



ISSN-1656-4979

REPUBLIC OF THE PHILIPPINES

PHILIPPINE STATISTICS AUTHORITY

2018 Census of Philippine Business and Industry

Volume IX

Accommodation and Food Service Activities



Volume IX

ISSN 1656 - 4979

2018 CENSUS OF PHILIPPINE BUSINESS AND INDUSTRY

ACCOMMODATION AND FOOD SERVICE ACTIVITIES



REPUBLIC OF THE PHILIPPINES
PHILIPPINE STATISTICS AUTHORITY



REPUBLIC OF THE PHILIPPINES

PRESIDENT RODRIGO ROA DUTERTE



REPUBLIC OF THE PHILIPPINES
PHILIPPINE STATISTICS AUTHORITY

DENNIS S. MAPA, Ph.D.

Undersecretary

National Statistician and Civil Registrar General

Copyright © 2021 by Philippine Statistics Authority
PSA CVEA Building, East Avenue, Diliman
Quezon City, Philippines

FOREWORD

This publication presents the results of the **2018 Census of Philippine Business and Industry (CPBI)**. The 2018 CPBI was conducted nationwide by the Philippine Statistics Authority (PSA) in 2019, with 2018 as reference period for all data items. It is the PSA's intent that the 2018 CPBI serve as a prime and recent source of information and data on business and industries in the Philippines.

Among the data items contained in the 2018CPBI are: the number of establishments in the country, figures on employment, compensation, revenues, expenses, tangible fixed assets, intangible assets, and inventories, as well as information on value added, and e-commerce transactions. These data items are presented from the viewpoint of the national and regional levels, and are disaggregated by industry.

The PSA expects that the 2018 CPBI becomes a useful resource material to both the government and the private sector in the formulation of policies and economic development plans. The results of the 2018 CPBI would not have been realized without the trust accorded to the PSA by the sample establishments. The PSA sincerely recognizes the cooperation of all the establishments in providing and entrusting their data to us for statistical purposes.

DENNIS S. MAPA, Ph.D.

Undersecretary

National Statistician and Civil Registrar General

Quezon City, Philippines
December 2021

TABLE OF CONTENTS

| | Page |
|--|--------|
| FOREWORD | iii |
| TABLE OF CONTENTS | v |
| EXPLANATORY TEXT | xi |
| Introduction..... | xi |
| Uses of CPBI Data..... | xi |
| Legal Authority..... | xii |
| Confidentiality of Information..... | xiii |
| Unit of Enumeration | xiv |
| Taxonomy of Establishments | xiv |
| Economic Organization | xiv |
| Legal Organization | xv |
| Industrial Classification | xvi |
| Size of Establishments | xviii |
| Geographic Classification | xix |
| Scope and Coverage | xix |
| Sampling Frame | xxiii |
| Sampling Method | xxiii |
| Sampling Units..... | xxiv |
| Sampling Domains | xxv |
| Industry Domain | xxv |
| Employment Stratum | xxv |
| Geographic Domain | xxvi |
| Sample Size and Allocation..... | xxvii |
| Response Rate | xxxii |
| Estimation Procedures | xxxiii |
| Weight Adjustments | xxxiii |
| The Questionnaires | xxxv |
| The Data Items | xxxvi |
| Limitations of Data | xxxvii |
| Concepts and Definitions | xxxvii |
| Publication Volumes..... | xliv |
| Symbols and Abbreviations Used in Statistical Tables | xlv |

TABLE OF CONTENTS – *Continued*

| | Page |
|--|-------|
| DESCRIPTION OF INDUSTRIES FOR ACCOMMODATION AND FOOD SERVICE ACTIVITIES..... | xlvii |
| BRIEF ANALYSIS..... | xlix |
| FIGURE 1 Percent Distribution of Accommodation and Food Service Activities Establishments: Philippines, 2018 CPBI | xlix |
| FIGURE 2 Employment Distribution for Accommodation and Food Service Activities Establishments: Philippines, 2018 CPBI | I |
| FIGURE 3 Average Annual Compensation for Accommodation and Food Service Activities Establishments: Philippines, 2018 CPBI | li |
| FIGURE 4 Total Revenue and Total Expense for Accommodation and Food Service Activities Establishments: Philippines, 2018 CPBI | lii |
| FIGURE 5 Value Added for Accommodation and Food Service Activities Establishments: Philippines, 2018 CPBI | liii |
| TABLE A Comparative Statistics for Accommodation and Food Service Activities Establishments by Industry Group: Philippines, 2018 and 2012 CPBI | lv |
| TABLE B Selected Indicators for Accommodation and Food Service Activities Establishments by Industry Group: Philippines, 2018 CPBI | lvii |
| TABLE C Selected Indicators for Accommodation and Food Service Activities Establishments by Region: Philippines, 2018 CPBI .. | lviii |

STATISTICAL TABLES

| | |
|---|----|
| TABLE 1 Summary Statistics for Accommodation and Food Service Activities Establishments by Region and Industry Group: Philippines, 2018 | 3 |
| TABLE 2 Number of Establishments and Employment by Type and Sex for Accommodation and Food Service Activities Establishments by Region and Industry Group: Philippines, 2018..... | 18 |

TABLE OF CONTENTS – *Continued*

| | | Page |
|-----------|---|------|
| TABLE 2.1 | Number of Establishments and Sub-Contract Personnel by Sex for Accommodation and Food Service Activities Establishments by Region and Industry Group: Philippines, 2018..... | 23 |
| TABLE 3 | Number of Establishments and Compensation by Type for Accommodation and Food Service Activities Establishments by Region and Industry Group: Philippines, 2018 | 28 |
| TABLE 4 | Number of Establishments and Revenue by Type for Accommodation and Food Service Activities Establishments by Region and Industry Group: Philippines, 2018 | 38 |
| TABLE 4.1 | Number of Establishments and Revenue from Service Rendered by Type of Transaction for Accommodation and Food Service Activities Establishments by Region and Industry Group: Philippines, 2018..... | 53 |
| TABLE 4.2 | Number of Establishments and Revenue from Non-Industrial Services Done for Others by Type for Accommodation and Food Service Activities Establishments by Region and Industry Group: Philippines, 2018..... | 58 |
| TABLE 4.3 | Number of Establishments and Other Income by Type for Accommodation and Food Service Activities Establishments by Region and Industry Group: Philippines, 2018 | 68 |
| TABLE 5 | Number of Establishments and Expense by Type for Accommodation and Food Service Activities Establishments by Region and Industry Group: Philippines, 2018 | 73 |
| TABLE 5.1 | Number of Establishments and Real Estate Sold by Type for Accommodation and Food Service Activities Establishments by Region and Industry Group: Philippines, 2018 | 93 |
| TABLE 5.2 | Number of Establishments and Expense of Industrial Services Done for Others by Type for Accommodation and Food Service Activities Establishments by Region and Industry Group: Philippines, 2018 | 98 |
| TABLE 5.3 | Number of Establishments and Expense of Non- Industrial Services Done for Others by Type for Accommodation and Food Service Activities Establishments by Region and Industry Group: Philippines, 2018 | 103 |

TABLE OF CONTENTS – *Continued*

| | | Page |
|-----------|---|------|
| TABLE 5.4 | Number of Establishments and Cost of Goods Sold for Others by Type for Accommodation and Food Service Activities Establishments by Region and Industry Group: Philippines, 2018 | 113 |
| TABLE 5.5 | Number of Establishments and Taxes on Products and Other Taxes on Production by Type for Accommodation and Food Service Activities Establishments by Region and Industry Group: Philippines, 2018..... | 118 |
| TABLE 5.6 | Number of Establishments and Other Expense by Type for Accommodation and Food Service Activities Establishments by Region and Industry Group: Philippines, 2018..... | 123 |
| TABLE 6 | Number of Establishments and Capital Expenditures by Type of Tangible Fixed Assets for Accommodation and Food Service Activities Establishments by Region and Industry Group: Philippines, 2018 | 128 |
| TABLE 6.1 | Number of Establishments and Capital Expenditures for Directly Imported Tangible Fixed Assets for Accommodation and Food Service Activities Establishments by Region and Industry Group: Philippines, 2018 (data unavailable) | |
| TABLE 6.2 | Number of Establishments and Capital Expenditures for Tangible Fixed Assets by Mode of Acquisition for Accommodation and Food Service Activities Establishments by Region and Industry Group: Philippines, 2018..... | 138 |
| TABLE 7 | Number of Establishments and Capital Expenditures for Intangible Assets by Type for Accommodation and Food Service Activities Establishments by Region and Industry Group: Philippines, 2018 | 143 |
| TABLE 8 | Number of Establishments and Gross Additions to Tangible Fixed Assets for Accommodation and Food Service Activities Establishments by Region and Industry Group: Philippines, 2018 | 148 |
| TABLE 8.1 | Number of Establishments and Sale of Tangible Fixed Assets by Type for Accommodation and Food Service Activities Establishments by Region and Industry Group: Philippines, 2018..... | 153 |

TABLE OF CONTENTS – *Concluded*

| | | Page |
|----------------------------|--|-------------|
| TABLE 8.2 | Number of Establishments and Losses and Damages to Tangible Fixed Assets by Type for Accommodation and Food Service Activities Establishments by Region and Industry Group: Philippines, 2018..... | 163 |
| TABLE 9 | Number of Establishments and Book Value of Tangible Fixed Assets by Type for Accommodation and Food Service Activities Establishments by Region and Industry Group: Philippines, 2018 | 173 |
| TABLE 10 | Number of Establishments and Book Value of Intangible Assets by Type for Accommodation and Food Service Activities Establishments by Region and Industry Group: Philippines, 2018 | 183 |
| TABLE 11 | Number of Establishments and Value of Inventories for Accommodation and Food Service Activities Establishments by Region and Industry Group: Philippines, 2018 | 193 |
| TABLE 12 | Number of Establishments, Research and Development (R&D) Personnel by Sex, Expense and Intangible Assets for Accommodation and Food Service Activities Establishments by Region and Industry Group: Philippines, 2018..... | 203 |
| Appendix CPBI Form 7 | | 213 |

EXPLANATORY TEXT

Introduction

The Census of Philippine Business and Industry (CPBI) is one of the three national censuses being conducted by the Philippine Statistics Authority (PSA) as per Republic Act No. 10625 (RA 10625). The CPBI is also a designated statistical activity as per Executive Order No. 352 (EO 352), series of 1996.

The 2018 CPBI was the 16th in the series of economic censuses in the country and preceded by those of 2012, 2006, 1999, 1994, 1988, 1983, 1978, 1975, 1972, 1967, 1961, 1948, 1939, 1918, and 1903.

In general, the CPBI aims to collect and generate information on the levels, structure, performance, and trends of economic activities of the formal sector in the entire country for the year 2018. It also serves as benchmark information for the overall revision and rebasing of the National Accounts to 2018.

Specifically, the 2018 CPBI aims:

1. To collect and generate information on employment, revenue, expense, capital expenditures, and total assets of the establishments by industry and by region;
2. To generate indicators such as value added, labor productivity, profitability, and other indicators which are necessary for the evaluation of the performance of industries at the national and regional levels;
3. To generate information on MSME (micro, small and medium establishments/enterprises) based on employment grouping;
4. To generate gender disaggregated statistics on employment;
5. To generate statistics on the research and development (R & D) employment and expenditures of establishments; and
6. To update basic information of establishments and enterprises for the improvement of the Statistical Business Register (SBR).

The 2018 CPBI was conducted from May to September 2019. The reference period of all information gathered is for the whole year of 2018, except for total employment which took a snapshot of the establishment's number of employees as of 15 November 2018.

Uses of CPBI Data

The data collected from the CPBI can be used by the government and the private sector to formulate policies and economic development plans.

Specifically, the CPBI results are used by the:

1. **Policy makers and national and local government units** in the formulation and monitoring of policies and plans based on the economy-wide and sub-national statistics; and, in formulating strategies and plans for the national and regional economic development;
2. **Business community** in evaluating business options, assessing opportunities for new investments, and estimating market shares for their products; and, in the formulation of government strategies to support the industry based on the industry-level statistics;
3. **Researchers/Academe** in studying the technology employed in the production process in terms of input-output relationships and productivity analysis by detailed economic activity, by employment size, by geographical characteristics for regional, national and international analysis, and ownership structure;
4. **Compilers of national accounts** in measuring the annual input/output and value added generated by economic activities, and in compiling supply and use tables by product and industry; and
5. **General public** who are interested in knowing and in evaluating conditions of the economy in order to make more informed decisions.

Legal Authority

The conduct of the 2018 CPBI is authorized by:

- ❖ **Republic Act No. 10625** also known as the **Philippine Statistical Act of 2013** dated September 12, 2013: An act reorganizing and strengthening the Philippine Statistical System (PSS) and its agencies and instrumentalities. It shall be the policy of the State to effect the necessary and proper changes in the organizational and functional structures of the PSS in order to rationalize and promote efficiency and effectiveness in the delivery of statistical services.

Section 6 of RA 10625 states that “the Philippine Statistics Authority (PSA) shall be primarily responsible for all national censuses and surveys, sectoral statistics, consolidation of administrative recording system, and compilation of national accounts.” Specifically, Section 6 (b) of this Act mandates the PSA “to prepare and conduct periodic censuses on population, housing, agriculture, fisheries, **business, industry**, and other sectors of the economy”

Section 25 of RA 10625 declares that all respondents shall be liable to reply to the statistical inquiry or survey. The respondents under this Act are required to give truthful and complete answers to statistical inquiries or surveys of the PSA and other statistical offices of the PSS.

Section 27 of RA 10625 states that:

“...Respondents of primary data collection activities such as censuses and sample surveys are obliged to give truthful and complete answers to statistical inquiries. The gathering, consolidation and analysis of such data shall likewise be done in the most truthful and credible manner. Any violation of this Act shall result in the imposition of the penalty of one (1) year imprisonment and a fine of One hundred

thousand pesos (P100,000.00). In cases where the respondent fails to give truthful and complete answers to such statistical inquiries is a corporation, the above penalty shall be imposed against the responsible officer, director, manager and/or agent of said corporation. In addition, such erring corporation, enterprise or business concerned, shall be imposed a fine ranging from One hundred thousand pesos (P100,000.00) to Five hundred thousand pesos (P500,000.00)..."

- ❖ **Executive Order No. 352** dated July 1, 1996: **Designation of Statistical Activities that will generate critical data for decision-making by the Government and the Private Sector**

EO 352 ordered the approval of the designated activities and statistics that have been designated by the National Statistical Coordination Board (NSCB) for adoption by the government. Among others, the CPBI is a designated statistical activity and the results generated from the census are designated statistics.

Confidentiality of Information

- ❖ **Republic Act No. 10625 (Philippine Statistical Act of 2013), Section 26** states that:

"...all data furnished by a respondent to statistical inquiries, surveys and censuses of the PSA shall be considered privileged communication and as such shall be inadmissible as evidence in any proceeding. The PSA may release aggregated information from statistical inquiries, surveys and censuses in the form of summaries or statistical tables in which no reference to an individual, corporation, association, partnership, institution or business enterprise shall appear."

Further, **Section 27 of RA 10625** states that:

"...Any person, including parties within the PSA Board and the PSA, who breach the confidentiality of information, whether by carelessness, improper behavior, behavior with malicious intent, and use of confidential information for profit, are considered guilty of an offense and shall be liable to fines as prescribed by the PSA Board which shall not be less than Five thousand pesos (P5,000.00) nor more than Ten thousand pesos (P10,000.00) and/or imprisonment of three (3) months but not to exceed one (1) year, subject to the degree of breach of information..."

- ❖ **Republic Act 6713** (Code of Conduct and Ethical Standards for Public Officials and Employees) dated February 20, 1989, Section 7 states that:

"...(c) Disclosure and/or misuse of confidential information. Public officials and employees shall not use or divulge confidential or classified information officially known to them by reason of their office and not made available to the public, either: (1) to further their private interest, or give undue advantage of anyone, or (2) to prejudice the public interest."

Unit of Enumeration

The unit of enumeration for the 2018 CPBI is the **establishment**.

An **establishment** is defined as an economic unit, which engages in one or predominantly one kind of economic activity, under a single ownership or control, i.e. under a single legal entity and at a single fixed physical location. Thus, stores, shops, factories, mining companies, electric plants, transport companies, radio stations, hotels, restaurants, banks, insurance companies, real estate development companies and the like are considered establishments.

However, there are some difficulties in applying the ideal definition, so the establishment is defined in operational terms to take into account the organization and record-keeping practices of certain industries by making the single physical location and activity criteria more flexible. This is an inherent characteristic of the industries, namely: construction, transportation and storage, telecommunications, real estate, security and investigation activities, travel agency and tour operator activities, and reservation service and related activities. For these industries, it is then necessary to use the **kind-of-activity unit (KAU)**.

*The **KAU** is “the unit that is engaged in the production of the most homogeneous group of goods and services, usually at one location, but sometimes over a wider area, for which separate records are available that can provide data concerning the production of these goods and services and the materials, labor and physical resources used in this production.”*

A **KAU** differs from the establishment in that there is no restriction with respect to the geographical areas in which a given kind of activity is carried on by a single legal entity.

Given the above concepts, the following are not considered as establishment:

- ✖ Ambulant peddlers, hawkers and movable stalls either along a public road or in a marketplace, as they do not have a fixed business location;
- ✖ Open stalls in shopping centers, malls and markets as they do not have permanency of business location; and
- ✖ Individual professionals and technical workers or craftsmen who do not maintain fixed offices or shops.

Taxonomy of Establishments

1. Economic Organization

The Economic Organization (**EO**) relates to the organizational structure or role of the establishment in the organization. The following are the types of EO:

- a. **Single establishment** (EO=1) is an establishment which has neither branch nor main office. It may have ancillary unit/s, other than main office, located elsewhere.

- b. **Branch only** (EO=2) is an establishment which has a separate main office located elsewhere.
- c. **Establishment and main office** (EO=3) is one where the establishment is located in the same address as the main office and with branch/es elsewhere.
- d. **Main office** (EO=4) is a unit which controls, supervises and directs one or more establishments of an enterprise.
- e. **Ancillary unit other than Main Office** (EO=5) is a unit that operates primarily or exclusively for a related establishment, or group of related establishments, or its parent establishment and provides services that support those establishments.

Examples of ancillary units are warehouses of manufacturing or wholesale and retail trade establishments, garages and repair shops of transport establishments, research laboratories of pharmaceutical companies, and administrative offices which primarily serve their parent units in the Philippines.

2. Legal Organization

The Legal Organization (**LO**) refers to the legal form of the economic entity that owns the establishment. This provides the legal basis for ownership. The following are the types of LO:

- a. **Single Proprietorship** (LO=1) refers to a business establishment organized, owned, and managed by one person, who alone assumes the risk of the business enterprise. A sole proprietorship must apply for a business name and be registered with the Department of Trade and Industry (DTI).
- b. **Partnership** (LO=2) refers to an association of two or more individuals for the conduct of a business enterprise based upon an agreement or contract between or among them to contribute money, property, or industry into a common fund with the intention of dividing profits among themselves.

Corporation refers to an artificial being created by operation of law, having the right of succession, and the powers, attributes and properties expressly authorized by law or incident to its existence. As an artificial being, a corporation has a juridical personality separate and distinct from that of each shareholder or member. It exists only in contemplation of law.

For consistency with other PSA establishment-based surveys, a private corporation will be classified into Government-Owned or Controlled Corporation, Stock Corporation, and Non-stock, Non-Profit Corporation.

- c. **Government Corporation** (LO=3) also called *Government-Owned or Controlled Corporation (GOCC)* refers to a corporation organized for private aim, benefit, or purpose with the government as the majority stockholder, regardless of whether they are stock or non-stock corporations.

- d. **Stock Corporation** (LO=4) refers to an ordinary business corporation organized by private persons, created and operated for the purpose of making a profit which may be distributed in the form of dividends to stockholders on the basis of their invested capital.

A stock corporation may be a domestic or foreign stock corporation. Domestic Stock Corporation is formed, organized or existing under the Philippine laws. On the other hand, Foreign Stock Corporation is formed, organized, or existing under any laws other than those of the Philippines and whose laws allow Filipino citizens and corporations to do business in its own country or state.

- e. **Non-Stock, Non-Profit Corporation** (LO=5) refers to a business corporation which does not issue stock to its members and is created not to profit but for the public good and welfare. Of this character are most of the religious, social, charitable, educational, literary, scientific, civic, and political organizations and societies.
- f. **Cooperative** (LO=6) refers to an organization composed primarily of small producers and/or consumers who voluntarily join together to form a business enterprise which they themselves own, control, and patronize. Establishments under this category should be registered to the Cooperative Development Authority (CDA).
- g. **Others** (LO=7) refers to an organization not classified in any of the above classifications. It includes private associations, foundations, Non-Governmental Organizations, or other forms of legal organizations.

3. Industrial Classification

The industrial classification of the unit of enumeration is determined by the activity from which it derives its major income or revenue. The 2009 **Philippine Standard Industrial Classification (PSIC)** was utilized to classify economic units according to their economic activities. It was approved for adoption by government agencies and instrumentalities on February 10, 2010 through the former NSCB Resolution No. 2, series of 2010 which was ratified by PSA Board Resolution No. 01 Series of 2017-158 signed on 14 February 2017.

The 2009 PSIC is a detailed classification of industries prevailing in the country according to the kind of productive activities undertaken by the establishments. It is aligned with the **International Standard Industrial Classification of all Economic Activities (ISIC)** Revision 4, and officially released by the United Nations Statistics Division on August 11, 2008 for adoption by countries in their revised national classifications by 2010.

The structure and coding system of the 2009 PSIC consists of an alpha character and 5 numeric digits. The alpha character represents the **section** (also known as sector), the first two digits represent the **division**; the first three digits, the **group**; the first four digits, the **class**; and all 5 digits, the **sub-class**. Table 1 shows the levels of disaggregation of the 2009 PSIC by section.

Table 1. Levels of Disaggregation of the 2009 PSIC by Section

| Section | Division | Group | Class | Sub-Class |
|--|-----------|------------|------------|--------------|
| Total | 88 | 246 | 521 | 1,285 |
| Agriculture, Forestry and Fishing (A) | 3 | 12 | 53 | 157 |
| Mining and Quarrying (B) | 5 | 10 | 15 | 32 |
| Manufacturing (C) | 24 | 73 | 201 | 476 |
| Electricity, Gas, Steam, and Air Conditioning Supply (D) | 1 | 3 | 3 | 3 |
| Water Supply; Sewerage, Waste Management and Remediation Activities (E) | 4 | 6 | 8 | 8 |
| Construction (F) | 3 | 8 | 10 | 15 |
| Wholesale and Retail Trade; Repair of Motor Vehicles and Motorcycles (G) | 3 | 20 | 45 | 189 |
| Transportation and Storage (H) | 5 | 12 | 21 | 56 |
| Accommodation and Food Service Activities (I) | 2 | 5 | 6 | 20 |
| Information and Communication (J) | 6 | 13 | 25 | 39 |
| Financial and Insurance Activities (K) | 3 | 10 | 21 | 45 |
| Real Estate Activities (L) | 1 | 2 | 5 | 6 |
| Professional, Scientific and Technical Activities (M) | 7 | 16 | 16 | 38 |
| Administrative and Support Service Activities (N) | 6 | 19 | 28 | 74 |
| Public Administration and Defense; Compulsory Social Security (O) | 1 | 3 | 7 | 12 |
| Education (P) | 1 | 6 | 13 | 24 |
| Human Health and Social Work Activities (Q) | 3 | 9 | 11 | 32 |

| Section | Division | Group | Class | Sub-Class |
|---|----------|-------|-------|-----------|
| Arts, Entertainment and Recreation (R) | 4 | 5 | 10 | 18 |
| Other Service Activities (S) | 3 | 10 | 18 | 34 |
| Activities of Households as Employers; Undifferentiated Goods – and Services- Producing Activities of Private Households for Own Use (T) | 2 | 3 | 3 | 3 |
| Activities of Extraterritorial Organizations and Bodies (U) | 1 | 1 | 2 | 4 |

4. Size of Establishment

The size of an establishment is determined by its total employment (TE). TE refers to the total number of persons who work in or for the establishment. This includes paid employees, working owners, unpaid workers, and all employees who work full-time or part-time including seasonal workers. Also included are persons on short-term leave such as those on sick, vacation or annual leaves and on strike.

Excluded are workers of establishments who work under a subcontracting arrangement. Workers on a sub-contract agreement or under manpower agencies were included in the report of the sub-contractors or the manpower agencies as part of their total employment.

The following are the size codes with corresponding total employment used in establishment-based censuses and surveys:

| SZ Code | Total Employment | SZ Code | Total Employment |
|---------|------------------|---------|------------------|
| 0 | 1 – 4 | 5 | 100 – 199 |
| 1 | 5 – 9 | 6 | 200 – 499 |
| 2 | 10 – 19 | 7 | 500 – 999 |
| 3 | 20 – 49 | 8 | 1000 – 1999 |
| 4 | 50 – 99 | 9 | 2000 and over |

5. Geographic Classification

Establishments are also classified by geographic area using the Philippine Standard Geographic Code (PSGC) classification. The PSGC contains the latest updates on the official number of regions, provinces, cities, municipalities and barangays in the Philippines. The geographic code used in the 2018 CPBI is in accordance with PSGC as of 31 December 2018.

Based on the latest PSGC, the Philippines has 17 regions, 81 provinces, 145 cities, 1,489 municipalities, and 42,045 barangays.

Scope and Coverage

Only the business operations of establishments confined in the formal sector of the economy were covered in the 2018 CPBI.

The formal sector is comprised of the following:

1. Corporations and partnerships;
2. Cooperatives and foundations;
3. Single proprietorship with employment of 10 and over; and
4. Single proprietorship with branches.

Operationally, the formal sector includes:

1. All establishments with total employment of 10 or more; and
2. All establishments with total employment of less than 10, except those establishments that are under single proprietorship (LO=1) and are single establishments (EO=1) or those which has neither a branch nor a main office. It may have ancillary unit/s other than main office located elsewhere.

Thus, a single establishment (EO=1) with less than 10 employees, but owned or organized either as a partnership, corporation, cooperative, or foundation is considered as part of the formal sector, and thus is covered in the 2018 CPBI.

Likewise, an establishment owned by a single proprietor with less than 10 employees but with branch/es elsewhere and/or a main office elsewhere is also considered as part of the formal sector.

Specifically, the 2018 CPBI covered formal sector establishments which are engaged in the following economic activities, and with the corresponding types of economic organization (EO) as shown in the following table:

Table 2. Type of Formal Sector Establishments Included in the Scope and Coverage of the 2018 CPBI

| 2009 PSIC SECTION | | SCOPE | COVERAGE |
|-------------------|--|---|---|
| A | Agriculture, Forestry, and Fishing | All economic activities | EO = 1, 2, and 3 |
| B | Mining and Quarrying | All economic activities | EO = 1, 2, and 3 |
| C | Manufacturing | All economic activities | EO = 1, 2, and 3 |
| D | Electricity, Gas, Steam, and Air Conditioning Supply | All economic activities | EO=1, 2, and 3 |
| E | Water Supply; Sewerage, Waste Management and Remediation Activities | All economic activities | EO = 1, 2, and 3 |
| F | Construction | All economic activities | EO = 1, 3, and 4 |
| G | Wholesale and Retail Trade; Repair of Motor Vehicles and Motorcycles | All economic activities, except retail sale via stalls and markets (G478) | EO = 1, 2, and 3 |
| H | Accommodation and Food Service Activities | All economic activities, | EO = 1, 3, and 4 |
| I | Accommodation and Food Service Activities | All economic activities | EO = 1, 2, and 3 |
| J | Information and Communication | All economic activities | EO = 1, 3, and 4 for the following industries: <ul style="list-style-type: none"> ▪ <i>Wired telecommunications activities (J611)</i> ▪ <i>Wireless telecommunications activities (J612)</i> ▪ <i>Satellite telecommunications activities (J613)</i> |

| 2009 PSIC SECTION | | SCOPE | COVERAGE |
|-------------------|---|--------------------------|--|
| | | | <ul style="list-style-type: none"> ▪ <i>Telephone access in facilities open to the public service activities (J61901)</i> ▪ <i>Other telecommunications service activities, n.e.c. (J61909)</i> |
| | | | EO = 1, 2, and 3 for the rest of the section |
| K | Financial and Insurance Activities | All economic activities | EO = 1, 2, and 3 |
| L | Real Estate Activities | All economic activities | EO = 1, 3, and 4 |
| M | Professional, Scientific and Technical Activities | All economic activities, | EO = 1, 2, and 3 |
| N | Administrative and Support Service Activities | All economic activities | <p>EO = 1, 3, and 4 for the following industries:</p> <ul style="list-style-type: none"> ▪ <i>Travel agency and tour operator activities (N791)</i> ▪ <i>Other reservation service and related activities (N799)</i> ▪ <i>Security and investigation activities (N80)</i> ▪ <i>General cleaning of buildings (N812 10)</i> |
| | | | EO = 1, 2, and 3 for the rest of the section |

| 2009 PSIC SECTION | | SCOPE | COVERAGE |
|-------------------|---|---|------------------|
| P | Education | All economic activities, except public education services | EO = 1, 2, and 3 |
| Q | Human Health and Social Work Activities | All economic activities, except public medical, dental and other health services, and doctor's offices/clinics in hospitals | EO = 1, 2, and 3 |
| R | Arts, Entertainment, and Recreation | All economic activities | EO = 1, 2, and 3 |
| S | Other Service Activities | All economic activities, except activities of membership organizations (S94) | EO = 1, 2, and 3 |

The following sections of the 2009 PSIC are excluded from the scope of this census and all other establishment-based surveys of PSA:

| 2009 PSIC Section Which Are Out-of-Scope | |
|--|---|
| O | Public Administration and Defense; Compulsory Social Security |
| T | Activities of Households as Employers; Undifferentiated Goods and Services Producing Activities of Households for Own Use |
| U | Activities of Extra-territorial Organization and Bodies |

In general, the results of the establishment-based surveys are inputs for the Non-Financial Corporations and Financial Corporations production account of the Philippine System of National Accounts (PSNA). Based on the PSNA concepts, Section O is part of the General Government resources; Section T is part of the Household resources; and, Section U is part of the Rest of the World resources.

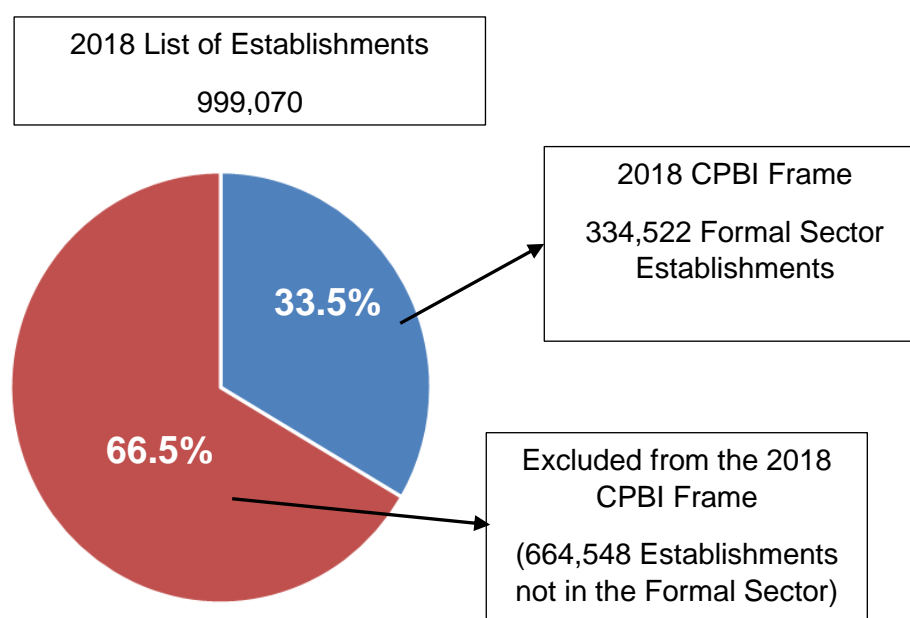
Sampling Frame

The sampling frame for the 2018 CPBI was extracted from the 2018 List of Establishments (LE) as of 01 February 2019.

The 2018 LE is a result of the Updating of the List of Establishments (ULE) which involved a door-to-door canvassing, and inquiry on the basic characteristics of establishments using the Computer-Aided Personal Interview (CAPI) mode of data collection. The 2018 LE operation was conducted by PSA from May to October 2018 primarily to update the sampling frame for the 2018 CPBI.

From a total of 999,070 establishments operating in the country as listed in the 2018 LE as of 1 February 2019, 334,522 (33.5%) comprised the 2018 CPBI frame which includes only those classified as part of the formal sector.

Figure 1. Percent Share of the 2018 CPBI Frame in the LE



Sampling Method

The 2018 CPBI used stratified systematic sampling design with 5-digit PSIC serving as industry strata and total employment as the second stratification variable.

The stratified systematic sampling is a process of which the frame population is divided into several homogeneous groups, called strata. Independent samples are systematically drawn in each stratum based on the computed sampling interval and a random start. This method ensures that all important subgroups of the population are represented in the sample and to further improve the precision of “overall” survey estimates.

A **certainty stratum** is defined as the stratum whose sampling ratio is 100 percent. In this stratum, all establishments are taken as certainty samples, i.e. the selection probability is 1 and the sampling weight is 1.

On the other hand, a **non-certainty stratum** is the stratum where only sample establishments are taken.

Sampling Units

The sampling unit of the 2018 CPBI is the establishment and, for some sections/industries, the kind-of-activity unit (KAU). For those sections/industries, not considered as with KAUs, the sampling units are establishments with EO = 1, 2 or 3. On the other hand, for sections/industries with KAU, the sampling units are those establishments with EO = 1, 3 or 4. Table 3 shows the sections/industries with KAUs.

Table 3. List of Sections/Industries with Kind-of-Activity Units (KAUs)

| 2009 PSIC | Industry Description |
|-----------|---|
| F | Construction |
| H | Accommodation and Food Service Activities |
| J | Telecommunications Activities <ol style="list-style-type: none"> 1. Wired telecommunications activities (J611) 2. Wireless telecommunications activities (J612) 3. Satellite telecommunications activities (J613) 4. Telephone access in facilities open to the public service activities (J61901) 5. Other telecommunications service activities, n.e.c. (J61909) |
| L | Real Estate Activities |
| N | Administrative and Support Service Activities <ol style="list-style-type: none"> 1. Travel agency and tour operator activities (N791) 2. Other reservation service and related activities (N799) 3. Security and investigation activities (N80) 4. General cleaning of buildings (N81210) |

For GOCCs (LO= 3), the sampling units are establishments with EO = 1, 3, and 4, except for those engaged in industries under Sections G and R in which the sampling units are establishments with EO = 1, 2 and 3. The consideration of the type of EOs for the GOCCs is based on the availability of data in the identified sampling units which maintain the records and to ensure completeness of coverage for those with centralized record-keeping.

Sampling Domains

Industry Domain

The industry domain (referred as **industry stratum**) for the 2018 CPBI are the 5-digit level (sub-class) of the 2009 PSIC. For all sections, the industry strata are the same for both establishments with TE of 20 and over, and with TE of less than 20. Table 4 presents the number of industry strata by 2009 PSIC sections.

Table 4. 2018 CPBI Number of Industry Strata by Section

| Section | Number of Industry Strata | Section | Number of Industry Strata | Section | Number of Industry Strata |
|--------------|---------------------------|---------|---------------------------|---------|---------------------------|
| Total | 1,058 | | | | |
| A | 86 | G | 175 | M | 33 |
| B | 22 | H | 50 | N | 67 |
| C | 420 | I | 20 | P | 13 |
| D | 2 | J | 39 | Q | 20 |
| E | 8 | K | 43 | R | 15 |
| F | 15 | L | 6 | S | 24 |

Employment Stratum

Within the industry domains for each section, the establishments were further stratified by total employment (TE). The TE sizes were either combined or taken as a group to comprise an **employment stratum**. The basic considerations for grouping were the concentration of establishments in each TE sizes and occurrence of stratum jumpers between TE sizes. The number of employment strata formed was five.

Table 5. 2018 CPBI Employment Strata

| Employment Strata | SZ Code | Total Employment |
|-------------------|---------|------------------|
| 1 | 0 and 1 | 1 – 9 |
| 2 | 2 | 10 – 19 |
| 3 | 3 | 20 – 49 |
| 4 | 4 | 50 – 99 |
| 5 | 5 to 9 | 100 and over |

The employment strata were also maintained to make it possible to generate MSME statistics based on employment groupings as shown below.

| | | |
|--------|-----------------|------------------|
| Micro | TE 1 – 9 | SZ 0 and 1 |
| Small | TE 10 - 99 | SZ 2, 3 and 4 |
| Medium | TE 100- 199 | SZ 5 |
| Large | TE 200 and Over | SZ 6, 7, 8 and 9 |

Geographic Domain

For establishments with TE of 20 and over, the 17 administrative regions serve as the geographic domains; while for establishments with TE of less than 20, the whole country serves as the geographic domain. Table 6 shows the geographic domains for establishments with TE of 20 and over, including the provinces, cities/municipalities that comprise them.

Table 6. 2018 CPBI Geographic Domains for Establishments with TE of 20 or more

| DOMAIN/REGION | PROVINCE/CITY/MUNICIPALITY OF COVERAGE |
|--|---|
| National Capital Region (NCR) | City of Manila, Mandaluyong City, San Juan City, Quezon City, Marikina City, Pasig City, Makati City, Pateros, Taguig City, Caloocan City, Malabon City, Navotas City, Valenzuela City, Parañaque City, Las Piñas City, Muntinlupa City, Pasay City |
| Cordillera Administrative Region (CAR) | Abra, Apayao, Benguet, Ifugao, Kalinga, Mountain Province |
| Region I – Ilocos Region | Ilocos Norte, Ilocos Sur, La Union, Pangasinan |
| Region II – Cagayan Valley | Batanes, Cagayan, Isabela, Nueva Vizcaya, Quirino |
| Region III – Central Luzon | Aurora, Bataan, Bulacan, Nueva Ecija, Pampanga, Tarlac, Zambales |
| Region 4A – CALABARZON | Batangas, Cavite, Laguna, Quezon, Rizal |

| DOMAIN/REGION | PROVINCE/CITY/MUNICIPALITY OF COVERAGE |
|---|---|
| MIMAROPA Region | Marinduque, Occidental Mindoro, Oriental Mindoro, Palawan, Romblon |
| Region V – Bicol Region | Albay, Camarines Norte, Camarines Sur, Catanduanes, Masbate, Sorsogon |
| Region VI – Western Visayas | Aklan, Antique, Capiz, Guimaras, Iloilo, Negros Occidental |
| Region VII – Central Visayas | Bohol, Cebu, Siquijor, Negros Oriental |
| Region VIII – Eastern Visayas | Biliran, Eastern Samar, Leyte, Northern Samar, Samar (Western), Southern Leyte |
| Region IX – Zamboanga Peninsula | Zamboanga del Norte, Zamboanga del Sur, Zamboanga Sibugay, Isabela City |
| Region X – Northern Mindanao | Bukidnon, Camiguin, Lanao del Norte, Misamis Occidental, Misamis Oriental |
| Region XI – Davao Region | Compostela Valley, Davao del Norte, Davao del Sur, Davao Oriental, Davao Occidental |
| Region XII – SOCCSKSARGEN | Cotabato (North), Sarangani, South Cotabato, Sultan Kudarat, Cotabato City |
| Caraga | Agusan del Sur, Agusan del Norte, Dinagat Island, Surigao del Norte, Surigao del Sur |
| Autonomous Region in Muslim Mindanao (ARMM) | Basilan (excluding Isabela City), Lanao del Sur, Maguindanao (excluding Cotabato City), Sulu, Tawi-Tawi |

Sample Size and Allocation

The primary consideration in the determination of sample size for the survey was its manageability at the optimum level of estimated budget without compromising the reliability and accuracy of survey results and the timeliness of retrieval of accomplished questionnaires from respondents.

All establishments with TE of 20 or more were taken on a 100 percent basis and comprised the certainty strata, while establishments with TE of less than 20 were taken on sampling basis and comprised the non-certainty strata of TE of 1 to 9, and TE of 10 to 19.

This means that all formal sector establishments with 20 or more employees were all included as sample establishments.

Furthermore, there are some industries which were taken on a 100% basis or take-all. These are industries with relatively small number of establishments, emerging industries and those with special need for data monitoring. Likewise, all establishments engaged in industries under Section B (Mining and Quarrying) and Section D (Electricity, Gas, Steam and Air Conditioning Supply) were also taken as samples.

For each region, the formal sector establishments with less than 20 employees were grouped according to the same 5-digit industry code and within the same TE size group, which are TE of 1 to 9, and TE of 10 to 19. For each group, called stratum, sample establishments were selected to represent the other establishments belonging to the same stratum.

Table 7. List of Certainty Industries

| 2009 PSIC | Industry Description |
|-----------|--|
| B05100 | Mining of hard coal |
| B05200 | Mining of lignite |
| B06100 | Extraction of crude petroleum |
| B06200 | Extraction of natural gas |
| B07100 | Mining of iron ores |
| B07210 | Mining of uranium and thorium ores |
| B07221 | Gold ore mining |
| B07222 | Silver ore mining |
| B07291 | Copper ore mining |
| B07292 | Chromite ore mining |
| B07293 | Manganese ore mining |
| B07294 | Nickel ore mining |
| B07299 | Mining of other non-ferrous metal ores, n.e.c. |
| B08101 | Marble quarrying |
| B08102 | Limestone quarrying |
| B08103 | Stone quarrying, except limestone and marble |
| B08104 | Clay quarrying |
| B08105 | Sand and gravel quarrying |

| 2009 PSIC | Industry Description |
|-----------|--|
| B08106 | Silica sand and silica stone quarrying |
| B08109 | Stone quarrying, clay and sand pits, n.e.c. |
| B08911 | Baryte mining |
| B08912 | Guano gathering |
| B08913 | Pyrite mining |
| B08914 | Rock phosphate mining |
| B08915 | Sulphur mining |
| B08919 | Other chemical and fertilizer mineral mining |
| B08920 | Extraction of peat |
| B08930 | Extraction of salt |
| B08990 | Other mining and quarrying, n.e.c. |
| B09101 | Oil and gas extraction activities on a fee or contract basis |
| B09102 | Oil and gas extraction activities not performed on a fee or contract basis |
| B09900 | Support activities for other mining and quarrying |
| C19200 | Manufacture of refined petroleum products |
| C19900 | Manufacture of other fuel products |
| C23940 | Manufacture of cement |
| C26110 | Manufacture of electronic valves and tubes |
| C26120 | Manufacture of semi-conductor devices and other electronic components |
| C26200 | Manufacture of computers and peripheral equipment and accessories |
| C26300 | Manufacture of communication equipment |
| C26400 | Manufacture of consumer electronics |
| C26800 | Manufacture of magnetic and optical media |
| D35100 | Electric power generation, transmission and distribution |
| D35200 | Manufacture of gas; distribution of gaseous fuels through mains |
| D35300 | Steam, air conditioning supply and production of ice |
| G46522 | Wholesale of semi-conductor devices |
| G46523 | Wholesale of micro-chips and integrated circuits |

| 2009 PSIC | Industry Description |
|-----------|---|
| G46524 | Wholesale of printed circuits |
| G46525 | Wholesale of radio and television including parts and accessories |
| G46527 | Wholesale of blank audio and video tapes and diskettes, magnetic and optical disks (cds, dvds) |
| J58110 | Book publishing |
| J58120 | Publishing of directories and mailing lists |
| J58130 | Publishing of newspapers, journals and periodicals |
| J58190 | Other publishing activities |
| J58200 | Software publishing |
| J59110 | Motion picture, video and television programme activities |
| J59120 | Motion picture, video and television programme post-production activities |
| J59130 | Motion picture, video and television programme distribution activities |
| J59140 | Motion picture projection activities |
| J59201 | Sound recording activities |
| J59202 | Publishing of music |
| J60102 | Radio program production |
| J60103 | Radio broadcasting activities over the internet (internet radio stations) |
| J60201 | Television broadcasting and relay stations and studios including closed circuit television services |
| J60202 | Television program production |
| J60203 | Television broadcasting activities over the internet (internet television stations) |
| J61101 | Wired (landline) services |
| J61102 | Wired internet access service activities (e.g. dsl, leased line, dial-up) |
| J61103 | Telegraph, facsimile/telefax, and telex services |
| J61109 | Other wired telecommunications activities, including pay telephone |
| J61201 | Wireless landline services |
| J61202 | Mobile telecommunications services |
| J61203 | Wireless internet access services (e.g. internet service provider, broadband) |

| 2009 PSIC | Industry Description |
|-----------|--|
| J61209 | Other wireless telecommunication services, n.e.c. |
| J61901 | Telephone access in facilities open to the public service activities |
| J61909 | Other telecommunications service activities, n.e.c. |
| J62020 | Computer consultancy and computer facilities management activities |
| J63111 | Data processing |
| J63112 | Website hosting services |
| J63113 | Application hosting services |
| J63120 | Web portals |
| J63910 | News agency activities |
| J63990 | Other information service activities, n.e.c. |
| N78103 | On-line employment placement agencies |
| N82211 | Customer relationship management activities |
| N82219 | Other call centers activities (voice), n.e.c. |
| N82221 | Finance and accounting activities |
| N82222 | Human resources and training activities |
| N82223 | Administrative support activities |
| N82224 | Document processes activities |
| N82225 | Payroll maintenance and other transaction processing activities |
| N82226 | Medical transcription activities |
| N82227 | Legal services activities |
| N82228 | Supply chain management activities |
| N82229 | Other non-voice related activities, n.e.c. |
| N82291 | Engineering outsourcing activities |
| N82292 | Product development activities |
| N82293 | Publishing outsourcing activities |
| N82294 | Research and analysis activities |
| N82295 | Intellectual property research and documentation activities |
| N82296 | Security outsourcing activities |
| N82299 | Other back office operations activities, n.e.c |

Response Rate

The 2018 CPBI was conducted using a sample size of 60,683 establishments out of the total sampling frame units of 334,522 establishments which were engaged in economic activities classified under the 18 industry sections.

Completed questionnaires/reports from 53,527 responding establishments or 88.2 percent of the total 60,683 samples were the sources of data used in the estimation for the 2018 CPBI major data items. (Table 8)

Table 8. 2018 CPBI Number of Samples and Response Rate by Industry Section

| Section | Sample | Responding | Response Rate (%) |
|----------------|---------------|-------------------|--------------------------|
| Total | 60,683 | 53,527 | 88.2 |
| A | 1,793 | 1,620 | 90.4 |
| B | 311 | 255 | 82.0 |
| C | 9,224 | 7,910 | 85.8 |
| D | 376 | 363 | 96.5 |
| E | 562 | 535 | 95.2 |
| F | 1,638 | 1,433 | 87.5 |
| G | 15,006 | 13,413 | 89.4 |
| H | 1,695 | 1,524 | 89.9 |
| I | 8,448 | 7,644 | 90.5 |
| J | 2,002 | 1,628 | 81.3 |
| K | 3,621 | 3,237 | 89.4 |
| L | 1,089 | 946 | 86.9 |
| M | 1,783 | 1,461 | 81.9 |
| N | 3,953 | 3,184 | 80.5 |
| P | 5,299 | 4,898 | 92.4 |
| Q | 1,869 | 1,715 | 91.8 |
| R | 885 | 784 | 88.6 |
| S | 1,129 | 977 | 86.5 |

The non-responding establishments include:

- those which did not submit their accomplished questionnaires;
- those who submitted their questionnaires but there are no entries in all major data items; or
- those who submitted the questionnaires but with remarks as closed, stopped operation, or temporarily stopped operation prior or during the reference year.

Estimation Procedures

The estimate of the total of a characteristic (\hat{X}_s) for the non-certainty employment stratum TE 1 to 9 or TE 10 to 19 in the s^{th} industry domain is

$$\hat{X}_s = \sum_{j=1}^{n_s} W_{sj} x_{sj}$$

where:

s = denotes the non-certainty employment strata in TE of less than 20

x_{sj} = value of the j^{th} establishment in the non-certainty employment stratum TE 1-9 or TE 10-19 in the s^{th} industry domain

j = 1, 2, 3, ..., n_s establishments

W_{sj} = weight of the j^{th} establishment in the non-certainty employment stratum TE 1-9 or TE 10-19 in the s^{th} industry domain

Sampling weight is computed as:

$$W_{sj} = N_s / n_s$$

where N_s = total number of establishments in the s_{th} industry

n_s = total number of sample establishments in the s_{th} industry

W_{sj} = weight of the j_{th} establishments in the s_{th} industry

Thus, if $n_s = N_s$ (Take all) , then $W_{sj} = 1$ (weights for certainty stratum)

Weight Adjustments

To account for non-response, the adjustment factor (n_s/n'_s) was multiplied to the sampling weight to compute for the adjusted weights $W's_j$;

$$W'_{sj} = \frac{N_s}{n_s} \frac{n_s}{n'_s} = \frac{N_s}{n'_s}$$

where n'_s = number of responding establishments in the s_{th} industry

W'_{sj} = adjusted weight to account for non-response in the s_{th} industry

To account for stratum jumpers, sampling weights were further adjusted to conform with the reclassified industry class and employment structure after data collection.

Sampling weight was recomputed based on post-stratification after data collection:

$$PW_{sj} = \frac{PN_s}{pn_s}$$

where PN_s = post-stratification total number of establishments in the s_{th} industry

pn_s = post-stratification total number of sample establishments in the s_{th} industry

PW_{sj} = post-stratification weight of the j_{th} establishments in the s_{th} industry

To account for unit non-response after post-stratification, the adjustment factor (pn_s/pn'_s) is multiplied to the sampling weight to compute for the adjusted weights PW'_{sj} :

$$PW'_{sj} = \frac{PN_s}{pn_s} \frac{pn_s}{pn'_s} = \frac{PN_s}{pn'_s}$$

where pn'_s = number of responding establishments in the s_{th} industry

PW'_{sj} = adjusted weight to account for non-response in the s_{th} industry

The estimate of the total characteristic in the s_{th} industry is:

$$\hat{X}_s = \sum_{j=1}^{pn'_s} PW'_{sj} x_{sj}$$

where pn'_s = number of responding establishments in the s_{th} industry

x_{sj} = value of the j_{th} establishments in s_{th} industry

j = 1,2,3,... pn'_s responding establishments

PW'_{sj} = adjusted weight of the j_{th} establishment in s_{th} industry

The Questionnaires

There were seven types of questionnaires used in the 2018 CPBI to capture the data from the establishments.

The clearance number as shown in Table 9 and expiry date (31 March 2020) are located on the upper righthand corner of the cover page of each questionnaire.

Table 9. List of Questionnaires for the 2018 CPBI

| Form Type | Form Title | Spot Color | Clearance Number | 2009 PSIC Section |
|-------------|---|----------------|------------------|------------------------------------|
| CPBI Form 1 | Agriculture, Forestry and Fishing | green | PSA-1907-01 | A |
| CPBI Form 2 | Mining and Quarrying; Manufacturing | yellow | PSA-1907-02 | B, C |
| CPBI Form 3 | Electricity, Gas, Steam and Air-conditioning Supply; and Water Supply; Sewerage, Waste Management and Remediation Activities | turquoise | PSA-1907-03 | D, E |
| CPBI Form 4 | Construction | orange | PSA-1907-04 | F |
| CPBI Form 5 | Wholesale and Retail Trade; Repair of Motor Vehicles and Motorcycles | red | PSA-1907-05 | G |
| CPBI Form 6 | Financial and Insurance Activities | silver gray | PSA-1907-06 | K |
| CPBI Form 7 | Business and Services | blue | PSA-1907-07 | H, I, J, L, M, N, P, Q, R, S |

An online questionnaire was also made available at the PSA website: <https://cpbi.psa.gov.ph>.

The Data Items

The main data items in the 2018 CPBI questionnaires are listed in Table 10.

Table 10. List of Data Items in the 2018 CPBI Questionnaires

| ITEM NO. | DESCRIPTION |
|--------------|--|
| (Cover Page) | Name and Address of the Establishment and Its Reporting Unit, if any |
| | Control Panel for Establishment Characteristics <i>(For PSA Use Only)</i> |
| 1 | Business and Registered Name, Business Tax Identification Number (TIN) and Address, Company Website and Social Media Account |
| 2 | Economic Activity or Business in 2018 |
| 3 | Year Started Operation |
| 4 | Legal Organization in 2018 |
| 5 | Economic Organization in 2018 |
| 6 | Capital Participation as of 31 December 2018 |
| 7 | Employment as of 15 November 2018 |
| 8 | Workers on Sub-Contract Agreement or Under Manpower Agencies/Contractors as of 15 November 2018 |
| 9 | R&D Personnel as of 15 November 2018 |
| 10 | Number of Production/Construction Workers as of 15 November 2018 (For CPBI Forms 2, 3 and 4) |
| 11 | Total Hours Worked by Production/Construction Workers in 2018 (For CPBI Forms 2, 3 and 4) |
| 12 | Revenue in 2018 |
| 13 | Subsidies Received from the Government in 2018 |
| 14 | Expense in 2018 |
| 15 | Sales from E-commerce Transactions in 2018 |
| 16 | Capital Expenditures, Sale and Book Value of Tangible Fixed Assets, including Losses and Damages in 2018 |
| 17 | Capital Expenditures for All Tangible Fixed Assets by Mode of Acquisition in 2018 |
| 18 | Capital Expenditures and Book Value for Intangible Assets in 2018 |
| 19 | Total Assets as of 31 December 2018 |

| ITEM NO. | DESCRIPTION |
|----------|---|
| 20 | Average Capacity Utilization Rate of the Establishment in 2018 (For CPBI Form 2 and 3) |
| 21 | Inventories in 2018 |
| 22 | Branches, Divisions and Plants Owned and Controlled (for Main Office) |

Limitations of Data

The results of the 2018 CPBI are estimates representing the frame population covering establishments included in the formal sector category as listed in the PSA's 2018 List of Establishments.

Section 4 of Commonwealth Act No. 591 requires that the data of individual business firms be kept confidential. To avoid disclosure of information of individual establishment, statistical tables do not provide information for any industry group or sub-class wherein the number of establishments is less than three. Figures relating to such industries were either suppressed or combined with those of other related industries in accordance with the guidelines on statistical disclosure control of data for establishments' survey.

Concepts and Definitions

Business/Trade name refers to the name used to identify a commercial product or service, under which a business firm operates. It distinguishes one establishment's/enterprise's products and services from those of its competitors and helps to establish its identity in the marketplace. A business/trade name can be different from the legal name the business has been registered as, for corporate status. This could be the name registered with the DTI, SEC or the name used in securing business permit.

Registered name refers to the name of the establishments/enterprise as registered with the Securities and Exchange Commission (SEC), Department of Trade and Industry (DTI) and Cooperative Development Authority (CDA). Registered name is the one used for taxation purposes and legal matters. Registered name usually links establishments within the same enterprise.

Address refers to the actual physical location of the establishment/enterprise. It should contain the number and street name, building name, floor and room number, barangay, city/municipality and the province.

A **website** is a collection of related web pages containing images, videos or other digital assets. A website is hosted on at least one web server, accessible via a network such as

the internet or a private local area network through an Internet address known as a Uniform Resource Locator. All publicly accessible websites collectively constitute the World Wide Web. Web pages are accessed and transported with the Hypertext Transfer Protocol (HTTP), which may optionally employ encryption (HTTP Secure, HTTPS) to provide security and privacy for the user of the web page content. The user's application, often a web browser, renders the page content according to its HTML markup instructions onto a display terminal. One example of a website is <http://www.census.gov.ph>.

Main activity refers to the activity that contributes the biggest or major portion of the gross income or revenue of the establishment/enterprise.

Secondary/Other Activities refer to activities carried out by the establishment/enterprise in addition to the main activity and in which the output, like that of the main activity, must be suitable for delivery outside the establishment/enterprise.

Ancillary Activities refer to activities that exist to support the main productive activities of this establishment by providing non-durable goods or services entirely or primarily for the use of the establishment.

Capital participation refers to the claims of foreign and/or local investors against capital/equity.

Total Employment refers to the total number of persons who work in or for the enterprise as of November 15, 2018. This includes paid employees, working owners, unpaid workers and all employees who work full-time or part-time including seasonal workers. Included also are persons on short term leave such as those on sick, vacation or annual leaves and on strike. **Excluded** from the count of total employment are consultants, home workers, workers receiving pure commission only, workers on indefinite leave, silent or inactive partners and members of cooperative who are not involved in the operation of the cooperative.

Paid employees are all full-time and part-time employees working in or for the establishment/enterprise and receiving regular pay, as well as those working away from the establishment/enterprise and paid by and under the control of the establishment/ enterprise.

Unpaid workers are working owners who do not receive regular pay, apprentices and learners without regular pay, and persons working for at least 1/3 of the working time normal to the establishment/enterprise without regular pay.

Workers on sub-contract agreement or under manpower agencies/contractors are workers employed by the contractors to perform or complete a job, work or service within the premise of this establishment pursuant to a service agreement. These are workers who are not in the payroll of this establishment.

Research and Development (R&D) refers to creative work undertaken as a systematic basis in order to increase the stock of knowledge, including knowledge of man, culture and society, and the use of this stock of knowledge to devise new applications.

R&D personnel are all persons employed directly on R&D as well as those providing direct services such as R&D Managers, administrators and clerical staff. R&D personnel are classified into three categories: researchers, technicians and auxiliary personnel.

Production/construction workers are workers directly engaged in the production/construction process, including working foreman.

Number of hours worked by production/ construction workers refers to the number of hours actually spent by production/construction workers at work, including waiting time and overtime for the whole year of 2018.

Total Income or revenue refers to cash received and receivables for goods sold and services rendered.

Sales to domestic market, for sectors agriculture, forestry and fishing; mining and quarrying; and manufacturing, refer to the products/by-products of the establishment sold to another establishment including, producer, wholesaler and retailer, of a different enterprise. However, for wholesale and retail trade, these refer to the goods sold locally.

Interplant transfers refer to the shipment of products produced to other establishments belonging to the same enterprise as the establishment. These should be valued as though sold.

Direct exports refer to the products produced and shipped, as well as goods sold, directly outside the country by the establishment.

Sales to exporters refers to the products/by-products/goods sold locally to exporters by the establishment.

Sale of goods refers to the income from goods sold in the same condition as purchased.

Net income earned from construction activities abroad refers to the value, cash and receivables of construction activities abroad less total cost incurred.

Net insurance premiums earned are the gross earned premiums on insurance contract less the reinsurers' share of gross earned premiums on insurance contracts.

Contract and commission work done for others refer to the income from outsourcing activities done on materials owned and controlled by another establishment.

The term “**outsourcing**” or production has been used to refer to a situation where the principal production unit (the principal) contracts another production unit (the contractor) to carry out specific functions constituting the whole or a part of the principal’s activity in producing a good or a service.

Income from products sold for a construction establishment, is an income from products manufactured and sold, e.g. pre-fabricated products, hollow blocks, etc.

Royalty income is an income received for trademarks, copyrights, patents or secrecy and concessions.

Trademarks are images, logos or other graphical materials associated with a brand and which, if registered as such, may not be reproduced or copied without the permission of the trademark holder.

Copyright is the exclusive right to reproduce articles, books, photographs, films or other representative material usually held by the author or publisher of a work.

Patent is the legal recognition of an invention, which also grants sole right of manufacture and sale for commercial purposes to the patent holder.

Concession is the term that describes a business trading under a contract from a concession stand or area within the premises of another business, or host. A concession is principally a tenant, and the hold is its landlord. Concessions are usually given a degree of exclusivity by its host to allow it the right to retail certain product ranges. Concessions operate under their own branding and heads of terms are negotiated and agreed prior to a solicitor drafting either a license or lease which describes the principal terms under which the parties will operate.

Franchise income refers to income received for license to make, distribute or sell a product or service.

Subsidies refer to special grants received from the government in the form of financial assistance or tax exemption or tax privilege to aid and develop an industry.

Total expense refers to the cost incurred in an enterprise's efforts to generate revenue, representing the cost of doing business. Excludes cost incurred in acquisition of income generating assets.

Total compensation is the sum of gross salaries and wages and total employers to SSS/GSIS, Employees Compensation Commission, PhilHealth, PAG-IBIG, etc.

Gross salaries and wages refer to payments in cash or in-kind prior to any deductions for employee's contributions to SSS/GSIS, withholding tax, etc.

Taxes on Products are taxes paid on products by producer or by the purchaser of the product. Examples are: import tax, export tax, excise tax, value-added tax, sales tax, gross receipts tax, etc.

Export tax consists of taxes on goods or services that become payable when the goods leave the economic territory or when the services are delivered to non-residents; they include export duties, profits of export monopolies and taxes resulting from multiple exchange rates.

Excise tax or excise duties are taxes levied on specific kinds of good, typically alcoholic beverages, tobacco and fuels; they may be payable in addition to import duties when the goods enter the economic territory.

Other taxes on production are taxes paid by the producer due to production excluding income tax. Examples are: business licenses, real estate tax, road tax, environmental tax, etc.

Environmental tax consists of taxes levied on the emission or discharged into the environment of noxious gases, liquids or other harmful substances.

Contract and commission work done by others is the amount spent for production/service outsourced to other establishment.

Goods purchased for resale is the acquisition cost of goods purchased for resale without transformation or processing.

Interest expense is the amount paid for loans obtained from banks and other financial institutions.

Payouts are the amount expended as prize in gambling and betting operations.

Research and development (R&D) is the amount spent on any systematic, scientific and creative work undertaken to increase the stock of knowledge and the use of this knowledge to create new or improved products, processes, services, and other applications.

Environmental protection expense is the amount spent for the prevention, reduction and elimination of pollution as well as any degradation of the environment such as environmental protection services like wastewater treatment, reforestation, etc.

Royalty fee is an expense for trademarks, patents or secrecy and concessions.

Franchise fee is an expense made for license to make, distribute or sell a product or service.

E-commerce refers to the selling of products or services over electronic systems such as the Internet Protocol-based networks and other computer networks, Electronic Data Interchange (EDI) network, or other on-line system. Excluded are orders received from telephone, facsimile and e-mails.

Tangible Fixed Assets refer to physical assets acquired and for use of the establishment/enterprise and expected to have a productive life of more than one year. Examples are land, buildings, transport equipment, ICT and other machinery and equipment, valuables and other tangible fixed assets.

Capital expenditures for tangible fixed assets refer to the full value of tangible fixed assets acquired in 2018 whether or not full payments have been made.

Sale of tangible fixed assets refer to the actual amount received/realized (not book value) from the sale of tangible fixed assets during the year including the value of tangible fixed assets transferred to the other establishments of the same enterprise.

Losses and damages refer to the decrease in the book value of tangible fixed assets due to theft, major catastrophe, and other accidental destructions.

Book value refers to the initial or acquisition cost of tangible fixed assets less accumulated depreciation charges.

New tangible fixed assets refer to brand new tangible fixed assets acquired during the year, including directly/newly imported tangible fixed assets.

Directly/newly imported tangible fixed assets are considered new whether or not they were used before they were imported.

Major alterations and improvements on tangible fixed assets are done to increase the performance or capacity of existing tangible fixed assets or to significantly extend their previous expected service lives.

Use tangible fixed assets refer to those that have been previously used within the country.

Tangible fixed assets produced on own account refer to the physical assets produced by the establishment for its own use. It should be valued as the cost of all work put in place including overhead cost.

Total assets are resources including land owned and/or controlled by the establishment as a result of past transactions and events from which future economic benefits are expected to flow to the establishment.

Inventories refer to stocks of goods owned by or under the control of the establishment as of a fixed date, regardless of where the stocks are located.

Purchaser Price is the amount paid by the purchaser, excluding any deductible VAT or similar deductible tax, in order to take delivery of a unit of a good or service at the time and place required by the purchaser. The purchaser's price of a good includes any transport charges paid separately by the purchaser to take delivery at a required time and place.

Producer Price is the amount receivable by the producer from the purchaser for a unit of good or service produced as output minus any VAT, or similar deductible tax, invoiced to the purchaser. It excludes any transport charges invoiced separately by the producer.

Replacement cost is the cost of an item in terms of its present price rather than its original price.

Materials and supplies are materials and supplies intended for use as intermediate inputs.

Finished products refer to the value of products produced/manufactured by the establishment that are ready for sale/shipment.

Work-in-progress, for agriculture forestry and fishing, refers to the value of products of the establishment that have not yet reached the final desired state and are not ready for sale/shipment; while for manufacturing, it refers to the value of all materials which have been partially processed by the establishment but which are not usually sold or turned over to other establishments without further processing.

Construction-in-progress refers to portion of construction projects and/or installation works in the country that are not yet completed during the year and are not yet ready to be handed over to the contractee.

Publication Volumes

The following are the 2018 CPBI publication volumes.

Table 11. 2018 CPBI Publication Volumes

| Section | Industry | Volume Number |
|----------------|--|----------------------|
| A | Agriculture, Forestry and Fishing | Volume I |
| B | Mining and Quarrying | Volume II |
| C | Manufacturing | Volume III |
| D | Electricity, Gas, Steam and Airconditioning Supply | Volume IV |
| E | Water Supply; Sewerage, Waste Management and Remediation Activities | Volume V |
| F | Construction | Volume VI |
| G | Wholesale and Retail Trade; Repair of Motor Vehicles and Motorcycles | Volume VII |
| H | Accommodation and Food Service Activities | Volume VIII |
| I | Accommodation and Food Service Activities | Volume IX |
| J | Information and Communication | Volume X |
| K | Financial and Insurance Activities | Volume XI |
| L | Real Estate Activities | Volume XII |
| M | Professional, Scientific and Technical Activities | Volume XIII |
| N | Administrative and Support Service Activities | Volume XIV |
| P | Education | Volume XV |
| Q | Human Health and Social Work Activities | Volume XVI |
| R | Arts, Entertainment and Recreation | Volume XVII |
| S | Other Service Activities | Volume XVIII |

Symbols and Abbreviations Used in Statistical Tables

| | |
|--------|--|
| s | suppressed data to avoid disclosure of individual establishment's data |
| } | combined data of two or more industries or regions |
| - | zero |
| n.e.c. | not elsewhere classified |

SECTION I – ACCOMMODATION AND FOOD SERVICE ACTIVITIES

Accommodation and Food Service Activities includes the provision of short-stay accommodation for visitors and other travelers and the provision of complete meals and drinks fit for immediate consumption. The amount and type of supplementary services provided within this section can vary widely.

Section I is comprised of the following five (5) industry groups:

Short term accommodation activities (I551)

This industry group includes the provision of accommodation, typically on a daily or weekly basis, principally for short stay by visitors. This includes the provision of furnished accommodation in guest rooms and suites or complete self-contained units with kitchens, with or without daily or other regular housekeeping services, and may often include a range of additional services such as food and beverage services, parking, laundry services, swimming pools and exercise rooms, recreational facilities and conference and convention facilities.

Other accommodation (I559)

This industry group includes the provision of temporary or longer-term accommodation in single or shared rooms or dormitories for students, migrant (seasonal) workers and other individuals.

Restaurants and mobile food service activities (I561)

This industry group includes the provision of food services to customers, whether they are served while seated or serve themselves from a display of items, whether they eat the prepared meals on the premises, take them out or have them delivered. This includes the preparation and serving of meals for immediate consumption from motorized vehicles or non-motorized carts.

Event catering and other food service activities (I562)

This industry group includes catering activities for individual events or for a specified period of time and the operation of food concessions, such as at sports or similar facilities.

Beverage serving activities (I563)

This group includes the preparation and serving of beverages for immediate consumption on the premises.

BRIEF ANALYSIS

This publication presents the final results of the Census of Philippine Business and Industry (CPBI) in the formal sector of the economy for establishments engaged in Accommodation and Food Service Activities.

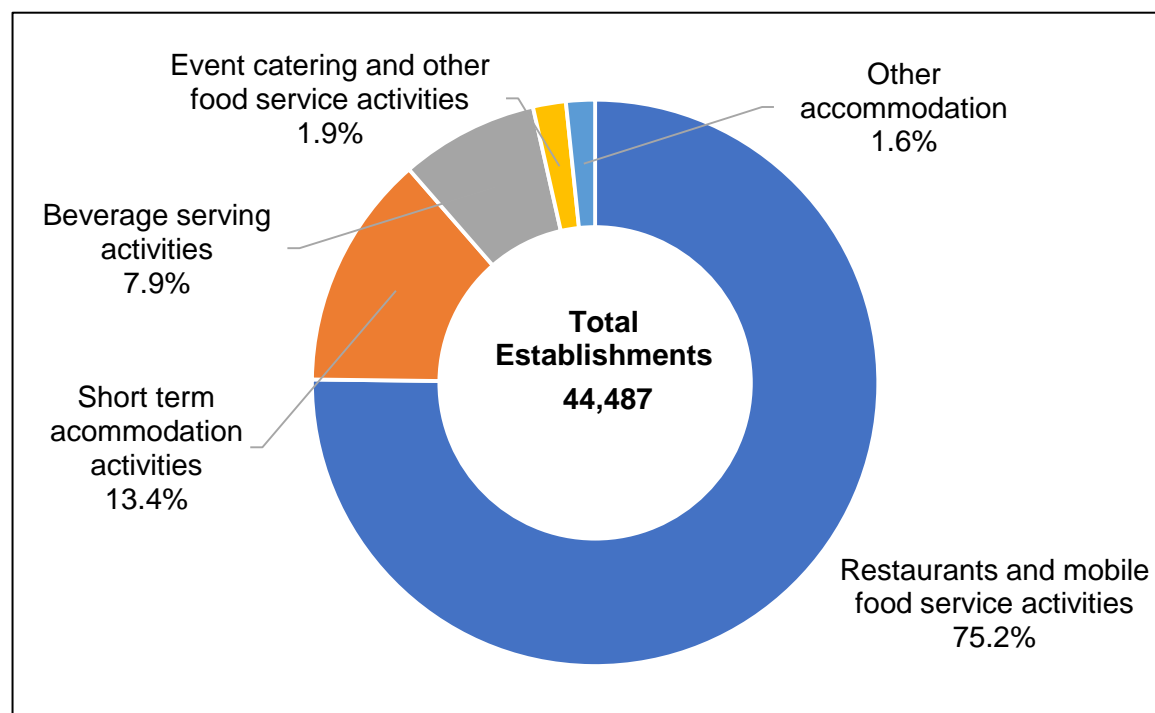
Restaurants and mobile food service activities dominated the industry section

The total number of establishments for the accommodation and food service activities section increased by 67.5 percent with 44,487 establishments in 2018 from 26,557 in 2012. (Table A)

By industry group, most of the establishments were engaged in restaurants and mobile food service activities with 33,451 establishments or 75.2 percent of the total establishments in the section. This was followed by short term accommodation activities and beverage serving activities with 5,960 establishments (13.4%) and 3,506 establishments (7.9%), respectively. (Figure 1)

Across regions, the National Capital Region (NCR) registered most of the establishments with 9,706 (21.8%). This was followed by CALABARZON with 5,001 establishments (11.2%) and Central Luzon with 4,544 establishments (10.2%). (Table 1)

Figure 1. Percent Distribution of Accommodation and Food Service Activities
Establishments: Philippines, 2018 CPBI



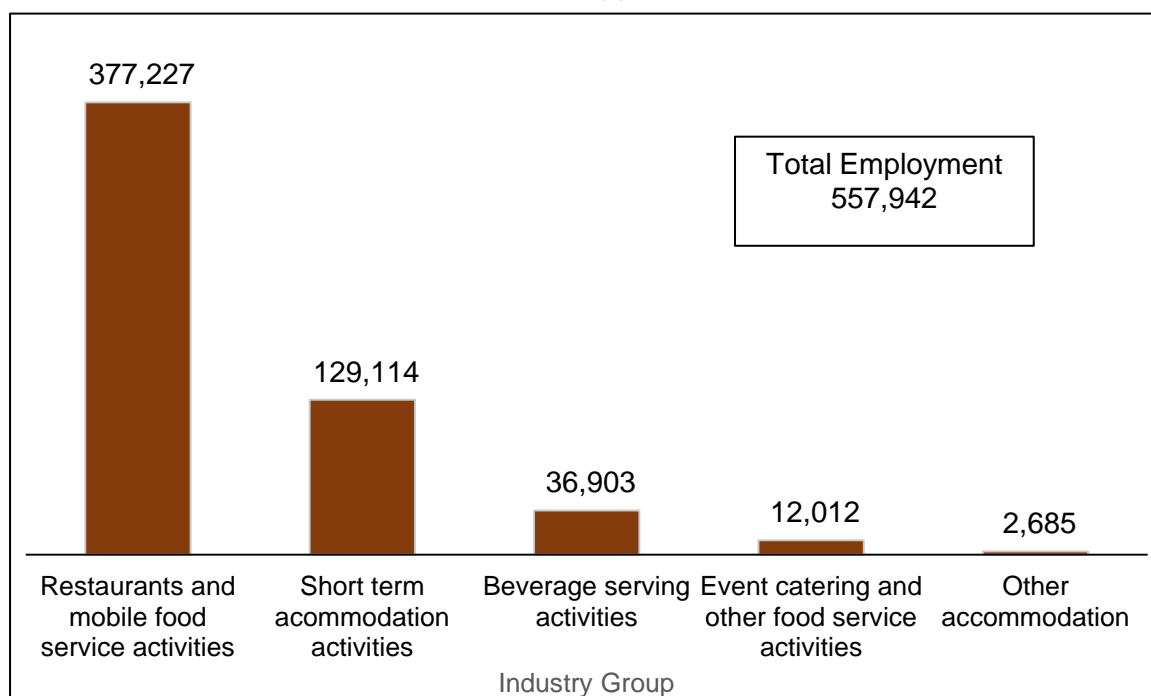
Restaurants and mobile food service activities employed a great majority of workers

Employment for the industry section reached a total of 557,942 workers in 2018, representing a 32.0 percent increase from 422,551 workers in 2012. Paid employees comprised of 546,034, which constituted almost 97.9 percent of the total employment. (Table A)

Workers hired on sub-contract agreement or under manpower agencies which numbered to 92,152 workers were excluded from total employment. (Table 1)

By industry group, restaurant and mobile food service activities, which had the highest number of establishments, also employed a great majority of employees in 2018 with 377,227 workers (67.6%). This was followed by short term accommodation activities which recorded 129,114 workers (23.1%). (Figure 2)

Figure 2. Employment Distribution for Accommodation and Food Service Activities Establishments: Philippines, 2018 CPBI



The average employment per establishment for the industry section decreased by 18.8% at 13 employees per establishment in 2018 from 16 employees in 2012. (Table A)

By region, the NCR recorded the biggest share in employment comprising 168,071 (30.1%) of the total workforce for the section, distantly followed by Central Luzon with 62,541 (11.2%) and CALABARZON with 62,231 (11.2%). The least number of workers was recorded in Autonomous Region in Muslim Mindanao (ARMM) with 4,366 workers (0.8%). (Table 1)

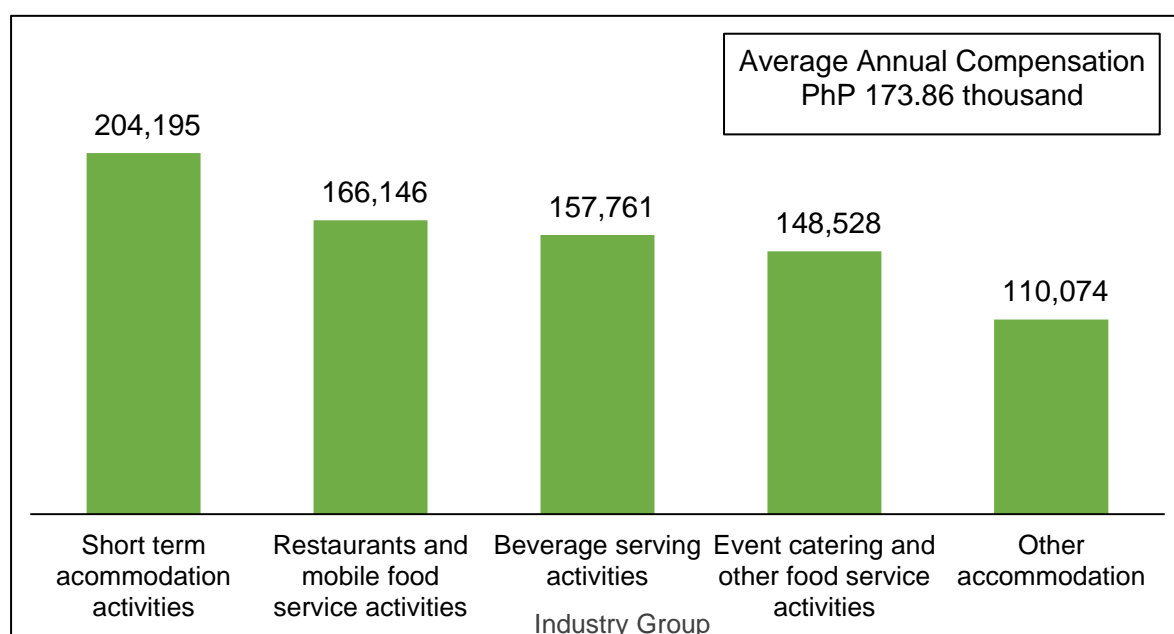
Restaurants and mobile food service activities paid the biggest compensation

The total compensation paid by the industry section amounted to PhP 94.94 billion in 2018, equivalent to PhP 173.86 thousand average annual compensation per paid employee. (Table 1, and Figure 3)

By industry group, restaurants and mobile food service activities paid the biggest total compensation with PhP 61.26 billion, followed by short term accommodation activities with PhP 26.03 billion. Other accommodation paid the least with PhP 255.26 million.

In terms of average annual compensation, employees in the short-term accommodation activities received the highest with PhP 204.20 thousand, followed by restaurants and mobile food service activities with PhP 166.15 thousand per paid employee. (Figure 3)

Figure 3. Average Annual Compensation for Accommodation and Food Service Activities Establishments: Philippines, 2018 CPBI



Total revenue earned by the industry amounted to PhP 840.96 billion

Total revenue earned from accommodation and food service activities reached PhP 840.96 billion in 2018, equivalently a 132.7 percent increase from PhP 361.45 billion in 2012. (Table A)

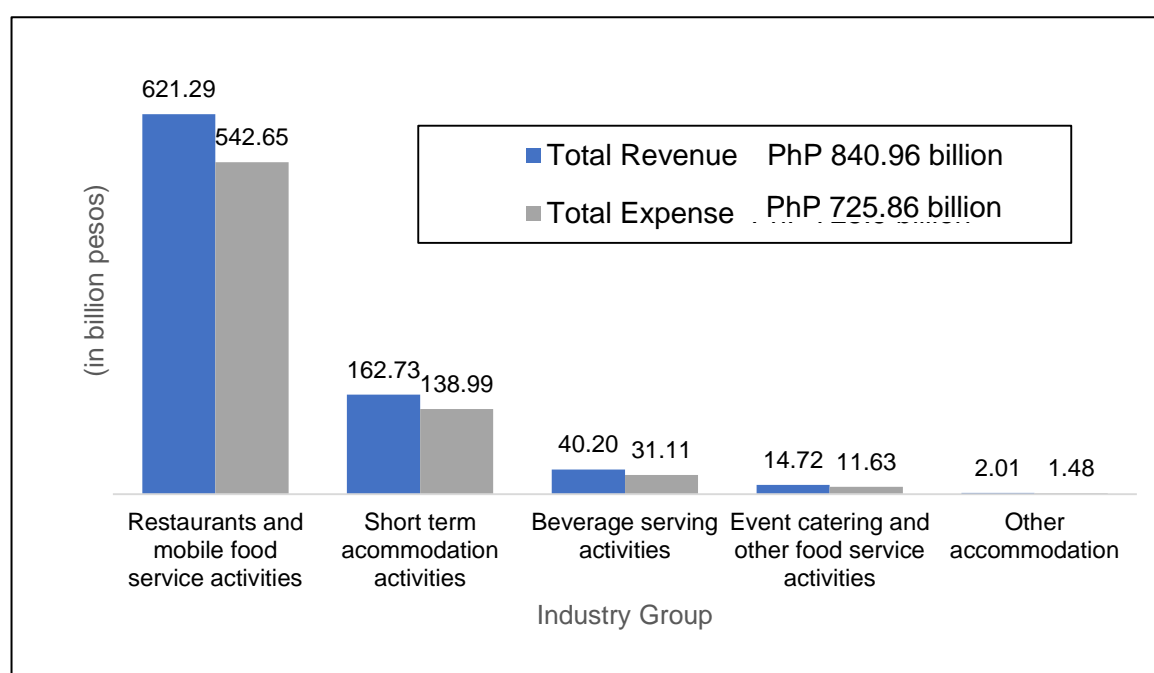
Restaurants and mobile food service activities industry group was the top earner with PhP 621.29 billion or 73.9 percent share to total. This was followed by short term accommodation activities which generated PhP 162.73 billion or 19.4 percent. (Figure 4)

Total Expense reached PhP 725.86 billion

The industry section spent PhP 725.86 billion in 2018, indicating a 126.9 percent increase from 2012 with a total expense of PhP 319.87 billion. (Table A)

Restaurant and mobile food service activities incurred the biggest spending of PhP 542.65 billion or 74.8 percent of the total, followed by short term accommodation activities with PhP 138.99 billion or 19.1 percent. Having had the lowest spending among the industry groups, establishments engaged in other accommodation activities spent PhP 1.48 billion or 0.2 percent. (Figure 4)

Figure 4. Total Revenue and Total Expense for Accommodation and Food Service Activities: Philippines, 2018 CPBI



By region, NCR contributed the highest in terms of revenue which amounted to PhP 338.02 billion (40.2%). This was followed by Central Luzon with PhP 102.05 billion (12.1%), CALABARZON with PhP 92.21 billion (11.0%), and Central Visayas with PhP 73.37 billion (8.7%). In terms of expenses, NCR spent the highest with PhP 302.08 billion (41.6%). CALABARZON ranked second with PhP 81.81 billion (11.3%), followed by Central Luzon with PhP 81.59 billion (11.2%) and Central Visayas which reported PhP 64.19 billion (8.8 %) in expenses. (Table1)

Revenue per expense ratio stood at 1.16

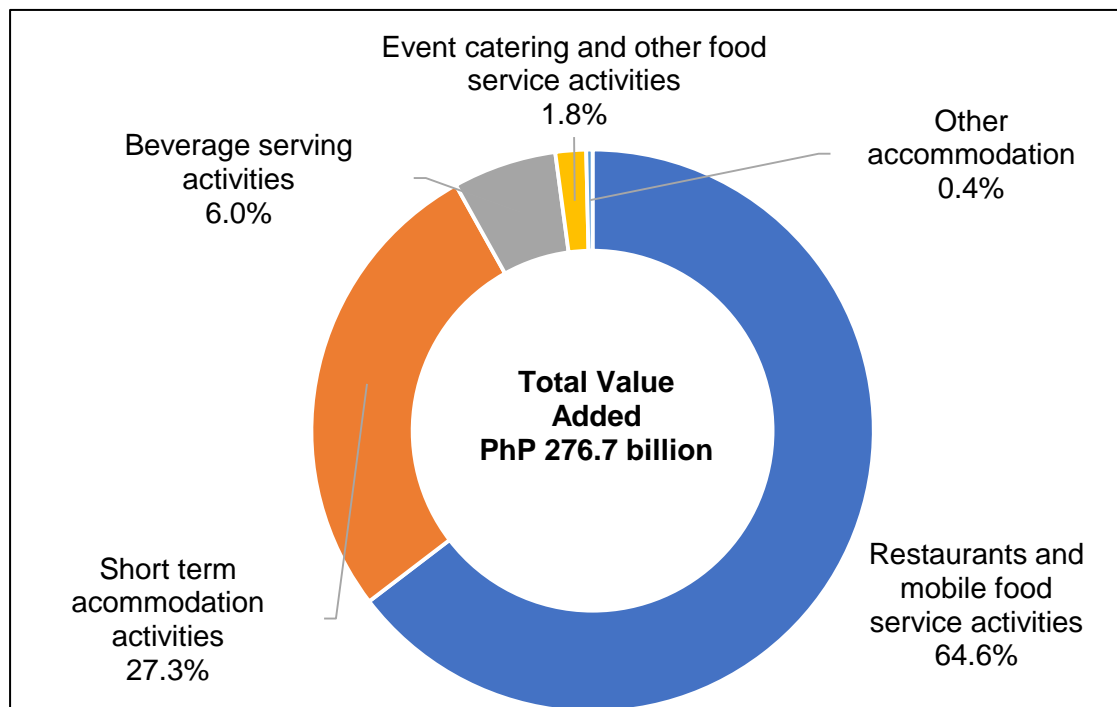
Revenue generated for every peso spent in the section was computed to be 1.16. Across industry groups, except for restaurant and mobile food service activities with a computed ratio of 1.14, all other industry groups surpassed the national computed ratio (Table B).

Value added amounted to PhP 276.72 billion

Total value added in the accommodation and food service activities section amounted to PhP 276.72 billion in 2018, which was 142.0 percent more than the PhP 114.34 billion value added in 2012. (Table A)

Restaurant and mobile food service activities topped the highest value added with PhP 178.81 billion (64.6%). Short term accommodation activities ranked second with PhP 75.53 billion (27.3%). (Figure 5)

Figure 5. Value Added for Accommodation and Food Service Activities Establishments: Philippine, 2018 CPBI



Labor productivity estimate was at PhP 495.96 thousand

Value added per employee, a measure of labor productivity, was estimated at PhP 495.96 thousand. Only the short-term accommodation activities, with a value added per employee of PhP 584.97 thousand, exceeded the computed value added per employee for the entire section (Table B).

Short term accommodation activities acquired the highest gross additions to tangible fixed asset

Gross additions to tangible fixed assets (capital expenditures less sale of fixed assets) acquired by the sector reached PhP 97.13 billion in 2018. More than seventy eight percent of this amount was acquired by short term accommodation activities with PhP 76.34 billion (78.6%). This was followed by restaurants and mobile food service activities and event

catering and other food service activities with gross additions to tangible fixed assets of PhP 18.48 billion (19.0%) and PhP 1.49 billion (1.5%), respectively. (Table 1)

Total change in inventories amounted to PhP 1.57 billion

The total change in inventories (ending less beginning inventory) for the section was estimated at PhP 1.57 billion. Restaurants and mobile food service activities recorded the highest change in inventories amounting to PhP 1.09 billion (69.6%) while short term accommodation activities recorded a negative change of PhP -456.25 million (-29.1%). (Table 1)

Subsidies received amounted to PhP 238.92 million

Total subsidies received by the section amounted to PhP 238.92 million. This was received by short term accommodation activities and restaurants and mobile food service activities with PhP 212.79 million (89.1%) and PhP 26.12 million (10.9%), respectively. (Table 1)

Sales from E-commerce at PhP 9.21 billion

E-Commerce refers to the selling of products or services over electronic systems. Sales from e-Commerce recorded a share of PhP 9.21 billion for the section. Short-term accommodation activities reported the highest with PhP 7.35 billion or 79.8 percent share. (Table 1)

TABLE A Comparative Statistics for Accommodation and Food Service Activities Establishments by Industry Group: Philippines, 2018 and 2012 CPBI

(Values are in thousand PhP, except for number of establishments, employment and workers on sub-contract agreement. Details may not add-up to total due to rounding and/or statistical disclosure control.)

| 2009 PSIC Code | Industry Description | Number of Establishments | | | Total Employment | | |
|----------------|--|--------------------------|---------------|-----------------|------------------|----------------|-----------------|
| | | 2018 | 2012 | Growth Rate (%) | 2018 | 2012 | Growth Rate (%) |
| I | Accommodation and Food Service Activities | 44,487 | 26,557 | 67.5 | 557,942 | 422,551 | 32.0 |
| I551 | Short term accommodation activities | 5,960 | 3,483 | 71.1 | 129,114 | 92,422 | 39.7 |
| I559 | Other accommodation | 734 | 301 | 143.9 | 2,685 | 1,867 | 43.8 |
| I561 | Restaurants and mobile food service activities | 33,451 | 19,854 | 68.5 | 377,227 | 290,865 | 29.7 |
| I562 | Event catering and other food service activities | 836 | 503 | 66.2 | 12,012 | 7,478 | 60.6 |
| I563 | Beverage serving activities | 3,506 | 2,417 | 45.1 | 36,903 | 29,918 | 23.3 |

| 2009 PSIC Code | Industry Description | Paid Employee | | | Workers on Sub-Contract Agreement | | |
|----------------|--|----------------|----------------|-----------------|-----------------------------------|------|-----------------|
| | | 2018 | 2012 | Growth Rate (%) | 2018 | 2012 | Growth Rate (%) |
| I | Accommodation and Food Service Activities | 546,034 | 408,874 | 33.5 | 92,152 | | |
| I551 | Short term accommodation activities | 127,453 | 90,111 | 41.4 | 20,538 | | |
| I559 | Other accommodation | 2,319 | 1,708 | 35.8 | 332 | | |
| I561 | Restaurants and mobile food service activities | 368,683 | 282,267 | 30.6 | 65,598 | | |
| I562 | Event catering and other food service activities | 11,533 | 6,789 | 69.9 | 1,630 | | |
| I563 | Beverage serving activities | 36,047 | 27,997 | 28.8 | 4,055 | | |

| 2009 PSIC Code | Industry Description | Total Revenue | | | Total Expense | | |
|----------------|--|--------------------|--------------------|-----------------|--------------------|--------------------|-----------------|
| | | 2018 | 2012 | Growth Rate (%) | 2018 | 2012 | Growth Rate (%) |
| I | Accommodation and Food Service Activities | 840,957,627 | 361,452,834 | 132.7 | 725,862,351 | 319,867,512 | 126.9 |
| I551 | Short term accommodation activities | 162,733,867 | 85,112,684 | 91.2 | 138,985,315 | 74,588,393 | 86.3 |
| I559 | Other accommodation | 2,006,087 | 1,296,688 | 54.7 | 1,482,860 | 983,882 | 50.7 |
| I561 | Restaurants and mobile food service activities | 621,292,976 | 254,216,173 | 144.4 | 542,647,432 | 224,866,435 | 141.3 |
| I562 | Event catering and other food service activities | 14,722,418 | 4,894,943 | 200.8 | 11,634,757 | 4,180,806 | 178.3 |
| I563 | Beverage serving activities | 40,202,279 | 15,932,347 | 152.3 | 31,111,987 | 15,247,994 | 104.0 |

Continued

TABLE A – Continued

| 2009 PSIC Code | Industry Description | Compensation | | | Other Expense | | |
|----------------------|--|-------------------|-------------------|-----------------------|--------------------|--------------------|-----------------------|
| | | 2018 | 2012 | Growth Rate (%) | 2018 | 2012 | Growth Rate (%) |
| I | Accommodation and Food Service Activities | 94,935,491 | 50,566,517 | 87.7 | 630,926,860 | 269,300,995 | 134.3 |
| I551 | Short term accommodation activities | 26,025,270 | 14,480,952 | 79.7 | 112,960,045 | 60,107,443 | 87.9 |
| I559 | Other accommodation | 255,261 | 192,776 | 32.4 | 1,227,599 | 791,106 | 55.2 |
| I561 | Restaurants and mobile food service activities | 61,255,180 | 32,160,234 | 90.5 | 481,392,252 | 192,706,202 | 149.8 |
| I562 | Event catering and other food service activities | 1,712,976 | 795,640 | 115.3 | 9,921,781 | 3,385,166 | 193.1 |
| I563 | Beverage serving activities | 5,686,805 | 2,936,917 | 93.6 | 25,425,182 | 12,311,079 | 106.5 |

| 2009 PSIC Code | Industry Description | Value Added | | | Gross Additions to Tangible Fixed Assets | | |
|----------------------|--|--------------------|--------------------|-----------------------|--|------------------|-----------------------|
| | | 2018 | 2012 | Growth Rate (%) | 2018 | 2012 | Growth Rate (%) |
| I | Accommodation and Food Service Activities | 276,716,712 | 114,341,222 | 142.0 | 97,128,168 | 9,509,363 | 921.4 |
| I551 | Short term accommodation activities | 75,527,577 | 35,946,087 | 110.1 | 76,343,825 | 5,071,530 | 1,405.3 |
| I559 | Other accommodation | 1,009,246 | 746,610 | 35.2 | 202,539 | 36,844 | 449.7 |
| I561 | Restaurants and mobile food service activities | 178,810,416 | 71,365,676 | 150.6 | 18,479,957 | 3,999,392 | 362.1 |
| I562 | Event catering and other food service activities | 4,875,217 | 1,779,296 | 174.0 | 1,486,076 | 35,502 | 4,085.9 |
| I563 | Beverage serving activities | 16,494,255 | 4,503,553 | 266.2 | 615,771 | 366,096 | 68.2 |

| 2009 PSIC Code | Industry Description | Change in Inventories | | | Subsidies | | |
|----------------------|--|-----------------------|------------------|-----------------------|----------------|----------|-----------------------|
| | | 2018 | 2012 | Growth Rate (%) | 2018 | 2012 | Growth Rate (%) |
| I | Accommodation and Food Service Activities | 1,565,746 | 2,582,671 | -39.4 | 238,915 | - | - |
| I551 | Short term accommodation activities | -456,249 | 272,691 | -267.3 | 212,792 | - | - |
| I559 | Other accommodation | 9,826 | 1,490 | 559.5 | - | - | - |
| I561 | Restaurants and mobile food service activities | 1,089,842 | 2,211,951 | -50.7 | 26,123 | - | - |
| I562 | Event catering and other food service activities | 651,185 | 28,992 | 2,146.1 | - | - | - |
| I563 | Beverage serving activities | 271,141 | 67,546 | 301.4 | - | - | - |

Continued

TABLE A - *Concluded*

| 2009 PSIC Code | Industry Description | Sales from E-commerce | | |
|----------------------|--|--------------------------|----------------|--------------------|
| | | 2018 | 2012 | Growth Rate (%) |
| I | Accommodation and Food Service Activities | 9,205,185 | 107,686 | 8,448.2 |
| I551 | Short term accommodation activities | 7,348,289 | 107,686 | 6,723.8 |
| I559 | Other accommodation | - | - | - |
| I561 | Restaurants and mobile food service activities | 1,445,951 | - | - |
| I562 | Event catering and other food service activities | 410,945 | - | - |
| I563 | Beverage serving activities | - | - | - |

Notes: "-" zero value

Source: Philippine Statistics Authority, 2018 CPBI

TABLE B Selected Indicators for Accommodation and Food Service Activities Establishments
by Industry Group: Philippines, 2018 CPBI

| 2009 PSIC Code | Industry Description | Employment per Establishment | Revenue per Expense | Value Added per Employee (Labor Productivity) (PhP) |
|----------------------|--|------------------------------------|---------------------------|--|
| | | (1) | (2) | (3) |
| I | Accommodation and Food Service Activities | 13 | 1.16 | 495,960 |
| I551 | Short term accommodation activities | 22 | 1.17 | 584,968 |
| I559 | Other accommodation | 4 | 1.35 | 375,883 |
| I561 | Restaurants and mobile food service activities | 12 | 1.14 | 474,013 |
| I562 | Event catering and other food service activities | 15 | 1.27 | 405,862 |
| I563 | Beverage serving activities | 11 | 1.29 | 446,962 |

Source: Philippine Statistics Authority, 2018 CPBI

**TABLE C Selected Indicators for Accommodation and Food Service Activities Establishments
by Region: Philippines, 2018 CPBI**

| Region | Employment per Establishment | Revenue per Expense | Value Added per Employee (Labor Productivity) (Php) |
|--------------------------------------|------------------------------------|------------------------|--|
| | (1) | (2) | (3) |
| PHILIPPINES | 13 | 1.16 | 495,960 |
| National Capital Region | 18 | 1.12 | 648,040 |
| Cordillera Administrative Region | 13 | 1.18 | 289,451 |
| I - Ilocos Region | 14 | 1.25 | 408,167 |
| II - Cagayan Valley | 9 | 1.17 | 413,509 |
| III - Central Luzon | 14 | 1.25 | 607,916 |
| IVA – CALABARZON | 13 | 1.13 | 430,845 |
| MIMAROPA | 11 | 1.17 | 459,207 |
| V - Bicol Region | 10 | 1.48 | 554,135 |
| VI - Western Visayas | 12 | 1.09 | 362,061 |
| VII - Central Visayas | 15 | 1.14 | 416,834 |
| VIII - Eastern Visayas | 8 | 1.23 | 313,700 |
| IX - Zamboanga Peninsula | 9 | 1.20 | 304,429 |
| X - Northern Mindanao | 10 | 1.52 | 695,374 |
| XI - Davao Region | 13 | 1.07 | 365,421 |
| XII – SOCCSKSARGEN | 9 | 1.11 | 265,332 |
| XIII – Caraga | 9 | 1.18 | 207,028 |
| Autonomous Region in Muslim Mindanao | 5 | 1.55 | 204,417 |

Source: Philippine Statistics Authority, 2018 CPBI

Statistical Tables

TABLE 1 Summary Statistics for Accommodation and Food Service Activities Establishments by Region and Industry Group: Philippines, 2018

(Values are in thousand PhP, except for number of establishments, employment and workers on sub-contract agreement. Details may not add-up to total due to rounding and/or statistical disclosure control.)

| 2009 PSIC Code | Region/ Industry Description | Number of Establishments | Employment as of 15 November 2018 | | Workers on Sub-Contract Agreement as of 15 November 2018 | Total Revenue |
|----------------------|--|--------------------------------|--------------------------------------|-------------------|---|--------------------|
| | | | Total | Paid Employees | | |
| | | (1) | (2) | (3) | (4) | (5) |
| | PHILIPPINES | 44,487 | 557,942 | 546,034 | 92,152 | 840,957,627 |
| I551 | Short term accommodation activities | 5,960 | 129,114 | 127,453 | 20,538 | 162,733,867 |
| I559 | Other accommodation | 734 | 2,685 | 2,319 | 332 | 2,006,087 |
| I561 | Restaurants and mobile food service activities | 33,451 | 377,227 | 368,683 | 65,598 | 621,292,976 |
| I562 | Event catering and other food service activities | 836 | 12,012 | 11,533 | 1,630 | 14,722,418 |
| I563 | Beverage serving activities | 3,506 | 36,903 | 36,047 | 4,055 | 40,202,279 |
| | National Capital Region | 9,706 | 168,071 | 167,392 | 41,744 | 338,018,307 |
| I551 | Short term accommodation activities | 603 | 30,396 | 30,304 | 7,945 | 64,371,715 |
| I559 | Other accommodation | 43 | 269 | 269 | 34 | 424,823 |
| I561 | Restaurants and mobile food service activities | 8,161 | 121,100 | 120,579 | 30,188 | 246,930,038 |
| I562 | Event catering and other food service activities | 151 | 4,309 | 4,263 | 1,294 | 7,935,178 |
| I563 | Beverage serving activities | 748 | 11,996 | 11,977 | 2,283 | 18,356,552 |
| | Cordillera Administrative Region | 1,293 | 15,637 | 15,016 | 623 | 11,823,098 |
| I551 | Short term accommodation activities | 224 | 4,272 | 4,228 | 271 | 2,783,934 |
| I559 | Other accommodation | 70 | 244 | 178 | - | 121,897 |
| I561 | Restaurants and mobile food service activities | 870 | 9,894 | 9,412 | 352 | 8,435,603 |
| I562 | Event catering and other food service activities | 7 | 68 | 48 | - | 8,705 |
| I563 | Beverage serving activities | 122 | 1,158 | 1,150 | - | 472,959 |
| | I - Ilocos Region | 1,544 | 21,013 | 20,642 | 2,552 | 23,824,075 |
| I551 | Short term accommodation activities | 200 | 4,870 | 4,743 | 104 | 2,772,443 |
| I559 | Other accommodation | 43 | 138 | 121 | - | 52,463 |
| I561 | Restaurants and mobile food service activities | 1,065 | 14,015 | 13,971 | 2,448 | 20,476,984 |
| I562 | Event catering and other food service activities | 40 | 288 | 264 | - | 37,043 |

Continued

TABLE 1 Summary Statistics for Accommodation and Food Service Activities Establishments by Region and Industry Group:
Philippines, 2018 *(continued)*

(Values are in thousand PhP, except for number of establishments, employment and workers on sub-contract agreement. Details may not add-up to total due to rounding and/or statistical disclosure control.)

| 2009 PSIC Code | Region/ Industry Description | Number of Establishments | Employment as of 15 November 2018 | | Workers on Sub-Contract Agreement as of 15 November 2018 | Total Revenue |
|----------------------|--|--------------------------------|--------------------------------------|-------------------|---|--------------------|
| | | | Total | Paid Employees | | |
| | | (1) | (2) | (3) | (4) | (5) |
| I563 | Beverage serving activities | 196 | 1,703 | 1,542 | - | 485,142 |
| | II - Cagayan Valley | 1,499 | 13,397 | 12,896 | 1,036 | 15,819,819 |
| I551 | Short term accommodation activities | 323 | 4,065 | 4,002 | 123 | 1,762,158 |
| I559 | Other accommodation | 49 | 148 | 66 | - | 21,911 |
| I561 | Restaurants and mobile food service activities | 1,013 | 8,420 | 8,107 | 747 | 13,828,664 |
| I562 | Event catering and other food service activities | 12 | 96 | 90 | - | 17,274 |
| I563 | Beverage serving activities | 102 | 667 | 631 | 166 | 189,812 |
| | III - Central Luzon | 4,544 | 62,541 | 60,891 | 8,483 | 102,045,984 |
| I551 | Short term accommodation activities | 663 | 13,841 | 13,656 | 1,418 | 24,368,744 |
| I559 | Other accommodation | 66 | 280 | 263 | 148 | 427,664 |
| I561 | Restaurants and mobile food service activities | 3,094 | 40,929 | 39,632 | 6,652 | 66,154,839 |
| I562 | Event catering and other food service activities | 96 | 933 | 899 | - | 2,382,442 |
| I563 | Beverage serving activities | 624 | 6,558 | 6,440 | 264 | 8,712,295 |
| | IVA - CALABARZON | 5,001 | 62,231 | 60,354 | 13,369 | 92,208,505 |
| I551 | Short term accommodation activities | 594 | 11,017 | 10,914 | 1,507 | 8,261,124 |
| I559 | Other accommodation | 19 | 49 | 39 | - | 8,977 |
| I561 | Restaurants and mobile food service activities | 3,974 | 46,323 | 44,899 | 11,512 | 79,539,784 |
| I562 | Event catering and other food service activities | 95 | 1,736 | 1,580 | 182 | 979,133 |
| I563 | Beverage serving activities | 318 | 3,106 | 2,922 | 169 | 3,419,486 |
| | MIMAROPA Region | 1,277 | 14,073 | 13,603 | 904 | 18,071,960 |
| I551 | Short term accommodation activities | 338 | 7,476 | 7,395 | 586 | 7,254,151 |
| I561 | Restaurants and mobile food service activities | 770 | 5,021 | 4,741 | 316 | 9,882,566 |
| I562 | Event catering and other food service activities | 39 | 411 | 391 | - | 258,500 |

Continued

TABLE 1 Summary Statistics for Accommodation and Food Service Activities Establishments by Region and Industry Group: Philippines, 2018 *(continued)**(Values are in thousand PhP, except for number of establishments, employment and workers on sub-contract agreement. Details may not add-up to total due to rounding and/or statistical disclosure control.)*

| 2009 PSIC Code | Region/ Industry Description | Number of Establishments | Employment as of 15 November 2018 | | Workers on Sub-Contract Agreement as of 15 November 2018 | Total Revenue |
|----------------------|--|--------------------------------|--------------------------------------|-------------------|---|-------------------|
| | | | Total | Paid Employees | | |
| | | (1) | (2) | (3) | (4) | (5) |
| I563 | Beverage serving activities | 130 | 1,165 | 1,076 | 3 | 676,743 |
| | V - Bicol Region | 1,475 | 14,423 | 14,269 | 1,259 | 17,459,044 |
| I551 | Short term accommodation activities | 287 | 3,368 | 3,268 | 95 | 1,549,482 |
| I559 | Other accommodation | 50 | 156 | 156 | 16 | 149,301 |
| I561 | Restaurants and mobile food service activities | 1,043 | 10,137 | 10,125 | 1,063 | 15,411,610 |
| I562 | Event catering and other food service activities | 22 | 197 | 181 | 76 | 100,318 |
| I563 | Beverage serving activities | 72 | 565 | 540 | 8 | 248,333 |
| | VI - Western Visayas | 2,650 | 29,953 | 29,142 | 3,232 | 38,952,346 |
| I551 | Short term accommodation activities | 388 | 8,482 | 8,464 | 1,138 | 6,517,170 |
| I559 | Other accommodation | 47 | 167 | 150 | 8 | 94,467 |
| I561 | Restaurants and mobile food service activities | 1,933 | 19,133 | 18,449 | 1,967 | 31,293,903 |
| I562 | Event catering and other food service activities | 38 | 417 | 392 | - | 96,721 |
| I563 | Beverage serving activities | 244 | 1,753 | 1,687 | 119 | 950,084 |
| | VII - Central Visayas | 3,963 | 55,741 | 54,930 | 8,979 | 73,372,601 |
| I551 | Short term accommodation activities | 772 | 19,279 | 18,936 | 4,796 | 25,646,099 |
| I559 | Other accommodation | 44 | 173 | 172 | - | 125,494 |
| I561 | Restaurants and mobile food service activities | 2,710 | 31,756 | 31,344 | 4,094 | 44,350,484 |
| I562 | Event catering and other food service activities | 94 | 1,348 | 1,335 | 18 | 966,091 |
| I563 | Beverage serving activities | 344 | 3,184 | 3,142 | 71 | 2,284,432 |
| | VIII - Eastern Visayas | 1,447 | 11,146 | 10,505 | 479 | 8,018,921 |
| I551 | Short term accommodation activities | 244 | 3,097 | 3,015 | 121 | 1,966,645 |
| I559 | Other accommodation | 79 | 316 | 290 | - | 92,452 |
| I561 | Restaurants and mobile food service activities | 1,062 | 7,101 | 6,615 | 359 | 5,667,648 |

Continued

TABLE 1 Summary Statistics for Accommodation and Food Service Activities Establishments by Region and Industry Group:
Philippines, 2018 *(continued)*

(Values are in thousand PhP, except for number of establishments, employment and workers on sub-contract agreement. Details may not add-up to total due to rounding and/or statistical disclosure control.)

| 2009 PSIC Code | Region/ Industry Description | Number of Establishments | Employment as of 15 November 2018 | | Workers on Sub-Contract Agreement as of 15 November 2018 | Total Revenue |
|----------------------|--|--------------------------------|--------------------------------------|-------------------|---|-------------------|
| | | | Total | Paid Employees | | |
| | | (1) | (2) | (3) | (4) | (5) |
| I562 | Event catering and other food service activities | 43 | 435 | 406 | - | 241,863 |
| I563 | Beverage serving activities | 19 | 197 | 180 | - | 50,312 |
| | IX - Zamboanga Peninsula | 2,197 | 17,851 | 16,775 | 486 | 17,240,509 |
| I551 | Short term accommodation activities | 218 | 3,196 | 3,138 | 50 | 1,375,835 |
| I559 | Other accommodation | 99 | 165 | 82 | - | 20,842 |
| I561 | Restaurants and mobile food service activities | 1,734 | 13,353 | 12,509 | 366 | 15,302,909 |
| I562 | Event catering and other food service activities | 49 | 321 | 281 | 45 | 226,767 |
| I563 | Beverage serving activities | 97 | 816 | 764 | 25 | 314,156 |
| | X - Northern Mindanao | 1,981 | 18,480 | 17,916 | 2,461 | 25,473,388 |
| I551 | Short term accommodation activities | 307 | 4,315 | 4,182 | 606 | 3,617,708 |
| I559 | Other accommodation | 4 | 47 | 47 | 8 | 20,664 |
| I561 | Restaurants and mobile food service activities | 1,518 | 12,759 | 12,357 | 1,795 | 20,341,754 |
| I562 | Event catering and other food service activities | 35 | 319 | 290 | - | 373,244 |
| I563 | Beverage serving activities | 118 | 1,040 | 1,040 | 52 | 1,120,019 |
| | XI - Davao Region | 1,778 | 21,745 | 21,554 | 3,402 | 30,579,706 |
| I551 | Short term accommodation activities | 270 | 5,060 | 4,961 | 1,052 | 4,675,032 |
| I559 | Other accommodation | 69 | 439 | 406 | 118 | 414,248 |
| I561 | Restaurants and mobile food service activities | 1,333 | 15,201 | 15,171 | 2,175 | 24,753,620 |
| I562 | Event catering and other food service activities | 48 | 461 | 461 | 16 | 298,715 |
| I563 | Beverage serving activities | 59 | 584 | 555 | 41 | 438,091 |
| | XII - SOCCSKSARGEN | 1,877 | 16,254 | 15,634 | 2,310 | 16,133,965 |
| I551 | Short term accommodation activities | 267 | 3,515 | 3,472 | 368 | 2,593,564 |
| I559 | Other accommodation | 53 | 96 | 79 | - | 30,885 |

Continued

TABLE 1 Summary Statistics for Accommodation and Food Service Activities Establishments by Region and Industry Group:
Philippines, 2018 *(continued)**(Values are in thousand PhP, except for number of establishments, employment and workers on sub-contract agreement. Details may not add-up to total due to rounding and/or statistical disclosure control.)*

| 2009 PSIC Code | Region/ Industry Description | Number of Establishments | Employment as of 15 November 2018 | | Workers on Sub-Contract Agreement as of 15 November 2018 | Total Revenue |
|----------------------|--|--------------------------------|--------------------------------------|-------------------|---|-------------------|
| | | | Total | Paid Employees | | |
| | | (1) | (2) | (3) | (4) | (5) |
| I561 | Restaurants and mobile food service activities | 1,390 | 11,425 | 10,874 | 1,089 | 11,237,924 |
| I562 | Event catering and other food service activities | 50 | 351 | 341 | - | 174,172 |
| I563 | Beverage serving activities | 117 | 867 | 867 | 853 | 2,097,420 |
| | XIII - Caraga | 1,359 | 11,020 | 10,342 | 529 | 10,927,623 |
| I551 | Short term accommodation activities | 167 | 2,440 | 2,357 | 53 | 3,136,373 |
| I561 | Restaurants and mobile food service activities | 1,074 | 7,380 | 6,804 | 476 | 6,864,542 |
| I562 | Event catering and other food service activities | 14 | 277 | 266 | - | 621,371 |
| I563 | Beverage serving activities | 105 | 923 | 914 | - | 305,337 |
| | Autonomous Region in Muslim Mindanao | 896 | 4,366 | 4,175 | 303 | 987,778 |
| I551 | Short term accommodation activities | 96 | 424 | 418 | 303 | 81,690 |
| I561 | Restaurants and mobile food service activities | 708 | 3,280 | 3,095 | - | 820,102 |
| I562 | Event catering and other food service activities | S | S | S | S | S |
| I563 | Beverage serving activities | S | S | S | S | S |

Continued

TABLE 1 Summary Statistics for Accommodation and Food Service Activities Establishments by Region and Industry Group:
Philippines, 2018 *(continued)*

(Values are in thousand PhP, except for number of establishments, employment and workers on sub-contract agreement. Details may not add-up to total due to rounding and/or statistical disclosure control.)

| 2009 PSIC Code | Region/ Industry Description | Expense | | | Value Added |
|----------------------|--|--------------------|-------------------|--------------------|--------------------|
| | | Total | Compensation | Other Expense | |
| | | (6) | (7) | (8) | (9) |
| | PHILIPPINES | 725,862,351 | 94,935,491 | 630,926,860 | 276,716,712 |
| I551 | Short term accommodation activities | 138,985,315 | 26,025,270 | 112,960,045 | 75,527,577 |
| I559 | Other accommodation | 1,482,860 | 255,261 | 1,227,599 | 1,009,246 |
| I561 | Restaurants and mobile food service activities | 542,647,432 | 61,255,180 | 481,392,252 | 178,810,416 |
| I562 | Event catering and other food service activities | 11,634,757 | 1,712,976 | 9,921,781 | 4,875,217 |
| I563 | Beverage serving activities | 31,111,987 | 5,686,805 | 25,425,182 | 16,494,255 |
| | National Capital Region | 302,076,408 | 41,875,308 | 260,201,099 | 108,916,772 |
| I551 | Short term accommodation activities | 59,848,072 | 11,939,603 | 47,908,469 | 30,912,578 |
| I559 | Other accommodation | 385,176 | 76,029 | 309,146 | 170,142 |
| I561 | Restaurants and mobile food service activities | 222,272,830 | 26,151,536 | 196,121,294 | 66,236,538 |
| I562 | Event catering and other food service activities | 6,083,716 | 1,072,516 | 5,011,201 | 3,158,185 |
| I563 | Beverage serving activities | 13,486,613 | 2,635,625 | 10,850,988 | 8,439,329 |
| | Cordillera Administrative Region | 9,984,097 | 1,679,411 | 8,304,685 | 4,526,138 |
| I551 | Short term accommodation activities | 2,174,709 | 570,793 | 1,603,916 | 1,421,843 |
| I559 | Other accommodation | 85,670 | 10,997 | 74,673 | 51,040 |
| I561 | Restaurants and mobile food service activities | 7,403,638 | 999,726 | 6,403,912 | 2,758,766 |
| I562 | Event catering and other food service activities | 20,071 | 6,628 | 13,442 | 3,339 |
| I563 | Beverage serving activities | 300,009 | 91,267 | 208,742 | 291,150 |
| | I - Ilocos Region | 19,099,481 | 2,448,192 | 16,651,289 | 8,576,818 |
| I551 | Short term accommodation activities | 2,365,281 | 483,867 | 1,881,414 | 1,163,817 |
| I559 | Other accommodation | 30,618 | 11,059 | 19,559 | 36,006 |
| I561 | Restaurants and mobile food service activities | 16,259,429 | 1,821,570 | 14,437,859 | 7,125,673 |
| I562 | Event catering and other food service activities | 21,898 | 5,659 | 16,239 | 24,213 |

Continued

TABLE 1 Summary Statistics for Accommodation and Food Service Activities Establishments by Region and Industry Group: Philippines, 2018 *(continued)**(Values are in thousand PhP, except for number of establishments, employment and workers on sub-contract agreement. Details may not add-up to total due to rounding and/or statistical disclosure control.)*

| 2009 PSIC Code | Region/ Industry Description | Expense | | | Value Added |
|----------------------|--|-------------------|-------------------|-------------------|-------------------|
| | | Total | Compensation | Other Expense | |
| | | (6) | (7) | (8) | (9) |
| I563 | Beverage serving activities | 422,255 | 126,038 | 296,217 | 227,109 |
| | II - Cagayan Valley | 13,516,533 | 1,829,087 | 11,687,445 | 5,225,579 |
| I551 | Short term accommodation activities | 1,334,970 | 427,536 | 907,434 | 1,067,683 |
| I559 | Other accommodation | 15,551 | 4,615 | 10,936 | 17,117 |
| I561 | Restaurants and mobile food service activities | 11,999,818 | 1,353,951 | 10,645,868 | 4,040,363 |
| I562 | Event catering and other food service activities | 15,315 | 5,895 | 9,419 | 12,006 |
| I563 | Beverage serving activities | 150,879 | 37,089 | 113,790 | 88,409 |
| | III - Central Luzon | 81,592,874 | 10,327,905 | 71,264,970 | 38,019,684 |
| I551 | Short term accommodation activities | 19,570,841 | 2,426,216 | 17,144,626 | 10,572,413 |
| I559 | Other accommodation | 160,432 | 27,809 | 132,622 | 302,269 |
| I561 | Restaurants and mobile food service activities | 52,743,009 | 6,516,610 | 46,226,399 | 24,161,866 |
| I562 | Event catering and other food service activities | 1,784,691 | 97,037 | 1,687,654 | 44,065 |
| I563 | Beverage serving activities | 7,333,901 | 1,260,233 | 6,073,668 | 2,939,072 |
| | IVA - CALABARZON | 81,812,488 | 9,997,774 | 71,814,715 | 26,811,944 |
| I551 | Short term accommodation activities | 6,942,487 | 1,754,221 | 5,188,266 | 4,076,828 |
| I559 | Other accommodation | 6,702 | 1,802 | 4,900 | 7,161 |
| I561 | Restaurants and mobile food service activities | 71,633,937 | 7,576,454 | 64,057,483 | 20,761,947 |
| I562 | Event catering and other food service activities | 882,731 | 155,916 | 726,815 | 275,251 |
| I563 | Beverage serving activities | 2,346,632 | 509,381 | 1,837,251 | 1,690,757 |
| | MIMAROPA Region | 15,458,751 | 1,919,302 | 13,539,449 | 6,131,210 |
| I551 | Short term accommodation activities | 5,988,133 | 1,130,339 | 4,857,794 | 3,197,693 |
| I561 | Restaurants and mobile food service activities | 8,681,530 | 650,511 | 8,031,019 | 2,585,190 |
| I562 | Event catering and other food service activities | 228,262 | 33,698 | 194,563 | 64,711 |

Continued

TABLE 1 Summary Statistics for Accommodation and Food Service Activities Establishments by Region and Industry Group:
Philippines, 2018 *(continued)*

(Values are in thousand PhP, except for number of establishments, employment and workers on sub-contract agreement. Details may not add-up to total due to rounding and/or statistical disclosure control.)

| 2009 PSIC Code | Region/ Industry Description | Expense | | | Value Added |
|----------------------|--|-------------------|------------------|-------------------|-------------------|
| | | Total | Compensation | Other Expense | |
| | | (6) | (7) | (8) | (9) |
| I563 | Beverage serving activities | 560,826 | 104,753 | 456,073 | 283,616 |
| | V - Bicol Region | 11,801,925 | 1,557,441 | 10,244,484 | 7,992,292 |
| I551 | Short term accommodation activities | 1,316,784 | 307,872 | 1,008,913 | 787,601 |
| I559 | Other accommodation | 137,042 | 14,841 | 122,201 | 44,333 |
| I561 | Restaurants and mobile food service activities | 10,113,379 | 1,170,745 | 8,942,634 | 6,970,986 |
| I562 | Event catering and other food service activities | 81,028 | 16,666 | 64,361 | 38,111 |
| I563 | Beverage serving activities | 153,692 | 47,318 | 106,374 | 151,262 |
| | VI - Western Visayas | 35,702,478 | 3,928,199 | 31,774,279 | 10,067,414 |
| I551 | Short term accommodation activities | 5,392,711 | 1,024,545 | 4,368,166 | 2,892,484 |
| I559 | Other accommodation | 86,585 | 15,031 | 71,553 | 56,491 |
| I561 | Restaurants and mobile food service activities | 29,396,129 | 2,724,274 | 26,671,855 | 6,716,723 |
| I562 | Event catering and other food service activities | 72,146 | 12,484 | 59,662 | 39,018 |
| I563 | Beverage serving activities | 754,909 | 151,865 | 603,043 | 362,697 |
| | VII - Central Visayas | 64,191,511 | 8,630,401 | 55,561,110 | 23,234,766 |
| I551 | Short term accommodation activities | 20,119,469 | 3,609,602 | 16,509,868 | 11,835,770 |
| I559 | Other accommodation | 103,186 | 25,759 | 77,427 | 57,589 |
| I561 | Restaurants and mobile food service activities | 40,964,973 | 4,559,751 | 36,405,222 | 10,407,803 |
| I562 | Event catering and other food service activities | 860,956 | 140,794 | 720,162 | 324,821 |
| I563 | Beverage serving activities | 2,142,927 | 294,496 | 1,848,431 | 608,784 |
| | VIII - Eastern Visayas | 6,496,620 | 1,002,444 | 5,494,176 | 3,496,502 |
| I551 | Short term accommodation activities | 1,578,744 | 292,422 | 1,286,322 | 889,682 |
| I559 | Other accommodation | 70,985 | 17,244 | 53,742 | 58,274 |
| I561 | Restaurants and mobile food service activities | 4,622,713 | 639,092 | 3,983,621 | 2,417,551 |

Continued

TABLE 1 Summary Statistics for Accommodation and Food Service Activities Establishments by Region and Industry Group: Philippines, 2018 *(continued)**(Values are in thousand PhP, except for number of establishments, employment and workers on sub-contract agreement. Details may not add-up to total due to rounding and/or statistical disclosure control.)*

| 2009 PSIC Code | Region/ Industry Description | Expense | | | Value Added |
|----------------------|--|-------------------|------------------|-------------------|-------------------|
| | | Total | Compensation | Other Expense | |
| | | (6) | (7) | (8) | (9) |
| I562 | Event catering and other food service activities | 196,179 | 39,057 | 157,121 | 92,456 |
| I563 | Beverage serving activities | 27,999 | 14,629 | 13,371 | 38,540 |
| | IX - Zamboanga Peninsula | 14,367,587 | 1,834,175 | 12,533,412 | 5,434,368 |
| I551 | Short term accommodation activities | 1,143,155 | 232,047 | 911,108 | 541,055 |
| I559 | Other accommodation | 13,622 | 3,264 | 10,358 | 13,466 |
| I561 | Restaurants and mobile food service activities | 12,874,633 | 1,526,388 | 11,348,245 | 4,585,764 |
| I562 | Event catering and other food service activities | 135,216 | 23,089 | 112,127 | 119,142 |
| I563 | Beverage serving activities | 200,961 | 49,387 | 151,574 | 174,941 |
| | X - Northern Mindanao | 16,792,110 | 2,118,762 | 14,673,348 | 12,850,515 |
| I551 | Short term accommodation activities | 2,295,700 | 417,305 | 1,878,395 | 2,261,150 |
| I559 | Other accommodation | 18,824 | 9,144 | 9,681 | 23,914 |
| I561 | Restaurants and mobile food service activities | 13,252,012 | 1,563,976 | 11,688,036 | 9,872,249 |
| I562 | Event catering and other food service activities | 345,639 | 17,651 | 327,988 | 292,949 |
| I563 | Beverage serving activities | 879,934 | 110,686 | 769,248 | 400,253 |
| | XI - Davao Region | 28,576,800 | 3,102,666 | 25,474,134 | 7,946,075 |
| I551 | Short term accommodation activities | 3,582,316 | 737,533 | 2,844,784 | 2,418,450 |
| I559 | Other accommodation | 343,920 | 30,916 | 313,004 | 153,092 |
| I561 | Restaurants and mobile food service activities | 24,066,878 | 2,224,254 | 21,842,623 | 5,023,638 |
| I562 | Event catering and other food service activities | 204,132 | 45,813 | 158,319 | 196,524 |
| I563 | Beverage serving activities | 379,554 | 64,150 | 315,403 | 154,372 |
| | XII - SOCCSKSARGEN | 14,480,434 | 1,597,357 | 12,883,077 | 4,312,700 |
| I551 | Short term accommodation activities | 2,373,096 | 367,780 | 2,005,316 | 847,264 |
| I559 | Other accommodation | 24,548 | 6,750 | 17,798 | 18,352 |

Continued

TABLE 1 Summary Statistics for Accommodation and Food Service Activities Establishments by Region and Industry Group:
Philippines, 2018 *(continued)*

(Values are in thousand PhP, except for number of establishments, employment and workers on sub-contract agreement. Details may not add-up to total due to rounding and/or statistical disclosure control.)

| 2009 PSIC Code | Region/ Industry Description | Expense | | | Value Added |
|----------------------|--|------------------|----------------|------------------|------------------|
| | | Total | Compensation | Other Expense | |
| | | (6) | (7) | (8) | (9) |
| I561 | Restaurants and mobile food service activities | 10,225,925 | 1,089,777 | 9,136,148 | 2,971,257 |
| I562 | Event catering and other food service activities | 147,833 | 21,925 | 125,908 | 67,404 |
| I563 | Beverage serving activities | 1,709,031 | 111,124 | 1,597,907 | 408,422 |
| | XIII - Caraga | 9,275,278 | 858,073 | 8,417,205 | 2,281,447 |
| I551 | Short term accommodation activities | 2,872,045 | 261,945 | 2,610,101 | 594,140 |
| I561 | Restaurants and mobile food service activities | 5,624,194 | 518,562 | 5,105,632 | 1,397,340 |
| I562 | Event catering and other food service activities | 550,499 | 15,425 | 535,075 | 118,663 |
| I563 | Beverage serving activities | 228,540 | 62,142 | 166,398 | 171,304 |
| | Autonomous Region in Muslim Mindanao | 636,977 | 228,993 | 407,984 | 892,486 |
| I551 | Short term accommodation activities | 86,801 | 41,645 | 45,156 | 47,126 |
| I561 | Restaurants and mobile food service activities | 512,406 | 168,006 | 344,400 | 776,763 |
| I562 | Event catering and other food service activities | S | S | S | S |
| I563 | Beverage serving activities | S | S | S | S |

Continued

TABLE 1 Summary Statistics for Accommodation and Food Service Activities Establishments by Region and Industry Group:
Philippines, 2018 *(continued)**(Values are in thousand PhP, except for number of establishments, employment and workers on sub-contract agreement. Details may not add-up to total due to rounding and/or statistical disclosure control.)*

| 2009 PSIC Code | Region/ Industry Description | Gross Additions to Fixed Assets | Change in Inventories | Subsidies | Sales from E-commerce |
|----------------------|--|--|--------------------------|----------------|--------------------------|
| | | (10) | (11) | (12) | (13) |
| | PHILIPPINES | 97,128,168 | 1,565,746 | 238,915 | 9,205,185 |
| I551 | Short term accommodation activities | 76,343,825 | -456,249 | 212,792 | 7,348,289 |
| I559 | Other accommodation | 202,539 | 9,826 | - | - |
| I561 | Restaurants and mobile food service activities | 18,479,957 | 1,089,842 | 26,123 | 1,445,951 |
| I562 | Event catering and other food service activities | 1,486,076 | 651,185 | - | 410,945 |
| I563 | Beverage serving activities | 615,771 | 271,141 | - | - |
| | National Capital Region | 73,382,721 | -145,546 | 5,715 | 3,000,042 |
| I551 | Short term accommodation activities | 66,962,359 | -531,881 | - | 1,785,851 |
| I559 | Other accommodation | 331 | - | - | - |
| I561 | Restaurants and mobile food service activities | 6,067,501 | 379,420 | 5,715 | 1,214,191 |
| I562 | Event catering and other food service activities | 151,245 | -5,161 | - | - |
| I563 | Beverage serving activities | 201,284 | 12,075 | - | - |
| | Cordillera Administrative Region | 452,443 | -51,629 | - | - |
| I551 | Short term accommodation activities | 370,330 | -9,638 | - | - |
| I559 | Other accommodation | - | 8,734 | - | - |
| I561 | Restaurants and mobile food service activities | 81,921 | -48,926 | - | - |
| I562 | Event catering and other food service activities | - | - | - | - |
| I563 | Beverage serving activities | 192 | -1,800 | - | - |
| | I - Ilocos Region | 1,131,735 | -51,921 | - | 13,595 |
| I551 | Short term accommodation activities | 654,620 | -569 | - | 13,595 |
| I559 | Other accommodation | - | 33 | - | - |
| I561 | Restaurants and mobile food service activities | 404,454 | -50,391 | - | - |
| I562 | Event catering and other food service activities | 59 | 535 | - | - |

Continued

TABLE 1 Summary Statistics for Accommodation and Food Service Activities Establishments by Region and Industry Group:
Philippines, 2018 *(continued)*

(Values are in thousand PhP, except for number of establishments, employment and workers on sub-contract agreement. Details may not add-up to total due to rounding and/or statistical disclosure control.)

| 2009 PSIC Code | Region/ Industry Description | Gross Additions to Fixed Assets | Change in Inventories | Subsidies | Sales from E-commerce |
|----------------------|--|--|--------------------------|----------------|--------------------------|
| | | (10) | (11) | (12) | (13) |
| I563 | Beverage serving activities | 72,602 | -1,530 | - | - |
| | II - Cagayan Valley | 229,186 | -23,388 | - | 370,369 |
| I551 | Short term accommodation activities | 61,092 | -9,977 | - | 364,854 |
| I559 | Other accommodation | - | 8 | - | - |
| I561 | Restaurants and mobile food service activities | 167,978 | -10,936 | - | 5,515 |
| I562 | Event catering and other food service activities | - | - | - | - |
| I563 | Beverage serving activities | 116 | -2,483 | - | - |
| | III - Central Luzon | 3,680,614 | 976,723 | 230,277 | 1,439,083 |
| I551 | Short term accommodation activities | 1,009,697 | 161,524 | 210,442 | 1,439,083 |
| I559 | Other accommodation | - | 937 | - | - |
| I561 | Restaurants and mobile food service activities | 2,541,973 | 52,316 | 19,835 | - |
| I562 | Event catering and other food service activities | 18,491 | 685,631 | - | - |
| I563 | Beverage serving activities | 110,453 | 76,314 | - | - |
| | IVA - CALABARZON | 1,895,885 | 30,745 | 307 | 1,618 |
| I551 | Short term accommodation activities | 523,961 | -10,221 | - | 1,618 |
| I559 | Other accommodation | 53 | - | - | - |
| I561 | Restaurants and mobile food service activities | 1,334,538 | 26,703 | 307 | - |
| I562 | Event catering and other food service activities | 33,183 | 12,474 | - | - |
| I563 | Beverage serving activities | 4,148 | 1,789 | - | - |
| | MIMAROPA Region | 883,037 | -8,752 | - | 330,408 |
| I551 | Short term accommodation activities | 762,751 | 34,703 | - | 330,408 |
| I561 | Restaurants and mobile food service activities | 95,091 | -17,156 | - | - |
| I562 | Event catering and other food service activities | - | 2,377 | - | - |

Continued

TABLE 1 Summary Statistics for Accommodation and Food Service Activities Establishments by Region and Industry Group: Philippines, 2018 *(continued)**(Values are in thousand PhP, except for number of establishments, employment and workers on sub-contract agreement. Details may not add-up to total due to rounding and/or statistical disclosure control.)*

| 2009 PSIC Code | Region/ Industry Description | Gross Additions to Fixed Assets | Change in Inventories | Subsidies | Sales from E-commerce |
|----------------------|--|--|--------------------------|------------|--------------------------|
| | | (10) | (11) | (12) | (13) |
| I563 | Beverage serving activities | 25,195 | -28,676 | - | - |
| | V - Bicol Region | 445,936 | 128,965 | - | 155,505 |
| I551 | Short term accommodation activities | 61,118 | -1,056 | - | 155,505 |
| I559 | Other accommodation | 41,822 | - | - | - |
| I561 | Restaurants and mobile food service activities | 291,215 | 130,107 | - | - |
| I562 | Event catering and other food service activities | - | -168 | - | - |
| I563 | Beverage serving activities | 51,781 | 81 | - | - |
| | VI - Western Visayas | 2,178,082 | 123,052 | - | 111,434 |
| I551 | Short term accommodation activities | 809,589 | 1,062 | - | 5,337 |
| I559 | Other accommodation | - | 42 | - | - |
| I561 | Restaurants and mobile food service activities | 1,346,563 | 69,102 | - | 106,097 |
| I562 | Event catering and other food service activities | 12,799 | 13,311 | - | - |
| I563 | Beverage serving activities | 9,131 | 39,535 | - | - |
| | VII - Central Visayas | 3,746,944 | -431,025 | 266 | 3,213,038 |
| I551 | Short term accommodation activities | 2,425,950 | -32,348 | - | 3,211,336 |
| I559 | Other accommodation | 2,190 | - | - | - |
| I561 | Restaurants and mobile food service activities | 1,218,607 | -345,415 | 266 | 1,703 |
| I562 | Event catering and other food service activities | 31,725 | -56,595 | - | - |
| I563 | Beverage serving activities | 68,472 | 3,334 | - | - |
| | VIII - Eastern Visayas | 604,402 | -9,312 | - | 410,945 |
| I551 | Short term accommodation activities | 116,551 | 3,615 | - | - |
| I559 | Other accommodation | 7,215 | - | - | - |
| I561 | Restaurants and mobile food service activities | 467,314 | -16,618 | - | - |

Continued

TABLE 1 Summary Statistics for Accommodation and Food Service Activities Establishments by Region and Industry Group:
Philippines, 2018 *(continued)*

(Values are in thousand PhP, except for number of establishments, employment and workers on sub-contract agreement. Details may not add-up to total due to rounding and/or statistical disclosure control.)

| 2009 PSIC Code | Region/ Industry Description | Gross Additions to Fixed Assets | Change in Inventories | Subsidies | Sales from E-commerce |
|----------------------|--|--|--------------------------|--------------|--------------------------|
| | | (10) | (11) | (12) | (13) |
| I562 | Event catering and other food service activities | 13,322 | 3,638 | - | 410,945 |
| I563 | Beverage serving activities | - | 53 | - | - |
| | IX - Zamboanga Peninsula | 260,460 | -50,139 | - | - |
| I551 | Short term accommodation activities | 12,389 | 12,104 | - | - |
| I559 | Other accommodation | - | -197 | - | - |
| I561 | Restaurants and mobile food service activities | 239,198 | -58,599 | - | - |
| I562 | Event catering and other food service activities | 32 | 3,007 | - | - |
| I563 | Beverage serving activities | 8,841 | -6,454 | - | - |
| | X - Northern Mindanao | 4,776,770 | -47,791 | - | 118,445 |
| I551 | Short term accommodation activities | 1,226,503 | -127,635 | - | - |
| I559 | Other accommodation | 150,928 | 268 | - | - |
| I561 | Restaurants and mobile food service activities | 2,194,716 | 79,666 | - | 118,445 |
| I562 | Event catering and other food service activities | 1,190,005 | -1,450 | - | - |
| I563 | Beverage serving activities | 14,618 | 1,360 | - | - |
| | XI - Davao Region | 953,906 | -36,908 | - | 40,679 |
| I551 | Short term accommodation activities | 210,703 | 11,387 | - | 40,679 |
| I559 | Other accommodation | - | - | - | - |
| I561 | Restaurants and mobile food service activities | 731,324 | -37,269 | - | - |
| I562 | Event catering and other food service activities | 11,879 | -881 | - | - |
| I563 | Beverage serving activities | - | -10,145 | - | - |
| | XII - SOCCSKSARGEN | 1,071,011 | 410,247 | 2,350 | 25 |
| I551 | Short term accommodation activities | 224,095 | -35,250 | 2,350 | 25 |
| I559 | Other accommodation | - | - | - | - |

Continued

TABLE 1 Summary Statistics for Accommodation and Food Service Activities Establishments by Region and Industry Group:
Philippines, 2018 (*concluded*)

(Values are in thousand PhP, except for number of establishments, employment and workers on sub-contract agreement. Details may not add-up to total due to rounding and/or statistical disclosure control.)

| 2009 PSIC Code | Region/ Industry Description | Gross Additions to Fixed Assets | Change in Inventories | Subsidies | Sales from E-commerce |
|----------------------|--|--|--------------------------|-----------|--------------------------|
| | | (10) | (11) | (12) | (13) |
| I561 | Restaurants and mobile food service activities | 797,977 | 262,083 | - | - |
| I562 | Event catering and other food service activities | - | -5,595 | - | - |
| I563 | Beverage serving activities | 48,938 | 189,008 | - | - |
| | XIII - Caraga | 914,320 | 714,046 | - | - |
| I551 | Short term accommodation activities | 766,928 | 79,796 | - | - |
| I561 | Restaurants and mobile food service activities | 125,811 | 635,993 | - | - |
| I562 | Event catering and other food service activities | 21,581 | -138 | - | - |
| I563 | Beverage serving activities | - | -1,603 | - | - |
| | Autonomous Region in Muslim Mindanao | 520,716 | 38,381 | - | - |
| I551 | Short term accommodation activities | 145,186 | -1,865 | - | - |
| I561 | Restaurants and mobile food service activities | 373,775 | 39,760 | - | - |
| I562 | Event catering and other food service activities | S | S | S | S |
| I563 | Beverage serving activities | S | S | S | S |

Note:

- denotes zero value

S- Data Suppressed

Source: Philippine Statistics Authority, 2018 Census of Philippine Business and Industry

TABLE 2 Number of Establishments and Employment by Type and Sex for Accommodation and Food Service Activities
Establishments by Region and Industry Group: Philippines, 2018

(Details may not add up to total due to rounding and/or statistical disclosure control)

| 2009 PSIC Code | Region/ Industry Description | Number of Establishments | Employment as of 15 November 2018 | | | | | |
|----------------------|--|--------------------------------|-----------------------------------|----------------|----------------|----------------|--------------|--------------|
| | | | Total | | Paid | | Unpaid | |
| | | | Male | Female | Male | Female | Male | Female |
| | | (1) | (2) | (3) | (4) | (5) | (6) | (7) |
| | PHILIPPINES | 44,487 | 303,949 | 253,993 | 298,371 | 247,663 | 5,563 | 6,345 |
| I551 | Short term accommodation activities | 5,960 | 73,685 | 55,429 | 72,868 | 54,585 | 817 | 845 |
| I559 | Other accommodation | 734 | 1,371 | 1,315 | 1,130 | 1,189 | 240 | 126 |
| I561 | Restaurants and mobile food service activities | 33,451 | 202,284 | 174,943 | 198,377 | 170,306 | 3,891 | 4,653 |
| I562 | Event catering and other food service activities | 836 | 6,310 | 5,702 | 6,060 | 5,473 | 250 | 229 |
| I563 | Beverage serving activities | 3,506 | 20,300 | 16,603 | 19,935 | 16,111 | 365 | 492 |
| | National Capital Region | 9,706 | 97,532 | 70,539 | 97,086 | 70,305 | 445 | 234 |
| I551 | Short term accommodation activities | 603 | 18,949 | 11,447 | 18,891 | 11,413 | 59 | 33 |
| I559 | Other accommodation | 43 | 106 | 163 | 106 | 163 | - | - |
| I561 | Restaurants and mobile food service activities | 8,161 | 69,113 | 51,988 | 68,765 | 51,813 | 347 | 174 |
| I562 | Event catering and other food service activities | 151 | 2,367 | 1,942 | 2,342 | 1,920 | 25 | 22 |
| I563 | Beverage serving activities | 748 | 6,996 | 4,999 | 6,982 | 4,995 | 15 | 4 |
| | Cordillera Administrative Region | 1,293 | 7,651 | 7,986 | 7,462 | 7,553 | 189 | 432 |
| I551 | Short term accommodation activities | 224 | 2,434 | 1,838 | 2,429 | 1,798 | 5 | 39 |
| I559 | Other accommodation | 70 | 138 | 106 | 106 | 73 | 33 | 33 |
| I561 | Restaurants and mobile food service activities | 870 | 4,514 | 5,380 | 4,371 | 5,041 | 143 | 340 |
| I562 | Event catering and other food service activities | 7 | 21 | 47 | 13 | 35 | 8 | 12 |
| I563 | Beverage serving activities | 122 | 544 | 615 | 544 | 606 | - | 8 |
| | I - Ilocos Region | 1,544 | 11,270 | 9,743 | 11,097 | 9,545 | 173 | 198 |
| I551 | Short term accommodation activities | 200 | 2,773 | 2,097 | 2,710 | 2,033 | 63 | 63 |
| I559 | Other accommodation | 43 | 102 | 36 | 85 | 36 | 16 | - |
| I561 | Restaurants and mobile food service activities | 1,065 | 7,246 | 6,769 | 7,224 | 6,746 | 21 | 23 |
| I562 | Event catering and other food service activities | 40 | 167 | 121 | 155 | 109 | 12 | 12 |
| I563 | Beverage serving activities | 196 | 983 | 721 | 922 | 621 | 61 | 100 |

Continued

TABLE 2 Number of Establishments and Employment by Type and Sex for Accommodation and Food Service Activities
Establishments by Region and Industry Group: Philippines, 2018 *(continued)*

(Details may not add up to total due to rounding and/or statistical disclosure control)

| 2009 PSIC Code | Region/ Industry Description | Number of Establishments | Employment as of 15 November 2018 | | | | | |
|----------------------|--|--------------------------------|-----------------------------------|--------|--------|--------|--------|--------|
| | | | Total | | Paid | | Unpaid | |
| | | | Male | Female | Male | Female | Male | Female |
| | | (1) | (2) | (3) | (4) | (5) | (6) | (7) |
| | II - Cagayan Valley | 1,499 | 6,342 | 7,055 | 5,999 | 6,898 | 344 | 157 |
| I551 | Short term accommodation activities | 323 | 1,953 | 2,112 | 1,929 | 2,072 | 23 | 40 |
| I559 | Other accommodation | 49 | 82 | 66 | 16 | 49 | 66 | 16 |
| I561 | Restaurants and mobile food service activities | 1,013 | 3,940 | 4,480 | 3,704 | 4,404 | 236 | 76 |
| I562 | Event catering and other food service activities | 12 | 54 | 42 | 54 | 36 | - | 6 |
| I563 | Beverage serving activities | 102 | 313 | 355 | 295 | 337 | 18 | 18 |
| | III - Central Luzon | 4,544 | 34,115 | 28,426 | 33,334 | 27,557 | 765 | 886 |
| I551 | Short term accommodation activities | 663 | 8,156 | 5,686 | 8,045 | 5,611 | 111 | 75 |
| I559 | Other accommodation | 66 | 132 | 148 | 132 | 132 | - | 16 |
| I561 | Restaurants and mobile food service activities | 3,094 | 21,994 | 18,935 | 21,409 | 18,223 | 569 | 727 |
| I562 | Event catering and other food service activities | 96 | 507 | 426 | 480 | 419 | 28 | 6 |
| I563 | Beverage serving activities | 624 | 3,326 | 3,232 | 3,268 | 3,172 | 57 | 61 |
| | IVA - CALABARZON | 5,001 | 34,284 | 27,947 | 33,290 | 27,064 | 994 | 883 |
| I551 | Short term accommodation activities | 594 | 6,498 | 4,519 | 6,455 | 4,459 | 44 | 59 |
| I559 | Other accommodation | 19 | 19 | 29 | 19 | 19 | - | 10 |
| I561 | Restaurants and mobile food service activities | 3,974 | 24,980 | 21,343 | 24,205 | 20,695 | 775 | 649 |
| I562 | Event catering and other food service activities | 95 | 1,032 | 704 | 936 | 644 | 96 | 60 |
| I563 | Beverage serving activities | 318 | 1,754 | 1,352 | 1,675 | 1,247 | 79 | 105 |
| | MIMAROPA Region | 1,277 | 7,376 | 6,698 | 7,205 | 6,398 | 171 | 299 |
| I551 | Short term accommodation activities | 338 | 4,132 | 3,345 | 4,073 | 3,321 | 59 | 23 |
| I561 | Restaurants and mobile food service activities | 770 | 2,605 | 2,416 | 2,533 | 2,208 | 72 | 207 |
| I562 | Event catering and other food service activities | 39 | 71 | 340 | 64 | 327 | 6 | 13 |
| I563 | Beverage serving activities | 130 | 568 | 597 | 534 | 541 | 34 | 56 |

Continued

TABLE 2 Number of Establishments and Employment by Type and Sex for Accommodation and Food Service Activities
Establishments by Region and Industry Group: Philippines, 2018 *(continued)*

(Details may not add up to total due to rounding and/or statistical disclosure control)

| 2009 PSIC Code | Region/ Industry Description | Number of Establishments | Employment as of 15 November 2018 | | | | | |
|----------------------|--|--------------------------------|-----------------------------------|--------|--------|--------|--------|--------|
| | | | Total | | Paid | | Unpaid | |
| | | | Male | Female | Male | Female | Male | Female |
| | | (1) | (2) | (3) | (4) | (5) | (6) | (7) |
| | V - Bicol Region | 1,475 | 7,644 | 6,778 | 7,566 | 6,704 | 79 | 75 |
| I551 | Short term accommodation activities | 287 | 1,890 | 1,478 | 1,832 | 1,436 | 58 | 42 |
| I559 | Other accommodation | 50 | 43 | 113 | 43 | 113 | - | - |
| I561 | Restaurants and mobile food service activities | 1,043 | 5,321 | 4,816 | 5,310 | 4,815 | 11 | 1 |
| I562 | Event catering and other food service activities | 22 | 92 | 105 | 91 | 90 | 1 | 15 |
| I563 | Beverage serving activities | 72 | 298 | 267 | 290 | 250 | 8 | 17 |
| | VI - Western Visayas | 2,650 | 17,831 | 12,122 | 17,386 | 11,756 | 444 | 366 |
| I551 | Short term accommodation activities | 388 | 4,748 | 3,735 | 4,737 | 3,727 | 11 | 7 |
| I559 | Other accommodation | 47 | 69 | 98 | 52 | 98 | 16 | - |
| I561 | Restaurants and mobile food service activities | 1,933 | 11,732 | 7,401 | 11,364 | 7,085 | 368 | 316 |
| I562 | Event catering and other food service activities | 38 | 237 | 180 | 225 | 167 | 12 | 12 |
| I563 | Beverage serving activities | 244 | 1,044 | 709 | 1,008 | 678 | 36 | 30 |
| | VII - Central Visayas | 3,963 | 29,481 | 26,260 | 29,093 | 25,837 | 388 | 423 |
| I551 | Short term accommodation activities | 772 | 10,484 | 8,795 | 10,331 | 8,605 | 153 | 191 |
| I559 | Other accommodation | 44 | 97 | 76 | 97 | 75 | - | 1 |
| I561 | Restaurants and mobile food service activities | 2,710 | 16,581 | 15,175 | 16,372 | 14,972 | 208 | 203 |
| I562 | Event catering and other food service activities | 94 | 713 | 635 | 707 | 628 | 6 | 6 |
| I563 | Beverage serving activities | 344 | 1,606 | 1,578 | 1,586 | 1,556 | 20 | 22 |
| | VIII - Eastern Visayas | 1,447 | 5,421 | 5,725 | 5,233 | 5,273 | 189 | 452 |
| I551 | Short term accommodation activities | 244 | 1,694 | 1,403 | 1,652 | 1,362 | 42 | 41 |
| I559 | Other accommodation | 79 | 167 | 149 | 141 | 149 | 26 | - |
| I561 | Restaurants and mobile food service activities | 1,062 | 3,232 | 3,868 | 3,132 | 3,483 | 100 | 385 |
| I562 | Event catering and other food service activities | 43 | 191 | 245 | 179 | 227 | 12 | 18 |
| I563 | Beverage serving activities | 19 | 137 | 60 | 129 | 51 | 8 | 8 |

Continued

TABLE 2 Number of Establishments and Employment by Type and Sex for Accommodation and Food Service Activities
Establishments by Region and Industry Group: Philippines, 2018 *(continued)*

(Details may not add up to total due to rounding and/or statistical disclosure control)

| 2009 PSIC Code | Region/ Industry Description | Number of Establishments | Employment as of 15 November 2018 | | | | | |
|----------------------|--|--------------------------------|-----------------------------------|--------|--------|--------|--------|--------|
| | | | Total | | Paid | | Unpaid | |
| | | | Male | Female | Male | Female | Male | Female |
| | | (1) | (2) | (3) | (4) | (5) | (6) | (7) |
| | IX - Zamboanga Peninsula | 2,197 | 8,306 | 9,545 | 7,976 | 8,798 | 330 | 746 |
| I551 | Short term accommodation activities | 218 | 1,613 | 1,582 | 1,594 | 1,545 | 20 | 38 |
| I559 | Other accommodation | 99 | 99 | 66 | 49 | 33 | 49 | 33 |
| I561 | Restaurants and mobile food service activities | 1,734 | 6,010 | 7,343 | 5,781 | 6,729 | 230 | 614 |
| I562 | Event catering and other food service activities | 49 | 121 | 200 | 108 | 173 | 13 | 27 |
| I563 | Beverage serving activities | 97 | 463 | 353 | 445 | 319 | 18 | 34 |
| | X - Northern Mindanao | 1,981 | 9,717 | 8,764 | 9,368 | 8,548 | 349 | 216 |
| I551 | Short term accommodation activities | 307 | 2,095 | 2,220 | 2,025 | 2,157 | 71 | 62 |
| I559 | Other accommodation | 4 | 31 | 16 | 31 | 16 | - | - |
| I561 | Restaurants and mobile food service activities | 1,518 | 6,801 | 5,958 | 6,553 | 5,804 | 248 | 154 |
| I562 | Event catering and other food service activities | 35 | 155 | 164 | 125 | 164 | 30 | - |
| I563 | Beverage serving activities | 118 | 634 | 406 | 634 | 406 | - | - |
| | XI - Davao Region | 1,778 | 11,262 | 10,483 | 11,175 | 10,379 | 87 | 104 |
| I551 | Short term accommodation activities | 270 | 2,815 | 2,245 | 2,778 | 2,183 | 38 | 62 |
| I559 | Other accommodation | 69 | 224 | 215 | 208 | 198 | 16 | 16 |
| I561 | Restaurants and mobile food service activities | 1,333 | 7,682 | 7,519 | 7,659 | 7,512 | 23 | 7 |
| I562 | Event catering and other food service activities | 48 | 252 | 209 | 252 | 209 | - | - |
| I563 | Beverage serving activities | 59 | 288 | 296 | 278 | 277 | 10 | 19 |
| | XII - SOCCSKSARGEN | 1,877 | 8,174 | 8,080 | 7,918 | 7,716 | 256 | 364 |
| I551 | Short term accommodation activities | 267 | 1,780 | 1,736 | 1,752 | 1,721 | 28 | 15 |
| I559 | Other accommodation | 53 | 61 | 35 | 45 | 35 | 16 | - |
| I561 | Restaurants and mobile food service activities | 1,390 | 5,658 | 5,766 | 5,447 | 5,426 | 211 | 340 |
| I562 | Event catering and other food service activities | 50 | 195 | 156 | 194 | 147 | 1 | 8 |
| I563 | Beverage serving activities | 117 | 480 | 387 | 480 | 387 | - | - |

Continued

TABLE 2 Number of Establishments and Employment by Type and Sex for Accommodation and Food Service Activities
Establishments by Region and Industry Group: Philippines, 2018 (*concluded*)

(Details may not add up to total due to rounding and/or statistical disclosure control)

| 2009 PSIC Code | Region/ Industry Description | Number of Establishments | Employment as of 15 November 2018 | | | | | |
|----------------------|--|--------------------------------|-----------------------------------|--------|-------|--------|--------|--------|
| | | | Total | | Paid | | Unpaid | |
| | | | Male | Female | Male | Female | Male | Female |
| | | (1) | (2) | (3) | (4) | (5) | (6) | (7) |
| | XIII - Caraga | 1,359 | 5,547 | 5,473 | 5,374 | 4,967 | 172 | 506 |
| I551 | Short term accommodation activities | 167 | 1,444 | 995 | 1,412 | 945 | 32 | 50 |
| I561 | Restaurants and mobile food service activities | 1,074 | 3,444 | 3,937 | 3,303 | 3,501 | 140 | 436 |
| I562 | Event catering and other food service activities | 14 | 103 | 174 | 103 | 163 | - | 11 |
| I563 | Beverage serving activities | 105 | 556 | 367 | 556 | 358 | - | 8 |
| | Autonomous Region in Muslim Mindanao | 896 | 1,996 | 2,370 | 1,809 | 2,366 | 187 | 4 |
| I551 | Short term accommodation activities | 96 | 225 | 199 | 223 | 195 | 2 | 4 |
| I561 | Restaurants and mobile food service activities | 708 | 1,430 | 1,849 | 1,245 | 1,849 | 185 | - |
| I562 | Event catering and other food service activities | S | S | S | S | S | S | S |
| I563 | Beverage serving activities | S | S | S | S | S | S | S |

Note:

- denotes zero value

S- Data Suppressed

Source: Philippine Statistics Authority, 2018 Census of Philippine Business and Industry

TABLE 2.1 Number of Establishments and Sub-Contract Personnel by Sex for Accommodation and Food Service Activities
Establishments by Region and Industry Group: Philippines, 2018

(Details may not add up to total due to rounding and/or statistical disclosure control)

| 2009 PSIC Code | Region/ Industry Description | Number of Establishments | Sub-Contract Personnel as of 15 November 2018 | | |
|----------------------|--|--------------------------------|---|---------------|---------------|
| | | | Total | Male | Female |
| | | (1) | (2) | (3) | (4) |
| | PHILIPPINES | 44,487 | 92,152 | 56,877 | 35,275 |
| I551 | Short term accommodation activities | 5,960 | 20,538 | 14,279 | 6,258 |
| I559 | Other accommodation | 734 | 332 | 147 | 185 |
| I561 | Restaurants and mobile food service activities | 33,451 | 65,598 | 39,272 | 26,326 |
| I562 | Event catering and other food service activities | 836 | 1,630 | 882 | 748 |
| I563 | Beverage serving activities | 3,506 | 4,055 | 2,297 | 1,758 |
| | National Capital Region | 9,706 | 41,744 | 26,581 | 15,163 |
| I551 | Short term accommodation activities | 603 | 7,945 | 5,667 | 2,278 |
| I559 | Other accommodation | 43 | 34 | 16 | 18 |
| I561 | Restaurants and mobile food service activities | 8,161 | 30,188 | 18,947 | 11,242 |
| I562 | Event catering and other food service activities | 151 | 1,294 | 632 | 661 |
| I563 | Beverage serving activities | 748 | 2,283 | 1,319 | 965 |
| | Cordillera Administrative Region | 1,293 | 623 | 355 | 268 |
| I551 | Short term accommodation activities | 224 | 271 | 160 | 111 |
| I559 | Other accommodation | 70 | - | - | - |
| I561 | Restaurants and mobile food service activities | 870 | 352 | 195 | 157 |
| I562 | Event catering and other food service activities | 7 | - | - | - |
| I563 | Beverage serving activities | 122 | - | - | - |
| | I - Ilocos Region | 1,544 | 2,552 | 1,407 | 1,145 |
| I551 | Short term accommodation activities | 200 | 104 | 76 | 29 |
| I559 | Other accommodation | 43 | - | - | - |
| I561 | Restaurants and mobile food service activities | 1,065 | 2,448 | 1,331 | 1,116 |
| I562 | Event catering and other food service activities | 40 | - | - | - |
| I563 | Beverage serving activities | 196 | - | - | - |

Continued

TABLE 2.1 Number of Establishments and Sub-Contract Personnel by Sex for Accommodation and Food Service Activities
Establishments by Region and Industry Group: Philippines, 2018 *(continued)*

(Details may not add up to total due to rounding and/or statistical disclosure control)

| 2009 PSIC Code | Region/ Industry Description | Number of Establishments | Sub-Contract Personnel as of 15 November 2018 | | |
|----------------------|--|--------------------------------|---|--------------|--------------|
| | | | Total | Male | Female |
| | | (1) | (2) | (3) | (4) |
| | II - Cagayan Valley | 1,499 | 1,036 | 505 | 531 |
| I551 | Short term accommodation activities | 323 | 123 | 111 | 13 |
| I559 | Other accommodation | 49 | - | - | - |
| I561 | Restaurants and mobile food service activities | 1,013 | 747 | 395 | 352 |
| I562 | Event catering and other food service activities | 12 | - | - | - |
| I563 | Beverage serving activities | 102 | 166 | - | 166 |
| | III - Central Luzon | 4,544 | 8,483 | 5,173 | 3,309 |
| I551 | Short term accommodation activities | 663 | 1,418 | 946 | 472 |
| I559 | Other accommodation | 66 | 148 | 66 | 82 |
| I561 | Restaurants and mobile food service activities | 3,094 | 6,652 | 3,993 | 2,659 |
| I562 | Event catering and other food service activities | 96 | - | - | - |
| I563 | Beverage serving activities | 624 | 264 | 168 | 96 |
| | IVA - CALABARZON | 5,001 | 13,369 | 7,897 | 5,472 |
| I551 | Short term accommodation activities | 594 | 1,507 | 1,085 | 422 |
| I559 | Other accommodation | 19 | - | - | - |
| I561 | Restaurants and mobile food service activities | 3,974 | 11,512 | 6,590 | 4,922 |
| I562 | Event catering and other food service activities | 95 | 182 | 125 | 56 |
| I563 | Beverage serving activities | 318 | 169 | 96 | 72 |
| | MIMAROPA Region | 1,277 | 904 | 631 | 274 |
| I551 | Short term accommodation activities | 338 | 586 | 444 | 142 |
| I561 | Restaurants and mobile food service activities | 770 | 316 | 184 | 131 |
| I562 | Event catering and other food service activities | 39 | - | - | - |
| I563 | Beverage serving activities | 130 | 3 | 3 | - |

Continued

TABLE 2.1 Number of Establishments and Sub-Contract Personnel by Sex for Accommodation and Food Service Activities
Establishments by Region and Industry Group: Philippines, 2018 *(continued)*

(Details may not add up to total due to rounding and/or statistical disclosure control)

| 2009 PSIC Code | Region/ Industry Description | Number of Establishments | Sub-Contract Personnel as of 15 November 2018 | | |
|----------------------|--|--------------------------------|---|--------------|--------------|
| | | | Total | Male | Female |
| | | (1) | (2) | (3) | (4) |
| | V - Bicol Region | 1,475 | 1,259 | 716 | 543 |
| I551 | Short term accommodation activities | 287 | 95 | 65 | 30 |
| I559 | Other accommodation | 50 | 16 | 16 | - |
| I561 | Restaurants and mobile food service activities | 1,043 | 1,063 | 553 | 510 |
| I562 | Event catering and other food service activities | 22 | 76 | 74 | 2 |
| I563 | Beverage serving activities | 72 | 8 | 8 | - |
| | VI - Western Visayas | 2,650 | 3,232 | 1,906 | 1,326 |
| I551 | Short term accommodation activities | 388 | 1,138 | 739 | 399 |
| I559 | Other accommodation | 47 | 8 | 8 | - |
| I561 | Restaurants and mobile food service activities | 1,933 | 1,967 | 1,062 | 906 |
| I562 | Event catering and other food service activities | 38 | - | - | - |
| I563 | Beverage serving activities | 244 | 119 | 97 | 22 |
| | VII - Central Visayas | 3,963 | 8,979 | 5,839 | 3,140 |
| I551 | Short term accommodation activities | 772 | 4,796 | 3,333 | 1,463 |
| I559 | Other accommodation | 44 | - | - | - |
| I561 | Restaurants and mobile food service activities | 2,710 | 4,094 | 2,448 | 1,646 |
| I562 | Event catering and other food service activities | 94 | 18 | 18 | - |
| I563 | Beverage serving activities | 344 | 71 | 40 | 31 |
| | VIII - Eastern Visayas | 1,447 | 479 | 292 | 187 |
| I551 | Short term accommodation activities | 244 | 121 | 87 | 33 |
| I559 | Other accommodation | 79 | - | - | - |
| I561 | Restaurants and mobile food service activities | 1,062 | 359 | 205 | 154 |
| I562 | Event catering and other food service activities | 43 | - | - | - |
| I563 | Beverage serving activities | 19 | - | - | - |

Continued

TABLE 2.1 Number of Establishments and Sub-Contract Personnel by Sex for Accommodation and Food Service Activities
Establishments by Region and Industry Group: Philippines, 2018 *(continued)*

(Details may not add up to total due to rounding and/or statistical disclosure control)

| 2009 PSIC Code | Region/ Industry Description | Number of Establishments | Sub-Contract Personnel as of 15 November 2018 | | |
|----------------------|--|--------------------------------|---|--------------|--------------|
| | | | Total | Male | Female |
| | | (1) | (2) | (3) | (4) |
| | IX - Zamboanga Peninsula | 2,197 | 486 | 282 | 204 |
| I551 | Short term accommodation activities | 218 | 50 | 50 | - |
| I559 | Other accommodation | 99 | - | - | - |
| I561 | Restaurants and mobile food service activities | 1,734 | 366 | 195 | 170 |
| I562 | Event catering and other food service activities | 49 | 45 | 22 | 23 |
| I563 | Beverage serving activities | 97 | 25 | 14 | 11 |
| | X - Northern Mindanao | 1,981 | 2,461 | 1,474 | 987 |
| I551 | Short term accommodation activities | 307 | 606 | 416 | 190 |
| I559 | Other accommodation | 4 | 8 | - | 8 |
| I561 | Restaurants and mobile food service activities | 1,518 | 1,795 | 1,023 | 772 |
| I562 | Event catering and other food service activities | 35 | - | - | - |
| I563 | Beverage serving activities | 118 | 52 | 35 | 17 |
| | XI - Davao Region | 1,778 | 3,402 | 2,000 | 1,401 |
| I551 | Short term accommodation activities | 270 | 1,052 | 677 | 375 |
| I559 | Other accommodation | 69 | 118 | 41 | 77 |
| I561 | Restaurants and mobile food service activities | 1,333 | 2,175 | 1,242 | 933 |
| I562 | Event catering and other food service activities | 48 | 16 | 11 | 5 |
| I563 | Beverage serving activities | 59 | 41 | 29 | 12 |
| | XII - SOCCSKSARGEN | 1,877 | 2,310 | 1,387 | 923 |
| I551 | Short term accommodation activities | 267 | 368 | 279 | 90 |
| I559 | Other accommodation | 53 | - | - | - |
| I561 | Restaurants and mobile food service activities | 1,390 | 1,089 | 621 | 468 |
| I562 | Event catering and other food service activities | 50 | - | - | - |
| I563 | Beverage serving activities | 117 | 853 | 488 | 366 |

Continued

TABLE 2.1 Number of Establishments and Sub-Contract Personnel by Sex for Accommodation and Food Service Activities
Establishments by Region and Industry Group: Philippines, 2018 *(concluded)*

(Details may not add up to total due to rounding and/or statistical disclosure control)

| 2009 PSIC Code | Region/ Industry Description | Number of Establishments | Sub-Contract Personnel as of 15 November 2018 | | |
|----------------------|--|--------------------------------|---|------------|------------|
| | | | Total | Male | Female |
| | | (1) | (2) | (3) | (4) |
| | XIII - Caraga | 1,359 | 529 | 332 | 197 |
| I551 | Short term accommodation activities | 167 | 53 | 44 | 9 |
| I561 | Restaurants and mobile food service activities | 1,074 | 476 | 287 | 188 |
| I562 | Event catering and other food service activities | 14 | - | - | - |
| I563 | Beverage serving activities | 105 | - | - | - |
| | Autonomous Region in Muslim Mindanao | 896 | 303 | 100 | 203 |
| I551 | Short term accommodation activities | 96 | 303 | 100 | 203 |
| I561 | Restaurants and mobile food service activities | 708 | - | - | - |
| I562 | Event catering and other food service activities | S | S | S | S |
| I563 | Beverage serving activities | S | S | S | S |

Note:

- denotes zero value

S- Data Suppressed

Source: Philippine Statistics Authority, 2018 Census of Philippine Business and Industry

TABLE 3 Number of Establishments and Compensation by Type for Accommodation and Food Service Activities Establishments by Region and Industry Group: Philippines, 2018

(Values are in thousand PhP, except for number of establishments. Details may not add up to total due to rounding and/or statistical disclosure control.)

| 2009 PSIC Code | Region/ Industry Description | Number of Establishments | Compensation | | | |
|----------------------|--|--------------------------------|-------------------|---|---|---|
| | | | Total | Gross Salaries and Wages (Excluding R&D Personnel) | Separation, Retirement/ Terminal Pay, Gratuities, etc. (Excluding R&D Personnel) | Total Employers' Contribution to SSS/GSIS, ECC, etc. (Excluding R&D Personnel) |
| | | | | | | |
| | | (1) | (2) | (3) | (4) | (5) |
| | PHILIPPINES | 44,487 | 94,935,491 | 86,369,293 | 1,929,010 | 6,574,685 |
| I551 | Short term accommodation activities | 5,960 | 26,025,270 | 22,961,194 | 1,004,607 | 2,058,025 |
| I559 | Other accommodation | 734 | 255,261 | 233,273 | 6,130 | 15,858 |
| I561 | Restaurants and mobile food service activities | 33,451 | 61,255,180 | 56,357,586 | 798,509 | 4,042,954 |
| I562 | Event catering and other food service activities | 836 | 1,712,976 | 1,563,156 | 66,722 | 81,156 |
| I563 | Beverage serving activities | 3,506 | 5,686,805 | 5,254,084 | 53,043 | 376,693 |
| | National Capital Region | 9,706 | 41,875,308 | 37,767,270 | 1,021,814 | 3,047,944 |
| I551 | Short term accommodation activities | 603 | 11,939,603 | 10,314,289 | 579,525 | 1,045,788 |
| I559 | Other accommodation | 43 | 76,029 | 68,051 | 2,866 | 5,112 |
| I561 | Restaurants and mobile food service activities | 8,161 | 26,151,536 | 23,989,058 | 364,455 | 1,762,088 |
| I562 | Event catering and other food service activities | 151 | 1,072,516 | 984,840 | 45,281 | 41,669 |
| I563 | Beverage serving activities | 748 | 2,635,625 | 2,411,032 | 29,686 | 193,287 |
| | Cordillera Administrative Region | 1,293 | 1,679,411 | 1,547,194 | 20,947 | 111,271 |
| I551 | Short term accommodation activities | 224 | 570,793 | 513,324 | 17,921 | 39,549 |
| I559 | Other accommodation | 70 | 10,997 | 10,213 | 329 | 455 |
| I561 | Restaurants and mobile food service activities | 870 | 999,726 | 930,111 | 1,725 | 67,889 |
| I562 | Event catering and other food service activities | 7 | 6,628 | 6,329 | 136 | 163 |
| I563 | Beverage serving activities | 122 | 91,267 | 87,216 | 836 | 3,215 |
| | I - Ilocos Region | 1,544 | 2,448,192 | 2,265,349 | 25,170 | 157,674 |
| I551 | Short term accommodation activities | 200 | 483,867 | 430,731 | 16,446 | 36,690 |
| I559 | Other accommodation | 43 | 11,059 | 9,992 | - | 1,066 |
| I561 | Restaurants and mobile food service activities | 1,065 | 1,821,570 | 1,708,165 | 8,606 | 104,799 |

Continued

TABLE 3 Number of Establishments and Compensation by Type for Accommodation and Food Service Activities Establishments by Region and Industry Group: Philippines, 2018 *(continued)**(Values are in thousand PhP, except for number of establishments. Details may not add up to total due to rounding and/or statistical disclosure control.)*

| 2009 PSIC Code | Region/ Industry Description | Number of Establishments | Compensation | | | |
|----------------------|--|--------------------------------|-------------------|---|---|---|
| | | | Total | Gross Salaries and Wages (Excluding R&D Personnel) | Separation, Retirement/ Terminal Pay, Gratuities, etc. (Excluding R&D Personnel) | Total Employers' Contribution to SSS/GSIS, ECC, etc. (Excluding R&D Personnel) |
| | | | | | | |
| | | (1) | (2) | (3) | (4) | (5) |
| I562 | Event catering and other food service activities | 40 | 5,659 | 5,120 | - | 538 |
| I563 | Beverage serving activities | 196 | 126,038 | 111,340 | 118 | 14,580 |
| | II - Cagayan Valley | 1,499 | 1,829,087 | 1,681,957 | 16,186 | 130,945 |
| I551 | Short term accommodation activities | 323 | 427,536 | 390,202 | 8,830 | 28,504 |
| I559 | Other accommodation | 49 | 4,615 | 4,281 | - | 335 |
| I561 | Restaurants and mobile food service activities | 1,013 | 1,353,951 | 1,247,293 | 7,355 | 99,302 |
| I562 | Event catering and other food service activities | 12 | 5,895 | 5,416 | - | 480 |
| I563 | Beverage serving activities | 102 | 37,089 | 34,766 | - | 2,324 |
| | III - Central Luzon | 4,544 | 10,327,905 | 9,543,117 | 88,422 | 680,256 |
| I551 | Short term accommodation activities | 663 | 2,426,216 | 2,211,937 | 29,904 | 184,375 |
| I559 | Other accommodation | 66 | 27,809 | 26,682 | - | 1,127 |
| I561 | Restaurants and mobile food service activities | 3,094 | 6,516,610 | 6,023,931 | 51,369 | 426,565 |
| I562 | Event catering and other food service activities | 96 | 97,037 | 88,391 | 1,456 | 7,190 |
| I563 | Beverage serving activities | 624 | 1,260,233 | 1,192,176 | 5,693 | 61,000 |
| | IVA - CALABARZON | 5,001 | 9,997,774 | 9,131,294 | 241,944 | 621,335 |
| I551 | Short term accommodation activities | 594 | 1,754,221 | 1,549,610 | 88,581 | 116,030 |
| I559 | Other accommodation | 19 | 1,802 | 1,716 | - | 86 |
| I561 | Restaurants and mobile food service activities | 3,974 | 7,576,454 | 6,958,626 | 146,449 | 469,395 |
| I562 | Event catering and other food service activities | 95 | 155,916 | 144,008 | 2,260 | 8,432 |
| I563 | Beverage serving activities | 318 | 509,381 | 477,335 | 4,654 | 27,393 |
| | MIMAROPA Region | 1,277 | 1,919,302 | 1,746,247 | 30,730 | 142,325 |
| I551 | Short term accommodation activities | 338 | 1,130,339 | 1,019,364 | 23,091 | 87,884 |

Continued

TABLE 3 Number of Establishments and Compensation by Type for Accommodation and Food Service Activities Establishments by Region and Industry Group: Philippines, 2018 *(continued)**(Values are in thousand PhP, except for number of establishments. Details may not add up to total due to rounding and/or statistical disclosure control.)*

| 2009 PSIC Code | Region/ Industry Description | Number of Establishments | Compensation | | | |
|----------------------|--|--------------------------------|------------------|---|---|---|
| | | | Total | Gross Salaries and Wages (Excluding R&D Personnel) | Separation, Retirement/ Terminal Pay, Gratuities, etc. (Excluding R&D Personnel) | Total Employers' Contribution to SSS/GSIS, ECC, etc. (Excluding R&D Personnel) |
| | | | | | | |
| | | (1) | (2) | (3) | (4) | (5) |
| I561 | Restaurants and mobile food service activities | 770 | 650,511 | 603,060 | 857 | 46,594 |
| I562 | Event catering and other food service activities | 39 | 33,698 | 25,029 | 6,459 | 2,210 |
| I563 | Beverage serving activities | 130 | 104,753 | 98,794 | 322 | 5,637 |
| | V - Bicol Region | 1,475 | 1,557,441 | 1,433,473 | 9,283 | 114,555 |
| I551 | Short term accommodation activities | 287 | 307,872 | 274,509 | 1,229 | 32,134 |
| I559 | Other accommodation | 50 | 14,841 | 13,245 | 699 | 896 |
| I561 | Restaurants and mobile food service activities | 1,043 | 1,170,745 | 1,089,785 | 4,670 | 76,159 |
| I562 | Event catering and other food service activities | 22 | 16,666 | 13,092 | 2,184 | 1,390 |
| I563 | Beverage serving activities | 72 | 47,318 | 42,841 | 500 | 3,977 |
| | VI - Western Visayas | 2,650 | 3,928,199 | 3,625,811 | 51,835 | 250,553 |
| I551 | Short term accommodation activities | 388 | 1,024,545 | 922,121 | 19,749 | 82,674 |
| I559 | Other accommodation | 47 | 15,031 | 13,602 | - | 1,430 |
| I561 | Restaurants and mobile food service activities | 1,933 | 2,724,274 | 2,537,016 | 31,860 | 155,398 |
| I562 | Event catering and other food service activities | 38 | 12,484 | 11,310 | 86 | 1,088 |
| I563 | Beverage serving activities | 244 | 151,865 | 141,762 | 139 | 9,964 |
| | VII - Central Visayas | 3,963 | 8,630,401 | 7,748,778 | 347,524 | 534,098 |
| I551 | Short term accommodation activities | 772 | 3,609,602 | 3,185,449 | 191,485 | 232,668 |
| I559 | Other accommodation | 44 | 25,759 | 23,961 | 57 | 1,741 |
| I561 | Restaurants and mobile food service activities | 2,710 | 4,559,751 | 4,141,537 | 148,803 | 269,411 |
| I562 | Event catering and other food service activities | 94 | 140,794 | 133,877 | 396 | 6,521 |
| I563 | Beverage serving activities | 344 | 294,496 | 263,955 | 6,783 | 23,758 |

Continued

TABLE 3 Number of Establishments and Compensation by Type for Accommodation and Food Service Activities Establishments by Region and Industry Group: Philippines, 2018 *(continued)**(Values are in thousand PhP, except for number of establishments. Details may not add up to total due to rounding and/or statistical disclosure control.)*

| 2009 PSIC Code | Region/ Industry Description | Number of Establishments | Compensation | | | |
|----------------------|--|--------------------------------|--------------|---|---|---|
| | | | Total | Gross Salaries and Wages (Excluding R&D Personnel) | Separation, Retirement/ Terminal Pay, Gratuities, etc. (Excluding R&D Personnel) | Total Employers' Contribution to SSS/GSIS, ECC, etc. (Excluding R&D Personnel) |
| | | (1) | (2) | (3) | (4) | (5) |
| | VIII - Eastern Visayas | 1,447 | 1,002,444 | 938,018 | 5,556 | 58,869 |
| I551 | Short term accommodation activities | 244 | 292,422 | 267,861 | 1,028 | 23,534 |
| I559 | Other accommodation | 79 | 17,244 | 16,406 | 519 | 319 |
| I561 | Restaurants and mobile food service activities | 1,062 | 639,092 | 602,924 | 3,260 | 32,909 |
| I562 | Event catering and other food service activities | 43 | 39,057 | 37,368 | 649 | 1,041 |
| I563 | Beverage serving activities | 19 | 14,629 | 13,461 | 101 | 1,066 |
| | IX - Zamboanga Peninsula | 2,197 | 1,834,175 | 1,687,040 | 2,753 | 144,382 |
| I551 | Short term accommodation activities | 218 | 232,047 | 211,284 | 919 | 19,844 |
| I559 | Other accommodation | 99 | 3,264 | 2,962 | 105 | 197 |
| I561 | Restaurants and mobile food service activities | 1,734 | 1,526,388 | 1,405,637 | 1,730 | 119,021 |
| I562 | Event catering and other food service activities | 49 | 23,089 | 21,500 | - | 1,589 |
| I563 | Beverage serving activities | 97 | 49,387 | 45,657 | - | 3,731 |
| | X - Northern Mindanao | 1,981 | 2,118,762 | 1,936,585 | 27,024 | 150,371 |
| I551 | Short term accommodation activities | 307 | 417,305 | 381,843 | 9,179 | 24,840 |
| I559 | Other accommodation | 4 | 9,144 | 6,890 | 1,555 | 699 |
| I561 | Restaurants and mobile food service activities | 1,518 | 1,563,976 | 1,429,370 | 13,833 | 117,434 |
| I562 | Event catering and other food service activities | 35 | 17,651 | 17,126 | 47 | 478 |
| I563 | Beverage serving activities | 118 | 110,686 | 101,356 | 2,411 | 6,919 |
| | XI - Davao Region | 1,778 | 3,102,666 | 2,896,758 | 27,700 | 178,208 |
| I551 | Short term accommodation activities | 270 | 737,533 | 675,385 | 8,947 | 53,201 |
| I559 | Other accommodation | 69 | 30,916 | 28,844 | - | 2,072 |
| I561 | Restaurants and mobile food service activities | 1,333 | 2,224,254 | 2,101,924 | 9,619 | 112,712 |

Continued

TABLE 3 Number of Establishments and Compensation by Type for Accommodation and Food Service Activities Establishments by Region and Industry Group: Philippines, 2018 *(continued)**(Values are in thousand PhP, except for number of establishments. Details may not add up to total due to rounding and/or statistical disclosure control.)*

| 2009 PSIC Code | Region/ Industry Description | Number of Establishments | Compensation | | | |
|----------------------|--|--------------------------------|------------------|---|---|---|
| | | | Total | Gross Salaries and Wages (Excluding R&D Personnel) | Separation, Retirement/ Terminal Pay, Gratuities, etc. (Excluding R&D Personnel) | Total Employers' Contribution to SSS/GSIS, ECC, etc. (Excluding R&D Personnel) |
| | | | | | | |
| | | (1) | (2) | (3) | (4) | (5) |
| I562 | Event catering and other food service activities | 48 | 45,813 | 32,848 | 7,764 | 5,200 |
| I563 | Beverage serving activities | 59 | 64,150 | 57,757 | 1,370 | 5,023 |
| | XII - SOCCSKSARGEN | 1,877 | 1,597,357 | 1,398,646 | 8,077 | 190,634 |
| I551 | Short term accommodation activities | 267 | 367,780 | 331,984 | 5,851 | 29,945 |
| I559 | Other accommodation | 53 | 6,750 | 6,428 | - | 322 |
| I561 | Restaurants and mobile food service activities | 1,390 | 1,089,777 | 939,870 | 1,797 | 148,110 |
| I562 | Event catering and other food service activities | 50 | 21,925 | 19,488 | - | 2,437 |
| I563 | Beverage serving activities | 117 | 111,124 | 100,876 | 429 | 9,819 |
| | XIII - Caraga | 1,359 | 858,073 | 794,671 | 4,047 | 59,355 |
| I551 | Short term accommodation activities | 167 | 261,945 | 241,448 | 1,921 | 18,575 |
| I561 | Restaurants and mobile food service activities | 1,074 | 518,562 | 481,283 | 2,121 | 35,158 |
| I562 | Event catering and other food service activities | 14 | 15,425 | 14,800 | 4 | 620 |
| I563 | Beverage serving activities | 105 | 62,142 | 57,141 | - | 5,002 |
| | Autonomous Region in Muslim Mindanao | 896 | 228,993 | 227,084 | - | 1,909 |
| I551 | Short term accommodation activities | 96 | 41,645 | 39,855 | - | 1,790 |
| I561 | Restaurants and mobile food service activities | 708 | 168,006 | 167,996 | - | 10 |
| I562 | Event catering and other food service activities | S | S | S | S | S |
| I563 | Beverage serving activities | S | S | S | S | S |

Continued

TABLE 3 Number of Establishments and Compensation by Type for Accommodation and Food Service Activities Establishments by Region and Industry Group: Philippines, 2018 *(continued)**(Values are in thousand PhP, except for number of establishments. Details may not add up to total due to rounding and/or statistical disclosure control.)*

| 2009 PSIC Code | Region/ Industry Description | Compensation | | |
|----------------------|--|--|--|---|
| | | Gross Salaries and Wages (R&D Personnel) | Separation, Retirement/ Terminal pay, Gratuities, etc. (R&D Personnel) | Total Employers' Contribution to SSS/GSIS, ECC, etc. (R&D Personnel) |
| | | (6) | (7) | (8) |
| | PHILIPPINES | 57,683 | 851 | 3,969 |
| I551 | Short term accommodation activities | 1,119 | 187 | 138 |
| I559 | Other accommodation | - | - | - |
| I561 | Restaurants and mobile food service activities | 51,888 | 616 | 3,627 |
| I562 | Event catering and other food service activities | 1,804 | 47 | 91 |
| I563 | Beverage serving activities | 2,872 | - | 112 |
| | National Capital Region | 35,071 | 47 | 3,162 |
| I551 | Short term accommodation activities | - | - | - |
| I559 | Other accommodation | - | - | - |
| I561 | Restaurants and mobile food service activities | 32,805 | - | 3,129 |
| I562 | Event catering and other food service activities | 645 | 47 | 33 |
| I563 | Beverage serving activities | 1,620 | - | - |
| | Cordillera Administrative Region | - | - | - |
| I551 | Short term accommodation activities | - | - | - |
| I559 | Other accommodation | - | - | - |
| I561 | Restaurants and mobile food service activities | - | - | - |
| I562 | Event catering and other food service activities | - | - | - |
| I563 | Beverage serving activities | - | - | - |
| | I - Ilocos Region | - | - | - |
| I551 | Short term accommodation activities | - | - | - |
| I559 | Other accommodation | - | - | - |
| I561 | Restaurants and mobile food service activities | - | - | - |

Continued

TABLE 3 Number of Establishments and Compensation by Type for Accommodation and Food Service Activities Establishments by Region and Industry Group: Philippines, 2018 *(continued)**(Values are in thousand PhP, except for number of establishments. Details may not add up to total due to rounding and/or statistical disclosure control.)*

| 2009 PSIC Code | Region/ Industry Description | Compensation | | |
|----------------------|--|--|--|---|
| | | Gross Salaries and Wages (R&D Personnel) | Separation, Retirement/ Terminal pay, Gratuities, etc. (R&D Personnel) | Total Employers' Contribution to SSS/GSIS, ECC, etc. (R&D Personnel) |
| | | (6) | (7) | (8) |
| I562 | Event catering and other food service activities | - | - | - |
| I563 | Beverage serving activities | - | - | - |
| | II - Cagayan Valley | - | - | - |
| I551 | Short term accommodation activities | - | - | - |
| I559 | Other accommodation | - | - | - |
| I561 | Restaurants and mobile food service activities | - | - | - |
| I562 | Event catering and other food service activities | - | - | - |
| I563 | Beverage serving activities | - | - | - |
| | III - Central Luzon | 15,258 | 616 | 235 |
| I551 | Short term accommodation activities | - | - | - |
| I559 | Other accommodation | - | - | - |
| I561 | Restaurants and mobile food service activities | 14,005 | 616 | 123 |
| I562 | Event catering and other food service activities | - | - | - |
| I563 | Beverage serving activities | 1,252 | - | 112 |
| | IVA - CALABARZON | 3,021 | - | 179 |
| I551 | Short term accommodation activities | - | - | - |
| I559 | Other accommodation | - | - | - |
| I561 | Restaurants and mobile food service activities | 1,862 | - | 121 |
| I562 | Event catering and other food service activities | 1,159 | - | 58 |
| I563 | Beverage serving activities | - | - | - |
| | MIMAROPA Region | - | - | - |
| I551 | Short term accommodation activities | - | - | - |

Continued

TABLE 3 Number of Establishments and Compensation by Type for Accommodation and Food Service Activities Establishments by Region and Industry Group: Philippines, 2018 *(continued)**(Values are in thousand PhP, except for number of establishments. Details may not add up to total due to rounding and/or statistical disclosure control.)*

| 2009 PSIC Code | Region/ Industry Description | Compensation | | |
|----------------------|--|--|--|---|
| | | Gross Salaries and Wages (R&D Personnel) | Separation, Retirement/ Terminal pay, Gratuities, etc. (R&D Personnel) | Total Employers' Contribution to SSS/GSIS, ECC, etc. (R&D Personnel) |
| | | (6) | (7) | (8) |
| I561 | Restaurants and mobile food service activities | - | - | - |
| I562 | Event catering and other food service activities | - | - | - |
| I563 | Beverage serving activities | - | - | - |
| | V - Bicol Region | 118 | - | 13 |
| I551 | Short term accommodation activities | - | - | - |
| I559 | Other accommodation | - | - | - |
| I561 | Restaurants and mobile food service activities | 118 | - | 13 |
| I562 | Event catering and other food service activities | - | - | - |
| I563 | Beverage serving activities | - | - | - |
| | VI - Western Visayas | - | - | - |
| I551 | Short term accommodation activities | - | - | - |
| I559 | Other accommodation | - | - | - |
| I561 | Restaurants and mobile food service activities | - | - | - |
| I562 | Event catering and other food service activities | - | - | - |
| I563 | Beverage serving activities | - | - | - |
| | VII - Central Visayas | - | - | - |
| I551 | Short term accommodation activities | - | - | - |
| I559 | Other accommodation | - | - | - |
| I561 | Restaurants and mobile food service activities | - | - | - |
| I562 | Event catering and other food service activities | - | - | - |
| I563 | Beverage serving activities | - | - | - |

Continued

TABLE 3 Number of Establishments and Compensation by Type for Accommodation and Food Service Activities Establishments by Region and Industry Group: Philippines, 2018 *(continued)**(Values are in thousand PhP, except for number of establishments. Details may not add up to total due to rounding and/or statistical disclosure control.)*

| 2009 PSIC Code | Region/ Industry Description | Compensation | | |
|----------------------|--|--|--|---|
| | | Gross Salaries and Wages (R&D Personnel) | Separation, Retirement/ Terminal pay, Gratuities, etc. (R&D Personnel) | Total Employers' Contribution to SSS/GSIS, ECC, etc. (R&D Personnel) |
| | | (6) | (7) | (8) |
| | VIII - Eastern Visayas | - | - | - |
| I551 | Short term accommodation activities | - | - | - |
| I559 | Other accommodation | - | - | - |
| I561 | Restaurants and mobile food service activities | - | - | - |
| I562 | Event catering and other food service activities | - | - | - |
| I563 | Beverage serving activities | - | - | - |
| | IX - Zamboanga Peninsula | - | - | - |
| I551 | Short term accommodation activities | - | - | - |
| I559 | Other accommodation | - | - | - |
| I561 | Restaurants and mobile food service activities | - | - | - |
| I562 | Event catering and other food service activities | - | - | - |
| I563 | Beverage serving activities | - | - | - |
| | X - Northern Mindanao | 4,216 | 187 | 380 |
| I551 | Short term accommodation activities | 1,119 | 187 | 138 |
| I559 | Other accommodation | - | - | - |
| I561 | Restaurants and mobile food service activities | 3,098 | - | 241 |
| I562 | Event catering and other food service activities | - | - | - |
| I563 | Beverage serving activities | - | - | - |
| | XI - Davao Region | - | - | - |
| I551 | Short term accommodation activities | - | - | - |
| I559 | Other accommodation | - | - | - |
| I561 | Restaurants and mobile food service activities | - | - | - |

Continued

TABLE 3 Number of Establishments and Compensation by Type for Accommodation and Food Service Activities Establishments by Region and Industry Group: Philippines, 2018 *(concluded)**(Values are in thousand PhP, except for number of establishments. Details may not add up to total due to rounding and/or statistical disclosure control.)*

| 2009 PSIC Code | Region/ Industry Description | Compensation | | |
|----------------------|--|--|--|---|
| | | Gross Salaries and Wages (R&D Personnel) | Separation, Retirement/ Terminal pay, Gratuities, etc. (R&D Personnel) | Total Employers' Contribution to SSS/GSIS, ECC, etc. (R&D Personnel) |
| | | (6) | (7) | (8) |
| I562 | Event catering and other food service activities | - | - | - |
| I563 | Beverage serving activities | - | - | - |
| | XII - SOCCSKSARGEN | - | - | - |
| I551 | Short term accommodation activities | - | - | - |
| I559 | Other accommodation | - | - | - |
| I561 | Restaurants and mobile food service activities | - | - | - |
| I562 | Event catering and other food service activities | - | - | - |
| I563 | Beverage serving activities | - | - | - |
| | XIII - Caraga | - | - | - |
| I551 | Short term accommodation activities | - | - | - |
| I561 | Restaurants and mobile food service activities | - | - | - |
| I562 | Event catering and other food service activities | - | - | - |
| I563 | Beverage serving activities | - | - | - |
| | Autonomous Region in Muslim Mindanao | - | - | - |
| I551 | Short term accommodation activities | - | - | - |
| I561 | Restaurants and mobile food service activities | - | - | - |
| I562 | Event catering and other food service activities | - | - | - |
| I563 | Beverage serving activities | - | - | - |

*Note:**- denotes zero value**S- Data Suppressed**Source: Philippine Statistics Authority, 2018 Census of Philippine Business and Industry*

TABLE 4 Number of Establishments and Revenue by Type for Accommodation and Food Service Activities Establishments by Region and Industry Group: Philippines, 2018

(Values are in thousand PhP, except for number of establishments. Details may not add-up to total due to rounding and/or statistical disclosure control.)

| 2009 PSIC Code | Region/ Industry Description | Number of Establishments | Revenue | | | |
|----------------------|--|--------------------------------|--------------------|-------------------------------------|----------------------|-----------------------------------|
| | | | Total | Revenue from Service Rendered | Real Estate Sales | Commissions and Fees Earned |
| | | (1) | (2) | (3) | (4) | (5) |
| | PHILIPPINES | 44,487 | 840,957,627 | 828,572,584 | 1,074,655 | 218,339 |
| I551 | Short term accommodation activities | 5,960 | 162,733,867 | 154,451,479 | 1,074,655 | 138,121 |
| I559 | Other accommodation | 734 | 2,006,087 | 1,955,250 | - | - |
| I561 | Restaurants and mobile food service activities | 33,451 | 621,292,976 | 617,663,937 | - | 76,194 |
| I562 | Event catering and other food service activities | 836 | 14,722,418 | 14,490,383 | - | 307 |
| I563 | Beverage serving activities | 3,506 | 40,202,279 | 40,011,535 | - | 3,716 |
| | National Capital Region | 9,706 | 338,018,307 | 330,624,184 | 1,004,472 | 92,440 |
| I551 | Short term accommodation activities | 603 | 64,371,715 | 59,177,215 | 1,004,472 | 16,760 |
| I559 | Other accommodation | 43 | 424,823 | 405,680 | - | - |
| I561 | Restaurants and mobile food service activities | 8,161 | 246,930,038 | 245,081,928 | - | 73,998 |
| I562 | Event catering and other food service activities | 151 | 7,935,178 | 7,745,118 | - | 21 |
| I563 | Beverage serving activities | 748 | 18,356,552 | 18,214,243 | - | 1,661 |
| | Cordillera Administrative Region | 1,293 | 11,823,098 | 11,532,949 | - | 19,184 |
| I551 | Short term accommodation activities | 224 | 2,783,934 | 2,525,721 | - | 19,127 |
| I559 | Other accommodation | 70 | 121,897 | 121,897 | - | - |
| I561 | Restaurants and mobile food service activities | 870 | 8,435,603 | 8,407,272 | - | 57 |
| I562 | Event catering and other food service activities | 7 | 8,705 | 5,920 | - | - |
| I563 | Beverage serving activities | 122 | 472,959 | 472,138 | - | - |
| | I - Ilocos Region | 1,544 | 23,824,075 | 23,725,561 | - | - |
| I551 | Short term accommodation activities | 200 | 2,772,443 | 2,719,639 | - | - |
| I559 | Other accommodation | 43 | 52,463 | 52,463 | - | - |
| I561 | Restaurants and mobile food service activities | 1,065 | 20,476,984 | 20,439,273 | - | - |

Continued

TABLE 4 Number of Establishments and Revenue by Type for Accommodation and Food Service Activities Establishments by Region and Industry Group: Philippines, 2018 *(continued)**(Values are in thousand PhP, except for number of establishments. Details may not add-up to total due to rounding and/or statistical disclosure control.)*

| 2009 PSIC Code | Region/ Industry Description | Number of Establishments | Revenue | | | |
|----------------------|--|--------------------------------|--------------------|-------------------------------------|----------------------|-----------------------------------|
| | | | Total | Revenue from Service Rendered | Real Estate Sales | Commissions and Fees Earned |
| | | (1) | (2) | (3) | (4) | (5) |
| I562 | Event catering and other food service activities | 40 | 37,043 | 37,043 | - | - |
| I563 | Beverage serving activities | 196 | 485,142 | 477,144 | - | - |
| | II - Cagayan Valley | 1,499 | 15,819,819 | 15,673,506 | - | 884 |
| I551 | Short term accommodation activities | 323 | 1,762,158 | 1,743,641 | - | 644 |
| I559 | Other accommodation | 49 | 21,911 | 19,946 | - | - |
| I561 | Restaurants and mobile food service activities | 1,013 | 13,828,664 | 13,704,707 | - | - |
| I562 | Event catering and other food service activities | 12 | 17,274 | 16,864 | - | - |
| I563 | Beverage serving activities | 102 | 189,812 | 188,348 | - | 240 |
| | III - Central Luzon | 4,544 | 102,045,984 | 101,431,708 | - | 29,765 |
| I551 | Short term accommodation activities | 663 | 24,368,744 | 23,955,534 | - | 29,617 |
| I559 | Other accommodation | 66 | 427,664 | 427,664 | - | - |
| I561 | Restaurants and mobile food service activities | 3,094 | 66,154,839 | 65,961,500 | - | - |
| I562 | Event catering and other food service activities | 96 | 2,382,442 | 2,382,442 | - | - |
| I563 | Beverage serving activities | 624 | 8,712,295 | 8,704,567 | - | 148 |
| | IVA - CALABARZON | 5,001 | 92,208,505 | 91,443,681 | 60,310 | 12,849 |
| I551 | Short term accommodation activities | 594 | 8,261,124 | 7,945,603 | 60,310 | 9,697 |
| I559 | Other accommodation | 19 | 8,977 | 4,957 | - | - |
| I561 | Restaurants and mobile food service activities | 3,974 | 79,539,784 | 79,107,863 | - | 2,140 |
| I562 | Event catering and other food service activities | 95 | 979,133 | 966,785 | - | - |
| I563 | Beverage serving activities | 318 | 3,419,486 | 3,418,472 | - | 1,013 |
| | MIMAROPA Region | 1,277 | 18,071,960 | 17,789,667 | - | 9,751 |
| I551 | Short term accommodation activities | 338 | 7,254,151 | 7,032,005 | - | 9,097 |

Continued

TABLE 4 Number of Establishments and Revenue by Type for Accommodation and Food Service Activities Establishments by Region and Industry Group: Philippines, 2018 *(continued)*

(Values are in thousand PhP, except for number of establishments. Details may not add-up to total due to rounding and/or statistical disclosure control.)

| 2009 PSIC Code | Region/ Industry Description | Number of Establishments | Revenue | | | |
|----------------------|--|--------------------------------|-------------------|-------------------------------------|----------------------|-----------------------------------|
| | | | Total | Revenue from Service Rendered | Real Estate Sales | Commissions and Fees Earned |
| | | (1) | (2) | (3) | (4) | (5) |
| I561 | Restaurants and mobile food service activities | 770 | 9,882,566 | 9,825,031 | - | - |
| I562 | Event catering and other food service activities | 39 | 258,500 | 256,544 | - | - |
| I563 | Beverage serving activities | 130 | 676,743 | 676,087 | - | 654 |
| | V - Bicol Region | 1,475 | 17,459,044 | 17,363,444 | - | 287 |
| I551 | Short term accommodation activities | 287 | 1,549,482 | 1,506,343 | - | - |
| I559 | Other accommodation | 50 | 149,301 | 140,304 | - | - |
| I561 | Restaurants and mobile food service activities | 1,043 | 15,411,610 | 15,370,965 | - | - |
| I562 | Event catering and other food service activities | 22 | 100,318 | 97,500 | - | 287 |
| I563 | Beverage serving activities | 72 | 248,333 | 248,333 | - | - |
| | VI - Western Visayas | 2,650 | 38,952,346 | 38,657,665 | 5,284 | - |
| I551 | Short term accommodation activities | 388 | 6,517,170 | 6,355,301 | 5,284 | - |
| I559 | Other accommodation | 47 | 94,467 | 94,174 | - | - |
| I561 | Restaurants and mobile food service activities | 1,933 | 31,293,903 | 31,166,013 | - | - |
| I562 | Event catering and other food service activities | 38 | 96,721 | 94,883 | - | - |
| I563 | Beverage serving activities | 244 | 950,084 | 947,294 | - | - |
| | VII - Central Visayas | 3,963 | 73,372,601 | 72,373,867 | 2,589 | 10,329 |
| I551 | Short term accommodation activities | 772 | 25,646,099 | 24,828,395 | 2,589 | 10,329 |
| I559 | Other accommodation | 44 | 125,494 | 125,438 | - | - |
| I561 | Restaurants and mobile food service activities | 2,710 | 44,350,484 | 44,174,910 | - | - |
| I562 | Event catering and other food service activities | 94 | 966,091 | 963,752 | - | - |
| I563 | Beverage serving activities | 344 | 2,284,432 | 2,281,372 | - | - |

Continued

TABLE 4 Number of Establishments and Revenue by Type for Accommodation and Food Service Activities Establishments by Region and Industry Group: Philippines, 2018 *(continued)**(Values are in thousand PhP, except for number of establishments. Details may not add-up to total due to rounding and/or statistical disclosure control.)*

| 2009 PSIC Code | Region/ Industry Description | Number of Establishments | Revenue | | | |
|----------------------|--|--------------------------------|-------------------|-------------------------------------|----------------------|-----------------------------------|
| | | | Total | Revenue from Service Rendered | Real Estate Sales | Commissions and Fees Earned |
| | | (1) | (2) | (3) | (4) | (5) |
| | VIII - Eastern Visayas | 1,447 | 8,018,921 | 7,919,054 | - | - |
| I551 | Short term accommodation activities | 244 | 1,966,645 | 1,873,797 | - | - |
| I559 | Other accommodation | 79 | 92,452 | 91,100 | - | - |
| I561 | Restaurants and mobile food service activities | 1,062 | 5,667,648 | 5,662,942 | - | - |
| I562 | Event catering and other food service activities | 43 | 241,863 | 240,902 | - | - |
| I563 | Beverage serving activities | 19 | 50,312 | 50,312 | - | - |
| | IX - Zamboanga Peninsula | 2,197 | 17,240,509 | 17,018,824 | - | - |
| I551 | Short term accommodation activities | 218 | 1,375,835 | 1,374,501 | - | - |
| I559 | Other accommodation | 99 | 20,842 | 17,962 | - | - |
| I561 | Restaurants and mobile food service activities | 1,734 | 15,302,909 | 15,086,164 | - | - |
| I562 | Event catering and other food service activities | 49 | 226,767 | 226,767 | - | - |
| I563 | Beverage serving activities | 97 | 314,156 | 313,430 | - | - |
| | X - Northern Mindanao | 1,981 | 25,473,388 | 25,320,059 | - | 12,077 |
| I551 | Short term accommodation activities | 307 | 3,617,708 | 3,537,350 | - | 12,077 |
| I559 | Other accommodation | 4 | 20,664 | 20,621 | - | - |
| I561 | Restaurants and mobile food service activities | 1,518 | 20,341,754 | 20,269,845 | - | - |
| I562 | Event catering and other food service activities | 35 | 373,244 | 373,237 | - | - |
| I563 | Beverage serving activities | 118 | 1,120,019 | 1,119,006 | - | - |
| | XI - Davao Region | 1,778 | 30,579,706 | 30,216,098 | 2,000 | 30,000 |
| I551 | Short term accommodation activities | 270 | 4,675,032 | 4,498,092 | 2,000 | 30,000 |
| I559 | Other accommodation | 69 | 414,248 | 402,160 | - | - |
| I561 | Restaurants and mobile food service activities | 1,333 | 24,753,620 | 24,604,181 | - | - |

Continued

TABLE 4 Number of Establishments and Revenue by Type for Accommodation and Food Service Activities Establishments by Region and Industry Group: Philippines, 2018 *(continued)*

(Values are in thousand PhP, except for number of establishments. Details may not add-up to total due to rounding and/or statistical disclosure control.)

| 2009 PSIC Code | Region/ Industry Description | Number of Establishments | Revenue | | | |
|----------------------|--|--------------------------------|-------------------|-------------------------------------|----------------------|-----------------------------------|
| | | | Total | Revenue from Service Rendered | Real Estate Sales | Commissions and Fees Earned |
| | | (1) | (2) | (3) | (4) | (5) |
| I562 | Event catering and other food service activities | 48 | 298,715 | 286,867 | - | - |
| I563 | Beverage serving activities | 59 | 438,091 | 424,798 | - | - |
| | XII - SOCCSKSARGEN | 1,877 | 16,133,965 | 15,643,375 | - | - |
| I551 | Short term accommodation activities | 267 | 2,593,564 | 2,202,867 | - | - |
| I559 | Other accommodation | 53 | 30,885 | 30,885 | - | - |
| I561 | Restaurants and mobile food service activities | 1,390 | 11,237,924 | 11,145,318 | - | - |
| I562 | Event catering and other food service activities | 50 | 174,172 | 169,589 | - | - |
| I563 | Beverage serving activities | 117 | 2,097,420 | 2,094,716 | - | - |
| | XIII - Caraga | 1,359 | 10,927,623 | 10,851,166 | - | 773 |
| I551 | Short term accommodation activities | 167 | 3,136,373 | 3,093,786 | - | 773 |
| I561 | Restaurants and mobile food service activities | 1,074 | 6,864,542 | 6,835,923 | - | - |
| I562 | Event catering and other food service activities | 14 | 621,371 | 621,288 | - | - |
| I563 | Beverage serving activities | 105 | 305,337 | 300,169 | - | - |
| | Autonomous Region in Muslim Mindanao | 896 | 987,778 | 987,778 | - | - |
| I551 | Short term accommodation activities | 96 | 81,690 | 81,690 | - | - |
| I561 | Restaurants and mobile food service activities | 708 | 820,102 | 820,102 | - | - |
| I562 | Event catering and other food service activities | S | S | S | S | S |
| I563 | Beverage serving activities | S | S | S | S | S |

Continued

TABLE 4 Number of Establishments and Revenue by Type for Accommodation and Food Service Activities Establishments by Region and Industry Group: Philippines, 2018 *(continued)**(Values are in thousand PhP, except for number of establishments. Details may not add-up to total due to rounding and/or statistical disclosure control.)*

| 2009 PSIC Code | Region/ Industry Description | Revenue | | | |
|----------------------|--|---|--|------------------|--------------------|
| | | Revenue from Renting and Leasing Services of Real Estate Properties (For real estate activities) | Revenue from Non- Industrial Service Done for Others | Sale of Goods | Interest Income |
| | | (6) | (7) | (8) | (9) |
| | PHILIPPINES | 882,211 | 4,649,792 | 310,071 | 384,752 |
| I551 | Short term accommodation activities | 856,020 | 4,013,349 | 150,594 | 218,852 |
| I559 | Other accommodation | 6,007 | 31,598 | - | 3,836 |
| I561 | Restaurants and mobile food service activities | 20,185 | 507,647 | 159,477 | 92,292 |
| I562 | Event catering and other food service activities | - | 21,000 | - | 16,522 |
| I563 | Beverage serving activities | - | 76,198 | - | 53,250 |
| | National Capital Region | 152,861 | 3,051,444 | 88,590 | 236,924 |
| I551 | Short term accommodation activities | 132,924 | 2,718,904 | 88,590 | 152,312 |
| I559 | Other accommodation | - | 12,984 | - | 453 |
| I561 | Restaurants and mobile food service activities | 19,937 | 264,254 | - | 32,925 |
| I562 | Event catering and other food service activities | - | 694 | - | 11,709 |
| I563 | Beverage serving activities | - | 54,609 | - | 39,524 |
| | Cordillera Administrative Region | 46,918 | 177,723 | - | 5,334 |
| I551 | Short term accommodation activities | 46,918 | 173,225 | - | 4,298 |
| I559 | Other accommodation | - | - | - | - |
| I561 | Restaurants and mobile food service activities | - | 2,946 | - | 219 |
| I562 | Event catering and other food service activities | - | 1,552 | - | 529 |
| I563 | Beverage serving activities | - | - | - | 288 |
| | I - Ilocos Region | - | 36,455 | - | 8,318 |
| I551 | Short term accommodation activities | - | 18,336 | - | 112 |
| I559 | Other accommodation | - | - | - | - |
| I561 | Restaurants and mobile food service activities | - | 18,118 | - | 208 |

Continued

TABLE 4 Number of Establishments and Revenue by Type for Accommodation and Food Service Activities Establishments by Region and Industry Group: Philippines, 2018 *(continued)*

(Values are in thousand PhP, except for number of establishments. Details may not add-up to total due to rounding and/or statistical disclosure control.)

| 2009 PSIC Code | Region/ Industry Description | Revenue | | | |
|----------------------|--|---|--|------------------|--------------------|
| | | Revenue from Renting and Leasing Services of Real Estate Properties (For real estate activities) | Revenue from Non- Industrial Service Done for Others | Sale of Goods | Interest Income |
| | | (6) | (7) | (8) | (9) |
| I562 | Event catering and other food service activities | - | - | - | - |
| I563 | Beverage serving activities | - | - | - | 7,998 |
| | II - Cagayan Valley | - | 20,117 | - | 45 |
| I551 | Short term accommodation activities | - | 17,605 | - | 1 |
| I559 | Other accommodation | - | 1,965 | - | - |
| I561 | Restaurants and mobile food service activities | - | 138 | - | 44 |
| I562 | Event catering and other food service activities | - | 409 | - | - |
| I563 | Beverage serving activities | - | - | - | - |
| | III - Central Luzon | 87,448 | 161,337 | - | 39,484 |
| I551 | Short term accommodation activities | 87,448 | 125,341 | - | 20,710 |
| I559 | Other accommodation | - | - | - | - |
| I561 | Restaurants and mobile food service activities | - | 33,043 | - | 14,164 |
| I562 | Event catering and other food service activities | - | - | - | - |
| I563 | Beverage serving activities | - | 2,954 | - | 4,611 |
| | IVA - CALABARZON | 2,286 | 186,219 | - | 11,915 |
| I551 | Short term accommodation activities | 2,039 | 164,152 | - | 8,361 |
| I559 | Other accommodation | - | 4,020 | - | - |
| I561 | Restaurants and mobile food service activities | 247 | 12,306 | - | 3,307 |
| I562 | Event catering and other food service activities | - | 5,741 | - | 246 |
| I563 | Beverage serving activities | - | - | - | 1 |
| | MIMAROPA Region | 73,087 | 73,707 | 49,268 | 5,466 |
| I551 | Short term accommodation activities | 73,087 | 59,165 | 49,268 | 5,430 |

Continued

TABLE 4 Number of Establishments and Revenue by Type for Accommodation and Food Service Activities Establishments by Region and Industry Group: Philippines, 2018 *(continued)**(Values are in thousand PhP, except for number of establishments. Details may not add-up to total due to rounding and/or statistical disclosure control.)*

| 2009 PSIC Code | Region/ Industry Description | Revenue | | | |
|----------------------|--|---|--|------------------|--------------------|
| | | Revenue from Renting and Leasing Services of Real Estate Properties (For real estate activities) | Revenue from Non- Industrial Service Done for Others | Sale of Goods | Interest Income |
| | | (6) | (7) | (8) | (9) |
| I561 | Restaurants and mobile food service activities | - | 14,542 | - | 33 |
| I562 | Event catering and other food service activities | - | - | - | - |
| I563 | Beverage serving activities | - | - | - | 3 |
| | V - Bicol Region | 6,007 | 47,712 | - | 6,788 |
| I551 | Short term accommodation activities | - | 32,172 | - | 29 |
| I559 | Other accommodation | 6,007 | - | - | 2,990 |
| I561 | Restaurants and mobile food service activities | - | 15,475 | - | 1,560 |
| I562 | Event catering and other food service activities | - | 64 | - | 2,210 |
| I563 | Beverage serving activities | - | - | - | - |
| | VI - Western Visayas | 25,672 | 113,661 | - | 19,174 |
| I551 | Short term accommodation activities | 25,672 | 105,090 | - | 463 |
| I559 | Other accommodation | - | - | - | 293 |
| I561 | Restaurants and mobile food service activities | - | 8,571 | - | 18,410 |
| I562 | Event catering and other food service activities | - | - | - | - |
| I563 | Beverage serving activities | - | - | - | 8 |
| | VII - Central Visayas | 417,822 | 250,029 | 20,264 | 26,414 |
| I551 | Short term accommodation activities | 417,822 | 218,544 | 2,087 | 22,123 |
| I559 | Other accommodation | - | - | - | 56 |
| I561 | Restaurants and mobile food service activities | - | 31,075 | 18,177 | 3,347 |
| I562 | Event catering and other food service activities | - | 411 | - | 852 |
| I563 | Beverage serving activities | - | - | - | 36 |

Continued

TABLE 4 Number of Establishments and Revenue by Type for Accommodation and Food Service Activities Establishments by Region and Industry Group: Philippines, 2018 *(continued)*

(Values are in thousand PhP, except for number of establishments. Details may not add-up to total due to rounding and/or statistical disclosure control.)

| 2009 PSIC Code | Region/ Industry Description | Revenue | | | |
|----------------------|--|---|--|------------------|--------------------|
| | | Revenue from Renting and Leasing Services of Real Estate Properties (For real estate activities) | Revenue from Non- Industrial Service Done for Others | Sale of Goods | Interest Income |
| | | (6) | (7) | (8) | (9) |
| | VIII - Eastern Visayas | - | 59,266 | 10,649 | 1,609 |
| I551 | Short term accommodation activities | - | 57,914 | 10,649 | 5 |
| I559 | Other accommodation | - | 1,352 | - | - |
| I561 | Restaurants and mobile food service activities | - | - | - | 643 |
| I562 | Event catering and other food service activities | - | - | - | 961 |
| I563 | Beverage serving activities | - | - | - | - |
| | IX - Zamboanga Peninsula | 1,093 | 3,119 | 141,300 | 591 |
| I551 | Short term accommodation activities | 1,093 | 239 | - | 2 |
| I559 | Other accommodation | - | 2,880 | - | - |
| I561 | Restaurants and mobile food service activities | - | - | 141,300 | 11 |
| I562 | Event catering and other food service activities | - | - | - | - |
| I563 | Beverage serving activities | - | - | - | 577 |
| | X - Northern Mindanao | - | 50,414 | - | 7,019 |
| I551 | Short term accommodation activities | - | 30,670 | - | 248 |
| I559 | Other accommodation | - | - | - | 42 |
| I561 | Restaurants and mobile food service activities | - | 19,265 | - | 6,666 |
| I562 | Event catering and other food service activities | - | - | - | 8 |
| I563 | Beverage serving activities | - | 479 | - | 54 |
| | XI - Davao Region | 69,018 | 77,967 | - | 15,209 |
| I551 | Short term accommodation activities | 69,018 | 40,837 | - | 4,513 |
| I559 | Other accommodation | - | 8,398 | - | - |
| I561 | Restaurants and mobile food service activities | - | 4,186 | - | 10,684 |

Continued

TABLE 4 Number of Establishments and Revenue by Type for Accommodation and Food Service Activities Establishments by Region and Industry Group: Philippines, 2018 *(continued)**(Values are in thousand PhP, except for number of establishments. Details may not add-up to total due to rounding and/or statistical disclosure control.)*

| 2009 PSIC Code | Region/ Industry Description | Revenue | | | |
|----------------------|--|---|--|------------------|--------------------|
| | | Revenue from Renting and Leasing Services of Real Estate Properties (For real estate activities) | Revenue from Non- Industrial Service Done for Others | Sale of Goods | Interest Income |
| | | (6) | (7) | (8) | (9) |
| I562 | Event catering and other food service activities | - | 11,256 | - | 8 |
| I563 | Beverage serving activities | - | 13,289 | - | 4 |
| | XII - SOCCSKSARGEN | - | 282,669 | - | 250 |
| I551 | Short term accommodation activities | - | 209,640 | - | 48 |
| I559 | Other accommodation | - | - | - | - |
| I561 | Restaurants and mobile food service activities | - | 72,156 | - | 54 |
| I562 | Event catering and other food service activities | - | 873 | - | - |
| I563 | Beverage serving activities | - | - | - | 148 |
| | XIII - Caraga | - | 57,954 | - | 213 |
| I551 | Short term accommodation activities | - | 41,514 | - | 197 |
| I561 | Restaurants and mobile food service activities | - | 11,572 | - | 17 |
| I562 | Event catering and other food service activities | - | - | - | - |
| I563 | Beverage serving activities | - | 4,867 | - | - |
| | Autonomous Region in Muslim Mindanao | - | - | - | - |
| I551 | Short term accommodation activities | - | - | - | - |
| I561 | Restaurants and mobile food service activities | - | - | - | - |
| I562 | Event catering and other food service activities | S | S | S | S |
| I563 | Beverage serving activities | S | S | S | S |

Continued

TABLE 4 Number of Establishments and Revenue by Type for Accommodation and Food Service Activities Establishments by Region and Industry Group: Philippines, 2018 *(continued)*

(Values are in thousand PhP, except for number of establishments. Details may not add-up to total due to rounding and/or statistical disclosure control.)

| 2009 PSIC Code | Region/ Industry Description | Revenue | | | | |
|----------------------|--|--------------------|-------------------|---------------------|-------------------------|------------------|
| | | Dividend Income | Royalty Income | Franchise Income | Grants and Donations | Other Income |
| | | (10) | (11) | (12) | (13) | (14) |
| | PHILIPPINES | 275,371 | 371,745 | 215,943 | 53,782 | 3,948,383 |
| I551 | Short term accommodation activities | 32,690 | 235,969 | 29,392 | 52,783 | 1,479,964 |
| I559 | Other accommodation | - | - | - | - | 9,397 |
| I561 | Restaurants and mobile food service activities | 134,628 | 118,778 | 174,271 | 993 | 2,344,574 |
| I562 | Event catering and other food service activities | 107,849 | 205 | - | 5 | 86,146 |
| I563 | Beverage serving activities | 204 | 16,793 | 12,281 | - | 28,302 |
| | National Capital Region | 205,248 | 338,168 | 94,426 | - | 2,129,551 |
| I551 | Short term accommodation activities | 9,410 | 235,969 | 20,682 | - | 814,477 |
| I559 | Other accommodation | - | - | - | - | 5,707 |
| I561 | Restaurants and mobile food service activities | 88,495 | 85,670 | 64,015 | - | 1,218,815 |
| I562 | Event catering and other food service activities | 107,307 | - | - | - | 70,330 |
| I563 | Beverage serving activities | 36 | 16,528 | 9,729 | - | 20,223 |
| | Cordillera Administrative Region | 909 | 182 | - | - | 39,900 |
| I551 | Short term accommodation activities | 235 | - | - | - | 14,410 |
| I559 | Other accommodation | - | - | - | - | - |
| I561 | Restaurants and mobile food service activities | 134 | 53 | - | - | 24,923 |
| I562 | Event catering and other food service activities | 540 | 129 | - | - | 34 |
| I563 | Beverage serving activities | - | - | - | - | 533 |
| | I - Ilocos Region | - | 326 | - | - | 53,415 |
| I551 | Short term accommodation activities | - | - | - | - | 34,355 |
| I559 | Other accommodation | - | - | - | - | - |
| I561 | Restaurants and mobile food service activities | - | 326 | - | - | 19,060 |

Continued

TABLE 4 Number of Establishments and Revenue by Type for Accommodation and Food Service Activities Establishments by Region and Industry Group: Philippines, 2018 *(continued)**(Values are in thousand PhP, except for number of establishments. Details may not add-up to total due to rounding and/or statistical disclosure control.)*

| 2009 PSIC Code | Region/ Industry Description | Revenue | | | | |
|----------------------|--|--------------------|-------------------|---------------------|-------------------------|-----------------|
| | | Dividend Income | Royalty Income | Franchise Income | Grants and Donations | Other Income |
| | | (10) | (11) | (12) | (13) | (14) |
| I562 | Event catering and other food service activities | - | - | - | - | - |
| I563 | Beverage serving activities | - | - | - | - | - |
| | II - Cagayan Valley | 25,455 | 15,217 | - | - | 84,594 |
| I551 | Short term accommodation activities | - | - | - | - | 266 |
| I559 | Other accommodation | - | - | - | - | - |
| I561 | Restaurants and mobile food service activities | 25,287 | 15,217 | - | - | 83,271 |
| I562 | Event catering and other food service activities | - | - | - | - | - |
| I563 | Beverage serving activities | 168 | - | - | - | 1,056 |
| | III - Central Luzon | 12 | 407 | 139 | 52,978 | 242,707 |
| I551 | Short term accommodation activities | - | - | - | 52,783 | 97,311 |
| I559 | Other accommodation | - | - | - | - | - |
| I561 | Restaurants and mobile food service activities | 12 | 407 | 139 | 194 | 145,380 |
| I562 | Event catering and other food service activities | - | - | - | - | - |
| I563 | Beverage serving activities | - | - | - | - | 16 |
| | IVA - CALABARZON | 3,624 | 6,285 | 8,882 | - | 472,453 |
| I551 | Short term accommodation activities | 1,014 | - | 2,518 | - | 67,431 |
| I559 | Other accommodation | - | - | - | - | - |
| I561 | Restaurants and mobile food service activities | 2,610 | 6,285 | 6,364 | - | 398,661 |
| I562 | Event catering and other food service activities | - | - | - | - | 6,361 |
| I563 | Beverage serving activities | - | - | - | - | - |
| | MIMAROPA Region | - | - | - | 158 | 70,857 |
| I551 | Short term accommodation activities | - | - | - | - | 26,098 |

Continued

TABLE 4 Number of Establishments and Revenue by Type for Accommodation and Food Service Activities Establishments by Region and Industry Group: Philippines, 2018 *(continued)*

(Values are in thousand PhP, except for number of establishments. Details may not add-up to total due to rounding and/or statistical disclosure control.)

| 2009 PSIC Code | Region/ Industry Description | Revenue | | | | |
|----------------------|--|--------------------|-------------------|---------------------|-------------------------|-----------------|
| | | Dividend Income | Royalty Income | Franchise Income | Grants and Donations | Other Income |
| | | (10) | (11) | (12) | (13) | (14) |
| I561 | Restaurants and mobile food service activities | - | - | - | 158 | 42,803 |
| I562 | Event catering and other food service activities | - | - | - | - | 1,956 |
| I563 | Beverage serving activities | - | - | - | - | - |
| | V - Bicol Region | - | - | - | 66 | 34,741 |
| I551 | Short term accommodation activities | - | - | - | - | 10,938 |
| I559 | Other accommodation | - | - | - | - | - |
| I561 | Restaurants and mobile food service activities | - | - | - | 66 | 23,545 |
| I562 | Event catering and other food service activities | - | - | - | - | 258 |
| I563 | Beverage serving activities | - | - | - | - | - |
| | VI - Western Visayas | 7,789 | 522 | 6,194 | - | 116,385 |
| I551 | Short term accommodation activities | 7,789 | - | - | - | 17,571 |
| I559 | Other accommodation | - | - | - | - | - |
| I561 | Restaurants and mobile food service activities | - | 257 | 3,676 | - | 96,976 |
| I562 | Event catering and other food service activities | - | - | - | - | 1,838 |
| I563 | Beverage serving activities | - | 265 | 2,517 | - | - |
| | VII - Central Visayas | 28,316 | 3,926 | 9,386 | - | 229,660 |
| I551 | Short term accommodation activities | 10,226 | - | 2,061 | - | 131,925 |
| I559 | Other accommodation | - | - | - | - | - |
| I561 | Restaurants and mobile food service activities | 18,090 | 3,926 | 7,325 | - | 93,635 |
| I562 | Event catering and other food service activities | - | - | - | - | 1,077 |
| I563 | Beverage serving activities | - | - | - | - | 3,024 |

Continued

TABLE 4 Number of Establishments and Revenue by Type for Accommodation and Food Service Activities Establishments by Region and Industry Group: Philippines, 2018 *(continued)**(Values are in thousand PhP, except for number of establishments. Details may not add-up to total due to rounding and/or statistical disclosure control.)*

| 2009 PSIC Code | Region/ Industry Description | Revenue | | | | |
|----------------------|--|--------------------|-------------------|---------------------|-------------------------|-----------------|
| | | Dividend Income | Royalty Income | Franchise Income | Grants and Donations | Other Income |
| | | (10) | (11) | (12) | (13) | (14) |
| | VIII - Eastern Visayas | - | - | 4,015 | - | 24,328 |
| I551 | Short term accommodation activities | - | - | 4,015 | - | 20,265 |
| I559 | Other accommodation | - | - | - | - | - |
| I561 | Restaurants and mobile food service activities | - | - | - | - | 4,063 |
| I562 | Event catering and other food service activities | - | - | - | - | - |
| I563 | Beverage serving activities | - | - | - | - | - |
| | IX - Zamboanga Peninsula | - | 254 | 35 | - | 75,295 |
| I551 | Short term accommodation activities | - | - | - | - | - |
| I559 | Other accommodation | - | - | - | - | - |
| I561 | Restaurants and mobile food service activities | - | 254 | - | - | 75,180 |
| I562 | Event catering and other food service activities | - | - | - | - | - |
| I563 | Beverage serving activities | - | - | 35 | - | 114 |
| | X - Northern Mindanao | - | 523 | 5,952 | - | 77,344 |
| I551 | Short term accommodation activities | - | - | - | - | 37,362 |
| I559 | Other accommodation | - | - | - | - | - |
| I561 | Restaurants and mobile food service activities | - | 523 | 5,952 | - | 39,503 |
| I562 | Event catering and other food service activities | - | - | - | - | - |
| I563 | Beverage serving activities | - | - | - | - | 479 |
| | XI - Davao Region | 4,017 | 588 | 79,903 | 575 | 84,332 |
| I551 | Short term accommodation activities | 4,017 | - | 115 | - | 26,441 |
| I559 | Other accommodation | - | - | - | - | 3,690 |
| I561 | Restaurants and mobile food service activities | - | 588 | 79,788 | 575 | 53,618 |

Continued

TABLE 4 Number of Establishments and Revenue by Type for Accommodation and Food Service Activities Establishments by Region and Industry Group: Philippines, 2018 *(concluded)*

(Values are in thousand PhP, except for number of establishments. Details may not add-up to total due to rounding and/or statistical disclosure control.)

| 2009 PSIC Code | Region/ Industry Description | Revenue | | | | |
|----------------------|--|--------------------|-------------------|---------------------|-------------------------|-----------------|
| | | Dividend Income | Royalty Income | Franchise Income | Grants and Donations | Other Income |
| | | (10) | (11) | (12) | (13) | (14) |
| I562 | Event catering and other food service activities | - | - | - | - | 584 |
| I563 | Beverage serving activities | - | - | - | - | - |
| | XII - SOCCSKSARGEN | - | 5,272 | 7,012 | - | 195,387 |
| I551 | Short term accommodation activities | - | - | - | - | 181,009 |
| I559 | Other accommodation | - | - | - | - | - |
| I561 | Restaurants and mobile food service activities | - | 5,272 | 7,012 | - | 8,112 |
| I562 | Event catering and other food service activities | - | - | - | - | 3,710 |
| I563 | Beverage serving activities | - | - | - | - | 2,556 |
| | XIII - Caraga | 2 | 76 | - | 5 | 17,434 |
| I551 | Short term accommodation activities | - | - | - | - | 103 |
| I561 | Restaurants and mobile food service activities | - | - | - | - | 17,031 |
| I562 | Event catering and other food service activities | 2 | 76 | - | 5 | - |
| I563 | Beverage serving activities | - | - | - | - | 300 |
| | Autonomous Region in Muslim Mindanao | - | - | - | - | - |
| I551 | Short term accommodation activities | - | - | - | - | - |
| I561 | Restaurants and mobile food service activities | - | - | - | - | - |
| I562 | Event catering and other food service activities | S | S | S | S | S |
| I563 | Beverage serving activities | S | S | S | S | S |

Note:

- denotes zero value

S- Data Suppressed

Source: Philippine Statistics Authority, 2018 Census of Philippine Business and Industry

TABLE 4.1 Number of Establishments and Revenue from Service Rendered by Type of Transaction for Accommodation and Food Service Activities Establishments by Region and Industry Group: Philippines, 2018

(Values are in thousand PhP, except for number of establishments. Details may not add-up to total due to rounding and/or statistical disclosure control.)

| 2009 PSIC Code | Region/ Industry Description | Number of Establishments | Revenue from Service Rendered | | |
|----------------------|--|--------------------------------|-------------------------------|------------------------------------|-------------------------------------|
| | | | Total | Transactions Within the Country | Transactions Outside the Country |
| | | (1) | (2) | (3) | (4) |
| | PHILIPPINES | 44,487 | 828,572,584 | 828,572,584 | - |
| I551 | Short term accommodation activities | 5,960 | 154,451,479 | 154,451,479 | - |
| I559 | Other accommodation | 734 | 1,955,250 | 1,955,250 | - |
| I561 | Restaurants and mobile food service activities | 33,451 | 617,663,937 | 617,663,937 | - |
| I562 | Event catering and other food service activities | 836 | 14,490,383 | 14,490,383 | - |
| I563 | Beverage serving activities | 3,506 | 40,011,535 | 40,011,535 | - |
| | National Capital Region | 9,706 | 330,624,184 | 330,624,184 | - |
| I551 | Short term accommodation activities | 603 | 59,177,215 | 59,177,215 | - |
| I559 | Other accommodation | 43 | 405,680 | 405,680 | - |
| I561 | Restaurants and mobile food service activities | 8,161 | 245,081,928 | 245,081,928 | - |
| I562 | Event catering and other food service activities | 151 | 7,745,118 | 7,745,118 | - |
| I563 | Beverage serving activities | 748 | 18,214,243 | 18,214,243 | - |
| | Cordillera Administrative Region | 1,293 | 11,532,949 | 11,532,949 | - |
| I551 | Short term accommodation activities | 224 | 2,525,721 | 2,525,721 | - |
| I559 | Other accommodation | 70 | 121,897 | 121,897 | - |
| I561 | Restaurants and mobile food service activities | 870 | 8,407,272 | 8,407,272 | - |
| I562 | Event catering and other food service activities | 7 | 5,920 | 5,920 | - |
| I563 | Beverage serving activities | 122 | 472,138 | 472,138 | - |
| | I - Ilocos Region | 1,544 | 23,725,561 | 23,725,561 | - |
| I551 | Short term accommodation activities | 200 | 2,719,639 | 2,719,639 | - |
| I559 | Other accommodation | 43 | 52,463 | 52,463 | - |
| I561 | Restaurants and mobile food service activities | 1,065 | 20,439,273 | 20,439,273 | - |
| I562 | Event catering and other food service activities | 40 | 37,043 | 37,043 | - |

Continued

TABLE 4.1 Number of Establishments and Revenue from Service Rendered by Type of Transaction for Accommodation and Food Service Activities Establishments by Region and Industry Group: Philippines, 2018 *(continued)**(Values are in thousand PhP, except for number of establishments. Details may not add-up to total due to rounding and/or statistical disclosure control.)*

| 2009 PSIC Code | Region/ Industry Description | Number of Establishments | Revenue from Service Rendered | | |
|----------------------|--|--------------------------------|-------------------------------|------------------------------------|-------------------------------------|
| | | | Total | Transactions Within the Country | Transactions Outside the Country |
| | | (1) | (2) | (3) | (4) |
| I563 | Beverage serving activities | 196 | 477,144 | 477,144 | - |
| | II - Cagayan Valley | 1,499 | 15,673,506 | 15,673,506 | - |
| I551 | Short term accommodation activities | 323 | 1,743,641 | 1,743,641 | - |
| I559 | Other accommodation | 49 | 19,946 | 19,946 | - |
| I561 | Restaurants and mobile food service activities | 1,013 | 13,704,707 | 13,704,707 | - |
| I562 | Event catering and other food service activities | 12 | 16,864 | 16,864 | - |
| I563 | Beverage serving activities | 102 | 188,348 | 188,348 | - |
| | III - Central Luzon | 4,544 | 101,431,708 | 101,431,708 | - |
| I551 | Short term accommodation activities | 663 | 23,955,534 | 23,955,534 | - |
| I559 | Other accommodation | 66 | 427,664 | 427,664 | - |
| I561 | Restaurants and mobile food service activities | 3,094 | 65,961,500 | 65,961,500 | - |
| I562 | Event catering and other food service activities | 96 | 2,382,442 | 2,382,442 | - |
| I563 | Beverage serving activities | 624 | 8,704,567 | 8,704,567 | - |
| | IVA - CALABARZON | 5,001 | 91,443,681 | 91,443,681 | - |
| I551 | Short term accommodation activities | 594 | 7,945,603 | 7,945,603 | - |
| I559 | Other accommodation | 19 | 4,957 | 4,957 | - |
| I561 | Restaurants and mobile food service activities | 3,974 | 79,107,863 | 79,107,863 | - |
| I562 | Event catering and other food service activities | 95 | 966,785 | 966,785 | - |
| I563 | Beverage serving activities | 318 | 3,418,472 | 3,418,472 | - |
| | MIMAROPA Region | 1,277 | 17,789,667 | 17,789,667 | - |
| I551 | Short term accommodation activities | 338 | 7,032,005 | 7,032,005 | - |
| I561 | Restaurants and mobile food service activities | 770 | 9,825,031 | 9,825,031 | - |
| I562 | Event catering and other food service activities | 39 | 256,544 | 256,544 | - |

Continued

TABLE 4.1 Number of Establishments and Revenue from Service Rendered by Type of Transaction for Accommodation and Food Service Activities Establishments by Region and Industry Group: Philippines, 2018 *(continued)**(Values are in thousand PhP, except for number of establishments. Details may not add-up to total due to rounding and/or statistical disclosure control.)*

| 2009 PSIC Code | Region/ Industry Description | Number of Establishments | Revenue from Service Rendered | | |
|----------------------|--|--------------------------------|-------------------------------|------------------------------------|-------------------------------------|
| | | | Total | Transactions Within the Country | Transactions Outside the Country |
| | | (1) | (2) | (3) | (4) |
| I563 | Beverage serving activities | 130 | 676,087 | 676,087 | - |
| | V - Bicol Region | 1,475 | 17,363,444 | 17,363,444 | - |
| I551 | Short term accommodation activities | 287 | 1,506,343 | 1,506,343 | - |
| I559 | Other accommodation | 50 | 140,304 | 140,304 | - |
| I561 | Restaurants and mobile food service activities | 1,043 | 15,370,965 | 15,370,965 | - |
| I562 | Event catering and other food service activities | 22 | 97,500 | 97,500 | - |
| I563 | Beverage serving activities | 72 | 248,333 | 248,333 | - |
| | VI - Western Visayas | 2,650 | 38,657,665 | 38,657,665 | - |
| I551 | Short term accommodation activities | 388 | 6,355,301 | 6,355,301 | - |
| I559 | Other accommodation | 47 | 94,174 | 94,174 | - |
| I561 | Restaurants and mobile food service activities | 1,933 | 31,166,013 | 31,166,013 | - |
| I562 | Event catering and other food service activities | 38 | 94,883 | 94,883 | - |
| I563 | Beverage serving activities | 244 | 947,294 | 947,294 | - |
| | VII - Central Visayas | 3,963 | 72,373,867 | 72,373,867 | - |
| I551 | Short term accommodation activities | 772 | 24,828,395 | 24,828,395 | - |
| I559 | Other accommodation | 44 | 125,438 | 125,438 | - |
| I561 | Restaurants and mobile food service activities | 2,710 | 44,174,910 | 44,174,910 | - |
| I562 | Event catering and other food service activities | 94 | 963,752 | 963,752 | - |
| I563 | Beverage serving activities | 344 | 2,281,372 | 2,281,372 | - |
| | VIII - Eastern Visayas | 1,447 | 7,919,054 | 7,919,054 | - |
| I551 | Short term accommodation activities | 244 | 1,873,797 | 1,873,797 | - |
| I559 | Other accommodation | 79 | 91,100 | 91,100 | - |
| I561 | Restaurants and mobile food service activities | 1,062 | 5,662,942 | 5,662,942 | - |

Continued

TABLE 4.1 Number of Establishments and Revenue from Service Rendered by Type of Transaction for Accommodation and Food Service Activities Establishments by Region and Industry Group: Philippines, 2018 *(continued)**(Values are in thousand PhP, except for number of establishments. Details may not add-up to total due to rounding and/or statistical disclosure control.)*

| 2009 PSIC Code | Region/ Industry Description | Number of Establishments | Revenue from Service Rendered | | |
|----------------------|--|--------------------------------|-------------------------------|------------------------------------|-------------------------------------|
| | | | Total | Transactions Within the Country | Transactions Outside the Country |
| | | (1) | (2) | (3) | (4) |
| I562 | Event catering and other food service activities | 43 | 240,902 | 240,902 | - |
| I563 | Beverage serving activities | 19 | 50,312 | 50,312 | - |
| | IX - Zamboanga Peninsula | 2,197 | 17,018,824 | 17,018,824 | - |
| I551 | Short term accommodation activities | 218 | 1,374,501 | 1,374,501 | - |
| I559 | Other accommodation | 99 | 17,962 | 17,962 | - |
| I561 | Restaurants and mobile food service activities | 1,734 | 15,086,164 | 15,086,164 | - |
| I562 | Event catering and other food service activities | 49 | 226,767 | 226,767 | - |
| I563 | Beverage serving activities | 97 | 313,430 | 313,430 | - |
| | X - Northern Mindanao | 1,981 | 25,320,059 | 25,320,059 | - |
| I551 | Short term accommodation activities | 307 | 3,537,350 | 3,537,350 | - |
| I559 | Other accommodation | 4 | 20,621 | 20,621 | - |
| I561 | Restaurants and mobile food service activities | 1,518 | 20,269,845 | 20,269,845 | - |
| I562 | Event catering and other food service activities | 35 | 373,237 | 373,237 | - |
| I563 | Beverage serving activities | 118 | 1,119,006 | 1,119,006 | - |
| | XI - Davao Region | 1,778 | 30,216,098 | 30,216,098 | - |
| I551 | Short term accommodation activities | 270 | 4,498,092 | 4,498,092 | - |
| I559 | Other accommodation | 69 | 402,160 | 402,160 | - |
| I561 | Restaurants and mobile food service activities | 1,333 | 24,604,181 | 24,604,181 | - |
| I562 | Event catering and other food service activities | 48 | 286,867 | 286,867 | - |
| I563 | Beverage serving activities | 59 | 424,798 | 424,798 | - |
| | XII - SOCCSKSARGEN | 1,877 | 15,643,375 | 15,643,375 | - |
| I551 | Short term accommodation activities | 267 | 2,202,867 | 2,202,867 | - |
| I559 | Other accommodation | 53 | 30,885 | 30,885 | - |

Continued

TABLE 4.1 Number of Establishments and Revenue from Service Rendered by Type of Transaction for Accommodation and Food Service Activities Establishments by Region and Industry Group: Philippines, 2018 *(concluded)**(Values are in thousand PhP, except for number of establishments. Details may not add-up to total due to rounding and/or statistical disclosure control.)*

| 2009 PSIC Code | Region/ Industry Description | Number of Establishments | Revenue from Service Rendered | | |
|----------------------|--|--------------------------------|-------------------------------|------------------------------------|-------------------------------------|
| | | | Total | Transactions Within the Country | Transactions Outside the Country |
| | | (1) | (2) | (3) | (4) |
| I561 | Restaurants and mobile food service activities | 1,390 | 11,145,318 | 11,145,318 | - |
| I562 | Event catering and other food service activities | 50 | 169,589 | 169,589 | - |
| I563 | Beverage serving activities | 117 | 2,094,716 | 2,094,716 | - |
| | XIII - Caraga | 1,359 | 10,851,166 | 10,851,166 | - |
| I551 | Short term accommodation activities | 167 | 3,093,786 | 3,093,786 | - |
| I561 | Restaurants and mobile food service activities | 1,074 | 6,835,923 | 6,835,923 | - |
| I562 | Event catering and other food service activities | 14 | 621,288 | 621,288 | - |
| I563 | Beverage serving activities | 105 | 300,169 | 300,169 | - |
| | Autonomous Region in Muslim Mindanao | 896 | 987,778 | 987,778 | - |
| I551 | Short term accommodation activities | 96 | 81,690 | 81,690 | - |
| I561 | Restaurants and mobile food service activities | 708 | 820,102 | 820,102 | - |
| I562 | Event catering and other food service activities | S | S | S | S |
| I563 | Beverage serving activities | S | S | S | S |

*Note:**- denotes zero value**S- Data Suppressed**Source: Philippine Statistics Authority, 2018 Census of Philippine Business and Industry*

TABLE 4.2 Number of Establishments and Revenue from Non-Industrial Services Done for Others by Type for Accommodation and Food Service Activities Establishments by Region and Industry Group: Philippines, 2018

(Values are in thousand PhP, except for number of establishments. Details may not add-up to total due to rounding and/or statistical disclosure control.)

| 2009 PSIC Code | Region/ Industry Description | Number of Establishments | Revenue from Non-Industrial Services Done for Others | | |
|----------------------|--|--------------------------------|--|--------------------------|--|
| | | | Total | Rent Income from Land | Rental Income from Buildings, Warehouses and Other Structures |
| | | (1) | (2) | (3) | (4) |
| | PHILIPPINES | 44,487 | 4,649,792 | 98,251 | 2,200,837 |
| I551 | Short term accommodation activities | 5,960 | 4,013,349 | 51,648 | 1,978,564 |
| I559 | Other accommodation | 734 | 31,598 | 6,492 | 21,136 |
| I561 | Restaurants and mobile food service activities | 33,451 | 507,647 | 31,961 | 174,992 |
| I562 | Event catering and other food service activities | 836 | 21,000 | 5,741 | 6,991 |
| I563 | Beverage serving activities | 3,506 | 76,198 | 2,410 | 19,155 |
| | National Capital Region | 9,706 | 3,051,444 | 42,042 | 1,330,452 |
| I551 | Short term accommodation activities | 603 | 2,718,904 | 16,808 | 1,251,614 |
| I559 | Other accommodation | 43 | 12,984 | 6,492 | 6,492 |
| I561 | Restaurants and mobile food service activities | 8,161 | 264,254 | 18,742 | 71,122 |
| I562 | Event catering and other food service activities | 151 | 694 | - | 694 |
| I563 | Beverage serving activities | 748 | 54,609 | - | 531 |
| | Cordillera Administrative Region | 1,293 | 177,723 | - | 75,680 |
| I551 | Short term accommodation activities | 224 | 173,225 | - | 74,128 |
| I559 | Other accommodation | 70 | - | - | - |
| I561 | Restaurants and mobile food service activities | 870 | 2,946 | - | - |
| I562 | Event catering and other food service activities | 7 | 1,552 | - | 1,552 |
| I563 | Beverage serving activities | 122 | - | - | - |
| | I - Ilocos Region | 1,544 | 36,455 | 72 | 21,954 |
| I551 | Short term accommodation activities | 200 | 18,336 | 72 | 5,050 |
| I559 | Other accommodation | 43 | - | - | - |
| I561 | Restaurants and mobile food service activities | 1,065 | 18,118 | - | 16,905 |

Continued

TABLE 4.2 Number of Establishments and Revenue from Non-Industrial Services Done for Others by Type for Accommodation and Food Service Activities Establishments by Region and Industry Group: Philippines, 2018 *(continued)**(Values are in thousand PhP, except for number of establishments. Details may not add-up to total due to rounding and/or statistical disclosure control.)*

| 2009 PSIC Code | Region/ Industry Description | Number of Establishments | Revenue from Non-Industrial Services Done for Others | | |
|----------------------|--|--------------------------------|--|--------------------------|--|
| | | | Total | Rent Income from Land | Rental Income from Buildings, Warehouses and Other Structures |
| | | (1) | (2) | (3) | (4) |
| I562 | Event catering and other food service activities | 40 | - | - | - |
| I563 | Beverage serving activities | 196 | - | - | - |
| | II - Cagayan Valley | 1,499 | 20,117 | - | 18,400 |
| I551 | Short term accommodation activities | 323 | 17,605 | - | 16,026 |
| I559 | Other accommodation | 49 | 1,965 | - | 1,965 |
| I561 | Restaurants and mobile food service activities | 1,013 | 138 | - | - |
| I562 | Event catering and other food service activities | 12 | 409 | - | 409 |
| I563 | Beverage serving activities | 102 | - | - | - |
| | III - Central Luzon | 4,544 | 161,337 | 18,111 | 49,086 |
| I551 | Short term accommodation activities | 663 | 125,341 | 3,011 | 29,732 |
| I559 | Other accommodation | 66 | - | - | - |
| I561 | Restaurants and mobile food service activities | 3,094 | 33,043 | 12,690 | 18,887 |
| I562 | Event catering and other food service activities | 96 | - | - | - |
| I563 | Beverage serving activities | 624 | 2,954 | 2,410 | 467 |
| | IVA - CALABARZON | 5,001 | 186,219 | 5,741 | 130,733 |
| I551 | Short term accommodation activities | 594 | 164,152 | - | 121,824 |
| I559 | Other accommodation | 19 | 4,020 | - | 4,020 |
| I561 | Restaurants and mobile food service activities | 3,974 | 12,306 | - | 4,889 |
| I562 | Event catering and other food service activities | 95 | 5,741 | 5,741 | - |
| I563 | Beverage serving activities | 318 | - | - | - |
| | MIMAROPA Region | 1,277 | 73,707 | 1,195 | 61,947 |
| I551 | Short term accommodation activities | 338 | 59,165 | 1,195 | 47,405 |

Continued

TABLE 4.2 Number of Establishments and Revenue from Non-Industrial Services Done for Others by Type for Accommodation and Food Service Activities Establishments by Region and Industry Group: Philippines, 2018 *(continued)**(Values are in thousand PhP, except for number of establishments. Details may not add-up to total due to rounding and/or statistical disclosure control.)*

| 2009 PSIC Code | Region/ Industry Description | Number of Establishments | Revenue from Non-Industrial Services Done for Others | | |
|----------------------|--|--------------------------------|--|--------------------------|--|
| | | | Total | Rent Income from Land | Rental Income from Buildings, Warehouses and Other Structures |
| | | (1) | (2) | (3) | (4) |
| I561 | Restaurants and mobile food service activities | 770 | 14,542 | - | 14,542 |
| I562 | Event catering and other food service activities | 39 | - | - | - |
| I563 | Beverage serving activities | 130 | - | - | - |
| | V - Bicol Region | 1,475 | 47,712 | - | 8,390 |
| I551 | Short term accommodation activities | 287 | 32,172 | - | 4,573 |
| I559 | Other accommodation | 50 | - | - | - |
| I561 | Restaurants and mobile food service activities | 1,043 | 15,475 | - | 3,817 |
| I562 | Event catering and other food service activities | 22 | 64 | - | - |
| I563 | Beverage serving activities | 72 | - | - | - |
| | VI - Western Visayas | 2,650 | 113,661 | 27,950 | 67,640 |
| I551 | Short term accommodation activities | 388 | 105,090 | 27,950 | 63,575 |
| I559 | Other accommodation | 47 | - | - | - |
| I561 | Restaurants and mobile food service activities | 1,933 | 8,571 | - | 4,065 |
| I562 | Event catering and other food service activities | 38 | - | - | - |
| I563 | Beverage serving activities | 244 | - | - | - |
| | VII - Central Visayas | 3,963 | 250,029 | 2,066 | 185,363 |
| I551 | Short term accommodation activities | 772 | 218,544 | 2,066 | 153,884 |
| I559 | Other accommodation | 44 | - | - | - |
| I561 | Restaurants and mobile food service activities | 2,710 | 31,075 | - | 31,068 |
| I562 | Event catering and other food service activities | 94 | 411 | - | 411 |
| I563 | Beverage serving activities | 344 | - | - | - |

Continued

TABLE 4.2 Number of Establishments and Revenue from Non-Industrial Services Done for Others by Type for Accommodation and Food Service Activities Establishments by Region and Industry Group: Philippines, 2018 *(continued)**(Values are in thousand PhP, except for number of establishments. Details may not add-up to total due to rounding and/or statistical disclosure control.)*

| 2009 PSIC Code | Region/ Industry Description | Number of Establishments | Revenue from Non-Industrial Services Done for Others | | |
|----------------------|--|--------------------------------|--|--------------------------|--|
| | | | Total | Rent Income from Land | Rental Income from Buildings, Warehouses and Other Structures |
| | | (1) | (2) | (3) | (4) |
| | VIII - Eastern Visayas | 1,447 | 59,266 | 545 | 34,112 |
| I551 | Short term accommodation activities | 244 | 57,914 | 545 | 33,334 |
| I559 | Other accommodation | 79 | 1,352 | - | 778 |
| I561 | Restaurants and mobile food service activities | 1,062 | - | - | - |
| I562 | Event catering and other food service activities | 43 | - | - | - |
| I563 | Beverage serving activities | 19 | - | - | - |
| | IX - Zamboanga Peninsula | 2,197 | 3,119 | - | 180 |
| I551 | Short term accommodation activities | 218 | 239 | - | 180 |
| I559 | Other accommodation | 99 | 2,880 | - | - |
| I561 | Restaurants and mobile food service activities | 1,734 | - | - | - |
| I562 | Event catering and other food service activities | 49 | - | - | - |
| I563 | Beverage serving activities | 97 | - | - | - |
| | X - Northern Mindanao | 1,981 | 50,414 | - | 35,939 |
| I551 | Short term accommodation activities | 307 | 30,670 | - | 28,260 |
| I559 | Other accommodation | 4 | - | - | - |
| I561 | Restaurants and mobile food service activities | 1,518 | 19,265 | - | 7,679 |
| I562 | Event catering and other food service activities | 35 | - | - | - |
| I563 | Beverage serving activities | 118 | 479 | - | - |
| | XI - Davao Region | 1,778 | 77,967 | 420 | 63,353 |
| I551 | Short term accommodation activities | 270 | 40,837 | - | 36,238 |
| I559 | Other accommodation | 69 | 8,398 | - | 7,881 |
| I561 | Restaurants and mobile food service activities | 1,333 | 4,186 | 420 | 2,018 |

Continued

TABLE 4.2 Number of Establishments and Revenue from Non-Industrial Services Done for Others by Type for Accommodation and Food Service Activities Establishments by Region and Industry Group: Philippines, 2018 *(continued)**(Values are in thousand PhP, except for number of establishments. Details may not add-up to total due to rounding and/or statistical disclosure control.)*

| 2009 PSIC Code | Region/ Industry Description | Number of Establishments | Revenue from Non-Industrial Services Done for Others | | |
|----------------------|--|--------------------------------|--|--------------------------|--|
| | | | Total | Rent Income from Land | Rental Income from Buildings, Warehouses and Other Structures |
| | | (1) | (2) | (3) | (4) |
| I562 | Event catering and other food service activities | 48 | 11,256 | - | 3,926 |
| I563 | Beverage serving activities | 59 | 13,289 | - | 13,289 |
| | XII - SOCCSKSARGEN | 1,877 | 282,669 | 109 | 72,129 |
| I551 | Short term accommodation activities | 267 | 209,640 | - | 72,129 |
| I559 | Other accommodation | 53 | - | - | - |
| I561 | Restaurants and mobile food service activities | 1,390 | 72,156 | 109 | - |
| I562 | Event catering and other food service activities | 50 | 873 | - | - |
| I563 | Beverage serving activities | 117 | - | - | - |
| | XIII - Caraga | 1,359 | 57,954 | - | 45,479 |
| I551 | Short term accommodation activities | 167 | 41,514 | - | 40,611 |
| I561 | Restaurants and mobile food service activities | 1,074 | 11,572 | - | - |
| I562 | Event catering and other food service activities | 14 | - | - | - |
| I563 | Beverage serving activities | 105 | 4,867 | - | 4,867 |
| | Autonomous Region in Muslim Mindanao | 896 | - | - | - |
| I551 | Short term accommodation activities | 96 | - | - | - |
| I561 | Restaurants and mobile food service activities | 708 | - | - | - |
| I562 | Event catering and other food service activities | S | S | S | S |
| I563 | Beverage serving activities | S | S | S | S |

Continued

TABLE 4.2 Number of Establishments and Revenue from Non-Industrial Services Done for Others by Type for Accommodation and Food Service Activities Establishments by Region and Industry Group: Philippines, 2018 *(continued)**(Values are in thousand PhP, except for number of establishments. Details may not add-up to total due to rounding and/or statistical disclosure control.)*

| 2009 PSIC Code | Region/ Industry Description | Revenue from Non-Industrial Services Done for Others | | | |
|----------------------|--|---|--|------------------------|-------------------------------------|
| | | Rental Income from Machinery and Transport Equipment | Rental Income from Office Equipment | Other Rental Income | Other Non-Industrial Services |
| | | (5) | (6) | (7) | (8) |
| | PHILIPPINES | 51,753 | 6,353 | 575,211 | 1,717,386 |
| I551 | Short term accommodation activities | 43,568 | 1,984 | 542,354 | 1,395,231 |
| I559 | Other accommodation | 386 | - | 2,880 | 704 |
| I561 | Restaurants and mobile food service activities | 7,799 | 4,292 | 24,662 | 263,941 |
| I562 | Event catering and other food service activities | - | - | 4,836 | 3,432 |
| I563 | Beverage serving activities | - | 77 | 479 | 54,077 |
| | National Capital Region | 24,695 | - | 412,368 | 1,241,886 |
| I551 | Short term accommodation activities | 19,295 | - | 391,005 | 1,040,183 |
| I559 | Other accommodation | - | - | - | - |
| I561 | Restaurants and mobile food service activities | 5,401 | - | 21,364 | 147,625 |
| I562 | Event catering and other food service activities | - | - | - | - |
| I563 | Beverage serving activities | - | - | - | 54,077 |
| | Cordillera Administrative Region | - | - | 9,490 | 92,553 |
| I551 | Short term accommodation activities | - | - | 6,544 | 92,553 |
| I559 | Other accommodation | - | - | - | - |
| I561 | Restaurants and mobile food service activities | - | - | 2,946 | - |
| I562 | Event catering and other food service activities | - | - | - | - |
| I563 | Beverage serving activities | - | - | - | - |
| | I - Ilocos Region | - | - | 227 | 14,202 |
| I551 | Short term accommodation activities | - | - | 216 | 12,999 |
| I559 | Other accommodation | - | - | - | - |
| I561 | Restaurants and mobile food service activities | - | - | 11 | 1,203 |

Continued

TABLE 4.2 Number of Establishments and Revenue from Non-Industrial Services Done for Others by Type for Accommodation and Food Service Activities Establishments by Region and Industry Group: Philippines, 2018 *(continued)**(Values are in thousand PhP, except for number of establishments. Details may not add-up to total due to rounding and/or statistical disclosure control.)*

| 2009 PSIC Code | Region/ Industry Description | Revenue from Non-Industrial Services Done for Others | | | |
|----------------------|--|---|--|------------------------|-------------------------------------|
| | | Rental Income from Machinery and Transport Equipment | Rental Income from Office Equipment | Other Rental Income | Other Non-Industrial Services |
| | | (5) | (6) | (7) | (8) |
| I562 | Event catering and other food service activities | - | - | - | - |
| I563 | Beverage serving activities | - | - | - | - |
| | II - Cagayan Valley | - | - | 138 | 1,579 |
| I551 | Short term accommodation activities | - | - | - | 1,579 |
| I559 | Other accommodation | - | - | - | - |
| I561 | Restaurants and mobile food service activities | - | - | 138 | - |
| I562 | Event catering and other food service activities | - | - | - | - |
| I563 | Beverage serving activities | - | - | - | - |
| | III - Central Luzon | 1,540 | 77 | 78,817 | 13,706 |
| I551 | Short term accommodation activities | 615 | - | 78,817 | 13,165 |
| I559 | Other accommodation | - | - | - | - |
| I561 | Restaurants and mobile food service activities | 925 | - | - | 542 |
| I562 | Event catering and other food service activities | - | - | - | - |
| I563 | Beverage serving activities | - | 77 | - | - |
| | IVA - CALABARZON | 14,518 | - | 249 | 34,977 |
| I551 | Short term accommodation activities | 13,045 | - | 249 | 29,033 |
| I559 | Other accommodation | - | - | - | - |
| I561 | Restaurants and mobile food service activities | 1,473 | - | - | 5,944 |
| I562 | Event catering and other food service activities | - | - | - | - |
| I563 | Beverage serving activities | - | - | - | - |
| | MIMAROPA Region | - | 1,246 | 9,319 | - |
| I551 | Short term accommodation activities | - | 1,246 | 9,319 | - |

Continued

TABLE 4.2 Number of Establishments and Revenue from Non-Industrial Services Done for Others by Type for Accommodation and Food Service Activities Establishments by Region and Industry Group: Philippines, 2018 *(continued)**(Values are in thousand PhP, except for number of establishments. Details may not add-up to total due to rounding and/or statistical disclosure control.)*

| 2009 PSIC Code | Region/ Industry Description | Revenue from Non-Industrial Services Done for Others | | | |
|----------------------|--|---|--|------------------------|-------------------------------------|
| | | Rental Income from Machinery and Transport Equipment | Rental Income from Office Equipment | Other Rental Income | Other Non-Industrial Services |
| | | (5) | (6) | (7) | (8) |
| I561 | Restaurants and mobile food service activities | - | - | - | - |
| I562 | Event catering and other food service activities | - | - | - | - |
| I563 | Beverage serving activities | - | - | - | - |
| | V - Bicol Region | - | - | 13,463 | 25,858 |
| I551 | Short term accommodation activities | - | - | 13,463 | 14,136 |
| I559 | Other accommodation | - | - | - | - |
| I561 | Restaurants and mobile food service activities | - | - | - | 11,658 |
| I562 | Event catering and other food service activities | - | - | - | 64 |
| I563 | Beverage serving activities | - | - | - | - |
| | VI - Western Visayas | - | 4,292 | 3,824 | 9,955 |
| I551 | Short term accommodation activities | - | - | 3,620 | 9,945 |
| I559 | Other accommodation | - | - | - | - |
| I561 | Restaurants and mobile food service activities | - | 4,292 | 204 | 10 |
| I562 | Event catering and other food service activities | - | - | - | - |
| I563 | Beverage serving activities | - | - | - | - |
| | VII - Central Visayas | 9,710 | 349 | 13,512 | 39,029 |
| I551 | Short term accommodation activities | 9,710 | 349 | 13,512 | 39,022 |
| I559 | Other accommodation | - | - | - | - |
| I561 | Restaurants and mobile food service activities | - | - | - | 6 |
| I562 | Event catering and other food service activities | - | - | - | - |
| I563 | Beverage serving activities | - | - | - | - |

Continued

TABLE 4.2 Number of Establishments and Revenue from Non-Industrial Services Done for Others by Type for Accommodation and Food Service Activities Establishments by Region and Industry Group: Philippines, 2018 *(continued)**(Values are in thousand PhP, except for number of establishments. Details may not add-up to total due to rounding and/or statistical disclosure control.)*

| 2009 PSIC Code | Region/ Industry Description | Revenue from Non-Industrial Services Done for Others | | | |
|----------------------|--|---|--|------------------------|-------------------------------------|
| | | Rental Income from Machinery and Transport Equipment | Rental Income from Office Equipment | Other Rental Income | Other Non-Industrial Services |
| | | (5) | (6) | (7) | (8) |
| | VIII - Eastern Visayas | 386 | - | 22,944 | 1,279 |
| I551 | Short term accommodation activities | - | - | 22,944 | 1,091 |
| I559 | Other accommodation | 386 | - | - | 188 |
| I561 | Restaurants and mobile food service activities | - | - | - | - |
| I562 | Event catering and other food service activities | - | - | - | - |
| I563 | Beverage serving activities | - | - | - | - |
| | IX - Zamboanga Peninsula | - | - | 2,939 | - |
| I551 | Short term accommodation activities | - | - | 59 | - |
| I559 | Other accommodation | - | - | 2,880 | - |
| I561 | Restaurants and mobile food service activities | - | - | - | - |
| I562 | Event catering and other food service activities | - | - | - | - |
| I563 | Beverage serving activities | - | - | - | - |
| | X - Northern Mindanao | - | - | 878 | 13,598 |
| I551 | Short term accommodation activities | - | - | 398 | 2,012 |
| I559 | Other accommodation | - | - | - | - |
| I561 | Restaurants and mobile food service activities | - | - | - | 11,586 |
| I562 | Event catering and other food service activities | - | - | - | - |
| I563 | Beverage serving activities | - | - | 479 | - |
| | XI - Davao Region | - | 390 | 6,170 | 7,634 |
| I551 | Short term accommodation activities | - | 390 | 2,207 | 2,002 |
| I559 | Other accommodation | - | - | - | 516 |
| I561 | Restaurants and mobile food service activities | - | - | - | 1,748 |

Continued

TABLE 4.2 Number of Establishments and Revenue from Non-Industrial Services Done for Others by Type for Accommodation and Food Service Activities Establishments by Region and Industry Group: Philippines, 2018 *(concluded)**(Values are in thousand PhP, except for number of establishments. Details may not add-up to total due to rounding and/or statistical disclosure control.)*

| 2009 PSIC Code | Region/ Industry Description | Revenue from Non-Industrial Services Done for Others | | | |
|----------------------|--|---|--|------------------------|-------------------------------------|
| | | Rental Income from Machinery and Transport Equipment | Rental Income from Office Equipment | Other Rental Income | Other Non-Industrial Services |
| | | (5) | (6) | (7) | (8) |
| I562 | Event catering and other food service activities | - | - | 3,963 | 3,368 |
| I563 | Beverage serving activities | - | - | - | - |
| | XII - SOCCSKSARGEN | - | - | 873 | 209,559 |
| I551 | Short term accommodation activities | - | - | - | 137,511 |
| I559 | Other accommodation | - | - | - | - |
| I561 | Restaurants and mobile food service activities | - | - | - | 72,048 |
| I562 | Event catering and other food service activities | - | - | 873 | - |
| I563 | Beverage serving activities | - | - | - | - |
| | XIII - Caraga | 903 | - | - | 11,572 |
| I551 | Short term accommodation activities | 903 | - | - | - |
| I561 | Restaurants and mobile food service activities | - | - | - | 11,572 |
| I562 | Event catering and other food service activities | - | - | - | - |
| I563 | Beverage serving activities | - | - | - | - |
| | Autonomous Region in Muslim Mindanao | - | - | - | - |
| I551 | Short term accommodation activities | - | - | - | - |
| I561 | Restaurants and mobile food service activities | - | - | - | - |
| I562 | Event catering and other food service activities | S | S | S | S |
| I563 | Beverage serving activities | S | S | S | S |

*Note:**- denotes zero value**S- Data Suppressed**Source: Philippine Statistics Authority, 2018 Census of Philippine Business and Industry*

TABLE 4.3 Number of Establishments and Other Income by Type for Accommodation and Food Service Activities Establishments by Region and Industry Group: Philippines, 2018

(Values are in thousand PhP, except for number of establishments. Details may not add-up to total due to rounding and/or statistical disclosure control.)

| 2009 PSIC Code | Region/ Industry Description | Number of Establishments | Other income | | | |
|----------------------|--|--------------------------------|------------------|------------------------------|---|------------------|
| | | | Total | Foreign Exchange Gains | Gain from Sale of Investment and Marketable Securities | Others |
| | | (1) | (2) | (3) | (4) | (5) |
| | PHILIPPINES | 44,487 | 3,948,383 | 149,812 | 164,425 | 3,634,145 |
| I551 | Short term accommodation activities | 5,960 | 1,479,964 | 108,309 | 69,275 | 1,302,380 |
| I559 | Other accommodation | 734 | 9,397 | 96 | - | 9,301 |
| I561 | Restaurants and mobile food service activities | 33,451 | 2,344,574 | 10,838 | 95,151 | 2,238,586 |
| I562 | Event catering and other food service activities | 836 | 86,146 | 30,569 | - | 55,577 |
| I563 | Beverage serving activities | 3,506 | 28,302 | - | - | 28,302 |
| | National Capital Region | 9,706 | 2,129,551 | 73,667 | 30,011 | 2,025,872 |
| I551 | Short term accommodation activities | 603 | 814,477 | 41,478 | 6,147 | 766,852 |
| I559 | Other accommodation | 43 | 5,707 | 96 | - | 5,611 |
| I561 | Restaurants and mobile food service activities | 8,161 | 1,218,815 | 2,637 | 23,864 | 1,192,313 |
| I562 | Event catering and other food service activities | 151 | 70,330 | 29,456 | - | 40,873 |
| I563 | Beverage serving activities | 748 | 20,223 | - | - | 20,223 |
| | Cordillera Administrative Region | 1,293 | 39,900 | 4,088 | 6,154 | 29,658 |
| I551 | Short term accommodation activities | 224 | 14,410 | 4,088 | 6,154 | 4,169 |
| I559 | Other accommodation | 70 | - | - | - | - |
| I561 | Restaurants and mobile food service activities | 870 | 24,923 | - | - | 24,923 |
| I562 | Event catering and other food service activities | 7 | 34 | - | - | 34 |
| I563 | Beverage serving activities | 122 | 533 | - | - | 533 |
| | I - Ilocos Region | 1,544 | 53,415 | - | - | 53,415 |
| I551 | Short term accommodation activities | 200 | 34,355 | - | - | 34,355 |
| I559 | Other accommodation | 43 | - | - | - | - |
| I561 | Restaurants and mobile food service activities | 1,065 | 19,060 | - | - | 19,060 |

Continued

TABLE 4.3 Number of Establishments and Other Income by Type for Accommodation and Food Service Activities Establishments by Region and Industry Group: Philippines, 2018 *(continued)**(Values are in thousand PhP, except for number of establishments. Details may not add-up to total due to rounding and/or statistical disclosure control.)*

| 2009 PSIC Code | Region/ Industry Description | Number of Establishments | Other income | | | |
|----------------------|--|--------------------------------|----------------|------------------------------|---|----------------|
| | | | Total | Foreign Exchange Gains | Gain from Sale of Investment and Marketable Securities | Others |
| | | (1) | (2) | (3) | (4) | (5) |
| I562 | Event catering and other food service activities | 40 | - | - | - | - |
| I563 | Beverage serving activities | 196 | - | - | - | - |
| | II - Cagayan Valley | 1,499 | 84,594 | - | - | 84,594 |
| I551 | Short term accommodation activities | 323 | 266 | - | - | 266 |
| I559 | Other accommodation | 49 | - | - | - | - |
| I561 | Restaurants and mobile food service activities | 1,013 | 83,271 | - | - | 83,271 |
| I562 | Event catering and other food service activities | 12 | - | - | - | - |
| I563 | Beverage serving activities | 102 | 1,056 | - | - | 1,056 |
| | III - Central Luzon | 4,544 | 242,707 | 19,759 | 36 | 222,911 |
| I551 | Short term accommodation activities | 663 | 97,311 | 19,668 | - | 77,643 |
| I559 | Other accommodation | 66 | - | - | - | - |
| I561 | Restaurants and mobile food service activities | 3,094 | 145,380 | 92 | 36 | 145,252 |
| I562 | Event catering and other food service activities | 96 | - | - | - | - |
| I563 | Beverage serving activities | 624 | 16 | - | - | 16 |
| | IVA - CALABARZON | 5,001 | 472,453 | 1,149 | 779 | 470,525 |
| I551 | Short term accommodation activities | 594 | 67,431 | - | - | 67,431 |
| I559 | Other accommodation | 19 | - | - | - | - |
| I561 | Restaurants and mobile food service activities | 3,974 | 398,661 | 1,113 | 779 | 396,769 |
| I562 | Event catering and other food service activities | 95 | 6,361 | 36 | - | 6,325 |
| I563 | Beverage serving activities | 318 | - | - | - | - |
| | MIMAROPA Region | 1,277 | 70,857 | 6,521 | - | 64,336 |
| I551 | Short term accommodation activities | 338 | 26,098 | 6,486 | - | 19,612 |

Continued

TABLE 4.3 Number of Establishments and Other Income by Type for Accommodation and Food Service Activities Establishments by Region and Industry Group: Philippines, 2018 *(continued)**(Values are in thousand PhP, except for number of establishments. Details may not add-up to total due to rounding and/or statistical disclosure control.)*

| 2009 PSIC Code | Region/ Industry Description | Number of Establishments | Other income | | | |
|----------------------|--|--------------------------------|----------------|------------------------------|---|----------------|
| | | | Total | Foreign Exchange Gains | Gain from Sale of Investment and Marketable Securities | Others |
| | | (1) | (2) | (3) | (4) | (5) |
| I561 | Restaurants and mobile food service activities | 770 | 42,803 | 35 | - | 42,768 |
| I562 | Event catering and other food service activities | 39 | 1,956 | - | - | 1,956 |
| I563 | Beverage serving activities | 130 | - | - | - | - |
| | V - Bicol Region | 1,475 | 34,741 | 35 | - | 34,706 |
| I551 | Short term accommodation activities | 287 | 10,938 | 35 | - | 10,903 |
| I559 | Other accommodation | 50 | - | - | - | - |
| I561 | Restaurants and mobile food service activities | 1,043 | 23,545 | - | - | 23,545 |
| I562 | Event catering and other food service activities | 22 | 258 | - | - | 258 |
| I563 | Beverage serving activities | 72 | - | - | - | - |
| | VI - Western Visayas | 2,650 | 116,385 | 6,578 | - | 109,807 |
| I551 | Short term accommodation activities | 388 | 17,571 | 174 | - | 17,397 |
| I559 | Other accommodation | 47 | - | - | - | - |
| I561 | Restaurants and mobile food service activities | 1,933 | 96,976 | 6,404 | - | 90,572 |
| I562 | Event catering and other food service activities | 38 | 1,838 | - | - | 1,838 |
| I563 | Beverage serving activities | 244 | - | - | - | - |
| | VII - Central Visayas | 3,963 | 229,660 | 37,351 | 17,683 | 174,626 |
| I551 | Short term accommodation activities | 772 | 131,925 | 35,903 | 17,436 | 78,586 |
| I559 | Other accommodation | 44 | - | - | - | - |
| I561 | Restaurants and mobile food service activities | 2,710 | 93,635 | 371 | 248 | 93,016 |
| I562 | Event catering and other food service activities | 94 | 1,077 | 1,077 | - | - |
| I563 | Beverage serving activities | 344 | 3,024 | - | - | 3,024 |

Continued

TABLE 4.3 Number of Establishments and Other Income by Type for Accommodation and Food Service Activities Establishments by Region and Industry Group: Philippines, 2018 *(continued)**(Values are in thousand PhP, except for number of establishments. Details may not add-up to total due to rounding and/or statistical disclosure control.)*

| 2009 PSIC Code | Region/ Industry Description | Number of Establishments | Other income | | | |
|----------------------|--|--------------------------------|---------------|------------------------------|---|---------------|
| | | | Total | Foreign Exchange Gains | Gain from Sale of Investment and Marketable Securities | Others |
| | | (1) | (2) | (3) | (4) | (5) |
| | VIII - Eastern Visayas | 1,447 | 24,328 | 129 | - | 24,199 |
| I551 | Short term accommodation activities | 244 | 20,265 | 129 | - | 20,136 |
| I559 | Other accommodation | 79 | - | - | - | - |
| I561 | Restaurants and mobile food service activities | 1,062 | 4,063 | - | - | 4,063 |
| I562 | Event catering and other food service activities | 43 | - | - | - | - |
| I563 | Beverage serving activities | 19 | - | - | - | - |
| | IX - Zamboanga Peninsula | 2,197 | 75,295 | - | 51,589 | 23,706 |
| I551 | Short term accommodation activities | 218 | - | - | - | - |
| I559 | Other accommodation | 99 | - | - | - | - |
| I561 | Restaurants and mobile food service activities | 1,734 | 75,180 | - | 51,589 | 23,591 |
| I562 | Event catering and other food service activities | 49 | - | - | - | - |
| I563 | Beverage serving activities | 97 | 114 | - | - | 114 |
| | X - Northern Mindanao | 1,981 | 77,344 | 1 | 52,685 | 24,658 |
| I551 | Short term accommodation activities | 307 | 37,362 | 1 | 34,051 | 3,310 |
| I559 | Other accommodation | 4 | - | - | - | - |
| I561 | Restaurants and mobile food service activities | 1,518 | 39,503 | - | 18,634 | 20,869 |
| I562 | Event catering and other food service activities | 35 | - | - | - | - |
| I563 | Beverage serving activities | 118 | 479 | - | - | 479 |
| | XI - Davao Region | 1,778 | 84,332 | 347 | 5,487 | 78,498 |
| I551 | Short term accommodation activities | 270 | 26,441 | 347 | 5,487 | 20,606 |
| I559 | Other accommodation | 69 | 3,690 | - | - | 3,690 |
| I561 | Restaurants and mobile food service activities | 1,333 | 53,618 | - | - | 53,618 |

Continued

TABLE 4.3 Number of Establishments and Other Income by Type for Accommodation and Food Service Activities Establishments by Region and Industry Group: Philippines, 2018 *(concluded)**(Values are in thousand PhP, except for number of establishments. Details may not add-up to total due to rounding and/or statistical disclosure control.)*

| 2009 PSIC Code | Region/ Industry Description | Number of Establishments | Other income | | | |
|----------------------|--|--------------------------------|----------------|------------------------------|---|----------------|
| | | | Total | Foreign Exchange Gains | Gain from Sale of Investment and Marketable Securities | Others |
| | | (1) | (2) | (3) | (4) | (5) |
| I562 | Event catering and other food service activities | 48 | 584 | - | - | 584 |
| I563 | Beverage serving activities | 59 | - | - | - | - |
| | XII - SOCCSKSARGEN | 1,877 | 195,387 | 187 | - | 195,200 |
| I551 | Short term accommodation activities | 267 | 181,009 | - | - | 181,009 |
| I559 | Other accommodation | 53 | - | - | - | - |
| I561 | Restaurants and mobile food service activities | 1,390 | 8,112 | 187 | - | 7,925 |
| I562 | Event catering and other food service activities | 50 | 3,710 | - | - | 3,710 |
| I563 | Beverage serving activities | 117 | 2,556 | - | - | 2,556 |
| | XIII - Caraga | 1,359 | 17,434 | - | - | 17,434 |
| I551 | Short term accommodation activities | 167 | 103 | - | - | 103 |
| I561 | Restaurants and mobile food service activities | 1,074 | 17,031 | - | - | 17,031 |
| I562 | Event catering and other food service activities | 14 | - | - | - | - |
| I563 | Beverage serving activities | 105 | 300 | - | - | 300 |
| | Autonomous Region in Muslim Mindanao | 896 | - | - | - | - |
| I551 | Short term accommodation activities | 96 | - | - | - | - |
| I561 | Restaurants and mobile food service activities | 708 | - | - | - | - |
| I562 | Event catering and other food service activities | S | S | S | S | S |
| I563 | Beverage serving activities | S | S | S | S | S |

Note:

- denotes zero value

S- Data Suppressed

Source: Philippine Statistics Authority, 2018 Census of Philippine Business and Industry

TABLE 5 Number of Establishments and Expense by Type for Accommodation and Food Service Activities Establishments by Region and Industry Group: Philippines, 2018

(Values are in thousand PhP, except for number of establishments. Details may not add-up to total due to rounding and/or statistical disclosure control.)

| 2009 PSIC Code | Region/ Industry Description | Number of Establishments | Expense | | | |
|----------------------|--|--------------------------------|--------------------|---|-------------------------------------|---------------------------|
| | | | Total | Total Compensation Excluding R&D Personnel | Compensation of R&D Personnel | Materials and supplies |
| | | (1) | (2) | (3) | (4) | (5) |
| | PHILIPPINES | 44,487 | 725,862,351 | 94,872,988 | 62,503 | 283,883,474 |
| I551 | Short term accommodation activities | 5,960 | 138,985,315 | 26,023,826 | 1,444 | 34,785,503 |
| I559 | Other accommodation | 734 | 1,482,860 | 255,261 | - | 269,620 |
| I561 | Restaurants and mobile food service activities | 33,451 | 542,647,432 | 61,199,048 | 56,132 | 230,836,632 |
| I562 | Event catering and other food service activities | 836 | 11,634,757 | 1,711,033 | 1,942 | 5,812,289 |
| I563 | Beverage serving activities | 3,506 | 31,111,987 | 5,683,820 | 2,985 | 12,179,429 |
| | National Capital Region | 9,706 | 302,076,408 | 41,837,028 | 38,280 | 101,629,804 |
| I551 | Short term accommodation activities | 603 | 59,848,072 | 11,939,603 | - | 7,860,875 |
| I559 | Other accommodation | 43 | 385,176 | 76,029 | - | 25,624 |
| I561 | Restaurants and mobile food service activities | 8,161 | 222,272,830 | 26,115,601 | 35,934 | 87,557,449 |
| I562 | Event catering and other food service activities | 151 | 6,083,716 | 1,071,790 | 725 | 1,965,382 |
| I563 | Beverage serving activities | 748 | 13,486,613 | 2,634,005 | 1,620 | 4,220,474 |
| | Cordillera Administrative Region | 1,293 | 9,984,097 | 1,679,411 | - | 2,439,597 |
| I551 | Short term accommodation activities | 224 | 2,174,709 | 570,793 | - | 443,778 |
| I559 | Other accommodation | 70 | 85,670 | 10,997 | - | 50,486 |
| I561 | Restaurants and mobile food service activities | 870 | 7,403,638 | 999,726 | - | 1,836,462 |
| I562 | Event catering and other food service activities | 7 | 20,071 | 6,628 | - | 1,563 |
| I563 | Beverage serving activities | 122 | 300,009 | 91,267 | - | 107,309 |
| | I - Ilocos Region | 1,544 | 19,099,481 | 2,448,192 | - | 8,263,384 |
| I551 | Short term accommodation activities | 200 | 2,365,281 | 483,867 | - | 1,067,242 |
| I559 | Other accommodation | 43 | 30,618 | 11,059 | - | 7,501 |
| I561 | Restaurants and mobile food service activities | 1,065 | 16,259,429 | 1,821,570 | - | 7,009,327 |

Continued

TABLE 5 Number of Establishments and Expense by Type for Accommodation and Food Service Activities Establishments by Region and Industry Group: Philippines, 2018 *(continued)*

(Values are in thousand PhP, except for number of establishments. Details may not add-up to total due to rounding and/or statistical disclosure control.)

| 2009 PSIC Code | Region/ Industry Description | Number of Establishments | Expense | | | |
|----------------------|--|--------------------------------|-------------------|---|-------------------------------------|---------------------------|
| | | | Total | Total Compensation Excluding R&D Personnel | Compensation of R&D Personnel | Materials and supplies |
| | | (1) | (2) | (3) | (4) | (5) |
| I562 | Event catering and other food service activities | 40 | 21,898 | 5,659 | - | 6,198 |
| I563 | Beverage serving activities | 196 | 422,255 | 126,038 | - | 173,116 |
| | II - Cagayan Valley | 1,499 | 13,516,533 | 1,829,087 | - | 5,596,936 |
| I551 | Short term accommodation activities | 323 | 1,334,970 | 427,536 | - | 341,690 |
| I559 | Other accommodation | 49 | 15,551 | 4,615 | - | 321 |
| I561 | Restaurants and mobile food service activities | 1,013 | 11,999,818 | 1,353,951 | - | 5,178,813 |
| I562 | Event catering and other food service activities | 12 | 15,315 | 5,895 | - | 1,442 |
| I563 | Beverage serving activities | 102 | 150,879 | 37,089 | - | 74,670 |
| | III - Central Luzon | 4,544 | 81,592,874 | 10,311,795 | 16,110 | 36,751,591 |
| I551 | Short term accommodation activities | 663 | 19,570,841 | 2,426,216 | - | 7,939,250 |
| I559 | Other accommodation | 66 | 160,432 | 27,809 | - | 73,113 |
| I561 | Restaurants and mobile food service activities | 3,094 | 52,743,009 | 6,501,865 | 14,745 | 23,184,447 |
| I562 | Event catering and other food service activities | 96 | 1,784,691 | 97,037 | - | 1,598,352 |
| I563 | Beverage serving activities | 624 | 7,333,901 | 1,258,868 | 1,364 | 3,956,430 |
| | IVA - CALABARZON | 5,001 | 81,812,488 | 9,994,574 | 3,200 | 35,424,389 |
| I551 | Short term accommodation activities | 594 | 6,942,487 | 1,754,221 | - | 1,697,795 |
| I559 | Other accommodation | 19 | 6,702 | 1,802 | - | 80 |
| I561 | Restaurants and mobile food service activities | 3,974 | 71,633,937 | 7,574,471 | 1,983 | 32,396,224 |
| I562 | Event catering and other food service activities | 95 | 882,731 | 154,699 | 1,217 | 506,696 |
| I563 | Beverage serving activities | 318 | 2,346,632 | 509,381 | - | 823,593 |

Continued

TABLE 5 Number of Establishments and Expense by Type for Accommodation and Food Service Activities Establishments by Region and Industry Group: Philippines, 2018 *(continued)**(Values are in thousand PhP, except for number of establishments. Details may not add-up to total due to rounding and/or statistical disclosure control.)*

| 2009 PSIC Code | Region/ Industry Description | Number of Establishments | Expense | | | |
|----------------------|--|--------------------------------|-------------------|---|-------------------------------------|---------------------------|
| | | | Total | Total Compensation Excluding R&D Personnel | Compensation of R&D Personnel | Materials and supplies |
| | | (1) | (2) | (3) | (4) | (5) |
| | MIMAROPA Region | 1,277 | 15,458,751 | 1,919,302 | - | 4,953,546 |
| I551 | Short term accommodation activities | 338 | 5,988,133 | 1,130,339 | - | 1,686,058 |
| I561 | Restaurants and mobile food service activities | 770 | 8,681,530 | 650,511 | - | 2,736,756 |
| I562 | Event catering and other food service activities | 39 | 228,262 | 33,698 | - | 166,608 |
| I563 | Beverage serving activities | 130 | 560,826 | 104,753 | - | 364,124 |
| | V - Bicol Region | 1,475 | 11,801,925 | 1,557,311 | 131 | 4,301,512 |
| I551 | Short term accommodation activities | 287 | 1,316,784 | 307,872 | - | 454,125 |
| I559 | Other accommodation | 50 | 137,042 | 14,841 | - | 21,671 |
| I561 | Restaurants and mobile food service activities | 1,043 | 10,113,379 | 1,170,614 | 131 | 3,717,305 |
| I562 | Event catering and other food service activities | 22 | 81,028 | 16,666 | - | 41,863 |
| I563 | Beverage serving activities | 72 | 153,692 | 47,318 | - | 66,548 |
| | VI - Western Visayas | 2,650 | 35,702,478 | 3,928,199 | - | 16,791,688 |
| I551 | Short term accommodation activities | 388 | 5,392,711 | 1,024,545 | - | 1,734,351 |
| I559 | Other accommodation | 47 | 86,585 | 15,031 | - | 1,355 |
| I561 | Restaurants and mobile food service activities | 1,933 | 29,396,129 | 2,724,274 | - | 14,659,422 |
| I562 | Event catering and other food service activities | 38 | 72,146 | 12,484 | - | 33,733 |
| I563 | Beverage serving activities | 244 | 754,909 | 151,865 | - | 362,827 |
| | VII - Central Visayas | 3,963 | 64,191,511 | 8,630,401 | - | 28,818,448 |
| I551 | Short term accommodation activities | 772 | 20,119,469 | 3,609,602 | - | 5,213,592 |
| I559 | Other accommodation | 44 | 103,186 | 25,759 | - | 7,955 |
| I561 | Restaurants and mobile food service activities | 2,710 | 40,964,973 | 4,559,751 | - | 21,939,800 |
| I562 | Event catering and other food service activities | 94 | 860,956 | 140,794 | - | 606,420 |

Continued

TABLE 5 Number of Establishments and Expense by Type for Accommodation and Food Service Activities Establishments by Region and Industry Group: Philippines, 2018 *(continued)*

(Values are in thousand PhP, except for number of establishments. Details may not add-up to total due to rounding and/or statistical disclosure control.)

| 2009 PSIC Code | Region/ Industry Description | Number of Establishments | Expense | | | |
|----------------------|--|--------------------------------|------------|---|-------------------------------------|---------------------------|
| | | | Total | Total Compensation Excluding R&D Personnel | Compensation of R&D Personnel | Materials and supplies |
| | | (1) | (2) | (3) | (4) | (5) |
| I563 | Beverage serving activities | 344 | 2,142,927 | 294,496 | - | 1,050,680 |
| | VIII - Eastern Visayas | 1,447 | 6,496,620 | 1,002,444 | - | 2,702,445 |
| I551 | Short term accommodation activities | 244 | 1,578,744 | 292,422 | - | 492,847 |
| I559 | Other accommodation | 79 | 70,985 | 17,244 | - | 4,358 |
| I561 | Restaurants and mobile food service activities | 1,062 | 4,622,713 | 639,092 | - | 2,073,881 |
| I562 | Event catering and other food service activities | 43 | 196,179 | 39,057 | - | 128,787 |
| I563 | Beverage serving activities | 19 | 27,999 | 14,629 | - | 2,572 |
| | IX - Zamboanga Peninsula | 2,197 | 14,367,587 | 1,834,175 | - | 6,212,138 |
| I551 | Short term accommodation activities | 218 | 1,143,155 | 232,047 | - | 489,062 |
| I559 | Other accommodation | 99 | 13,622 | 3,264 | - | 576 |
| I561 | Restaurants and mobile food service activities | 1,734 | 12,874,633 | 1,526,388 | - | 5,575,143 |
| I562 | Event catering and other food service activities | 49 | 135,216 | 23,089 | - | 52,295 |
| I563 | Beverage serving activities | 97 | 200,961 | 49,387 | - | 95,062 |
| | X - Northern Mindanao | 1,981 | 16,792,110 | 2,113,979 | 4,783 | 6,996,217 |
| I551 | Short term accommodation activities | 307 | 2,295,700 | 415,862 | 1,444 | 686,094 |
| I559 | Other accommodation | 4 | 18,824 | 9,144 | - | 732 |
| I561 | Restaurants and mobile food service activities | 1,518 | 13,252,012 | 1,560,637 | 3,339 | 6,105,855 |
| I562 | Event catering and other food service activities | 35 | 345,639 | 17,651 | - | 57,925 |
| I563 | Beverage serving activities | 118 | 879,934 | 110,686 | - | 145,612 |
| | XI - Davao Region | 1,778 | 28,576,800 | 3,102,666 | - | 10,257,187 |
| I551 | Short term accommodation activities | 270 | 3,582,316 | 737,533 | - | 1,162,956 |
| I559 | Other accommodation | 69 | 343,920 | 30,916 | - | 75,364 |

Continued

TABLE 5 Number of Establishments and Expense by Type for Accommodation and Food Service Activities Establishments by Region and Industry Group: Philippines, 2018 *(continued)**(Values are in thousand PhP, except for number of establishments. Details may not add-up to total due to rounding and/or statistical disclosure control.)*

| 2009 PSIC Code | Region/ Industry Description | Number of Establishments | Expense | | | |
|----------------------|---|--------------------------------|-------------------|---|-------------------------------------|---------------------------|
| | | | Total | Total Compensation Excluding R&D Personnel | Compensation of R&D Personnel | Materials and supplies |
| | | (1) | (2) | (3) | (4) | (5) |
| I561 | Restaurants and mobile food service activities | 1,333 | 24,066,878 | 2,224,254 | - | 8,755,716 |
| I562 | Event catering and other food service activities | 48 | 204,132 | 45,813 | - | 65,621 |
| I563 | Beverage serving activities | 59 | 379,554 | 64,150 | - | 197,529 |
| | XII - SOCCSKSARGEN | 1,877 | 14,480,434 | 1,597,357 | - | 7,101,316 |
| I551 | Short term accommodation activities | 267 | 2,373,096 | 367,780 | - | 1,386,527 |
| I559 | Other accommodation | 53 | 24,548 | 6,750 | - | 483 |
| I561 | Restaurants and mobile food service activities | 1,390 | 10,225,925 | 1,089,777 | - | 5,141,468 |
| I562 | Event catering and other food service activities | 50 | 147,833 | 21,925 | - | 95,603 |
| I563 | Beverage serving activities | 117 | 1,709,031 | 111,124 | - | 477,235 |
| | XIII - Caraga | 1,359 | 9,275,278 | 858,073 | - | 5,394,271 |
| I551 | Short term accommodation activities | 167 | 2,872,045 | 261,945 | - | 2,111,106 |
| I561 | Restaurants and mobile food service activities | 1,074 | 5,624,194 | 518,562 | - | 2,747,086 |
| I562 | Event catering and other food service activities | 14 | 550,499 | 15,425 | - | 483,042 |
| I563 | Beverage serving activities | 105 | 228,540 | 62,142 | - | 53,037 |
| | Autonomous Region in Muslim Mindanao | 896 | 636,977 | 228,993 | - | 249,003 |
| I551 | Short term accommodation activities | 96 | 86,801 | 41,645 | - | 18,155 |
| I561 | Restaurants and mobile food service activities | 708 | 512,406 | 168,006 | - | 221,477 |
| I562 | Event catering and other food service activities | S | S | S | S | S |
| I563 | Beverage serving activities | S | S | S | S | S |

Continued

TABLE 5 Number of Establishments and Expense by Type for Accommodation and Food Service Activities Establishments by Region and Industry Group: Philippines, 2018 *(continued)*

(Values are in thousand PhP, except for number of establishments. Details may not add-up to total due to rounding and/or statistical disclosure control.)

| 2009 PSIC Code | Region/ Industry Description | Expense | | | | | |
|----------------------|--|------------------------|--|-------------------|------------------|---|---|
| | | Real Estate Sold | Fuels, Lubricants, Oils and Greases | Electricity | Water | Industrial Service Done by Others | Non-Industrial Service Done by Others |
| | | (6) | (7) | (8) | (9) | (10) | (11) |
| | PHILIPPINES | 465,993 | 11,044,188 | 36,543,141 | 7,574,409 | 23,010,930 | 168,617,118 |
| I551 | Short term accommodation activities | 465,993 | 1,734,411 | 10,473,889 | 2,520,375 | 6,508,401 | 28,557,788 |
| I559 | Other accommodation | - | 28,214 | 172,586 | 60,319 | 71,501 | 349,780 |
| I561 | Restaurants and mobile food service activities | - | 8,940,648 | 23,964,926 | 4,572,974 | 14,524,365 | 131,653,346 |
| I562 | Event catering and other food service activities | - | 131,035 | 249,392 | 84,747 | 463,713 | 1,212,929 |
| I563 | Beverage serving activities | - | 209,881 | 1,682,348 | 335,994 | 1,442,949 | 6,843,275 |
| | National Capital Region | 444,383 | 4,425,570 | 14,292,080 | 3,545,704 | 10,097,008 | 84,819,491 |
| I551 | Short term accommodation activities | 444,383 | 660,930 | 4,014,886 | 1,230,825 | 2,942,214 | 15,936,887 |
| I559 | Other accommodation | - | 430 | 52,915 | 15,700 | 13,264 | 104,576 |
| I561 | Restaurants and mobile food service activities | - | 3,620,392 | 9,364,214 | 2,118,961 | 6,069,661 | 63,934,435 |
| I562 | Event catering and other food service activities | - | 66,971 | 130,983 | 58,885 | 380,346 | 1,014,707 |
| I563 | Beverage serving activities | - | 76,847 | 729,082 | 121,333 | 691,523 | 3,828,885 |
| | Cordillera Administrative Region | - | 217,035 | 342,424 | 129,221 | 239,991 | 3,515,994 |
| I551 | Short term accommodation activities | - | 21,415 | 113,077 | 44,429 | 97,131 | 538,159 |
| I559 | Other accommodation | - | 1,335 | 4,562 | 1,424 | 1,728 | 1,929 |
| I561 | Restaurants and mobile food service activities | - | 192,864 | 215,580 | 77,380 | 132,772 | 2,922,428 |
| I562 | Event catering and other food service activities | - | 559 | 773 | 321 | 551 | 374 |
| I563 | Beverage serving activities | - | 862 | 8,433 | 5,667 | 7,809 | 53,105 |
| | I - Ilocos Region | - | 276,841 | 1,034,525 | 175,126 | 450,221 | 3,695,253 |
| I551 | Short term accommodation activities | - | 42,590 | 224,683 | 44,796 | 77,236 | 133,060 |
| I559 | Other accommodation | - | 27 | 6,761 | 1,006 | 576 | 552 |
| I561 | Restaurants and mobile food service activities | - | 230,548 | 774,468 | 124,873 | 367,567 | 3,514,868 |

Continued

TABLE 5 Number of Establishments and Expense by Type for Accommodation and Food Service Activities Establishments by Region and Industry Group: Philippines, 2018 *(continued)**(Values are in thousand PhP, except for number of establishments. Details may not add-up to total due to rounding and/or statistical disclosure control.)*

| 2009 PSIC Code | Region/ Industry Description | Expense | | | | | |
|----------------------|--|------------------------|--|------------------|----------------|---|---|
| | | Real Estate Sold | Fuels, Lubricants, Oils and Greases | Electricity | Water | Industrial Service Done by Others | Non-Industrial Service Done by Others |
| | | (6) | (7) | (8) | (9) | (10) | (11) |
| I562 | Event catering and other food service activities | - | 915 | 992 | 150 | 1,025 | 2,993 |
| I563 | Beverage serving activities | - | 2,761 | 27,621 | 4,301 | 3,818 | 43,780 |
| | II - Cagayan Valley | - | 236,989 | 644,761 | 127,065 | 284,050 | 2,617,443 |
| I551 | Short term accommodation activities | - | 31,656 | 150,495 | 35,570 | 25,062 | 147,468 |
| I559 | Other accommodation | - | 132 | 1,615 | 652 | 136 | 1,647 |
| I561 | Restaurants and mobile food service activities | - | 203,473 | 484,343 | 88,377 | 256,909 | 2,448,857 |
| I562 | Event catering and other food service activities | - | 149 | 1,123 | 443 | - | 2,102 |
| I563 | Beverage serving activities | - | 1,580 | 7,184 | 2,023 | 1,943 | 17,370 |
| | III - Central Luzon | - | 1,104,834 | 4,152,208 | 711,204 | 1,585,003 | 14,903,950 |
| I551 | Short term accommodation activities | - | 126,355 | 1,222,741 | 169,509 | 524,796 | 3,561,807 |
| I559 | Other accommodation | - | 781 | 36,308 | 8,408 | 1,847 | 3,408 |
| I561 | Restaurants and mobile food service activities | - | 922,618 | 2,467,250 | 401,280 | 950,711 | 10,242,015 |
| I562 | Event catering and other food service activities | - | 3,201 | 15,602 | 3,193 | 2,298 | 28,633 |
| I563 | Beverage serving activities | - | 51,878 | 410,307 | 128,814 | 105,352 | 1,068,088 |
| | IVA - CALABARZON | 16,735 | 1,539,314 | 4,142,363 | 754,189 | 3,712,046 | 15,488,366 |
| I551 | Short term accommodation activities | 16,735 | 89,032 | 598,391 | 127,539 | 509,429 | 1,053,772 |
| I559 | Other accommodation | - | 61 | 932 | 451 | - | 292 |
| I561 | Restaurants and mobile food service activities | - | 1,415,964 | 3,366,014 | 605,222 | 2,779,314 | 14,001,871 |
| I562 | Event catering and other food service activities | - | 16,425 | 33,312 | 3,529 | 53,467 | 76,394 |
| I563 | Beverage serving activities | - | 17,833 | 143,714 | 17,447 | 369,836 | 356,037 |

Continued

TABLE 5 Number of Establishments and Expense by Type for Accommodation and Food Service Activities Establishments by Region and Industry Group: Philippines, 2018 *(continued)*

(Values are in thousand PhP, except for number of establishments. Details may not add-up to total due to rounding and/or statistical disclosure control.)

| 2009 PSIC Code | Region/ Industry Description | Expense | | | | | |
|----------------------|--|------------------------|--|------------------|----------------|---|---|
| | | Real Estate Sold | Fuels, Lubricants, Oils and Greases | Electricity | Water | Industrial Service Done by Others | Non-Industrial Service Done by Others |
| | | (6) | (7) | (8) | (9) | (10) | (11) |
| | MIMAROPA Region | - | 313,624 | 814,707 | 149,668 | 602,834 | 4,028,596 |
| I551 | Short term accommodation activities | - | 124,804 | 377,876 | 83,789 | 364,371 | 1,145,575 |
| I561 | Restaurants and mobile food service activities | - | 176,475 | 418,397 | 61,614 | 231,787 | 2,841,803 |
| I562 | Event catering and other food service activities | - | 1,593 | 4,334 | 74 | 941 | 13,898 |
| I563 | Beverage serving activities | - | 10,753 | 14,101 | 4,191 | 5,735 | 27,320 |
| | V - Bicol Region | - | 215,971 | 642,903 | 105,753 | 302,345 | 2,978,769 |
| I551 | Short term accommodation activities | - | 32,407 | 99,668 | 20,155 | 34,721 | 111,130 |
| I559 | Other accommodation | - | 823 | 7,674 | 1,028 | - | 71,045 |
| I561 | Restaurants and mobile food service activities | - | 175,154 | 524,985 | 80,418 | 260,668 | 2,777,549 |
| I562 | Event catering and other food service activities | - | 4,538 | 3,940 | 1,845 | 1,028 | 5,386 |
| I563 | Beverage serving activities | - | 3,049 | 6,636 | 2,306 | 5,929 | 13,658 |
| | VI - Western Visayas | 436 | 514,805 | 2,234,818 | 354,461 | 1,024,700 | 5,910,104 |
| I551 | Short term accommodation activities | 436 | 94,267 | 603,596 | 114,931 | 320,791 | 636,951 |
| I559 | Other accommodation | - | 648 | 7,820 | 1,206 | 9,743 | 20,581 |
| I561 | Restaurants and mobile food service activities | - | 413,825 | 1,585,299 | 228,728 | 678,512 | 5,133,848 |
| I562 | Event catering and other food service activities | - | 1,406 | 2,442 | 623 | 579 | 6,206 |
| I563 | Beverage serving activities | - | 4,659 | 35,660 | 8,973 | 15,076 | 112,517 |
| | VII - Central Visayas | 2,589 | 839,183 | 3,322,136 | 516,047 | 2,282,919 | 11,740,364 |
| I551 | Short term accommodation activities | 2,589 | 304,934 | 1,767,289 | 279,652 | 1,057,587 | 4,306,838 |
| I559 | Other accommodation | - | 17,191 | 7,536 | 2,061 | 6,774 | 26,817 |
| I561 | Restaurants and mobile food service activities | - | 500,915 | 1,449,874 | 217,429 | 1,159,930 | 6,963,933 |
| I562 | Event catering and other food service activities | - | 9,403 | 17,061 | 3,809 | 6,211 | 17,668 |

Continued

TABLE 5 Number of Establishments and Expense by Type for Accommodation and Food Service Activities Establishments by Region and Industry Group: Philippines, 2018 *(continued)**(Values are in thousand PhP, except for number of establishments. Details may not add-up to total due to rounding and/or statistical disclosure control.)*

| 2009 PSIC Code | Region/ Industry Description | Expense | | | | | |
|----------------------|--|------------------------|--|------------------|----------------|---|---|
| | | Real Estate Sold | Fuels, Lubricants, Oils and Greases | Electricity | Water | Industrial Service Done by Others | Non-Industrial Service Done by Others |
| | | (6) | (7) | (8) | (9) | (10) | (11) |
| I563 | Beverage serving activities | - | 6,740 | 80,377 | 13,095 | 52,417 | 425,108 |
| | VIII - Eastern Visayas | - | 76,212 | 339,224 | 71,071 | 239,443 | 1,125,588 |
| I551 | Short term accommodation activities | - | 26,902 | 148,026 | 30,751 | 156,347 | 174,753 |
| I559 | Other accommodation | - | 1,588 | 9,844 | 2,870 | 12,987 | 2,208 |
| I561 | Restaurants and mobile food service activities | - | 42,124 | 173,592 | 36,331 | 68,043 | 937,641 |
| I562 | Event catering and other food service activities | - | 4,678 | 3,774 | 450 | 1,267 | 8,225 |
| I563 | Beverage serving activities | - | 920 | 3,987 | 669 | 798 | 2,761 |
| | IX - Zamboanga Peninsula | - | 212,759 | 700,068 | 139,994 | 306,634 | 3,154,266 |
| I551 | Short term accommodation activities | - | 35,742 | 137,872 | 41,414 | 38,009 | 73,015 |
| I559 | Other accommodation | - | 274 | 4,096 | 1,414 | 524 | 547 |
| I561 | Restaurants and mobile food service activities | - | 166,128 | 541,372 | 93,664 | 253,762 | 3,052,329 |
| I562 | Event catering and other food service activities | - | 8,198 | 3,544 | 1,038 | 6,839 | 7,226 |
| I563 | Beverage serving activities | - | 2,417 | 13,184 | 2,464 | 7,499 | 21,148 |
| | X - Northern Mindanao | - | 264,679 | 1,018,115 | 240,069 | 419,500 | 2,853,044 |
| I551 | Short term accommodation activities | - | 39,788 | 338,174 | 105,374 | 124,048 | 176,546 |
| I559 | Other accommodation | - | 79 | 2,416 | 1,599 | 1,525 | 452 |
| I561 | Restaurants and mobile food service activities | - | 217,296 | 619,012 | 124,816 | 281,615 | 2,556,675 |
| I562 | Event catering and other food service activities | - | 1,213 | 5,783 | 3,760 | 727 | 10,961 |
| I563 | Beverage serving activities | - | 6,303 | 52,730 | 4,520 | 11,586 | 108,409 |
| | XI - Davao Region | 1,850 | 444,321 | 1,813,352 | 289,022 | 855,052 | 7,440,167 |
| I551 | Short term accommodation activities | 1,850 | 41,265 | 368,326 | 87,569 | 132,950 | 379,591 |
| I559 | Other accommodation | - | 4,806 | 21,439 | 21,246 | 21,298 | 114,737 |

Continued

TABLE 5 Number of Establishments and Expense by Type for Accommodation and Food Service Activities Establishments by Region and Industry Group: Philippines, 2018 *(continued)*

(Values are in thousand PhP, except for number of establishments. Details may not add-up to total due to rounding and/or statistical disclosure control.)

| 2009 PSIC Code | Region/ Industry Description | Expense | | | | | |
|----------------------|--|------------------------|--|----------------|----------------|---|---|
| | | Real Estate Sold | Fuels, Lubricants, Oils and Greases | Electricity | Water | Industrial Service Done by Others | Non-Industrial Service Done by Others |
| | | (6) | (7) | (8) | (9) | (10) | (11) |
| I561 | Restaurants and mobile food service activities | - | 388,904 | 1,388,478 | 170,635 | 689,530 | 6,883,892 |
| I562 | Event catering and other food service activities | - | 7,798 | 8,618 | 2,807 | 3,622 | 10,776 |
| I563 | Beverage serving activities | - | 1,549 | 26,491 | 6,766 | 7,652 | 51,171 |
| | XII - SOCCSKSARGEN | - | 168,571 | 623,439 | 137,586 | 496,635 | 2,889,613 |
| I551 | Short term accommodation activities | - | 28,227 | 150,047 | 37,997 | 69,678 | 114,789 |
| I559 | Other accommodation | - | 39 | 8,669 | 1,253 | 1,100 | 989 |
| I561 | Restaurants and mobile food service activities | - | 120,831 | 358,174 | 86,820 | 272,432 | 2,119,925 |
| I562 | Event catering and other food service activities | - | 1,186 | 6,353 | 2,261 | 3,572 | 3,891 |
| I563 | Beverage serving activities | - | 18,288 | 100,195 | 9,255 | 149,854 | 650,019 |
| | XIII - Caraga | - | 157,441 | 402,565 | 114,570 | 111,058 | 1,395,096 |
| I551 | Short term accommodation activities | - | 31,057 | 149,782 | 59,508 | 33,930 | 65,713 |
| I561 | Restaurants and mobile food service activities | - | 120,220 | 221,797 | 50,477 | 69,767 | 1,267,204 |
| I562 | Event catering and other food service activities | - | 2,721 | 10,316 | 1,267 | 1,238 | 3,425 |
| I563 | Beverage serving activities | - | 3,443 | 20,671 | 3,318 | 6,123 | 58,753 |
| | Autonomous Region in Muslim Mindanao | - | 36,040 | 23,454 | 13,661 | 1,491 | 61,016 |
| I551 | Short term accommodation activities | - | 3,040 | 8,960 | 6,567 | 102 | 1,733 |
| I561 | Restaurants and mobile food service activities | - | 32,919 | 12,076 | 5,949 | 1,385 | 54,073 |
| I562 | Event catering and other food service activities | S | S | S | S | S | S |
| I563 | Beverage serving activities | S | S | S | S | S | S |

Continued

TABLE 5 Number of Establishments and Expense by Type for Accommodation and Food Service Activities Establishments by Region and Industry Group: Philippines, 2018 *(continued)**(Values are in thousand PhP, except for number of establishments. Details may not add-up to total due to rounding and/or statistical disclosure control.)*

| 2009 PSIC Code | Region/ Industry Description | Expense | | | | |
|----------------------|--|-----------------------|---------------------|--|-----------------------------|--|
| | | Cost of Goods Sold | Interest Expense | Taxes on Products and Other Taxes on Production | Research and Development | Environmental protection Expense |
| | | (12) | (13) | (14) | (15) | (16) |
| | PHILIPPINES | 257,558 | 4,331,105 | 16,265,866 | 138,396 | 794,293 |
| I551 | Short term accommodation activities | 122,707 | 3,168,148 | 3,455,090 | 5,962 | 103,637 |
| I559 | Other accommodation | - | 17,413 | 39,541 | - | 566 |
| I561 | Restaurants and mobile food service activities | 134,851 | 1,048,113 | 11,958,938 | 131,337 | 669,402 |
| I562 | Event catering and other food service activities | - | 42,470 | 199,647 | 566 | 7,537 |
| I563 | Beverage serving activities | - | 54,962 | 612,651 | 531 | 13,151 |
| | National Capital Region | 66,773 | 2,593,212 | 7,182,418 | 21,715 | 340,232 |
| I551 | Short term accommodation activities | 66,773 | 2,026,386 | 1,461,019 | 121 | 4,013 |
| I559 | Other accommodation | - | - | 14,452 | - | - |
| I561 | Restaurants and mobile food service activities | - | 542,714 | 5,270,857 | 21,239 | 320,001 |
| I562 | Event catering and other food service activities | - | 5,809 | 120,437 | 312 | 6,510 |
| I563 | Beverage serving activities | - | 18,302 | 315,653 | 44 | 9,708 |
| | Cordillera Administrative Region | - | 40,518 | 339,974 | 718 | 874 |
| I551 | Short term accommodation activities | - | 16,156 | 61,924 | 698 | 654 |
| I559 | Other accommodation | - | - | 2,719 | - | - |
| I561 | Restaurants and mobile food service activities | - | 22,261 | 256,039 | 20 | 192 |
| I562 | Event catering and other food service activities | - | 1,971 | 506 | - | 27 |
| I563 | Beverage serving activities | - | 130 | 18,787 | - | - |
| | I - Ilocos Region | - | 21,595 | 321,066 | 2,350 | 3,672 |
| I551 | Short term accommodation activities | - | 15,223 | 39,861 | 1,820 | 176 |
| I559 | Other accommodation | - | - | 785 | - | - |
| I561 | Restaurants and mobile food service activities | - | 6,371 | 263,155 | 530 | 3,496 |

Continued

TABLE 5 Number of Establishments and Expense by Type for Accommodation and Food Service Activities Establishments by Region and Industry Group: Philippines, 2018 *(continued)*

(Values are in thousand PhP, except for number of establishments. Details may not add-up to total due to rounding and/or statistical disclosure control.)

| 2009 PSIC Code | Region/ Industry Description | Expense | | | | |
|----------------------|--|-----------------------|---------------------|--|-----------------------------|--|
| | | Cost of Goods Sold | Interest Expense | Taxes on Products and Other Taxes on Production | Research and Development | Environmental protection Expense |
| | | (12) | (13) | (14) | (15) | (16) |
| I562 | Event catering and other food service activities | - | - | 476 | - | - |
| I563 | Beverage serving activities | - | - | 16,788 | - | - |
| | II - Cagayan Valley | - | 43,605 | 264,264 | 483 | 3,460 |
| I551 | Short term accommodation activities | - | 13,165 | 32,633 | 294 | 3,210 |
| I559 | Other accommodation | - | - | 390 | - | - |
| I561 | Restaurants and mobile food service activities | - | 27,569 | 226,501 | 189 | 241 |
| I562 | Event catering and other food service activities | - | 2,404 | 1,122 | - | 9 |
| I563 | Beverage serving activities | - | 467 | 3,617 | - | - |
| | III - Central Luzon | - | 462,184 | 1,813,190 | 17,219 | 25,140 |
| I551 | Short term accommodation activities | - | 246,867 | 446,693 | 17 | 650 |
| I559 | Other accommodation | - | - | 1,327 | - | - |
| I561 | Restaurants and mobile food service activities | - | 191,571 | 1,260,272 | 16,716 | 24,372 |
| I562 | Event catering and other food service activities | - | 11,375 | 5,642 | - | - |
| I563 | Beverage serving activities | - | 12,371 | 99,256 | 486 | 119 |
| | IVA - CALABARZON | - | 138,045 | 1,712,964 | 41,283 | 167,268 |
| I551 | Short term accommodation activities | - | 37,034 | 231,275 | - | 21,210 |
| I559 | Other accommodation | - | - | 332 | - | - |
| I561 | Restaurants and mobile food service activities | - | 98,042 | 1,441,459 | 41,029 | 146,058 |
| I562 | Event catering and other food service activities | - | 2,969 | 14,935 | 255 | - |
| I563 | Beverage serving activities | - | - | 24,963 | - | - |
| | MIMAROPA Region | 44,297 | 96,523 | 360,311 | 6 | 45,418 |
| I551 | Short term accommodation activities | 44,297 | 94,187 | 146,702 | 6 | 10,790 |

Continued

TABLE 5 Number of Establishments and Expense by Type for Accommodation and Food Service Activities Establishments by Region and Industry Group: Philippines, 2018 *(continued)**(Values are in thousand PhP, except for number of establishments. Details may not add-up to total due to rounding and/or statistical disclosure control.)*

| 2009 PSIC Code | Region/ Industry Description | Expense | | | | |
|----------------------|--|-----------------------|---------------------|--|-----------------------------|--|
| | | Cost of Goods Sold | Interest Expense | Taxes on Products and Other Taxes on Production | Research and Development | Environmental protection Expense |
| | | (12) | (13) | (14) | (15) | (16) |
| I561 | Restaurants and mobile food service activities | - | 2,335 | 197,033 | - | 34,537 |
| I562 | Event catering and other food service activities | - | - | 501 | - | - |
| I563 | Beverage serving activities | - | - | 16,074 | - | 91 |
| | V - Bicol Region | - | 153,931 | 302,750 | 22,837 | 7,065 |
| I551 | Short term accommodation activities | - | 140,557 | 24,708 | - | 266 |
| I559 | Other accommodation | - | 760 | 2,782 | - | - |
| I561 | Restaurants and mobile food service activities | - | 11,779 | 272,665 | 22,837 | 6,798 |
| I562 | Event catering and other food service activities | - | 834 | 653 | - | 1 |
| I563 | Beverage serving activities | - | - | 1,942 | - | - |
| | VI - Western Visayas | - | 77,179 | 941,269 | 1,675 | 24,086 |
| I551 | Short term accommodation activities | - | 35,608 | 148,002 | 1,675 | 12,951 |
| I559 | Other accommodation | - | - | 5,401 | - | 566 |
| I561 | Restaurants and mobile food service activities | - | 32,598 | 765,123 | - | 10,292 |
| I562 | Event catering and other food service activities | - | 7,589 | 2,553 | - | - |
| I563 | Beverage serving activities | - | 1,384 | 20,190 | - | 277 |
| | VII - Central Visayas | 16,908 | 321,119 | 1,412,658 | 538 | 128,960 |
| I551 | Short term accommodation activities | 1,760 | 281,865 | 500,499 | 52 | 48,403 |
| I559 | Other accommodation | - | 984 | 2,010 | - | - |
| I561 | Restaurants and mobile food service activities | 15,148 | 32,271 | 850,541 | 486 | 77,554 |
| I562 | Event catering and other food service activities | - | 515 | 10,991 | - | 990 |
| I563 | Beverage serving activities | - | 5,484 | 48,617 | - | 2,013 |

Continued

TABLE 5 Number of Establishments and Expense by Type for Accommodation and Food Service Activities Establishments by Region and Industry Group: Philippines, 2018 *(continued)*

(Values are in thousand PhP, except for number of establishments. Details may not add-up to total due to rounding and/or statistical disclosure control.)

| 2009 PSIC Code | Region/ Industry Description | Expense | | | | |
|----------------------|--|-----------------------|---------------------|--|-----------------------------|--|
| | | Cost of Goods Sold | Interest Expense | Taxes on Products and Other Taxes on Production | Research and Development | Environmental protection Expense |
| | | (12) | (13) | (14) | (15) | (16) |
| | VIII - Eastern Visayas | 9,876 | 13,916 | 194,791 | - | 8,672 |
| I551 | Short term accommodation activities | 9,876 | 12,935 | 43,655 | - | 515 |
| I559 | Other accommodation | - | - | 3,118 | - | - |
| I561 | Restaurants and mobile food service activities | - | 861 | 142,361 | - | 8,157 |
| I562 | Event catering and other food service activities | - | 121 | 4,907 | - | - |
| I563 | Beverage serving activities | - | - | 750 | - | - |
| | IX - Zamboanga Peninsula | 119,703 | 27,101 | 175,799 | - | 4,640 |
| I551 | Short term accommodation activities | - | 11,214 | 25,241 | - | - |
| I559 | Other accommodation | - | - | 426 | - | - |
| I561 | Restaurants and mobile food service activities | 119,703 | 14,923 | 144,471 | - | 4,640 |
| I562 | Event catering and other food service activities | - | 964 | 1,770 | - | - |
| I563 | Beverage serving activities | - | - | 3,891 | - | - |
| | X - Northern Mindanao | - | 163,865 | 318,688 | 963 | 16,471 |
| I551 | Short term accommodation activities | - | 123,719 | 70,254 | 653 | 127 |
| I559 | Other accommodation | - | - | 65 | - | - |
| I561 | Restaurants and mobile food service activities | - | 37,107 | 234,536 | 310 | 15,400 |
| I562 | Event catering and other food service activities | - | 2,200 | 2,437 | - | - |
| I563 | Beverage serving activities | - | 839 | 11,397 | - | 944 |
| | XI - Davao Region | - | 96,550 | 518,939 | 240 | 8,773 |
| I551 | Short term accommodation activities | - | 66,071 | 123,822 | 225 | 377 |
| I559 | Other accommodation | - | 15,669 | 5,105 | - | - |
| I561 | Restaurants and mobile food service activities | - | 12,635 | 377,782 | 14 | 8,397 |

Continued

TABLE 5 Number of Establishments and Expense by Type for Accommodation and Food Service Activities Establishments by Region and Industry Group: Philippines, 2018 *(continued)**(Values are in thousand PhP, except for number of establishments. Details may not add-up to total due to rounding and/or statistical disclosure control.)*

| 2009 PSIC Code | Region/ Industry Description | Expense | | | | |
|----------------------|--|-----------------------|---------------------|--|-----------------------------|--|
| | | Cost of Goods Sold | Interest Expense | Taxes on Products and Other Taxes on Production | Research and Development | Environmental protection Expense |
| | | (12) | (13) | (14) | (15) | (16) |
| I562 | Event catering and other food service activities | - | 2,026 | 1,965 | - | - |
| I563 | Beverage serving activities | - | 149 | 10,265 | - | - |
| | XII - SOCCSKSARGEN | - | 64,406 | 244,007 | 179 | 9,201 |
| I551 | Short term accommodation activities | - | 29,947 | 36,748 | 179 | 238 |
| I559 | Other accommodation | - | - | 628 | - | - |
| I561 | Restaurants and mobile food service activities | - | 15,020 | 190,487 | - | 8,963 |
| I562 | Event catering and other food service activities | - | 3,693 | 3,037 | - | - |
| I563 | Beverage serving activities | - | 15,747 | 13,108 | - | - |
| | XIII - Caraga | - | 17,140 | 155,164 | 28,190 | 304 |
| I551 | Short term accommodation activities | - | 16,996 | 60,124 | 222 | - |
| I561 | Restaurants and mobile food service activities | - | 55 | 60,151 | 27,968 | 304 |
| I562 | Event catering and other food service activities | - | - | 27,659 | - | - |
| I563 | Beverage serving activities | - | 88 | 7,231 | - | - |
| | Autonomous Region in Muslim Mindanao | - | 216 | 7,614 | - | 57 |
| I551 | Short term accommodation activities | - | 216 | 1,932 | - | 57 |
| I561 | Restaurants and mobile food service activities | - | - | 5,507 | - | - |
| I562 | Event catering and other food service activities | S | S | S | S | S |
| I563 | Beverage serving activities | S | S | S | S | S |

Continued

TABLE 5 Number of Establishments and Expense by Type for Accommodation and Food Service Activities Establishments by Region and Industry Group: Philippines, 2018 *(continued)*

(Values are in thousand PhP, except for number of establishments. Details may not add-up to total due to rounding and/or statistical disclosure control.)

| 2009 PSIC Code | Region/ Industry Description | Expense | | | | | |
|----------------------|--|-------------------|------------------|---------------|----------------|-------------------|------------------|
| | | Royalty Fee | Franchise Fee | Payouts | Amortization | Depreciation | Other Expense |
| | | (17) | (18) | (19) | (20) | (21) | (22) |
| | PHILIPPINES | 28,264,446 | 2,587,280 | 79,980 | 833,003 | 37,226,675 | 9,009,004 |
| I551 | Short term accommodation activities | 604,858 | 842,237 | 79,980 | 119,729 | 16,023,368 | 3,387,970 |
| I559 | Other accommodation | - | - | - | 2,035 | 171,546 | 44,477 |
| I561 | Restaurants and mobile food service activities | 27,284,428 | 1,744,373 | - | 680,138 | 19,295,201 | 3,952,579 |
| I562 | Event catering and other food service activities | 4,587 | 6 | - | 2,975 | 573,173 | 1,136,716 |
| I563 | Beverage serving activities | 370,573 | 664 | - | 28,126 | 1,163,387 | 487,262 |
| | National Capital Region | 8,341,164 | 683,662 | - | 451,935 | 16,590,452 | 4,675,495 |
| I551 | Short term accommodation activities | 485,319 | 18,987 | - | 64,116 | 9,078,974 | 1,611,760 |
| I559 | Other accommodation | - | - | - | 1,608 | 43,317 | 37,259 |
| I561 | Restaurants and mobile food service activities | 7,669,355 | 664,415 | - | 369,045 | 6,707,040 | 1,891,517 |
| I562 | Event catering and other food service activities | 656 | 6 | - | 2,896 | 205,387 | 1,051,915 |
| I563 | Beverage serving activities | 185,833 | 254 | - | 14,270 | 555,735 | 83,044 |
| | Cordillera Administrative Region | 381,828 | 27,817 | - | 36,787 | 484,946 | 106,962 |
| I551 | Short term accommodation activities | 2,835 | - | - | 56 | 201,704 | 61,899 |
| I559 | Other accommodation | - | - | - | - | 9,831 | 660 |
| I561 | Restaurants and mobile food service activities | 378,992 | 27,817 | - | 36,730 | 260,301 | 44,073 |
| I562 | Event catering and other food service activities | - | - | - | - | 6,799 | - |
| I563 | Beverage serving activities | - | - | - | - | 6,312 | 329 |
| | I - Ilocos Region | 1,223,913 | 113,919 | - | 37,276 | 877,524 | 154,626 |
| I551 | Short term accommodation activities | - | - | - | 372 | 207,150 | 27,206 |
| I559 | Other accommodation | - | - | - | - | 2,350 | - |
| I561 | Restaurants and mobile food service activities | 1,223,913 | 113,919 | - | 36,904 | 644,114 | 123,809 |

Continued

TABLE 5 Number of Establishments and Expense by Type for Accommodation and Food Service Activities Establishments by Region and Industry Group: Philippines, 2018 *(continued)**(Values are in thousand PhP, except for number of establishments. Details may not add-up to total due to rounding and/or statistical disclosure control.)*

| 2009 PSIC Code | Region/ Industry Description | Expense | | | | | |
|----------------------|--|------------------|------------------|---------------|----------------|------------------|----------------|
| | | Royalty Fee | Franchise Fee | Payouts | Amortization | Depreciation | Other Expense |
| | | (17) | (18) | (19) | (20) | (21) | (22) |
| I562 | Event catering and other food service activities | - | - | - | - | 2,130 | 1,359 |
| I563 | Beverage serving activities | - | - | - | - | 21,781 | 2,251 |
| | II - Cagayan Valley | 1,059,804 | 54,518 | - | 8,023 | 710,972 | 35,073 |
| I551 | Short term accommodation activities | 12 | - | - | 64 | 121,396 | 4,719 |
| I559 | Other accommodation | - | - | - | - | 5,760 | 283 |
| I561 | Restaurants and mobile food service activities | 1,059,792 | 54,518 | - | 7,945 | 579,119 | 29,220 |
| I562 | Event catering and other food service activities | - | - | - | 13 | 612 | - |
| I563 | Beverage serving activities | - | - | - | - | 4,085 | 851 |
| | III - Central Luzon | 3,879,189 | 1,022,577 | 79,980 | 104,839 | 3,903,215 | 748,647 |
| I551 | Short term accommodation activities | 1,009 | 812,824 | 79,980 | 18,290 | 1,631,161 | 362,677 |
| I559 | Other accommodation | - | - | - | - | 6,837 | 593 |
| I561 | Restaurants and mobile food service activities | 3,857,536 | 209,709 | - | 84,563 | 2,037,187 | 376,155 |
| I562 | Event catering and other food service activities | 3,930 | - | - | 11 | 11,152 | 4,265 |
| I563 | Beverage serving activities | 16,713 | 44 | - | 1,976 | 216,878 | 4,956 |
| | IVA - CALABARZON | 4,350,136 | 142,902 | - | 66,323 | 3,594,264 | 524,126 |
| I551 | Short term accommodation activities | 2,604 | 988 | - | 2,067 | 661,727 | 138,668 |
| I559 | Other accommodation | - | - | - | - | 2,751 | - |
| I561 | Restaurants and mobile food service activities | 4,347,532 | 141,915 | - | 64,201 | 2,830,040 | 382,598 |
| I562 | Event catering and other food service activities | - | - | - | 54 | 16,668 | 2,110 |
| I563 | Beverage serving activities | - | - | - | - | 83,077 | 750 |
| | MIMAROPA Region | 811,467 | 980 | - | 4,136 | 1,142,805 | 170,533 |
| I551 | Short term accommodation activities | 1,758 | - | - | 1,822 | 632,340 | 143,418 |

Continued

TABLE 5 Number of Establishments and Expense by Type for Accommodation and Food Service Activities Establishments by Region and Industry Group: Philippines, 2018 *(continued)*

(Values are in thousand PhP, except for number of establishments. Details may not add-up to total due to rounding and/or statistical disclosure control.)

| 2009 PSIC Code | Region/ Industry Description | Expense | | | | | |
|----------------------|--|------------------|----------------|----------|---------------|------------------|------------------|
| | | Royalty Fee | Franchise Fee | Payouts | Amortization | Depreciation | Other Expense |
| | | (17) | (18) | (19) | (20) | (21) | (22) |
| I561 | Restaurants and mobile food service activities | 808,428 | 980 | - | 2,314 | 496,651 | 21,909 |
| I562 | Event catering and other food service activities | - | - | - | - | 2,649 | 3,966 |
| I563 | Beverage serving activities | 1,280 | - | - | - | 11,164 | 1,240 |
| | V - Bicol Region | 674,007 | 26,251 | - | 7,260 | 409,262 | 93,868 |
| I551 | Short term accommodation activities | 11 | - | - | 707 | 75,424 | 15,033 |
| I559 | Other accommodation | - | - | - | - | 16,417 | - |
| I561 | Restaurants and mobile food service activities | 673,996 | 26,251 | - | 6,553 | 309,301 | 76,376 |
| I562 | Event catering and other food service activities | - | - | - | - | 2,535 | 1,738 |
| I563 | Beverage serving activities | - | - | - | - | 5,585 | 722 |
| | VI - Western Visayas | 1,666,985 | 75,094 | - | 19,387 | 1,835,032 | 302,561 |
| I551 | Short term accommodation activities | - | - | - | 203 | 564,154 | 100,249 |
| I559 | Other accommodation | - | - | - | - | 23,541 | 692 |
| I561 | Restaurants and mobile food service activities | 1,665,009 | 75,094 | - | 18,658 | 1,210,037 | 195,410 |
| I562 | Event catering and other food service activities | - | - | - | - | 4,274 | 257 |
| I563 | Beverage serving activities | 1,975 | - | - | 526 | 33,026 | 5,953 |
| | VII - Central Visayas | 1,835,453 | 134,320 | - | 48,276 | 3,051,500 | 1,089,693 |
| I551 | Short term accommodation activities | 108,431 | 9,439 | - | 28,833 | 1,807,386 | 790,719 |
| I559 | Other accommodation | - | - | - | 427 | 4,463 | 1,209 |
| I561 | Restaurants and mobile food service activities | 1,682,668 | 124,881 | - | 12,487 | 1,124,888 | 252,418 |
| I562 | Event catering and other food service activities | - | - | - | - | 10,863 | 36,231 |
| I563 | Beverage serving activities | 44,354 | - | - | 6,529 | 103,901 | 9,116 |

Continued

TABLE 5 Number of Establishments and Expense by Type for Accommodation and Food Service Activities Establishments by Region and Industry Group: Philippines, 2018 *(continued)**(Values are in thousand PhP, except for number of establishments. Details may not add-up to total due to rounding and/or statistical disclosure control.)*

| 2009 PSIC Code | Region/ Industry Description | Expense | | | | | |
|----------------------|--|------------------|----------------|----------|---------------|------------------|----------------|
| | | Royalty Fee | Franchise Fee | Payouts | Amortization | Depreciation | Other Expense |
| | | (17) | (18) | (19) | (20) | (21) | (22) |
| | VIII - Eastern Visayas | 264,744 | 17,148 | - | 7,632 | 313,718 | 109,697 |
| I551 | Short term accommodation activities | 20 | - | - | 13 | 141,373 | 48,310 |
| I559 | Other accommodation | - | - | - | - | 16,445 | 323 |
| I561 | Restaurants and mobile food service activities | 264,724 | 17,148 | - | 7,619 | 151,339 | 59,797 |
| I562 | Event catering and other food service activities | - | - | - | - | 3,658 | 1,254 |
| I563 | Beverage serving activities | - | - | - | - | 902 | 11 |
| | IX - Zamboanga Peninsula | 934,501 | 8,172 | - | 2,440 | 449,861 | 85,335 |
| I551 | Short term accommodation activities | 62 | - | - | 252 | 51,650 | 7,576 |
| I559 | Other accommodation | - | - | - | - | 2,360 | 140 |
| I561 | Restaurants and mobile food service activities | 931,703 | 8,172 | - | 2,188 | 389,207 | 50,840 |
| I562 | Event catering and other food service activities | - | - | - | - | 4,021 | 26,231 |
| I563 | Beverage serving activities | 2,736 | - | - | - | 2,625 | 547 |
| | X - Northern Mindanao | 564,919 | 39,528 | - | 11,417 | 1,060,669 | 705,203 |
| I551 | Short term accommodation activities | - | - | - | 2,020 | 195,432 | 16,165 |
| I559 | Other accommodation | - | - | - | - | 1,761 | 1,052 |
| I561 | Restaurants and mobile food service activities | 545,392 | 39,162 | - | 7,702 | 590,210 | 312,946 |
| I562 | Event catering and other food service activities | - | - | - | - | 241,614 | 1,370 |
| I563 | Beverage serving activities | 19,526 | 366 | - | 1,695 | 31,652 | 373,670 |
| | XI - Davao Region | 1,401,006 | 138,505 | - | 17,802 | 2,072,768 | 118,599 |
| I551 | Short term accommodation activities | - | - | - | 60 | 434,975 | 44,747 |
| I559 | Other accommodation | - | - | - | - | 31,074 | 2,265 |
| I561 | Restaurants and mobile food service activities | 1,398,714 | 138,505 | - | 17,722 | 1,545,516 | 66,183 |

Continued

TABLE 5 Number of Establishments and Expense by Type for Accommodation and Food Service Activities Establishments by Region and Industry Group: Philippines, 2018 *(concluded)*

(Values are in thousand PhP, except for number of establishments. Details may not add-up to total due to rounding and/or statistical disclosure control.)

| 2009 PSIC Code | Region/ Industry Description | Expense | | | | | |
|----------------------|--|----------------|---------------|----------|--------------|----------------|---------------|
| | | Royalty Fee | Franchise Fee | Payouts | Amortization | Depreciation | Other Expense |
| | | (17) | (18) | (19) | (20) | (21) | (22) |
| I562 | Event catering and other food service activities | - | - | - | - | 50,093 | 4,994 |
| I563 | Beverage serving activities | 2,292 | - | - | 20 | 11,109 | 410 |
| | XII - SOCCSKSARGEN | 524,188 | 94,466 | - | 7,516 | 465,790 | 56,163 |
| I551 | Short term accommodation activities | - | - | - | 493 | 145,309 | 5,137 |
| I559 | Other accommodation | - | - | - | - | 4,637 | - |
| I561 | Restaurants and mobile food service activities | 431,347 | 94,466 | - | 3,912 | 243,794 | 48,510 |
| I562 | Event catering and other food service activities | - | - | - | - | 6,116 | 196 |
| I563 | Beverage serving activities | 92,842 | - | - | 3,110 | 65,934 | 2,321 |
| | XIII - Caraga | 351,143 | 7,421 | - | 1,954 | 253,399 | 27,490 |
| I551 | Short term accommodation activities | 2,795 | - | - | 360 | 69,766 | 8,742 |
| I561 | Restaurants and mobile food service activities | 345,327 | 7,421 | - | 1,594 | 169,433 | 16,829 |
| I562 | Event catering and other food service activities | - | - | - | - | 4,579 | 828 |
| I563 | Beverage serving activities | 3,021 | - | - | - | 9,622 | 1,091 |
| | Autonomous Region in Muslim Mindanao | - | - | - | - | 10,497 | 4,934 |
| I551 | Short term accommodation activities | - | - | - | - | 3,447 | 945 |
| I561 | Restaurants and mobile food service activities | - | - | - | - | 7,025 | 3,989 |
| I562 | Event catering and other food service activities | S | S | S | S | S | S |
| I563 | Beverage serving activities | S | S | S | S | S | S |

Note:

- denotes zero value

S- Data Suppressed

Source: Philippine Statistics Authority, 2018 Census of Philippine Business and Industry

TABLE 5.1 Number of Establishments and Real Estate Sold by Type for Accommodation and Food Service Activities
Establishments by Region and Industry Group: Philippines, 2018

(Values are in thousand PhP, except for number of establishments. Details may not add-up to total due to rounding and/or statistical disclosure control.)

| 2009 PSIC Code | Region/ Industry Description | Number of Establishments | Real Estate Sold | Real Estate for Sale Inventories, Beginning | Real Estate Purchased for Sale | Real Estate for Sale Inventories, Ending |
|----------------------|--|--------------------------------|---------------------|--|--------------------------------------|---|
| | | (1) | (2) | (3) | (4) | (5) |
| | PHILIPPINES | 44,487 | 465,993 | 1,023,680 | 59,375 | 617,062 |
| I551 | Short term accommodation activities | 5,960 | 465,993 | 1,023,680 | 59,375 | 617,062 |
| I559 | Other accommodation | 734 | - | - | - | - |
| I561 | Restaurants and mobile food service activities | 33,451 | - | - | - | - |
| I562 | Event catering and other food service activities | 836 | - | - | - | - |
| I563 | Beverage serving activities | 3,506 | - | - | - | - |
| | National Capital Region | 9,706 | 444,383 | 907,397 | 57,046 | 520,060 |
| I551 | Short term accommodation activities | 603 | 444,383 | 907,397 | 57,046 | 520,060 |
| I559 | Other accommodation | 43 | - | - | - | - |
| I561 | Restaurants and mobile food service activities | 8,161 | - | - | - | - |
| I562 | Event catering and other food service activities | 151 | - | - | - | - |
| I563 | Beverage serving activities | 748 | - | - | - | - |
| | Cordillera Administrative Region | 1,293 | - | - | - | - |
| I551 | Short term accommodation activities | 224 | - | - | - | - |
| I559 | Other accommodation | 70 | - | - | - | - |
| I561 | Restaurants and mobile food service activities | 870 | - | - | - | - |
| I562 | Event catering and other food service activities | 7 | - | - | - | - |
| I563 | Beverage serving activities | 122 | - | - | - | - |
| | I - Ilocos Region | 1,544 | - | - | - | - |
| I551 | Short term accommodation activities | 200 | - | - | - | - |
| I559 | Other accommodation | 43 | - | - | - | - |
| I561 | Restaurants and mobile food service activities | 1,065 | - | - | - | - |
| I562 | Event catering and other food service activities | 40 | - | - | - | - |
| I563 | Beverage serving activities | 196 | - | - | - | - |

Continued

TABLE 5.1 Number of Establishments and Real Estate Sold by Type for Accommodation and Food Service Activities
Establishments by Region and Industry Group: Philippines, 2018 *(continued)*

(Values are in thousand PhP, except for number of establishments. Details may not add-up to total due to rounding and/or statistical disclosure control.)

| 2009 PSIC Code | Region/ Industry Description | Number of Establishments | Real Estate Sold | Real Estate for Sale Inventories, Beginning | Real Estate Purchased for Sale | Real Estate for Sale Inventories, Ending |
|----------------------|--|--------------------------------|---------------------|--|--------------------------------------|---|
| | | (1) | (2) | (3) | (4) | (5) |
| | II - Cagayan Valley | 1,499 | - | - | - | - |
| I551 | Short term accommodation activities | 323 | - | - | - | - |
| I559 | Other accommodation | 49 | - | - | - | - |
| I561 | Restaurants and mobile food service activities | 1,013 | - | - | - | - |
| I562 | Event catering and other food service activities | 12 | - | - | - | - |
| I563 | Beverage serving activities | 102 | - | - | - | - |
| | III - Central Luzon | 4,544 | - | - | - | - |
| I551 | Short term accommodation activities | 663 | - | - | - | - |
| I559 | Other accommodation | 66 | - | - | - | - |
| I561 | Restaurants and mobile food service activities | 3,094 | - | - | - | - |
| I562 | Event catering and other food service activities | 96 | - | - | - | - |
| I563 | Beverage serving activities | 624 | - | - | - | - |
| | IVA - CALABARZON | 5,001 | 16,735 | 91,994 | - | 75,259 |
| I551 | Short term accommodation activities | 594 | 16,735 | 91,994 | - | 75,259 |
| I559 | Other accommodation | 19 | - | - | - | - |
| I561 | Restaurants and mobile food service activities | 3,974 | - | - | - | - |
| I562 | Event catering and other food service activities | 95 | - | - | - | - |
| I563 | Beverage serving activities | 318 | - | - | - | - |
| | MIMAROPA Region | 1,277 | - | - | - | - |
| I551 | Short term accommodation activities | 338 | - | - | - | - |
| I561 | Restaurants and mobile food service activities | 770 | - | - | - | - |
| I562 | Event catering and other food service activities | 39 | - | - | - | - |
| I563 | Beverage serving activities | 130 | - | - | - | - |

Continued

TABLE 5.1 Number of Establishments and Real Estate Sold by Type for Accommodation and Food Service Activities
Establishments by Region and Industry Group: Philippines, 2018 *(continued)*

(Values are in thousand PhP, except for number of establishments. Details may not add-up to total due to rounding and/or statistical disclosure control.)

| 2009 PSIC Code | Region/ Industry Description | Number of Establishments | Real Estate Sold | Real Estate for Sale Inventories, Beginning | Real Estate Purchased for Sale | Real Estate for Sale Inventories, Ending |
|----------------------|--|--------------------------------|---------------------|--|--------------------------------------|---|
| | | (1) | (2) | (3) | (4) | (5) |
| | V - Bicol Region | 1,475 | - | - | - | - |
| I551 | Short term accommodation activities | 287 | - | - | - | - |
| I559 | Other accommodation | 50 | - | - | - | - |
| I561 | Restaurants and mobile food service activities | 1,043 | - | - | - | - |
| I562 | Event catering and other food service activities | 22 | - | - | - | - |
| I563 | Beverage serving activities | 72 | - | - | - | - |
| | VI - Western Visayas | 2,650 | 436 | 2,709 | 346 | 2,619 |
| I551 | Short term accommodation activities | 388 | 436 | 2,709 | 346 | 2,619 |
| I559 | Other accommodation | 47 | - | - | - | - |
| I561 | Restaurants and mobile food service activities | 1,933 | - | - | - | - |
| I562 | Event catering and other food service activities | 38 | - | - | - | - |
| I563 | Beverage serving activities | 244 | - | - | - | - |
| | VII - Central Visayas | 3,963 | 2,589 | 1,580 | 1,633 | 624 |
| I551 | Short term accommodation activities | 772 | 2,589 | 1,580 | 1,633 | 624 |
| I559 | Other accommodation | 44 | - | - | - | - |
| I561 | Restaurants and mobile food service activities | 2,710 | - | - | - | - |
| I562 | Event catering and other food service activities | 94 | - | - | - | - |
| I563 | Beverage serving activities | 344 | - | - | - | - |
| | VIII - Eastern Visayas | 1,447 | - | - | - | - |
| I551 | Short term accommodation activities | 244 | - | - | - | - |
| I559 | Other accommodation | 79 | - | - | - | - |
| I561 | Restaurants and mobile food service activities | 1,062 | - | - | - | - |
| I562 | Event catering and other food service activities | 43 | - | - | - | - |
| I563 | Beverage serving activities | 19 | - | - | - | - |

Continued

TABLE 5.1 Number of Establishments and Real Estate Sold by Type for Accommodation and Food Service Activities
Establishments by Region and Industry Group: Philippines, 2018 *(continued)*

(Values are in thousand PhP, except for number of establishments. Details may not add-up to total due to rounding and/or statistical disclosure control.)

| 2009 PSIC Code | Region/ Industry Description | Number of Establishments | Real Estate Sold | Real Estate for Sale Inventories, Beginning | Real Estate Purchased for Sale | Real Estate for Sale Inventories, Ending |
|----------------------|--|--------------------------------|---------------------|--|--------------------------------------|---|
| | | (1) | (2) | (3) | (4) | (5) |
| | IX - Zamboanga Peninsula | 2,197 | - | - | - | - |
| I551 | Short term accommodation activities | 218 | - | - | - | - |
| I559 | Other accommodation | 99 | - | - | - | - |
| I561 | Restaurants and mobile food service activities | 1,734 | - | - | - | - |
| I562 | Event catering and other food service activities | 49 | - | - | - | - |
| I563 | Beverage serving activities | 97 | - | - | - | - |
| | X - Northern Mindanao | 1,981 | - | - | - | - |
| I551 | Short term accommodation activities | 307 | - | - | - | - |
| I559 | Other accommodation | 4 | - | - | - | - |
| I561 | Restaurants and mobile food service activities | 1,518 | - | - | - | - |
| I562 | Event catering and other food service activities | 35 | - | - | - | - |
| I563 | Beverage serving activities | 118 | - | - | - | - |
| | XI - Davao Region | 1,778 | 1,850 | 20,000 | 350 | 18,500 |
| I551 | Short term accommodation activities | 270 | 1,850 | 20,000 | 350 | 18,500 |
| I559 | Other accommodation | 69 | - | - | - | - |
| I561 | Restaurants and mobile food service activities | 1,333 | - | - | - | - |
| I562 | Event catering and other food service activities | 48 | - | - | - | - |
| I563 | Beverage serving activities | 59 | - | - | - | - |
| | XII - SOCCSKSARGEN | 1,877 | - | - | - | - |
| I551 | Short term accommodation activities | 267 | - | - | - | - |
| I559 | Other accommodation | 53 | - | - | - | - |
| I561 | Restaurants and mobile food service activities | 1,390 | - | - | - | - |
| I562 | Event catering and other food service activities | 50 | - | - | - | - |
| I563 | Beverage serving activities | 117 | - | - | - | - |

Continued

TABLE 5.1 Number of Establishments and Real Estate Sold by Type for Accommodation and Food Service Activities
Establishments by Region and Industry Group: Philippines, 2018 *(concluded)*

(Values are in thousand PhP, except for number of establishments. Details may not add-up to total due to rounding and/or statistical disclosure control.)

| 2009 PSIC Code | Region/ Industry Description | Number of Establishments | Real Estate Sold | Real Estate for Sale Inventories, Beginning | Real Estate Purchased for Sale | Real Estate for Sale Inventories, Ending |
|----------------------|--|--------------------------------|---------------------|--|--------------------------------------|---|
| | | (1) | (2) | (3) | (4) | (5) |
| | XIII - Caraga | 1,359 | - | - | - | - |
| I551 | Short term accommodation activities | 167 | - | - | - | - |
| I561 | Restaurants and mobile food service activities | 1,074 | - | - | - | - |
| I562 | Event catering and other food service activities | 14 | - | - | - | - |
| I563 | Beverage serving activities | 105 | - | - | - | - |
| | Autonomous Region in Muslim Mindanao | 896 | - | - | - | - |
| I551 | Short term accommodation activities | 96 | - | - | - | - |
| I561 | Restaurants and mobile food service activities | 708 | - | - | - | - |
| I562 | Event catering and other food service activities | S | S | S | S | S |
| I563 | Beverage serving activities | S | S | S | S | S |

Note:

- denotes zero value

S- Data Suppressed

Source: Philippine Statistics Authority, 2018 Census of Philippine Business and Industry

TABLE 5.2 Number of Establishments and Expense of Industrial Services Done by Others by Type for Accommodation and Food Service Activities Establishments by Region and Industry Group: Philippines, 2018

(Values are in thousand PhP, except for number of establishments. Details may not add-up to total due to rounding and/or statistical disclosure control.)

| 2009 PSIC Code | Region/ Industry Description | Number of Establishments | Industrial Services Done by Others | | |
|----------------------|--|--------------------------------|------------------------------------|---|---|
| | | | Total | Contract and Commission Work Done by Others | Repairs, Maintenance and Installation |
| | | (1) | (2) | (3) | (4) |
| | PHILIPPINES | 44,487 | 23,010,930 | 10,906,604 | 12,104,326 |
| I551 | Short term accommodation activities | 5,960 | 6,508,401 | 2,427,671 | 4,080,730 |
| I559 | Other accommodation | 734 | 71,501 | 18,958 | 52,543 |
| I561 | Restaurants and mobile food service activities | 33,451 | 14,524,365 | 7,141,348 | 7,383,017 |
| I562 | Event catering and other food service activities | 836 | 463,713 | 290,753 | 172,959 |
| I563 | Beverage serving activities | 3,506 | 1,442,949 | 1,027,873 | 415,076 |
| | National Capital Region | 9,706 | 10,097,008 | 5,231,931 | 4,865,078 |
| I551 | Short term accommodation activities | 603 | 2,942,214 | 1,303,992 | 1,638,222 |
| I559 | Other accommodation | 43 | 13,264 | 7,441 | 5,824 |
| I561 | Restaurants and mobile food service activities | 8,161 | 6,069,661 | 3,171,331 | 2,898,329 |
| I562 | Event catering and other food service activities | 151 | 380,346 | 277,071 | 103,276 |
| I563 | Beverage serving activities | 748 | 691,523 | 472,097 | 219,427 |
| | Cordillera Administrative Region | 1,293 | 239,991 | 67,410 | 172,581 |
| I551 | Short term accommodation activities | 224 | 97,131 | 21,213 | 75,918 |
| I559 | Other accommodation | 70 | 1,728 | 82 | 1,646 |
| I561 | Restaurants and mobile food service activities | 870 | 132,772 | 45,985 | 86,787 |
| I562 | Event catering and other food service activities | 7 | 551 | 129 | 422 |
| I563 | Beverage serving activities | 122 | 7,809 | - | 7,809 |
| | I - Ilocos Region | 1,544 | 450,221 | 103,145 | 347,076 |
| I551 | Short term accommodation activities | 200 | 77,236 | 16,855 | 60,380 |
| I559 | Other accommodation | 43 | 576 | - | 576 |
| I561 | Restaurants and mobile food service activities | 1,065 | 367,567 | 85,228 | 282,338 |
| I562 | Event catering and other food service activities | 40 | 1,025 | 1,025 | - |

Continued

TABLE 5.2 Number of Establishments and Expense of Industrial Services Done by Others by Type for Accommodation and Food Service Activities Establishments by Region and Industry Group: Philippines, 2018 *(continued)**(Values are in thousand PhP, except for number of establishments. Details may not add-up to total due to rounding and/or statistical disclosure control.)*

| 2009 PSIC Code | Region/ Industry Description | Number of Establishments | Industrial Services Done by Others | | |
|----------------------|--|--------------------------------|------------------------------------|---|---|
| | | | Total | Contract and Commission Work Done by Others | Repairs, Maintenance and Installation |
| | | (1) | (2) | (3) | (4) |
| I563 | Beverage serving activities | 196 | 3,818 | 37 | 3,781 |
| | II - Cagayan Valley | 1,499 | 284,050 | 49,442 | 234,608 |
| I551 | Short term accommodation activities | 323 | 25,062 | 4,813 | 20,249 |
| I559 | Other accommodation | 49 | 136 | - | 136 |
| I561 | Restaurants and mobile food service activities | 1,013 | 256,909 | 43,529 | 213,380 |
| I562 | Event catering and other food service activities | 12 | - | - | - |
| I563 | Beverage serving activities | 102 | 1,943 | 1,100 | 843 |
| | III - Central Luzon | 4,544 | 1,585,003 | 361,679 | 1,223,324 |
| I551 | Short term accommodation activities | 663 | 524,796 | 180,356 | 344,440 |
| I559 | Other accommodation | 66 | 1,847 | 44 | 1,802 |
| I561 | Restaurants and mobile food service activities | 3,094 | 950,711 | 130,465 | 820,246 |
| I562 | Event catering and other food service activities | 96 | 2,298 | - | 2,298 |
| I563 | Beverage serving activities | 624 | 105,352 | 50,814 | 54,538 |
| | IVA - CALABARZON | 5,001 | 3,712,046 | 2,224,342 | 1,487,704 |
| I551 | Short term accommodation activities | 594 | 509,429 | 166,151 | 343,278 |
| I559 | Other accommodation | 19 | - | - | - |
| I561 | Restaurants and mobile food service activities | 3,974 | 2,779,314 | 1,705,150 | 1,074,165 |
| I562 | Event catering and other food service activities | 95 | 53,467 | 7,203 | 46,264 |
| I563 | Beverage serving activities | 318 | 369,836 | 345,838 | 23,998 |
| | MIMAROPA Region | 1,277 | 602,834 | 159,570 | 443,264 |
| I551 | Short term accommodation activities | 338 | 364,371 | 111,522 | 252,850 |
| I561 | Restaurants and mobile food service activities | 770 | 231,787 | 47,805 | 183,982 |
| I562 | Event catering and other food service activities | 39 | 941 | - | 941 |

Continued

TABLE 5.2 Number of Establishments and Expense of Industrial Services Done by Others by Type for Accommodation and Food Service Activities Establishments by Region and Industry Group: Philippines, 2018 *(continued)**(Values are in thousand PhP, except for number of establishments. Details may not add-up to total due to rounding and/or statistical disclosure control.)*

| 2009 PSIC Code | Region/ Industry Description | Number of Establishments | Industrial Services Done by Others | | |
|----------------------|--|--------------------------------|------------------------------------|---|---|
| | | | Total | Contract and Commission Work Done by Others | Repairs, Maintenance and Installation |
| | | (1) | (2) | (3) | (4) |
| I563 | Beverage serving activities | 130 | 5,735 | 243 | 5,492 |
| | V - Bicol Region | 1,475 | 302,345 | 129,223 | 173,123 |
| I551 | Short term accommodation activities | 287 | 34,721 | 7,681 | 27,040 |
| I559 | Other accommodation | 50 | - | - | - |
| I561 | Restaurants and mobile food service activities | 1,043 | 260,668 | 121,193 | 139,476 |
| I562 | Event catering and other food service activities | 22 | 1,028 | 349 | 678 |
| I563 | Beverage serving activities | 72 | 5,929 | - | 5,929 |
| | VI - Western Visayas | 2,650 | 1,024,700 | 331,873 | 692,827 |
| I551 | Short term accommodation activities | 388 | 320,791 | 44,769 | 276,021 |
| I559 | Other accommodation | 47 | 9,743 | - | 9,743 |
| I561 | Restaurants and mobile food service activities | 1,933 | 678,512 | 279,642 | 398,870 |
| I562 | Event catering and other food service activities | 38 | 579 | - | 579 |
| I563 | Beverage serving activities | 244 | 15,076 | 7,462 | 7,614 |
| | VII - Central Visayas | 3,963 | 2,282,919 | 1,245,041 | 1,037,878 |
| I551 | Short term accommodation activities | 772 | 1,057,587 | 474,158 | 583,429 |
| I559 | Other accommodation | 44 | 6,774 | 95 | 6,678 |
| I561 | Restaurants and mobile food service activities | 2,710 | 1,159,930 | 758,618 | 401,312 |
| I562 | Event catering and other food service activities | 94 | 6,211 | 3,062 | 3,148 |
| I563 | Beverage serving activities | 344 | 52,417 | 9,108 | 43,310 |
| | VIII - Eastern Visayas | 1,447 | 239,443 | 22,869 | 216,573 |
| I551 | Short term accommodation activities | 244 | 156,347 | 4,018 | 152,329 |
| I559 | Other accommodation | 79 | 12,987 | - | 12,987 |
| I561 | Restaurants and mobile food service activities | 1,062 | 68,043 | 18,852 | 49,192 |

Continued

TABLE 5.2 Number of Establishments and Expense of Industrial Services Done by Others by Type for Accommodation and Food Service Activities Establishments by Region and Industry Group: Philippines, 2018 *(continued)**(Values are in thousand PhP, except for number of establishments. Details may not add-up to total due to rounding and/or statistical disclosure control.)*

| 2009 PSIC Code | Region/ Industry Description | Number of Establishments | Industrial Services Done by Others | | |
|----------------------|--|--------------------------------|------------------------------------|---|---|
| | | | Total | Contract and Commission Work Done by Others | Repairs, Maintenance and Installation |
| | | (1) | (2) | (3) | (4) |
| I562 | Event catering and other food service activities | 43 | 1,267 | - | 1,267 |
| I563 | Beverage serving activities | 19 | 798 | - | 798 |
| | IX - Zamboanga Peninsula | 2,197 | 306,634 | 106,487 | 200,147 |
| I551 | Short term accommodation activities | 218 | 38,009 | 5,651 | 32,358 |
| I559 | Other accommodation | 99 | 524 | 82 | 441 |
| I561 | Restaurants and mobile food service activities | 1,734 | 253,762 | 93,390 | 160,372 |
| I562 | Event catering and other food service activities | 49 | 6,839 | 351 | 6,488 |
| I563 | Beverage serving activities | 97 | 7,499 | 7,012 | 487 |
| | X - Northern Mindanao | 1,981 | 419,500 | 138,854 | 280,646 |
| I551 | Short term accommodation activities | 307 | 124,048 | 37,772 | 86,277 |
| I559 | Other accommodation | 4 | 1,525 | 860 | 665 |
| I561 | Restaurants and mobile food service activities | 1,518 | 281,615 | 95,212 | 186,403 |
| I562 | Event catering and other food service activities | 35 | 727 | - | 727 |
| I563 | Beverage serving activities | 118 | 11,586 | 5,011 | 6,575 |
| | XI - Davao Region | 1,778 | 855,052 | 384,219 | 470,834 |
| I551 | Short term accommodation activities | 270 | 132,950 | 32,294 | 100,656 |
| I559 | Other accommodation | 69 | 21,298 | 10,353 | 10,945 |
| I561 | Restaurants and mobile food service activities | 1,333 | 689,530 | 336,865 | 352,665 |
| I562 | Event catering and other food service activities | 48 | 3,622 | 618 | 3,004 |
| I563 | Beverage serving activities | 59 | 7,652 | 4,089 | 3,563 |
| | XII - SOCCSKSARGEN | 1,877 | 496,635 | 328,210 | 168,425 |
| I551 | Short term accommodation activities | 267 | 69,678 | 14,405 | 55,273 |
| I559 | Other accommodation | 53 | 1,100 | - | 1,100 |

Continued

TABLE 5.2 Number of Establishments and Expense of Industrial Services Done by Others by Type for Accommodation and Food Service Activities Establishments by Region and Industry Group: Philippines, 2018 (*concluded*)

(Values are in thousand PhP, except for number of establishments. Details may not add-up to total due to rounding and/or statistical disclosure control.)

| 2009 PSIC Code | Region/ Industry Description | Number of Establishments | Industrial Services Done by Others | | |
|----------------------|--|--------------------------------|------------------------------------|---|---|
| | | | Total | Contract and Commission Work Done by Others | Repairs, Maintenance and Installation |
| | | (1) | (2) | (3) | (4) |
| I561 | Restaurants and mobile food service activities | 1,390 | 272,432 | 187,798 | 84,634 |
| I562 | Event catering and other food service activities | 50 | 3,572 | 945 | 2,627 |
| I563 | Beverage serving activities | 117 | 149,854 | 125,063 | 24,791 |
| | XIII - Caraga | 1,359 | 111,058 | 22,309 | 88,748 |
| I551 | Short term accommodation activities | 167 | 33,930 | 2,022 | 31,908 |
| I561 | Restaurants and mobile food service activities | 1,074 | 69,767 | 20,287 | 49,480 |
| I562 | Event catering and other food service activities | 14 | 1,238 | - | 1,238 |
| I563 | Beverage serving activities | 105 | 6,123 | - | 6,123 |
| | Autonomous Region in Muslim Mindanao | 896 | 1,491 | - | 1,491 |
| I551 | Short term accommodation activities | 96 | 102 | - | 102 |
| I561 | Restaurants and mobile food service activities | 708 | 1,385 | - | 1,385 |
| I562 | Event catering and other food service activities | S | S | S | S |
| I563 | Beverage serving activities | S | S | S | S |

Note:

- denotes zero value

S- Data Suppressed

Source: Philippine Statistics Authority, 2018 Census of Philippine Business and Industry

TABLE 5.3 Number of Establishments and Expense of Non-Industrial Services Done by Others by Type for Accommodation and Food Service Activities Establishments by Region and Industry Group: Philippines, 2018

(Values are in thousand PhP, except for number of establishments. Details may not add-up to total due to rounding and/or statistical disclosure control.)

| 2009 PSIC Code | Region/ Industry Description | Number of Establishments | Non-Industrial Services Done by Others | | | | |
|----------------------|--|--------------------------------|--|------------------------------|--|--|---|
| | | | Total | Rent Expense from Land | Rental Expense from Buildings, Warehouses and Other Structures | Rental Expense for Machinery and Transport Equipment | Rental Expense for Office Equipment |
| | | (1) | (2) | (3) | (4) | (5) | (6) |
| | PHILIPPINES | 44,487 | 168,617,118 | 8,620,462 | 48,004,040 | 466,910 | 156,261 |
| I551 | Short term accommodation activities | 5,960 | 28,557,788 | 3,106,163 | 2,766,565 | 87,890 | 79,035 |
| I559 | Other accommodation | 734 | 349,780 | 9,252 | 71,002 | 472 | - |
| I561 | Restaurants and mobile food service activities | 33,451 | 131,653,346 | 5,288,631 | 41,347,347 | 326,011 | 37,077 |
| I562 | Event catering and other food service activities | 836 | 1,212,929 | 14,618 | 253,095 | 36,946 | - |
| I563 | Beverage serving activities | 3,506 | 6,843,275 | 201,799 | 3,566,030 | 15,591 | 40,148 |
| | National Capital Region | 9,706 | 84,819,491 | 3,860,513 | 24,191,198 | 210,172 | 105,889 |
| I551 | Short term accommodation activities | 603 | 15,936,887 | 1,362,133 | 1,327,854 | 31,795 | 67,628 |
| I559 | Other accommodation | 43 | 104,576 | - | 19,555 | - | - |
| I561 | Restaurants and mobile food service activities | 8,161 | 63,934,435 | 2,392,331 | 20,679,087 | 137,122 | 12,325 |
| I562 | Event catering and other food service activities | 151 | 1,014,707 | - | 193,705 | 31,215 | - |
| I563 | Beverage serving activities | 748 | 3,828,885 | 106,049 | 1,970,997 | 10,040 | 25,936 |
| | Cordillera Administrative Region | 1,293 | 3,515,994 | 102,999 | 981,916 | 1,393 | 6,531 |
| I551 | Short term accommodation activities | 224 | 538,159 | 2,143 | 139,160 | 70 | - |
| I559 | Other accommodation | 70 | 1,929 | - | - | - | - |
| I561 | Restaurants and mobile food service activities | 870 | 2,922,428 | 100,856 | 795,435 | 1,323 | 6,531 |
| I562 | Event catering and other food service activities | 7 | 374 | - | - | - | - |
| I563 | Beverage serving activities | 122 | 53,105 | - | 47,321 | - | - |
| | I - Ilocos Region | 1,544 | 3,695,253 | 78,785 | 885,973 | 2,460 | 248 |
| I551 | Short term accommodation activities | 200 | 133,060 | 8,024 | 9,341 | 894 | 67 |
| I559 | Other accommodation | 43 | 552 | - | - | - | - |
| I561 | Restaurants and mobile food service activities | 1,065 | 3,514,868 | 64,912 | 850,957 | 1,565 | 181 |

Continued

TABLE 5.3 Number of Establishments and Expense of Non-Industrial Services Done by Others by Type for Accommodation and Food Service Activities Establishments by Region and Industry Group: Philippines, 2018 (*continued*)

(Values are in thousand PhP, except for number of establishments. Details may not add-up to total due to rounding and/or statistical disclosure control.)

| 2009 PSIC Code | Region/ Industry Description | Number of Establishments | Non-Industrial Services Done by Others | | | | |
|----------------------|--|--------------------------------|--|------------------------------|--|--|---|
| | | | Total | Rent Expense from Land | Rental Expense from Buildings, Warehouses and Other Structures | Rental Expense for Machinery and Transport Equipment | Rental Expense for Office Equipment |
| | | (1) | (2) | (3) | (4) | (5) | (6) |
| I562 | Event catering and other food service activities | 40 | 2,993 | - | 1,009 | - | - |
| I563 | Beverage serving activities | 196 | 43,780 | 5,849 | 24,666 | - | - |
| | II - Cagayan Valley | 1,499 | 2,617,443 | 78,407 | 831,179 | 1,797 | 219 |
| I551 | Short term accommodation activities | 323 | 147,468 | 34,985 | 2,118 | 349 | - |
| I559 | Other accommodation | 49 | 1,647 | - | - | - | - |
| I561 | Restaurants and mobile food service activities | 1,013 | 2,448,857 | 41,711 | 819,841 | 1,448 | 219 |
| I562 | Event catering and other food service activities | 12 | 2,102 | - | 1,779 | - | - |
| I563 | Beverage serving activities | 102 | 17,370 | 1,711 | 7,442 | - | - |
| | III - Central Luzon | 4,544 | 14,903,950 | 1,903,315 | 4,813,612 | 39,586 | 4,872 |
| I551 | Short term accommodation activities | 663 | 3,561,807 | 1,108,888 | 165,155 | 12,161 | 3,382 |
| I559 | Other accommodation | 66 | 3,408 | - | - | - | - |
| I561 | Restaurants and mobile food service activities | 3,094 | 10,242,015 | 738,073 | 3,917,772 | 23,294 | 890 |
| I562 | Event catering and other food service activities | 96 | 28,633 | 3,170 | 12,631 | - | - |
| I563 | Beverage serving activities | 624 | 1,068,088 | 53,184 | 718,054 | 4,131 | 600 |
| | IVA - CALABARZON | 5,001 | 15,488,366 | 938,143 | 5,048,309 | 67,183 | 10,471 |
| I551 | Short term accommodation activities | 594 | 1,053,772 | 54,041 | 144,693 | 15,961 | 334 |
| I559 | Other accommodation | 19 | 292 | - | - | - | - |
| I561 | Restaurants and mobile food service activities | 3,974 | 14,001,871 | 876,112 | 4,676,149 | 48,160 | 10,137 |
| I562 | Event catering and other food service activities | 95 | 76,394 | 6,344 | 5,863 | 3,063 | - |
| I563 | Beverage serving activities | 318 | 356,037 | 1,646 | 221,605 | - | - |
| | MIMAROPA Region | 1,277 | 4,028,596 | 48,492 | 738,357 | 508 | 2,205 |
| I551 | Short term accommodation activities | 338 | 1,145,575 | 23,451 | 196,169 | 301 | 422 |

Continued

TABLE 5.3 Number of Establishments and Expense of Non-Industrial Services Done by Others by Type for Accommodation and Food Service Activities Establishments by Region and Industry Group: Philippines, 2018 *(continued)**(Values are in thousand PhP, except for number of establishments. Details may not add-up to total due to rounding and/or statistical disclosure control.)*

| 2009 PSIC Code | Region/ Industry Description | Number of Establishments | Non-Industrial Services Done by Others | | | | |
|----------------------|--|--------------------------------|--|------------------------------|--|--|---|
| | | | Total | Rent Expense from Land | Rental Expense from Buildings, Warehouses and Other Structures | Rental Expense for Machinery and Transport Equipment | Rental Expense for Office Equipment |
| | | (1) | (2) | (3) | (4) | (5) | (6) |
| I561 | Restaurants and mobile food service activities | 770 | 2,841,803 | 18,105 | 526,567 | 206 | 1,783 |
| I562 | Event catering and other food service activities | 39 | 13,898 | - | 10,005 | - | - |
| I563 | Beverage serving activities | 130 | 27,320 | 6,936 | 5,617 | - | - |
| | V - Bicol Region | 1,475 | 2,978,769 | 34,547 | 806,148 | 403 | 239 |
| I551 | Short term accommodation activities | 287 | 111,130 | 3,519 | 23,367 | 381 | 220 |
| I559 | Other accommodation | 50 | 71,045 | 2,696 | - | - | - |
| I561 | Restaurants and mobile food service activities | 1,043 | 2,777,549 | 26,796 | 775,187 | 23 | 19 |
| I562 | Event catering and other food service activities | 22 | 5,386 | - | 993 | - | - |
| I563 | Beverage serving activities | 72 | 13,658 | 1,536 | 6,601 | - | - |
| | VI - Western Visayas | 2,650 | 5,910,104 | 178,299 | 1,952,565 | 75,912 | 324 |
| I551 | Short term accommodation activities | 388 | 636,951 | 37,345 | 105,759 | 470 | 280 |
| I559 | Other accommodation | 47 | 20,581 | 4,862 | 939 | - | - |
| I561 | Restaurants and mobile food service activities | 1,933 | 5,133,848 | 132,870 | 1,789,509 | 75,442 | 44 |
| I562 | Event catering and other food service activities | 38 | 6,206 | 854 | 3,138 | - | - |
| I563 | Beverage serving activities | 244 | 112,517 | 2,368 | 53,220 | - | - |
| | VII - Central Visayas | 3,963 | 11,740,364 | 738,792 | 3,054,320 | 47,653 | 17,071 |
| I551 | Short term accommodation activities | 772 | 4,306,838 | 431,365 | 559,883 | 25,172 | 6,646 |
| I559 | Other accommodation | 44 | 26,817 | 1,694 | 583 | 472 | - |
| I561 | Restaurants and mobile food service activities | 2,710 | 6,963,933 | 296,515 | 2,200,376 | 22,009 | 1,933 |
| I562 | Event catering and other food service activities | 94 | 17,668 | 753 | 6,095 | - | - |
| I563 | Beverage serving activities | 344 | 425,108 | 8,467 | 287,383 | - | 8,492 |

Continued

TABLE 5.3 Number of Establishments and Expense of Non-Industrial Services Done by Others by Type for Accommodation and Food Service Activities Establishments by Region and Industry Group: Philippines, 2018 *(continued)**(Values are in thousand PhP, except for number of establishments. Details may not add-up to total due to rounding and/or statistical disclosure control.)*

| 2009 PSIC Code | Region/ Industry Description | Number of Establishments | Non-Industrial Services Done by Others | | | | |
|----------------------|--|--------------------------------|--|------------------------------|--|--|---|
| | | | Total | Rent Expense from Land | Rental Expense from Buildings, Warehouses and Other Structures | Rental Expense for Machinery and Transport Equipment | Rental Expense for Office Equipment |
| | | (1) | (2) | (3) | (4) | (5) | (6) |
| | VIII - Eastern Visayas | 1,447 | 1,125,588 | 55,722 | 281,275 | 9,839 | 56 |
| I551 | Short term accommodation activities | 244 | 174,753 | 15,379 | 28,501 | 64 | 56 |
| I559 | Other accommodation | 79 | 2,208 | - | 23 | - | - |
| I561 | Restaurants and mobile food service activities | 1,062 | 937,641 | 37,571 | 248,728 | 9,775 | - |
| I562 | Event catering and other food service activities | 43 | 8,225 | 2,772 | 2,758 | - | - |
| I563 | Beverage serving activities | 19 | 2,761 | - | 1,265 | - | - |
| | IX - Zamboanga Peninsula | 2,197 | 3,154,266 | 20,660 | 827,178 | 4,408 | 10 |
| I551 | Short term accommodation activities | 218 | 73,015 | 208 | 11,397 | - | - |
| I559 | Other accommodation | 99 | 547 | - | - | - | - |
| I561 | Restaurants and mobile food service activities | 1,734 | 3,052,329 | 20,426 | 800,313 | 1,740 | 10 |
| I562 | Event catering and other food service activities | 49 | 7,226 | 26 | 129 | 2,669 | - |
| I563 | Beverage serving activities | 97 | 21,148 | - | 15,339 | - | - |
| | X - Northern Mindanao | 1,981 | 2,853,044 | 194,018 | 838,550 | 2,622 | 7,921 |
| I551 | Short term accommodation activities | 307 | 176,546 | 2,272 | 13,167 | - | - |
| I559 | Other accommodation | 4 | 452 | - | - | - | - |
| I561 | Restaurants and mobile food service activities | 1,518 | 2,556,675 | 191,458 | 747,714 | 2,622 | 2,800 |
| I562 | Event catering and other food service activities | 35 | 10,961 | - | 8,869 | - | - |
| I563 | Beverage serving activities | 118 | 108,409 | 288 | 68,800 | - | 5,121 |
| | XI - Davao Region | 1,778 | 7,440,167 | 227,349 | 1,532,176 | 1,391 | 204 |
| I551 | Short term accommodation activities | 270 | 379,591 | 16,781 | 17,380 | 181 | - |
| I559 | Other accommodation | 69 | 114,737 | - | 49,902 | - | - |
| I561 | Restaurants and mobile food service activities | 1,333 | 6,883,892 | 210,569 | 1,422,217 | 1,210 | 204 |

Continued

TABLE 5.3 Number of Establishments and Expense of Non-Industrial Services Done by Others by Type for Accommodation and Food Service Activities Establishments by Region and Industry Group: Philippines, 2018 *(continued)**(Values are in thousand PhP, except for number of establishments. Details may not add-up to total due to rounding and/or statistical disclosure control.)*

| 2009 PSIC Code | Region/ Industry Description | Number of Establishments | Non-Industrial Services Done by Others | | | | |
|----------------------|--|--------------------------------|--|------------------------------|--|--|---|
| | | | Total | Rent Expense from Land | Rental Expense from Buildings, Warehouses and Other Structures | Rental Expense for Machinery and Transport Equipment | Rental Expense for Office Equipment |
| | | (1) | (2) | (3) | (4) | (5) | (6) |
| I562 | Event catering and other food service activities | 48 | 10,776 | - | 4,420 | - | - |
| I563 | Beverage serving activities | 59 | 51,171 | - | 38,257 | - | - |
| | XII - SOCCSKSARGEN | 1,877 | 2,889,613 | 101,154 | 813,935 | 162 | - |
| I551 | Short term accommodation activities | 267 | 114,789 | 5,629 | 13,937 | 90 | - |
| I559 | Other accommodation | 53 | 989 | - | - | - | - |
| I561 | Restaurants and mobile food service activities | 1,390 | 2,119,925 | 94,777 | 729,788 | 72 | - |
| I562 | Event catering and other food service activities | 50 | 3,891 | 700 | 634 | - | - |
| I563 | Beverage serving activities | 117 | 650,019 | 48 | 69,576 | - | - |
| | XIII - Caraga | 1,359 | 1,395,096 | 54,476 | 374,386 | 1,420 | - |
| I551 | Short term accommodation activities | 167 | 65,713 | - | 8,687 | - | - |
| I561 | Restaurants and mobile food service activities | 1,074 | 1,267,204 | 40,759 | 339,891 | - | - |
| I562 | Event catering and other food service activities | 14 | 3,425 | - | 1,067 | - | - |
| I563 | Beverage serving activities | 105 | 58,753 | 13,717 | 24,741 | 1,420 | - |
| | Autonomous Region in Muslim Mindanao | 896 | 61,016 | 4,790 | 32,963 | - | - |
| I551 | Short term accommodation activities | 96 | 1,733 | - | - | - | - |
| I561 | Restaurants and mobile food service activities | 708 | 54,073 | 4,790 | 27,818 | - | - |
| I562 | Event catering and other food service activities | S | S | S | S | S | S |
| I563 | Beverage serving activities | S | S | S | S | S | S |

Continued

TABLE 5.3 Number of Establishments and Expense of Non-Industrial Services Done by Others by Type for Accommodation and Food Service Activities Establishments by Region and Industry Group: Philippines, 2018 *(continued)**(Values are in thousand PhP, except for number of establishments. Details may not add-up to total due to rounding and/or statistical disclosure control.)*

| 2009 PSIC Code | Region/ Industry Description | Non-Industrial Services Done by Others | | | | |
|----------------------|--|--|--------------------------|----------------------|---------------------------------|---|
| | | Other Rental Expenses | Communication Expense | Insurance Expense | Transport Service Expense | Other Non-Industrial Services Done by Others |
| | | (7) | (8) | (9) | (10) | (11) |
| | PHILIPPINES | 726,108 | 2,910,706 | 1,558,062 | 5,484,334 | 100,690,236 |
| I551 | Short term accommodation activities | 236,616 | 1,058,381 | 693,650 | 294,192 | 20,235,295 |
| I559 | Other accommodation | - | 85,985 | 5,275 | 2,232 | 175,562 |
| I561 | Restaurants and mobile food service activities | 428,827 | 1,519,480 | 804,928 | 5,108,807 | 76,792,239 |
| I562 | Event catering and other food service activities | 6,784 | 84,806 | 22,400 | 12,718 | 781,562 |
| I563 | Beverage serving activities | 53,881 | 162,053 | 31,809 | 66,385 | 2,705,579 |
| | National Capital Region | 477,328 | 1,141,316 | 756,704 | 1,243,269 | 52,833,102 |
| I551 | Short term accommodation activities | 171,069 | 326,271 | 359,435 | 85,800 | 12,204,902 |
| I559 | Other accommodation | - | 5,296 | 925 | - | 78,801 |
| I561 | Restaurants and mobile food service activities | 264,829 | 676,889 | 360,307 | 1,108,654 | 38,302,891 |
| I562 | Event catering and other food service activities | 6,620 | 71,980 | 17,871 | 4,364 | 688,952 |
| I563 | Beverage serving activities | 34,810 | 60,880 | 18,167 | 44,451 | 1,557,556 |
| | Cordillera Administrative Region | 953 | 50,601 | 17,412 | 95,205 | 2,258,983 |
| I551 | Short term accommodation activities | 51 | 29,916 | 8,688 | 11,944 | 346,186 |
| I559 | Other accommodation | - | 312 | - | - | 1,617 |
| I561 | Restaurants and mobile food service activities | 902 | 18,040 | 8,722 | 82,337 | 1,908,282 |
| I562 | Event catering and other food service activities | - | 1 | 1 | 9 | 362 |
| I563 | Beverage serving activities | - | 2,331 | - | 916 | 2,536 |
| | I - Ilocos Region | 12,116 | 67,208 | 24,510 | 335,199 | 2,288,753 |
| I551 | Short term accommodation activities | 47 | 22,063 | 6,926 | 934 | 84,763 |
| I559 | Other accommodation | - | 323 | - | - | 229 |
| I561 | Restaurants and mobile food service activities | 12,069 | 42,154 | 17,317 | 334,113 | 2,191,599 |

Continued

TABLE 5.3 Number of Establishments and Expense of Non-Industrial Services Done by Others by Type for Accommodation and Food Service Activities Establishments by Region and Industry Group: Philippines, 2018 *(continued)**(Values are in thousand PhP, except for number of establishments. Details may not add-up to total due to rounding and/or statistical disclosure control.)*

| 2009 PSIC Code | Region/ Industry Description | Non-Industrial Services Done by Others | | | | |
|----------------------|--|--|--------------------------|----------------------|---------------------------------|---|
| | | Other Rental Expenses | Communication Expense | Insurance Expense | Transport Service Expense | Other Non-Industrial Services Done by Others |
| | | (7) | (8) | (9) | (10) | (11) |
| I562 | Event catering and other food service activities | - | 27 | - | - | 1,957 |
| I563 | Beverage serving activities | - | 2,640 | 267 | 152 | 10,205 |
| | II - Cagayan Valley | 810 | 34,317 | 37,600 | 349,905 | 1,283,209 |
| I551 | Short term accommodation activities | - | 12,351 | 4,519 | 8,222 | 84,925 |
| I559 | Other accommodation | - | 343 | - | - | 1,304 |
| I561 | Restaurants and mobile food service activities | - | 20,726 | 32,698 | 341,568 | 1,190,646 |
| I562 | Event catering and other food service activities | - | 85 | - | 59 | 178 |
| I563 | Beverage serving activities | 810 | 811 | 383 | 56 | 6,156 |
| | III - Central Luzon | 60,266 | 275,879 | 126,017 | 617,921 | 7,062,482 |
| I551 | Short term accommodation activities | 34,197 | 129,641 | 46,563 | 29,430 | 2,032,390 |
| I559 | Other accommodation | - | - | 357 | - | 3,051 |
| I561 | Restaurants and mobile food service activities | 26,070 | 121,967 | 74,630 | 584,839 | 4,754,480 |
| I562 | Event catering and other food service activities | - | 431 | 591 | 2,271 | 9,539 |
| I563 | Beverage serving activities | - | 23,840 | 3,875 | 1,381 | 263,021 |
| | IVA - CALABARZON | 52,717 | 287,046 | 126,482 | 712,188 | 8,245,827 |
| I551 | Short term accommodation activities | 4,596 | 63,167 | 25,437 | 42,058 | 703,485 |
| I559 | Other accommodation | - | 187 | - | - | 105 |
| I561 | Restaurants and mobile food service activities | 43,457 | 214,292 | 98,663 | 668,179 | 7,366,723 |
| I562 | Event catering and other food service activities | - | 2,634 | 653 | 501 | 57,337 |
| I563 | Beverage serving activities | 4,664 | 6,766 | 1,730 | 1,450 | 118,177 |
| | MIMAROPA Region | 29,394 | 90,400 | 46,884 | 298,137 | 2,774,217 |
| I551 | Short term accommodation activities | 23,048 | 63,051 | 37,538 | 18,484 | 783,111 |

Continued

TABLE 5.3 Number of Establishments and Expense of Non-Industrial Services Done by Others by Type for Accommodation and Food Service Activities Establishments by Region and Industry Group: Philippines, 2018 *(continued)**(Values are in thousand PhP, except for number of establishments. Details may not add-up to total due to rounding and/or statistical disclosure control.)*

| 2009 PSIC Code | Region/ Industry Description | Non-Industrial Services Done by Others | | | | |
|----------------------|--|--|--------------------------|----------------------|---------------------------------|---|
| | | Other Rental Expenses | Communication Expense | Insurance Expense | Transport Service Expense | Other Non-Industrial Services Done by Others |
| | | (7) | (8) | (9) | (10) | (11) |
| I561 | Restaurants and mobile food service activities | 6,137 | 24,866 | 9,233 | 275,705 | 1,979,200 |
| I562 | Event catering and other food service activities | - | 43 | - | 1,715 | 2,135 |
| I563 | Beverage serving activities | 209 | 2,440 | 113 | 2,233 | 9,771 |
| | V - Bicol Region | 5,109 | 101,253 | 34,252 | 175,833 | 1,820,985 |
| I551 | Short term accommodation activities | 952 | 7,463 | 8,463 | 8,657 | 58,109 |
| I559 | Other accommodation | - | 67,449 | 283 | 216 | 402 |
| I561 | Restaurants and mobile food service activities | 4,041 | 25,359 | 24,171 | 165,875 | 1,756,079 |
| I562 | Event catering and other food service activities | 116 | 397 | 42 | 483 | 3,356 |
| I563 | Beverage serving activities | - | 586 | 1,294 | 601 | 3,040 |
| | VI - Western Visayas | 34,667 | 168,972 | 52,416 | 341,218 | 3,105,730 |
| I551 | Short term accommodation activities | 90 | 55,734 | 20,944 | 21,775 | 394,554 |
| I559 | Other accommodation | - | 701 | 1,674 | 21 | 12,383 |
| I561 | Restaurants and mobile food service activities | 34,528 | 82,177 | 29,155 | 318,071 | 2,672,053 |
| I562 | Event catering and other food service activities | 49 | 619 | 12 | - | 1,534 |
| I563 | Beverage serving activities | - | 29,741 | 631 | 1,351 | 25,205 |
| | VII - Central Visayas | 16,131 | 297,357 | 185,553 | 285,844 | 7,097,642 |
| I551 | Short term accommodation activities | 2,182 | 159,113 | 133,540 | 47,537 | 2,941,398 |
| I559 | Other accommodation | - | 1,735 | 132 | 117 | 22,084 |
| I561 | Restaurants and mobile food service activities | 5,317 | 121,325 | 49,695 | 231,893 | 4,034,870 |
| I562 | Event catering and other food service activities | - | 1,768 | 837 | 2,026 | 6,189 |
| I563 | Beverage serving activities | 8,632 | 13,416 | 1,348 | 4,271 | 93,100 |

Continued

TABLE 5.3 Number of Establishments and Expense of Non-Industrial Services Done by Others by Type for Accommodation and Food Service Activities Establishments by Region and Industry Group: Philippines, 2018 *(continued)**(Values are in thousand PhP, except for number of establishments. Details may not add-up to total due to rounding and/or statistical disclosure control.)*

| 2009 PSIC Code | Region/ Industry Description | Non-Industrial Services Done by Others | | | | |
|----------------------|--|--|--------------------------|----------------------|---------------------------------|---|
| | | Other Rental Expenses | Communication Expense | Insurance Expense | Transport Service Expense | Other Non-Industrial Services Done by Others |
| | | (7) | (8) | (9) | (10) | (11) |
| | VIII - Eastern Visayas | 4,742 | 24,755 | 11,662 | 81,106 | 656,431 |
| I551 | Short term accommodation activities | 129 | 15,922 | 5,719 | 1,325 | 107,658 |
| I559 | Other accommodation | - | 759 | 18 | - | 1,407 |
| I561 | Restaurants and mobile food service activities | 4,613 | 7,266 | 5,118 | 79,067 | 545,503 |
| I562 | Event catering and other food service activities | - | 523 | 199 | 713 | 1,259 |
| I563 | Beverage serving activities | - | 285 | 608 | - | 603 |
| | IX - Zamboanga Peninsula | 4,597 | 62,721 | 11,043 | 190,394 | 2,033,255 |
| I551 | Short term accommodation activities | 18 | 22,579 | 2,444 | 1,423 | 34,946 |
| I559 | Other accommodation | - | 331 | - | 27 | 189 |
| I561 | Restaurants and mobile food service activities | 4,579 | 36,632 | 8,587 | 187,080 | 1,992,963 |
| I562 | Event catering and other food service activities | - | 1,540 | - | 205 | 2,657 |
| I563 | Beverage serving activities | - | 1,639 | 12 | 1,659 | 2,499 |
| | X - Northern Mindanao | 6,340 | 117,033 | 52,593 | 169,609 | 1,464,357 |
| I551 | Short term accommodation activities | - | 68,248 | 12,236 | 4,088 | 76,535 |
| I559 | Other accommodation | - | 100 | 78 | 132 | 143 |
| I561 | Restaurants and mobile food service activities | 1,585 | 45,206 | 38,532 | 164,581 | 1,362,177 |
| I562 | Event catering and other food service activities | - | 294 | 834 | - | 964 |
| I563 | Beverage serving activities | 4,755 | 3,185 | 913 | 807 | 24,540 |
| | XI - Davao Region | 9,266 | 123,295 | 51,182 | 362,054 | 5,133,248 |
| I551 | Short term accommodation activities | 218 | 47,559 | 12,900 | 7,330 | 277,242 |
| I559 | Other accommodation | - | 8,341 | 1,808 | 1,720 | 52,966 |
| I561 | Restaurants and mobile food service activities | 9,048 | 57,323 | 34,042 | 352,655 | 4,796,624 |

Continued

TABLE 5.3 Number of Establishments and Expense of Non-Industrial Services Done by Others by Type for Accommodation and Food Service Activities Establishments by Region and Industry Group: Philippines, 2018 (*concluded*)

(Values are in thousand PhP, except for number of establishments. Details may not add-up to total due to rounding and/or statistical disclosure control.)

| 2009 PSIC Code | Region/ Industry Description | Non-Industrial Services Done by Others | | | | |
|----------------------|--|--|--------------------------|----------------------|---------------------------------|---|
| | | Other Rental Expenses | Communication Expense | Insurance Expense | Transport Service Expense | Other Non-Industrial Services Done by Others |
| | | (7) | (8) | (9) | (10) | (11) |
| I562 | Event catering and other food service activities | - | 2,576 | 1,218 | 349 | 2,212 |
| I563 | Beverage serving activities | - | 7,497 | 1,214 | - | 4,204 |
| | XII - SOCCSKSARGEN | 11,670 | 42,055 | 14,864 | 119,993 | 1,785,778 |
| I551 | Short term accommodation activities | 19 | 23,218 | 4,349 | 1,971 | 65,577 |
| I559 | Other accommodation | - | 107 | - | - | 882 |
| I561 | Restaurants and mobile food service activities | 11,652 | 13,760 | 9,410 | 113,361 | 1,147,105 |
| I562 | Event catering and other food service activities | - | 562 | - | 8 | 1,986 |
| I563 | Beverage serving activities | - | 4,408 | 1,105 | 4,654 | 570,228 |
| | XIII - Caraga | - | 26,313 | 8,886 | 100,042 | 829,573 |
| I551 | Short term accommodation activities | - | 11,965 | 3,947 | 3,104 | 38,011 |
| I561 | Restaurants and mobile food service activities | - | 11,436 | 4,650 | 94,534 | 775,933 |
| I562 | Event catering and other food service activities | - | 1,324 | 141 | - | 893 |
| I563 | Beverage serving activities | - | 1,588 | 148 | 2,403 | 14,737 |
| | Autonomous Region in Muslim Mindanao | - | 184 | - | 6,416 | 16,663 |
| I551 | Short term accommodation activities | - | 122 | - | 109 | 1,502 |
| I561 | Restaurants and mobile food service activities | - | 62 | - | 6,294 | 15,110 |
| I562 | Event catering and other food service activities | S | S | S | S | S |
| I563 | Beverage serving activities | S | S | S | S | S |

Note:

- denotes zero value

S- Data Suppressed

Source: Philippine Statistics Authority, 2018 Census of Philippine Business and Industry

TABLE 5.4 Number of Establishments and Cost of Goods Sold for Accommodation and Food Service Activities Establishments by Region and Industry Group: Philippines, 2018*(Values are in thousand PhP, except for number of establishments. Details may not add-up to total due to rounding and/or statistical disclosure control.)*

| 2009 PSIC Code | Region/ Industry Description | Number of Establishments | Cost of Goods Sold | Goods for Resale Inventories, Beginning | Goods Purchased for Resale | Goods for Resale Inventories, Ending |
|----------------------|--|--------------------------------|-----------------------|--|----------------------------------|---|
| | | (1) | (2) | (3) | (4) | (5) |
| | PHILIPPINES | 44,487 | 257,558 | 27,042 | 269,408 | 38,892 |
| I551 | Short term accommodation activities | 5,960 | 122,707 | 23,636 | 135,465 | 36,395 |
| I559 | Other accommodation | 734 | - | - | - | - |
| I561 | Restaurants and mobile food service activities | 33,451 | 134,851 | 3,406 | 133,942 | 2,497 |
| I562 | Event catering and other food service activities | 836 | - | - | - | - |
| I563 | Beverage serving activities | 3,506 | - | - | - | - |
| | National Capital Region | 9,706 | 66,773 | 6,653 | 68,628 | 8,507 |
| I551 | Short term accommodation activities | 603 | 66,773 | 6,653 | 68,628 | 8,507 |
| I559 | Other accommodation | 43 | - | - | - | - |
| I561 | Restaurants and mobile food service activities | 8,161 | - | - | - | - |
| I562 | Event catering and other food service activities | 151 | - | - | - | - |
| I563 | Beverage serving activities | 748 | - | - | - | - |
| | Cordillera Administrative Region | 1,293 | - | - | - | - |
| I551 | Short term accommodation activities | 224 | - | - | - | - |
| I559 | Other accommodation | 70 | - | - | - | - |
| I561 | Restaurants and mobile food service activities | 870 | - | - | - | - |
| I562 | Event catering and other food service activities | 7 | - | - | - | - |
| I563 | Beverage serving activities | 122 | - | - | - | - |
| | I - Ilocos Region | 1,544 | - | - | - | - |
| I551 | Short term accommodation activities | 200 | - | - | - | - |
| I559 | Other accommodation | 43 | - | - | - | - |
| I561 | Restaurants and mobile food service activities | 1,065 | - | - | - | - |

Continued

TABLE 5.4 Number of Establishments and Cost of Goods Sold for Accommodation and Food Service Activities Establishments by Region and Industry Group: Philippines, 2018 *(continued)**(Values are in thousand PhP, except for number of establishments. Details may not add-up to total due to rounding and/or statistical disclosure control.)*

| 2009 PSIC Code | Region/ Industry Description | Number of Establishments | Cost of Goods Sold | Goods for Resale Inventories, Beginning | Goods Purchased for Resale | Goods for Resale Inventories, Ending |
|----------------------|--|--------------------------------|-----------------------|--|----------------------------------|---|
| | | (1) | (2) | (3) | (4) | (5) |
| I562 | Event catering and other food service activities | 40 | - | - | - | - |
| I563 | Beverage serving activities | 196 | - | - | - | - |
| | II - Cagayan Valley | 1,499 | - | - | - | - |
| I551 | Short term accommodation activities | 323 | - | - | - | - |
| I559 | Other accommodation | 49 | - | - | - | - |
| I561 | Restaurants and mobile food service activities | 1,013 | - | - | - | - |
| I562 | Event catering and other food service activities | 12 | - | - | - | - |
| I563 | Beverage serving activities | 102 | - | - | - | - |
| | III - Central Luzon | 4,544 | - | - | - | - |
| I551 | Short term accommodation activities | 663 | - | - | - | - |
| I559 | Other accommodation | 66 | - | - | - | - |
| I561 | Restaurants and mobile food service activities | 3,094 | - | - | - | - |
| I562 | Event catering and other food service activities | 96 | - | - | - | - |
| I563 | Beverage serving activities | 624 | - | - | - | - |
| | IVA - CALABARZON | 5,001 | - | - | - | - |
| I551 | Short term accommodation activities | 594 | - | - | - | - |
| I559 | Other accommodation | 19 | - | - | - | - |
| I561 | Restaurants and mobile food service activities | 3,974 | - | - | - | - |
| I562 | Event catering and other food service activities | 95 | - | - | - | - |
| I563 | Beverage serving activities | 318 | - | - | - | - |
| | MIMAROPA Region | 1,277 | 44,297 | 16,624 | 55,364 | 27,691 |
| I551 | Short term accommodation activities | 338 | 44,297 | 16,548 | 55,288 | 27,538 |

Continued

TABLE 5.4 Number of Establishments and Cost of Goods Sold for Accommodation and Food Service Activities Establishments by Region and Industry Group: Philippines, 2018 *(continued)**(Values are in thousand PhP, except for number of establishments. Details may not add-up to total due to rounding and/or statistical disclosure control.)*

| 2009 PSIC Code | Region/ Industry Description | Number of Establishments | Cost of Goods Sold | Goods for Resale Inventories, Beginning | Goods Purchased for Resale | Goods for Resale Inventories, Ending |
|----------------------|--|--------------------------------|-----------------------|--|----------------------------------|---|
| | | (1) | (2) | (3) | (4) | (5) |
| I561 | Restaurants and mobile food service activities | 770 | - | 76 | 76 | 153 |
| I562 | Event catering and other food service activities | 39 | - | - | - | - |
| I563 | Beverage serving activities | 130 | - | - | - | - |
| | V - Bicol Region | 1,475 | - | 361 | - | 361 |
| I551 | Short term accommodation activities | 287 | - | - | - | - |
| I559 | Other accommodation | 50 | - | - | - | - |
| I561 | Restaurants and mobile food service activities | 1,043 | - | 361 | - | 361 |
| I562 | Event catering and other food service activities | 22 | - | - | - | - |
| I563 | Beverage serving activities | 72 | - | - | - | - |
| | VI - Western Visayas | 2,650 | - | - | - | - |
| I551 | Short term accommodation activities | 388 | - | - | - | - |
| I559 | Other accommodation | 47 | - | - | - | - |
| I561 | Restaurants and mobile food service activities | 1,933 | - | - | - | - |
| I562 | Event catering and other food service activities | 38 | - | - | - | - |
| I563 | Beverage serving activities | 244 | - | - | - | - |
| | VII - Central Visayas | 3,963 | 16,908 | 193 | 16,888 | 173 |
| I551 | Short term accommodation activities | 772 | 1,760 | 193 | 1,740 | 173 |
| I559 | Other accommodation | 44 | - | - | - | - |
| I561 | Restaurants and mobile food service activities | 2,710 | 15,148 | - | 15,148 | - |
| I562 | Event catering and other food service activities | 94 | - | - | - | - |
| I563 | Beverage serving activities | 344 | - | - | - | - |
| | VIII - Eastern Visayas | 1,447 | 9,876 | 242 | 9,810 | 176 |
| I551 | Short term accommodation activities | 244 | 9,876 | 242 | 9,810 | 176 |

Continued

TABLE 5.4 Number of Establishments and Cost of Goods Sold for Accommodation and Food Service Activities Establishments by Region and Industry Group: Philippines, 2018 *(continued)**(Values are in thousand PhP, except for number of establishments. Details may not add-up to total due to rounding and/or statistical disclosure control.)*

| 2009 PSIC Code | Region/ Industry Description | Number of Establishments | Cost of Goods Sold | Goods for Resale Inventories, Beginning | Goods Purchased for Resale | Goods for Resale Inventories, Ending |
|----------------------|---|--------------------------------|-----------------------|--|----------------------------------|---|
| | | (1) | (2) | (3) | (4) | (5) |
| I559 | Other accommodation | 79 | - | - | - | - |
| I561 | Restaurants and mobile food service activities | 1,062 | - | - | - | - |
| I562 | Event catering and other food service activities | 43 | - | - | - | - |
| I563 | Beverage serving activities | 19 | - | - | - | - |
| | IX - Zamboanga Peninsula | 2,197 | 119,703 | 2,968 | 118,718 | 1,983 |
| I551 | Short term accommodation activities | 218 | - | - | - | - |
| I559 | Other accommodation | 99 | - | - | - | - |
| I561 | Restaurants and mobile food service activities | 1,734 | 119,703 | 2,968 | 118,718 | 1,983 |
| I562 | Event catering and other food service activities | 49 | - | - | - | - |
| I563 | Beverage serving activities | 97 | - | - | - | - |
| | X - Northern Mindanao | 1,981 | - | - | - | - |
| I551 | Short term accommodation activities | 307 | - | - | - | - |
| I559 | Other accommodation | 4 | - | - | - | - |
| I561 | Restaurants and mobile food service activities | 1,518 | - | - | - | - |
| I562 | Event catering and other food service activities | 35 | - | - | - | - |
| I563 | Beverage serving activities | 118 | - | - | - | - |
| | XI - Davao Region | 1,778 | - | - | - | - |
| I551 | Short term accommodation activities | 270 | - | - | - | - |
| I559 | Other accommodation | 69 | - | - | - | - |
| I561 | Restaurants and mobile food service activities | 1,333 | - | - | - | - |
| I562 | Event catering and other food service activities | 48 | - | - | - | - |
| I563 | Beverage serving activities | 59 | - | - | - | - |

Continued

TABLE 5.4 Number of Establishments and Cost of Goods Sold for Accommodation and Food Service Activities Establishments by Region and Industry Group: Philippines, 2018 (*concuded*)

(Values are in thousand PhP, except for number of establishments. Details may not add-up to total due to rounding and/or statistical disclosure control.)

| 2009 PSIC Code | Region/ Industry Description | Number of Establishments | Cost of Goods Sold | Goods for Resale Inventories, Beginning | Goods Purchased for Resale | Goods for Resale Inventories, Ending |
|----------------------|--|--------------------------------|-----------------------|--|----------------------------------|---|
| | | (1) | (2) | (3) | (4) | (5) |
| | XII - SOCCSKSARGEN | 1,877 | - | - | - | - |
| I551 | Short term accommodation activities | 267 | - | - | - | - |
| I559 | Other accommodation | 53 | - | - | - | - |
| I561 | Restaurants and mobile food service activities | 1,390 | - | - | - | - |
| I562 | Event catering and other food service activities | 50 | - | - | - | - |
| I563 | Beverage serving activities | 117 | - | - | - | - |
| | XIII - Caraga | 1,359 | - | - | - | - |
| I551 | Short term accommodation activities | 167 | - | - | - | - |
| I561 | Restaurants and mobile food service activities | 1,074 | - | - | - | - |
| I562 | Event catering and other food service activities | 14 | - | - | - | - |
| I563 | Beverage serving activities | 105 | - | - | - | - |
| | Autonomous Region in Muslim Mindanao | 896 | - | - | - | - |
| I551 | Short term accommodation activities | 96 | - | - | - | - |
| I561 | Restaurants and mobile food service activities | 708 | - | - | - | - |
| I562 | Event catering and other food service activities | S | S | S | S | S |
| I563 | Beverage serving activities | S | S | S | S | S |

Note:

- denotes zero value

S- Data Suppressed

Source: Philippine Statistics Authority, 2018 Census of Philippine Business and Industry

TABLE 5.5 Number of Establishments and Taxes on Products and Other Taxes on Production by Type for Accommodation and Food Service Activities Establishments by Region and Industry Group: Philippines, 2018

(Values are in thousand PhP, except for number of establishments. Details may not add-up to total due to rounding and/or statistical disclosure control.)

| 2009 PSIC Code | Region/ Industry Description | Number of Establishments | Taxes on Products and Other Taxes on Production | | |
|----------------------|--|--------------------------------|---|----------------------|------------------------------|
| | | | Total | Taxes on Products | Other Taxes on Production |
| | | (1) | (2) | (3) | (4) |
| | PHILIPPINES | 44,487 | 16,265,866 | 4,428,556 | 11,837,311 |
| I551 | Short term accommodation activities | 5,960 | 3,455,090 | 408,785 | 3,046,305 |
| I559 | Other accommodation | 734 | 39,541 | 2,104 | 37,437 |
| I561 | Restaurants and mobile food service activities | 33,451 | 11,958,938 | 3,817,919 | 8,141,019 |
| I562 | Event catering and other food service activities | 836 | 199,647 | 62,448 | 137,199 |
| I563 | Beverage serving activities | 3,506 | 612,651 | 137,299 | 475,351 |
| | National Capital Region | 9,706 | 7,182,418 | 1,795,726 | 5,386,691 |
| I551 | Short term accommodation activities | 603 | 1,461,019 | 27,758 | 1,433,261 |
| I559 | Other accommodation | 43 | 14,452 | - | 14,452 |
| I561 | Restaurants and mobile food service activities | 8,161 | 5,270,857 | 1,662,194 | 3,608,662 |
| I562 | Event catering and other food service activities | 151 | 120,437 | 26,871 | 93,566 |
| I563 | Beverage serving activities | 748 | 315,653 | 78,903 | 236,750 |
| | Cordillera Administrative Region | 1,293 | 339,974 | 138,064 | 201,910 |
| I551 | Short term accommodation activities | 224 | 61,924 | 16,327 | 45,597 |
| I559 | Other accommodation | 70 | 2,719 | - | 2,719 |
| I561 | Restaurants and mobile food service activities | 870 | 256,039 | 116,952 | 139,086 |
| I562 | Event catering and other food service activities | 7 | 506 | 246 | 260 |
| I563 | Beverage serving activities | 122 | 18,787 | 4,539 | 14,248 |
| | I - Ilocos Region | 1,544 | 321,066 | 61,137 | 259,929 |
| I551 | Short term accommodation activities | 200 | 39,861 | 3,735 | 36,126 |
| I559 | Other accommodation | 43 | 785 | - | 785 |
| I561 | Restaurants and mobile food service activities | 1,065 | 263,155 | 50,417 | 212,739 |
| I562 | Event catering and other food service activities | 40 | 476 | 29 | 448 |
| I563 | Beverage serving activities | 196 | 16,788 | 6,956 | 9,832 |

Continued

TABLE 5.5 Number of Establishments and Taxes on Products and Other Taxes on Production by Type for Accommodation and Food Service Activities Establishments by Region and Industry Group: Philippines, 2018 *(continued)**(Values are in thousand PhP, except for number of establishments. Details may not add-up to total due to rounding and/or statistical disclosure control.)*

| 2009 PSIC Code | Region/ Industry Description | Number of Establishments | Taxes on Products and Other Taxes on Production | | |
|----------------------|--|--------------------------------|---|----------------------|------------------------------|
| | | | Total | Taxes on Products | Other Taxes on Production |
| | | (1) | (2) | (3) | (4) |
| | II - Cagayan Valley | 1,499 | 264,264 | 40,548 | 223,715 |
| I551 | Short term accommodation activities | 323 | 32,633 | 7,892 | 24,740 |
| I559 | Other accommodation | 49 | 390 | - | 390 |
| I561 | Restaurants and mobile food service activities | 1,013 | 226,501 | 30,738 | 195,764 |
| I562 | Event catering and other food service activities | 12 | 1,122 | - | 1,122 |
| I563 | Beverage serving activities | 102 | 3,617 | 1,918 | 1,699 |
| | III - Central Luzon | 4,544 | 1,813,190 | 455,832 | 1,357,358 |
| I551 | Short term accommodation activities | 663 | 446,693 | 27,966 | 418,727 |
| I559 | Other accommodation | 66 | 1,327 | - | 1,327 |
| I561 | Restaurants and mobile food service activities | 3,094 | 1,260,272 | 410,204 | 850,067 |
| I562 | Event catering and other food service activities | 96 | 5,642 | 2,014 | 3,628 |
| I563 | Beverage serving activities | 624 | 99,256 | 15,647 | 83,609 |
| | IVA - CALABARZON | 5,001 | 1,712,964 | 557,130 | 1,155,834 |
| I551 | Short term accommodation activities | 594 | 231,275 | 57,481 | 173,793 |
| I559 | Other accommodation | 19 | 332 | - | 332 |
| I561 | Restaurants and mobile food service activities | 3,974 | 1,441,459 | 495,513 | 945,946 |
| I562 | Event catering and other food service activities | 95 | 14,935 | 3,883 | 11,052 |
| I563 | Beverage serving activities | 318 | 24,963 | 253 | 24,710 |
| | MIMAROPA Region | 1,277 | 360,311 | 75,604 | 284,707 |
| I551 | Short term accommodation activities | 338 | 146,702 | 47,251 | 99,451 |
| I561 | Restaurants and mobile food service activities | 770 | 197,033 | 18,678 | 178,355 |
| I562 | Event catering and other food service activities | 39 | 501 | - | 501 |
| I563 | Beverage serving activities | 130 | 16,074 | 9,675 | 6,399 |

Continued

TABLE 5.5 Number of Establishments and Taxes on Products and Other Taxes on Production by Type for Accommodation and Food Service Activities Establishments by Region and Industry Group: Philippines, 2018 *(continued)**(Values are in thousand PhP, except for number of establishments. Details may not add-up to total due to rounding and/or statistical disclosure control.)*

| 2009 PSIC Code | Region/ Industry Description | Number of Establishments | Taxes on Products and Other Taxes on Production | | |
|----------------------|--|--------------------------------|---|----------------------|------------------------------|
| | | | Total | Taxes on Products | Other Taxes on Production |
| | | (1) | (2) | (3) | (4) |
| | V - Bicol Region | 1,475 | 302,750 | 78,328 | 224,422 |
| I551 | Short term accommodation activities | 287 | 24,708 | 4,575 | 20,133 |
| I559 | Other accommodation | 50 | 2,782 | 69 | 2,713 |
| I561 | Restaurants and mobile food service activities | 1,043 | 272,665 | 73,160 | 199,506 |
| I562 | Event catering and other food service activities | 22 | 653 | - | 653 |
| I563 | Beverage serving activities | 72 | 1,942 | 524 | 1,418 |
| | VI - Western Visayas | 2,650 | 941,269 | 360,340 | 580,930 |
| I551 | Short term accommodation activities | 388 | 148,002 | 49,600 | 98,402 |
| I559 | Other accommodation | 47 | 5,401 | 1,040 | 4,361 |
| I561 | Restaurants and mobile food service activities | 1,933 | 765,123 | 301,649 | 463,473 |
| I562 | Event catering and other food service activities | 38 | 2,553 | - | 2,553 |
| I563 | Beverage serving activities | 244 | 20,190 | 8,050 | 12,140 |
| | VII - Central Visayas | 3,963 | 1,412,658 | 463,521 | 949,137 |
| I551 | Short term accommodation activities | 772 | 500,499 | 98,212 | 402,287 |
| I559 | Other accommodation | 44 | 2,010 | - | 2,010 |
| I561 | Restaurants and mobile food service activities | 2,710 | 850,541 | 358,875 | 491,666 |
| I562 | Event catering and other food service activities | 94 | 10,991 | 572 | 10,419 |
| I563 | Beverage serving activities | 344 | 48,617 | 5,862 | 42,755 |
| | VIII - Eastern Visayas | 1,447 | 194,791 | 99,265 | 95,526 |
| I551 | Short term accommodation activities | 244 | 43,655 | 14,881 | 28,774 |
| I559 | Other accommodation | 79 | 3,118 | 643 | 2,475 |
| I561 | Restaurants and mobile food service activities | 1,062 | 142,361 | 82,470 | 59,891 |
| I562 | Event catering and other food service activities | 43 | 4,907 | 1,270 | 3,637 |
| I563 | Beverage serving activities | 19 | 750 | - | 750 |

Continued

TABLE 5.5 Number of Establishments and Taxes on Products and Other Taxes on Production by Type for Accommodation and Food Service Activities Establishments by Region and Industry Group: Philippines, 2018 *(continued)**(Values are in thousand PhP, except for number of establishments. Details may not add-up to total due to rounding and/or statistical disclosure control.)*

| 2009 PSIC Code | Region/ Industry Description | Number of Establishments | Taxes on Products and Other Taxes on Production | | |
|----------------------|--|--------------------------------|---|----------------------|------------------------------|
| | | | Total | Taxes on Products | Other Taxes on Production |
| | | (1) | (2) | (3) | (4) |
| | IX - Zamboanga Peninsula | 2,197 | 175,799 | 30,268 | 145,531 |
| I551 | Short term accommodation activities | 218 | 25,241 | 7,618 | 17,623 |
| I559 | Other accommodation | 99 | 426 | 17 | 409 |
| I561 | Restaurants and mobile food service activities | 1,734 | 144,471 | 22,502 | 121,968 |
| I562 | Event catering and other food service activities | 49 | 1,770 | 130 | 1,640 |
| I563 | Beverage serving activities | 97 | 3,891 | - | 3,891 |
| | X - Northern Mindanao | 1,981 | 318,688 | 64,076 | 254,612 |
| I551 | Short term accommodation activities | 307 | 70,254 | 7,528 | 62,726 |
| I559 | Other accommodation | 4 | 65 | - | 65 |
| I561 | Restaurants and mobile food service activities | 1,518 | 234,536 | 55,314 | 179,222 |
| I562 | Event catering and other food service activities | 35 | 2,437 | 1,234 | 1,203 |
| I563 | Beverage serving activities | 118 | 11,397 | - | 11,397 |
| | XI - Davao Region | 1,778 | 518,939 | 112,678 | 406,260 |
| I551 | Short term accommodation activities | 270 | 123,822 | 16,637 | 107,184 |
| I559 | Other accommodation | 69 | 5,105 | - | 5,105 |
| I561 | Restaurants and mobile food service activities | 1,333 | 377,782 | 96,041 | 281,741 |
| I562 | Event catering and other food service activities | 48 | 1,965 | - | 1,965 |
| I563 | Beverage serving activities | 59 | 10,265 | - | 10,265 |
| | XII - SOCCSKSARGEN | 1,877 | 244,007 | 50,907 | 193,101 |
| I551 | Short term accommodation activities | 267 | 36,748 | 11,966 | 24,782 |
| I559 | Other accommodation | 53 | 628 | 335 | 293 |
| I561 | Restaurants and mobile food service activities | 1,390 | 190,487 | 37,531 | 152,956 |
| I562 | Event catering and other food service activities | 50 | 3,037 | - | 3,037 |
| I563 | Beverage serving activities | 117 | 13,108 | 1,076 | 12,033 |

Continued

TABLE 5.5 Number of Establishments and Taxes on Products and Other Taxes on Production by Type for Accommodation and Food Service Activities Establishments by Region and Industry Group: Philippines, 2018 *(concluded)*

(Values are in thousand PhP, except for number of establishments. Details may not add-up to total due to rounding and/or statistical disclosure control.)

| 2009 PSIC Code | Region/ Industry Description | Number of Establishments | Taxes on Products and Other Taxes on Production | | |
|----------------------|--|--------------------------------|---|----------------------|------------------------------|
| | | | Total | Taxes on Products | Other Taxes on Production |
| | | (1) | (2) | (3) | (4) |
| | XIII - Caraga | 1,359 | 155,164 | 44,646 | 110,519 |
| I551 | Short term accommodation activities | 167 | 60,124 | 8,935 | 51,188 |
| I561 | Restaurants and mobile food service activities | 1,074 | 60,151 | 5,623 | 54,528 |
| I562 | Event catering and other food service activities | 14 | 27,659 | 26,199 | 1,460 |
| I563 | Beverage serving activities | 105 | 7,231 | 3,888 | 3,343 |
| | Autonomous Region in Muslim Mindanao | 896 | 7,614 | 486 | 7,128 |
| I551 | Short term accommodation activities | 96 | 1,932 | 421 | 1,511 |
| I561 | Restaurants and mobile food service activities | 708 | 5,507 | 58 | 5,449 |
| I562 | Event catering and other food service activities | S | S | S | S |
| I563 | Beverage serving activities | S | S | S | S |

Note:

S- Data Suppressed

Source: Philippine Statistics Authority, 2018 Census of Philippine Business and Industry

TABLE 5.6 Number of Establishments and Other Expense by Type for Accommodation and Food Service Activities Establishments by Region and Industry Group: Philippines, 2018*(Values are in thousand PhP, except for number of establishments. Details may not add-up to total due to rounding and/or statistical disclosure control.)*

| 2009 PSIC Code | Region/ Industry Description | Number of Establishments | Other Expense | | | | | |
|----------------|--|--------------------------|------------------|-------------------------|---------------------------------|------------------------|---|------------------|
| | | | Total | Foreign Exchange Losses | Charitable Donations and Grants | Bad and Doubtful Debts | Loss from Sale of Investment and Assets and Marketable Securities | Others |
| | | (1) | (2) | (3) | (4) | (5) | (6) | (7) |
| | PHILIPPINES | 44,487 | 9,008,251 | 374,326 | 224,558 | 170,685 | 496,395 | 7,743,039 |
| I551 | Short term accommodation activities | 5,960 | 3,387,219 | 331,352 | 156,216 | 23,059 | 4,403 | 2,872,939 |
| I559 | Other accommodation | 734 | 44,477 | 30,435 | 1,445 | 1,748 | 1,737 | 9,111 |
| I561 | Restaurants and mobile food service activities | 33,451 | 3,952,577 | 11,650 | 52,278 | 131,625 | 123,201 | 3,633,825 |
| I562 | Event catering and other food service activities | 836 | 1,136,716 | - | 7,971 | 13,042 | - | 1,115,703 |
| I563 | Beverage serving activities | 3,506 | 487,262 | 888 | 6,648 | 1,212 | 367,054 | 111,460 |
| | National Capital Region | 9,706 | 4,675,494 | 334,897 | 46,249 | 32,188 | 31,203 | 4,230,959 |
| I551 | Short term accommodation activities | 603 | 1,611,760 | 296,168 | 23,342 | 10,831 | 604 | 1,280,815 |
| I559 | Other accommodation | 43 | 37,259 | 30,435 | 286 | 1,748 | - | 4,790 |
| I561 | Restaurants and mobile food service activities | 8,161 | 1,891,516 | 7,921 | 20,293 | 7,376 | 30,599 | 1,825,328 |
| I562 | Event catering and other food service activities | 151 | 1,051,915 | - | 1,656 | 11,877 | - | 1,038,382 |
| I563 | Beverage serving activities | 748 | 83,044 | 373 | 671 | 356 | - | 81,644 |
| | Cordillera Administrative Region | 1,293 | 106,962 | - | 3,647 | - | - | 103,315 |
| I551 | Short term accommodation activities | 224 | 61,899 | - | 1,279 | - | - | 60,620 |
| I559 | Other accommodation | 70 | 660 | - | - | - | - | 660 |
| I561 | Restaurants and mobile food service activities | 870 | 44,073 | - | 2,368 | - | - | 41,705 |
| I562 | Event catering and other food service activities | 7 | - | - | - | - | - | - |
| I563 | Beverage serving activities | 122 | 329 | - | - | - | - | 329 |
| | I - Ilocos Region | 1,544 | 154,626 | 17 | 1,847 | 1,247 | 179 | 151,336 |
| I551 | Short term accommodation activities | 200 | 27,206 | - | 124 | 209 | 179 | 26,694 |
| I559 | Other accommodation | 43 | - | - | - | - | - | - |
| I561 | Restaurants and mobile food service activities | 1,065 | 123,809 | 17 | 384 | 1,039 | - | 122,369 |

Continued

TABLE 5.6 Number of Establishments and Other Expense by Type for Accommodation and Food Service Activities Establishments by Region and Industry Group: Philippines, 2018 *(continued)**(Values are in thousand PhP, except for number of establishments. Details may not add-up to total due to rounding and/or statistical disclosure control.)*

| 2009 PSIC Code | Region/ Industry Description | Number of Establishments | Other Expense | | | | | |
|----------------|--|--------------------------|----------------|-------------------------|---------------------------------|------------------------|---|----------------|
| | | | Total | Foreign Exchange Losses | Charitable Donations and Grants | Bad and Doubtful Debts | Loss from Sale of Investment and Assets and Marketable Securities | Others |
| | | (1) | (2) | (3) | (4) | (5) | (6) | (7) |
| I562 | Event catering and other food service activities | 40 | 1,359 | - | 1,338 | - | - | 21 |
| I563 | Beverage serving activities | 196 | 2,251 | - | - | - | - | 2,251 |
| | II - Cagayan Valley | 1,499 | 35,073 | - | 872 | 272 | - | 33,929 |
| I551 | Short term accommodation activities | 323 | 4,719 | - | 387 | - | - | 4,332 |
| I559 | Other accommodation | 49 | 283 | - | - | - | - | 283 |
| I561 | Restaurants and mobile food service activities | 1,013 | 29,220 | - | 484 | 81 | - | 28,655 |
| I562 | Event catering and other food service activities | 12 | - | - | - | - | - | - |
| I563 | Beverage serving activities | 102 | 851 | - | - | 192 | - | 659 |
| | III - Central Luzon | 4,544 | 748,647 | 25,134 | 85,930 | 286 | 18,094 | 619,202 |
| I551 | Short term accommodation activities | 663 | 362,677 | 23,779 | 81,083 | 155 | - | 257,660 |
| I559 | Other accommodation | 66 | 593 | - | - | - | - | 593 |
| I561 | Restaurants and mobile food service activities | 3,094 | 376,155 | 840 | 1,176 | 131 | 17,655 | 356,352 |
| I562 | Event catering and other food service activities | 96 | 4,265 | - | 3,558 | - | - | 707 |
| I563 | Beverage serving activities | 624 | 4,956 | 515 | 113 | - | 439 | 3,889 |
| | IVA - CALABARZON | 5,001 | 524,126 | 3,874 | 46,019 | 6,598 | 81 | 467,554 |
| I551 | Short term accommodation activities | 594 | 138,668 | 3,871 | 34,863 | 1,474 | 81 | 98,380 |
| I559 | Other accommodation | 19 | - | - | - | - | - | - |
| I561 | Restaurants and mobile food service activities | 3,974 | 382,598 | 3 | 10,785 | 4,447 | - | 367,363 |
| I562 | Event catering and other food service activities | 95 | 2,110 | - | 313 | 111 | - | 1,687 |
| I563 | Beverage serving activities | 318 | 750 | - | 58 | 567 | - | 125 |
| | MIMAROPA Region | 1,277 | 170,533 | 54 | 482 | 2,658 | 1,844 | 165,496 |
| I551 | Short term accommodation activities | 338 | 143,418 | 54 | 477 | 2,560 | 1,844 | 138,483 |

Continued

TABLE 5.6 Number of Establishments and Other Expense by Type for Accommodation and Food Service Activities Establishments by Region and Industry Group: Philippines, 2018 *(continued)**(Values are in thousand PhP, except for number of establishments. Details may not add-up to total due to rounding and/or statistical disclosure control.)*

| 2009 PSIC Code | Region/ Industry Description | Number of Establishments | Other Expense | | | | | |
|----------------|--|--------------------------|------------------|-------------------------|---------------------------------|------------------------|---|------------------|
| | | | Total | Foreign Exchange Losses | Charitable Donations and Grants | Bad and Doubtful Debts | Loss from Sale of Investment and Assets and Marketable Securities | Others |
| | | (1) | (2) | (3) | (4) | (5) | (6) | (7) |
| 1561 | Restaurants and mobile food service activities | 770 | 21,909 | - | 5 | - | - | 21,905 |
| 1562 | Event catering and other food service activities | 39 | 3,966 | - | - | - | - | 3,966 |
| 1563 | Beverage serving activities | 130 | 1,240 | - | - | 98 | - | 1,142 |
| | V - Bicol Region | 1,475 | 93,868 | - | 1,699 | 150 | - | 92,019 |
| 1551 | Short term accommodation activities | 287 | 15,033 | - | 743 | 66 | - | 14,224 |
| 1559 | Other accommodation | 50 | - | - | - | - | - | - |
| 1561 | Restaurants and mobile food service activities | 1,043 | 76,376 | - | 815 | - | - | 75,561 |
| 1562 | Event catering and other food service activities | 22 | 1,738 | - | 90 | 84 | - | 1,564 |
| 1563 | Beverage serving activities | 72 | 722 | - | 51 | - | - | 671 |
| | VI - Western Visayas | 2,650 | 302,561 | 2,635 | 1,650 | 1,382 | - | 296,894 |
| 1551 | Short term accommodation activities | 388 | 100,249 | 501 | 432 | 556 | - | 98,760 |
| 1559 | Other accommodation | 47 | 692 | - | 108 | - | - | 584 |
| 1561 | Restaurants and mobile food service activities | 1,933 | 195,410 | 2,135 | 624 | 825 | - | 191,826 |
| 1562 | Event catering and other food service activities | 38 | 257 | - | - | - | - | 257 |
| 1563 | Beverage serving activities | 244 | 5,953 | - | 487 | - | - | 5,466 |
| | VII - Central Visayas | 3,963 | 1,089,693 | 6,912 | 13,408 | 2,184 | - | 1,067,189 |
| 1551 | Short term accommodation activities | 772 | 790,719 | 6,902 | 11,513 | 1,919 | - | 770,386 |
| 1559 | Other accommodation | 44 | 1,209 | - | - | - | - | 1,209 |
| 1561 | Restaurants and mobile food service activities | 2,710 | 252,418 | 10 | 1,848 | 266 | - | 250,294 |
| 1562 | Event catering and other food service activities | 94 | 36,231 | - | 27 | - | - | 36,204 |
| 1563 | Beverage serving activities | 344 | 9,116 | - | 20 | - | - | 9,096 |

Continued

TABLE 5.6 Number of Establishments and Other Expense by Type for Accommodation and Food Service Activities Establishments by Region and Industry Group: Philippines, 2018 *(continued)**(Values are in thousand PhP, except for number of establishments. Details may not add-up to total due to rounding and/or statistical disclosure control.)*

| 2009 PSIC Code | Region/ Industry Description | Number of Establishments | Other Expense | | | | | |
|----------------------|--|--------------------------------|----------------|-------------------------------|--|------------------------------|--|----------------|
| | | | Total | Foreign Exchange Losses | Charitable Donations and Grants | Bad and Doubtful Debts | Loss from Sale of Investment and Assets and Marketable Securities | Others |
| | | (1) | (2) | (3) | (4) | (5) | (6) | (7) |
| | VIII - Eastern Visayas | 1,447 | 109,697 | - | 762 | 27 | - | 108,907 |
| I551 | Short term accommodation activities | 244 | 48,310 | - | 76 | - | - | 48,234 |
| I559 | Other accommodation | 79 | 323 | - | - | - | - | 323 |
| I561 | Restaurants and mobile food service activities | 1,062 | 59,797 | - | 686 | 27 | - | 59,084 |
| I562 | Event catering and other food service activities | 43 | 1,254 | - | - | - | - | 1,254 |
| I563 | Beverage serving activities | 19 | 11 | - | - | - | - | 11 |
| | IX - Zamboanga Peninsula | 2,197 | 85,335 | - | 4,263 | 447 | 387 | 80,238 |
| I551 | Short term accommodation activities | 218 | 7,576 | - | 267 | 446 | - | 6,863 |
| I559 | Other accommodation | 99 | 140 | - | - | - | - | 140 |
| I561 | Restaurants and mobile food service activities | 1,734 | 50,840 | - | 3,269 | 1 | 387 | 47,184 |
| I562 | Event catering and other food service activities | 49 | 26,231 | - | 728 | - | - | 25,504 |
| I563 | Beverage serving activities | 97 | 547 | - | - | - | - | 547 |
| | X - Northern Mindanao | 1,981 | 705,203 | - | 15,736 | 115,226 | 442,755 | 131,487 |
| I551 | Short term accommodation activities | 307 | 16,165 | - | 742 | 11 | 1,580 | 13,832 |
| I559 | Other accommodation | 4 | 1,052 | - | 1,052 | - | - | - |
| I561 | Restaurants and mobile food service activities | 1,518 | 312,946 | - | 8,915 | 115,215 | 74,560 | 114,256 |
| I562 | Event catering and other food service activities | 35 | 1,370 | - | - | - | - | 1,370 |
| I563 | Beverage serving activities | 118 | 373,670 | - | 5,028 | - | 366,614 | 2,029 |
| | XI - Davao Region | 1,778 | 118,599 | 78 | 1,290 | 7,827 | 1,737 | 107,667 |
| I551 | Short term accommodation activities | 270 | 44,747 | 78 | 679 | 4,724 | - | 39,266 |
| I559 | Other accommodation | 69 | 2,265 | - | - | - | 1,737 | 528 |
| I561 | Restaurants and mobile food service activities | 1,333 | 66,183 | - | 410 | 2,133 | - | 63,640 |

Continued

TABLE 5.6 Number of Establishments and Other Expense by Type for Accommodation and Food Service Activities Establishments by Region and Industry Group: Philippines, 2018 (*concluded*)

(Values are in thousand PhP, except for number of establishments. Details may not add-up to total due to rounding and/or statistical disclosure control.)

| 2009 PSIC Code | Region/ Industry Description | Number of Establishments | Other Expense | | | | | |
|----------------------|--|--------------------------------|---------------|-------------------------------|--|------------------------------|--|---------------|
| | | | Total | Foreign Exchange Losses | Charitable Donations and Grants | Bad and Doubtful Debts | Loss from Sale of Investment and Assets and Marketable Securities | Others |
| | | (1) | (2) | (3) | (4) | (5) | (6) | (7) |
| I562 | Event catering and other food service activities | 48 | 4,994 | - | 201 | 970 | - | 3,823 |
| I563 | Beverage serving activities | 59 | 410 | - | - | - | - | 410 |
| | XII - SOCCSKSARGEN | 1,877 | 56,163 | 724 | 320 | 85 | - | 55,034 |
| I551 | Short term accommodation activities | 267 | 5,137 | - | 125 | - | - | 5,011 |
| I559 | Other accommodation | 53 | - | - | - | - | - | - |
| I561 | Restaurants and mobile food service activities | 1,390 | 48,510 | 724 | 76 | 85 | - | 47,624 |
| I562 | Event catering and other food service activities | 50 | 196 | - | - | - | - | 196 |
| I563 | Beverage serving activities | 117 | 2,321 | - | 118 | - | - | 2,203 |
| | XIII - Caraga | 1,359 | 27,490 | - | 385 | 30 | - | 27,074 |
| I551 | Short term accommodation activities | 167 | 8,742 | - | 83 | 30 | - | 8,629 |
| I561 | Restaurants and mobile food service activities | 1,074 | 16,829 | - | 140 | - | - | 16,689 |
| I562 | Event catering and other food service activities | 14 | 828 | - | 59 | - | - | 769 |
| I563 | Beverage serving activities | 105 | 1,091 | - | 103 | - | - | 987 |
| | Autonomous Region in Muslim Mindanao | 896 | 4,184 | - | - | 78 | 116 | 4,740 |
| I551 | Short term accommodation activities | 96 | 195 | - | - | 78 | 116 | 751 |
| I561 | Restaurants and mobile food service activities | 708 | 3,989 | - | - | - | - | 3,989 |
| I562 | Event catering and other food service activities | S | S | S | S | S | S | S |
| I563 | Beverage serving activities | S | S | S | S | S | S | S |

Note:

- denotes zero value

S- Data Suppressed

Source: Philippine Statistics Authority, 2018 Census of Philippine Business and Industry

TABLE 6 Number of Establishments and Capital Expenditures by Type of Tangible Fixed Assets for Accommodation and Food Service Activities Establishments by Region and Industry Group: Philippines, 2018

(Values are in thousand PhP, except for number of establishments. Details may not add-up to total due to rounding and/or statistical disclosure control.)

| 2009 PSIC Code | Region/ Industry Description | Number of Establishments | Capital Expenditures for Tangible Fixed Assets | | | |
|----------------------|--|--------------------------------|--|------------|--|------------------------|
| | | | Total | Land | Buildings, Other Structures and Land Improvements | Transport Equipment |
| | | (1) | (2) | (3) | (4) | (5) |
| | PHILIPPINES | 44,487 | 97,846,992 | 63,122,000 | 18,133,821 | 1,737,716 |
| I551 | Short term accommodation activities | 5,960 | 76,375,504 | 62,663,796 | 7,887,215 | 503,772 |
| I559 | Other accommodation | 734 | 202,539 | 100,752 | 80,466 | - |
| I561 | Restaurants and mobile food service activities | 33,451 | 19,150,114 | 264,386 | 8,715,990 | 1,128,155 |
| I562 | Event catering and other food service activities | 836 | 1,501,625 | 11,033 | 1,210,632 | 59,775 |
| I563 | Beverage serving activities | 3,506 | 617,209 | 82,033 | 239,518 | 46,014 |
| | National Capital Region | 9,706 | 74,044,849 | 61,144,578 | 5,807,674 | 156,427 |
| I551 | Short term accommodation activities | 603 | 66,982,639 | 61,139,015 | 2,136,135 | 82,053 |
| I559 | Other accommodation | 43 | 331 | - | - | - |
| I561 | Restaurants and mobile food service activities | 8,161 | 6,693,829 | 5,563 | 3,561,693 | 41,760 |
| I562 | Event catering and other food service activities | 151 | 166,767 | - | 38,796 | 23,352 |
| I563 | Beverage serving activities | 748 | 201,284 | - | 71,050 | 9,262 |
| | Cordillera Administrative Region | 1,293 | 453,881 | 73,085 | 230,552 | 2,380 |
| I551 | Short term accommodation activities | 224 | 370,330 | 73,085 | 192,239 | 2,073 |
| I559 | Other accommodation | 70 | - | - | - | - |
| I561 | Restaurants and mobile food service activities | 870 | 81,921 | - | 38,313 | 307 |
| I562 | Event catering and other food service activities | 7 | - | - | - | - |
| I563 | Beverage serving activities | 122 | 1,630 | - | - | - |
| | I - Ilocos Region | 1,544 | 1,131,739 | 202,499 | 644,841 | 9,277 |
| I551 | Short term accommodation activities | 200 | 654,620 | 196,102 | 433,061 | 2,580 |
| I559 | Other accommodation | 43 | - | - | - | - |
| I561 | Restaurants and mobile food service activities | 1,065 | 404,457 | 5,671 | 182,422 | 6,698 |
| I562 | Event catering and other food service activities | 40 | 59 | - | - | - |

Continued

TABLE 6 Number of Establishments and Capital Expenditures by Type of Tangible Fixed Assets for Accommodation and Food Service Activities Establishments by Region and Industry Group: Philippines, 2018 *(continued)**(Values are in thousand PhP, except for number of establishments. Details may not add-up to total due to rounding and/or statistical disclosure control.)*

| 2009 PSIC Code | Region/ Industry Description | Number of Establishments | Capital Expenditures for Tangible Fixed Assets | | | |
|----------------------|--|--------------------------------|--|----------------|--|------------------------|
| | | | Total | Land | Buildings, Other Structures and Land Improvements | Transport Equipment |
| | | (1) | (2) | (3) | (4) | (5) |
| I563 | Beverage serving activities | 196 | 72,602 | 726 | 29,358 | - |
| | II - Cagayan Valley | 1,499 | 229,679 | 1,167 | 103,668 | 5,122 |
| I551 | Short term accommodation activities | 323 | 61,092 | 1,167 | 39,302 | 4,000 |
| I559 | Other accommodation | 49 | - | - | - | - |
| I561 | Restaurants and mobile food service activities | 1,013 | 168,471 | - | 64,250 | 1,122 |
| I562 | Event catering and other food service activities | 12 | - | - | - | - |
| I563 | Beverage serving activities | 102 | 116 | - | 116 | - |
| | III - Central Luzon | 4,544 | 3,710,811 | 168,615 | 2,439,027 | 68,677 |
| I551 | Short term accommodation activities | 663 | 1,010,267 | 80,584 | 797,942 | 20,525 |
| I559 | Other accommodation | 66 | - | - | - | - |
| I561 | Restaurants and mobile food service activities | 3,094 | 2,571,599 | 16,492 | 1,627,545 | 25,339 |
| I562 | Event catering and other food service activities | 96 | 18,491 | 7,116 | - | 8,601 |
| I563 | Beverage serving activities | 624 | 110,453 | 64,422 | 13,541 | 14,212 |
| | IVA - CALABARZON | 5,001 | 1,905,638 | 83,390 | 971,725 | 20,387 |
| I551 | Short term accommodation activities | 594 | 532,245 | 77,903 | 314,195 | 16,216 |
| I559 | Other accommodation | 19 | 53 | - | 53 | - |
| I561 | Restaurants and mobile food service activities | 3,974 | 1,335,980 | 5,487 | 645,674 | 3,803 |
| I562 | Event catering and other food service activities | 95 | 33,211 | - | 11,802 | 368 |
| I563 | Beverage serving activities | 318 | 4,148 | - | - | - |
| | MIMAROPA Region | 1,277 | 883,038 | 112,754 | 502,984 | 38,841 |
| I551 | Short term accommodation activities | 338 | 762,751 | 112,754 | 477,126 | 15,663 |
| I561 | Restaurants and mobile food service activities | 770 | 95,092 | - | 9,404 | 23,178 |

Continued

TABLE 6 Number of Establishments and Capital Expenditures by Type of Tangible Fixed Assets for Accommodation and Food Service Activities Establishments by Region and Industry Group: Philippines, 2018 *(continued)**(Values are in thousand PhP, except for number of establishments. Details may not add-up to total due to rounding and/or statistical disclosure control.)*

| 2009 PSIC Code | Region/ Industry Description | Number of Establishments | Capital Expenditures for Tangible Fixed Assets | | | |
|----------------------|--|--------------------------------|--|----------------|--|------------------------|
| | | | Total | Land | Buildings, Other Structures and Land Improvements | Transport Equipment |
| | | (1) | (2) | (3) | (4) | (5) |
| I562 | Event catering and other food service activities | 39 | - | - | - | - |
| I563 | Beverage serving activities | 130 | 25,195 | - | 16,454 | - |
| | V - Bicol Region | 1,475 | 445,936 | 46,392 | 148,635 | 38,169 |
| I551 | Short term accommodation activities | 287 | 61,118 | - | 39,999 | 14,639 |
| I559 | Other accommodation | 50 | 41,822 | - | 33,386 | - |
| I561 | Restaurants and mobile food service activities | 1,043 | 291,215 | 29,508 | 63,431 | 2,425 |
| I562 | Event catering and other food service activities | 22 | - | - | - | - |
| I563 | Beverage serving activities | 72 | 51,781 | 16,885 | 11,819 | 21,106 |
| | VI - Western Visayas | 2,650 | 2,178,353 | - | 1,166,976 | 39,882 |
| I551 | Short term accommodation activities | 388 | 809,860 | - | 690,544 | 15,169 |
| I559 | Other accommodation | 47 | - | - | - | - |
| I561 | Restaurants and mobile food service activities | 1,933 | 1,346,563 | - | 475,285 | 16,707 |
| I562 | Event catering and other food service activities | 38 | 12,799 | - | - | 8,006 |
| I563 | Beverage serving activities | 244 | 9,131 | - | 1,147 | - |
| | VII - Central Visayas | 3,963 | 3,759,104 | 574,469 | 1,754,845 | 319,918 |
| I551 | Short term accommodation activities | 772 | 2,428,040 | 496,344 | 1,049,415 | 233,463 |
| I559 | Other accommodation | 44 | 2,190 | - | - | - |
| I561 | Restaurants and mobile food service activities | 2,710 | 1,228,676 | 76,088 | 661,736 | 73,055 |
| I562 | Event catering and other food service activities | 94 | 31,725 | 2,037 | 388 | 11,965 |
| I563 | Beverage serving activities | 344 | 68,472 | - | 43,306 | 1,435 |
| | VIII - Eastern Visayas | 1,447 | 604,402 | 850 | 145,196 | 9,540 |
| I551 | Short term accommodation activities | 244 | 116,551 | - | 73,742 | 8,485 |

Continued

TABLE 6 Number of Establishments and Capital Expenditures by Type of Tangible Fixed Assets for Accommodation and Food Service Activities Establishments by Region and Industry Group: Philippines, 2018 *(continued)**(Values are in thousand PhP, except for number of establishments. Details may not add-up to total due to rounding and/or statistical disclosure control.)*

| 2009 PSIC Code | Region/ Industry Description | Number of Establishments | Capital Expenditures for Tangible Fixed Assets | | | |
|----------------------|---|--------------------------------|--|----------------|--|------------------------|
| | | | Total | Land | Buildings, Other Structures and Land Improvements | Transport Equipment |
| | | (1) | (2) | (3) | (4) | (5) |
| I559 | Other accommodation | 79 | 7,215 | - | 7,215 | - |
| I561 | Restaurants and mobile food service activities | 1,062 | 467,314 | 500 | 54,494 | 200 |
| I562 | Event catering and other food service activities | 43 | 13,322 | 350 | 9,745 | 855 |
| I563 | Beverage serving activities | 19 | - | - | - | - |
| | IX - Zamboanga Peninsula | 2,197 | 262,542 | 27,003 | 123,658 | 11,529 |
| I551 | Short term accommodation activities | 218 | 12,389 | 10,798 | - | - |
| I559 | Other accommodation | 99 | - | - | - | - |
| I561 | Restaurants and mobile food service activities | 1,734 | 241,280 | 16,205 | 118,700 | 11,529 |
| I562 | Event catering and other food service activities | 49 | 32 | - | - | - |
| I563 | Beverage serving activities | 97 | 8,841 | - | 4,958 | - |
| | X - Northern Mindanao | 1,981 | 4,776,770 | 375,134 | 2,299,892 | 674,243 |
| I551 | Short term accommodation activities | 307 | 1,226,503 | 272,232 | 754,927 | 31,707 |
| I559 | Other accommodation | 4 | 150,928 | 100,752 | 39,812 | - |
| I561 | Restaurants and mobile food service activities | 1,518 | 2,194,716 | 1,200 | 374,392 | 642,536 |
| I562 | Event catering and other food service activities | 35 | 1,190,005 | 950 | 1,127,272 | - |
| I563 | Beverage serving activities | 118 | 14,618 | - | 3,488 | - |
| | XI - Davao Region | 1,778 | 954,004 | 150 | 545,359 | 20,869 |
| I551 | Short term accommodation activities | 270 | 210,703 | - | 112,989 | 13,218 |
| I559 | Other accommodation | 69 | - | - | - | - |
| I561 | Restaurants and mobile food service activities | 1,333 | 731,422 | - | 426,571 | 1,721 |
| I562 | Event catering and other food service activities | 48 | 11,879 | 150 | 5,799 | 5,930 |
| I563 | Beverage serving activities | 59 | - | - | - | - |

Continued

TABLE 6 Number of Establishments and Capital Expenditures by Type of Tangible Fixed Assets for Accommodation and Food Service Activities Establishments by Region and Industry Group: Philippines, 2018 (*continued*)

(Values are in thousand PhP, except for number of establishments. Details may not add-up to total due to rounding and/or statistical disclosure control.)

| 2009 PSIC Code | Region/ Industry Description | Number of Establishments | Capital Expenditures for Tangible Fixed Assets | | | |
|----------------------|--|--------------------------------|--|----------------|--|------------------------|
| | | | Total | Land | Buildings, Other Structures and Land Improvements | Transport Equipment |
| | | (1) | (2) | (3) | (4) | (5) |
| | XII - SOCCSKSARGEN | 1,877 | 1,071,197 | 63,360 | 407,714 | 286,920 |
| I551 | Short term accommodation activities | 267 | 224,281 | 4,406 | 162,503 | 11,564 |
| I559 | Other accommodation | 53 | - | - | - | - |
| I561 | Restaurants and mobile food service activities | 1,390 | 797,977 | 58,954 | 200,929 | 275,356 |
| I562 | Event catering and other food service activities | 50 | - | - | - | - |
| I563 | Beverage serving activities | 117 | 48,938 | - | 44,282 | - |
| | XIII - Caraga | 1,359 | 914,334 | 158,269 | 629,245 | 8,270 |
| I551 | Short term accommodation activities | 167 | 766,928 | 158,269 | 549,546 | 5,151 |
| I561 | Restaurants and mobile food service activities | 1,074 | 125,825 | - | 63,588 | 2,421 |
| I562 | Event catering and other food service activities | 14 | 21,581 | - | 16,111 | 698 |
| I563 | Beverage serving activities | 105 | - | - | - | - |
| | Autonomous Region in Muslim Mindanao | 896 | 520,716 | 90,286 | 211,832 | 27,265 |
| I551 | Short term accommodation activities | 96 | 145,186 | 41,139 | 63,551 | 27,265 |
| I561 | Restaurants and mobile food service activities | 708 | 373,775 | 48,717 | 147,564 | - |
| I562 | Event catering and other food service activities | S | S | S | S | S |
| I563 | Beverage serving activities | S | S | S | S | S |

Continued

TABLE 6 Number of Establishments and Capital Expenditures by Type of Tangible Fixed Assets for Accommodation and Food Service Activities Establishments by Region and Industry Group: Philippines, 2018 *(continued)**(Values are in thousand PhP, except for number of establishments. Details may not add-up to total due to rounding and/or statistical disclosure control.)*

| 2009 PSIC Code | Region/ Industry Description | Capital Expenditures for Tangible Fixed Assets | | | | | |
|----------------------|--|--|--|--------------------------------------|--|---------------|-----------------------------------|
| | | ICT Machinery and Equipment | Specialized Industrial Machineries | General Industrial Machineries | Other Machinery and Equipment | Valuables | Other Tangible Fixed Assets |
| | | (6) | (7) | (8) | (9) | (10) | (11) |
| | PHILIPPINES | 2,883,492 | 306,770 | 6,844,217 | 456,417 | 82,788 | 4,279,770 |
| I551 | Short term accommodation activities | 1,058,677 | 127,213 | 1,529,851 | 169,622 | 69,980 | 2,365,378 |
| I559 | Other accommodation | 2,344 | - | 7,878 | 1,097 | - | 10,002 |
| I561 | Restaurants and mobile food service activities | 1,771,671 | 166,673 | 5,066,794 | 268,878 | 9,829 | 1,757,738 |
| I562 | Event catering and other food service activities | 23,187 | 7,299 | 157,329 | 6,682 | - | 25,687 |
| I563 | Beverage serving activities | 27,613 | 5,585 | 82,364 | 10,138 | 2,979 | 120,965 |
| | National Capital Region | 1,616,829 | 60,876 | 2,515,493 | 198,082 | 204 | 2,544,685 |
| I551 | Short term accommodation activities | 872,105 | 12,269 | 826,391 | 25,817 | - | 1,888,853 |
| I559 | Other accommodation | 331 | - | - | - | - | - |
| I561 | Restaurants and mobile food service activities | 736,734 | 41,422 | 1,591,519 | 161,801 | 204 | 553,132 |
| I562 | Event catering and other food service activities | 6,306 | 7,184 | 81,227 | 2,052 | - | 7,849 |
| I563 | Beverage serving activities | 1,353 | - | 16,356 | 8,411 | - | 94,852 |
| | Cordillera Administrative Region | 18,341 | 1,571 | 69,278 | 19,877 | - | 38,799 |
| I551 | Short term accommodation activities | 15,087 | - | 32,968 | 19,877 | - | 35,002 |
| I559 | Other accommodation | - | - | - | - | - | - |
| I561 | Restaurants and mobile food service activities | 1,816 | 1,571 | 36,309 | - | - | 3,605 |
| I562 | Event catering and other food service activities | - | - | - | - | - | - |
| I563 | Beverage serving activities | 1,438 | - | - | - | - | 192 |
| | I - Ilocos Region | 40,730 | 7,778 | 172,115 | 2,834 | - | 51,665 |
| I551 | Short term accommodation activities | 1,952 | 588 | 7,323 | 764 | - | 12,251 |
| I559 | Other accommodation | - | - | - | - | - | - |
| I561 | Restaurants and mobile food service activities | 37,407 | 7,190 | 130,876 | 2,070 | - | 32,123 |
| I562 | Event catering and other food service activities | - | - | - | - | - | 59 |

Continued

TABLE 6 Number of Establishments and Capital Expenditures by Type of Tangible Fixed Assets for Accommodation and Food Service Activities Establishments by Region and Industry Group: Philippines, 2018 *(continued)**(Values are in thousand PhP, except for number of establishments. Details may not add-up to total due to rounding and/or statistical disclosure control.)*

| 2009 PSIC Code | Region/ Industry Description | Capital Expenditures for Tangible Fixed Assets | | | | | |
|----------------------|--|--|--|--------------------------------------|--|------------|-----------------------------------|
| | | ICT Machinery and Equipment | Specialized Industrial Machineries | General Industrial Machineries | Other Machinery and Equipment | Valuables | Other Tangible Fixed Assets |
| | | (6) | (7) | (8) | (9) | (10) | (11) |
| I563 | Beverage serving activities | 1,372 | - | 33,915 | - | - | 7,231 |
| | II - Cagayan Valley | 11,752 | - | 72,310 | 3,635 | 451 | 31,574 |
| I551 | Short term accommodation activities | 1,755 | - | 8,421 | - | 451 | 5,997 |
| I559 | Other accommodation | - | - | - | - | - | - |
| I561 | Restaurants and mobile food service activities | 9,998 | - | 63,889 | 3,635 | - | 25,577 |
| I562 | Event catering and other food service activities | - | - | - | - | - | - |
| I563 | Beverage serving activities | - | - | - | - | - | - |
| | III - Central Luzon | 135,942 | 19,639 | 664,595 | 60,903 | 62 | 153,352 |
| I551 | Short term accommodation activities | 8,677 | - | 32,398 | 26,966 | - | 43,176 |
| I559 | Other accommodation | - | - | - | - | - | - |
| I561 | Restaurants and mobile food service activities | 116,912 | 19,639 | 627,097 | 33,798 | 62 | 104,715 |
| I562 | Event catering and other food service activities | 2,773 | - | - | - | - | - |
| I563 | Beverage serving activities | 7,579 | - | 5,100 | 139 | - | 5,461 |
| | IVA - CALABARZON | 59,384 | 18,587 | 489,481 | 36,975 | - | 225,710 |
| I551 | Short term accommodation activities | 3,873 | 10,659 | 39,522 | 9,352 | - | 60,525 |
| I559 | Other accommodation | - | - | - | - | - | - |
| I561 | Restaurants and mobile food service activities | 52,494 | 7,928 | 431,367 | 26,132 | - | 163,095 |
| I562 | Event catering and other food service activities | 3,017 | - | 16,086 | - | - | 1,938 |
| I563 | Beverage serving activities | - | - | 2,506 | 1,491 | - | 152 |
| | MIMAROPA Region | 15,077 | 45,307 | 107,029 | 13,623 | 240 | 47,183 |
| I551 | Short term accommodation activities | 5,181 | 30,856 | 71,959 | 13,468 | 240 | 35,504 |
| I561 | Restaurants and mobile food service activities | 8,372 | 14,450 | 32,074 | 155 | - | 7,458 |

Continued

TABLE 6 Number of Establishments and Capital Expenditures by Type of Tangible Fixed Assets for Accommodation and Food Service Activities Establishments by Region and Industry Group: Philippines, 2018 *(continued)**(Values are in thousand PhP, except for number of establishments. Details may not add-up to total due to rounding and/or statistical disclosure control.)*

| 2009 PSIC Code | Region/ Industry Description | Capital Expenditures for Tangible Fixed Assets | | | | | |
|----------------------|--|--|--|--------------------------------------|--|---------------|-----------------------------------|
| | | ICT Machinery and Equipment | Specialized Industrial Machineries | General Industrial Machineries | Other Machinery and Equipment | Valuables | Other Tangible Fixed Assets |
| | | (6) | (7) | (8) | (9) | (10) | (11) |
| I562 | Event catering and other food service activities | - | - | - | - | - | - |
| I563 | Beverage serving activities | 1,524 | - | 2,996 | - | - | 4,221 |
| | V - Bicol Region | 11,986 | 14,457 | 71,540 | 2,113 | - | 112,645 |
| I551 | Short term accommodation activities | 2,091 | 3,366 | 654 | - | - | 369 |
| I559 | Other accommodation | 329 | - | 4,862 | - | - | 3,246 |
| I561 | Restaurants and mobile food service activities | 9,182 | 11,091 | 65,195 | 2,113 | - | 108,270 |
| I562 | Event catering and other food service activities | - | - | - | - | - | - |
| I563 | Beverage serving activities | 383 | - | 828 | - | - | 760 |
| | VI - Western Visayas | 98,928 | 15,091 | 560,029 | 162 | - | 297,286 |
| I551 | Short term accommodation activities | 21,918 | 985 | 59,323 | - | - | 21,921 |
| I559 | Other accommodation | - | - | - | - | - | - |
| I561 | Restaurants and mobile food service activities | 75,883 | 13,811 | 495,254 | 162 | - | 269,462 |
| I562 | Event catering and other food service activities | 1,126 | 115 | 2,076 | - | - | 1,477 |
| I563 | Beverage serving activities | - | 181 | 3,377 | - | - | 4,426 |
| | VII - Central Visayas | 142,748 | 95,586 | 501,713 | 49,965 | 21,388 | 298,472 |
| I551 | Short term accommodation activities | 82,433 | 54,897 | 268,455 | 35,115 | 17,916 | 190,002 |
| I559 | Other accommodation | 110 | - | - | 1,097 | - | 983 |
| I561 | Restaurants and mobile food service activities | 52,001 | 35,285 | 222,764 | 9,209 | 3,472 | 95,067 |
| I562 | Event catering and other food service activities | 2,759 | - | 750 | 4,448 | - | 9,379 |
| I563 | Beverage serving activities | 5,444 | 5,404 | 9,744 | 97 | - | 3,041 |
| | VIII - Eastern Visayas | 365,948 | 1,714 | 66,550 | - | - | 14,605 |
| I551 | Short term accommodation activities | - | 1,479 | 28,549 | - | - | 4,296 |

Continued

TABLE 6 Number of Establishments and Capital Expenditures by Type of Tangible Fixed Assets for Accommodation and Food Service Activities Establishments by Region and Industry Group: Philippines, 2018 *(continued)**(Values are in thousand PhP, except for number of establishments. Details may not add-up to total due to rounding and/or statistical disclosure control.)*

| 2009 PSIC Code | Region/ Industry Description | Capital Expenditures for Tangible Fixed Assets | | | | | |
|----------------------|--|--|--|--------------------------------------|--|---------------|-----------------------------------|
| | | ICT Machinery and Equipment | Specialized Industrial Machineries | General Industrial Machineries | Other Machinery and Equipment | Valuables | Other Tangible Fixed Assets |
| | | (6) | (7) | (8) | (9) | (10) | (11) |
| I559 | Other accommodation | - | - | - | - | - | - |
| I561 | Restaurants and mobile food service activities | 365,948 | 235 | 38,001 | - | - | 7,936 |
| I562 | Event catering and other food service activities | - | - | - | - | - | 2,372 |
| I563 | Beverage serving activities | - | - | - | - | - | - |
| | IX - Zamboanga Peninsula | 10,265 | 29 | 37,137 | 16,455 | 33 | 36,432 |
| I551 | Short term accommodation activities | 500 | - | 841 | - | - | 250 |
| I559 | Other accommodation | - | - | - | - | - | - |
| I561 | Restaurants and mobile food service activities | 7,073 | 29 | 35,106 | 16,423 | 33 | 36,182 |
| I562 | Event catering and other food service activities | - | - | - | 32 | - | - |
| I563 | Beverage serving activities | 2,692 | - | 1,191 | - | - | - |
| | X - Northern Mindanao | 248,628 | 582 | 894,462 | 34,234 | 57,077 | 192,517 |
| I551 | Short term accommodation activities | 25,282 | 162 | 58,805 | 22,238 | 48,411 | 12,739 |
| I559 | Other accommodation | 1,573 | - | 3,016 | - | - | 5,774 |
| I561 | Restaurants and mobile food service activities | 208,859 | 420 | 776,316 | 11,996 | 5,688 | 173,309 |
| I562 | Event catering and other food service activities | 7,151 | - | 54,129 | - | - | 503 |
| I563 | Beverage serving activities | 5,764 | - | 2,195 | - | 2,979 | 192 |
| | XI - Davao Region | 70,840 | 4,422 | 218,250 | 11,303 | - | 82,811 |
| I551 | Short term accommodation activities | 8,357 | 2,057 | 39,850 | 10,771 | - | 23,460 |
| I559 | Other accommodation | - | - | - | - | - | - |
| I561 | Restaurants and mobile food service activities | 62,483 | 2,365 | 178,399 | 532 | - | 59,351 |
| I562 | Event catering and other food service activities | - | - | - | - | - | - |
| I563 | Beverage serving activities | - | - | - | - | - | - |

Continued

TABLE 6 Number of Establishments and Capital Expenditures by Type of Tangible Fixed Assets for Accommodation and Food Service Activities Establishments by Region and Industry Group: Philippines, 2018 *(concluded)**(Values are in thousand PhP, except for number of establishments. Details may not add-up to total due to rounding and/or statistical disclosure control.)*

| 2009 PSIC Code | Region/ Industry Description | Capital Expenditures for Tangible Fixed Assets | | | | | |
|----------------------|--|--|--|--------------------------------------|--|--------------|-----------------------------------|
| | | ICT Machinery and Equipment | Specialized Industrial Machineries | General Industrial Machineries | Other Machinery and Equipment | Valuables | Other Tangible Fixed Assets |
| | | (6) | (7) | (8) | (9) | (10) | (11) |
| | XII - SOCCSKSARGEN | 25,996 | 7,733 | 176,799 | 2,404 | 370 | 99,901 |
| I551 | Short term accommodation activities | 3,687 | 7,733 | 18,543 | 1,553 | - | 14,291 |
| I559 | Other accommodation | - | - | - | - | - | - |
| I561 | Restaurants and mobile food service activities | 22,246 | - | 154,100 | 851 | 370 | 85,172 |
| I562 | Event catering and other food service activities | - | - | - | - | - | - |
| I563 | Beverage serving activities | 63 | - | 4,156 | - | - | 437 |
| | XIII - Caraga | 7,640 | 11,237 | 70,120 | 1,360 | 980 | 27,214 |
| I551 | Short term accommodation activities | 3,686 | - | 34,849 | 1,360 | 980 | 13,087 |
| I561 | Restaurants and mobile food service activities | 3,954 | 11,237 | 32,410 | - | - | 12,216 |
| I562 | Event catering and other food service activities | - | - | 2,861 | - | - | 1,910 |
| I563 | Beverage serving activities | - | - | - | - | - | - |
| | Autonomous Region in Muslim Mindanao | 2,458 | 2,162 | 157,317 | 2,492 | 1,982 | 24,922 |
| I551 | Short term accommodation activities | 2,092 | 2,162 | 1,000 | 2,342 | 1,982 | 3,654 |
| I561 | Restaurants and mobile food service activities | 311 | - | 156,116 | - | - | 21,067 |
| I562 | Event catering and other food service activities | S | S | S | S | S | S |
| I563 | Beverage serving activities | S | S | S | S | S | S |

*Note:**- denotes zero value**S- Data Suppressed**Source: Philippine Statistics Authority, 2018 Census of Philippine Business and Industry*

TABLE 6.2 Number of Establishments and Capital Expenditures for Tangible Fixed Assets by Mode of Acquisition for Accommodation and Food Service Activities Establishments by Region and Industry Group: Philippines, 2018

(Values are in thousand PhP, except for number of establishments. Details may not add-up to total due to rounding and/or statistical disclosure control.)

| 2009 PSIC Code | Region/ Industry Description | Number of Establishments | Capital Expenditures for Tangible Fixed Assets by Mode of Acquisition | | | | |
|----------------------|--|--------------------------------|--|------------------------------------|--|--|--|
| | | | Total | New Tangible Fixed Assets | Major Alterations and Improvements on Tangible Fixed Assets | Land and Used Tangible Fixed Assets | Tangible Fixed Assets Produced on Own Account |
| | | (1) | (2) | (3) | (4) | (5) | (6) |
| | PHILIPPINES | 44,487 | 97,846,992 | 18,571,763 | 10,779,504 | 65,042,802 | 3,452,923 |
| 1551 | Short term accommodation activities | 5,960 | 76,375,504 | 7,072,853 | 4,144,883 | 64,173,583 | 984,184 |
| 1559 | Other accommodation | 734 | 202,539 | 43,175 | 44,675 | 100,752 | 13,938 |
| 1561 | Restaurants and mobile food service activities | 33,451 | 19,150,114 | 10,787,110 | 5,249,535 | 665,309 | 2,448,160 |
| 1562 | Event catering and other food service activities | 836 | 1,501,625 | 283,607 | 1,194,705 | 21,125 | 2,188 |
| 1563 | Beverage serving activities | 3,506 | 617,209 | 385,018 | 145,706 | 82,033 | 4,453 |
| | National Capital Region | 9,706 | 74,044,849 | 8,378,438 | 2,785,241 | 61,230,108 | 1,651,062 |
| 1551 | Short term accommodation activities | 603 | 66,982,639 | 4,192,102 | 741,232 | 61,205,068 | 844,237 |
| 1559 | Other accommodation | 43 | 331 | 331 | - | - | - |
| 1561 | Restaurants and mobile food service activities | 8,161 | 6,693,829 | 3,898,442 | 1,964,143 | 25,040 | 806,203 |
| 1562 | Event catering and other food service activities | 151 | 166,767 | 126,640 | 40,127 | - | - |
| 1563 | Beverage serving activities | 748 | 201,284 | 160,923 | 39,739 | - | 622 |
| | Cordillera Administrative Region | 1,293 | 453,881 | 240,706 | 139,523 | 73,085 | 567 |
| 1551 | Short term accommodation activities | 224 | 370,330 | 175,729 | 121,141 | 73,085 | 376 |
| 1559 | Other accommodation | 70 | - | - | - | - | - |
| 1561 | Restaurants and mobile food service activities | 870 | 81,921 | 63,539 | 18,383 | - | - |
| 1562 | Event catering and other food service activities | 7 | - | - | - | - | - |
| 1563 | Beverage serving activities | 122 | 1,630 | 1,438 | - | - | 192 |
| | I - Ilocos Region | 1,544 | 1,131,739 | 302,796 | 595,522 | 211,934 | 21,488 |
| 1551 | Short term accommodation activities | 200 | 654,620 | 51,410 | 404,667 | 197,102 | 1,442 |
| 1559 | Other accommodation | 43 | - | - | - | - | - |
| 1561 | Restaurants and mobile food service activities | 1,065 | 404,457 | 193,066 | 177,473 | 14,106 | 19,812 |
| 1562 | Event catering and other food service activities | 40 | 59 | 59 | - | - | - |

Continued

TABLE 6.2 Number of Establishments and Capital Expenditures for Tangible Fixed Assets by Mode of Acquisition for Accommodation and Food Service Activities Establishments by Region and Industry Group: Philippines, 2018 *(continued)**(Values are in thousand PhP, except for number of establishments. Details may not add-up to total due to rounding and/or statistical disclosure control.)*

| 2009 PSIC Code | Region/ Industry Description | Number of Establishments | Capital Expenditures for Tangible Fixed Assets by Mode of Acquisition | | | | |
|----------------------|--|--------------------------------|--|------------------------------------|--|--|--|
| | | | Total | New Tangible Fixed Assets | Major Alterations and Improvements on Tangible Fixed Assets | Land and Used Tangible Fixed Assets | Tangible Fixed Assets Produced on Own Account |
| | | (1) | (2) | (3) | (4) | (5) | (6) |
| I563 | Beverage serving activities | 196 | 72,602 | 58,260 | 13,382 | 726 | 234 |
| | II - Cagayan Valley | 1,499 | 229,679 | 137,733 | 86,659 | 1,167 | 4,121 |
| I551 | Short term accommodation activities | 323 | 61,092 | 33,835 | 25,738 | 1,167 | 352 |
| I559 | Other accommodation | 49 | - | - | - | - | - |
| I561 | Restaurants and mobile food service activities | 1,013 | 168,471 | 103,897 | 60,805 | - | 3,768 |
| I562 | Event catering and other food service activities | 12 | - | - | - | - | - |
| I563 | Beverage serving activities | 102 | 116 | - | 116 | - | - |
| | III - Central Luzon | 4,544 | 3,710,811 | 1,679,078 | 1,794,643 | 229,037 | 8,053 |
| I551 | Short term accommodation activities | 663 | 1,010,267 | 449,835 | 414,070 | 138,491 | 7,871 |
| I559 | Other accommodation | 66 | - | - | - | - | - |
| I561 | Restaurants and mobile food service activities | 3,094 | 2,571,599 | 1,196,409 | 1,356,002 | 19,007 | 182 |
| I562 | Event catering and other food service activities | 96 | 18,491 | 11,375 | - | 7,116 | - |
| I563 | Beverage serving activities | 624 | 110,453 | 21,460 | 24,572 | 64,422 | - |
| | IVA - CALABARZON | 5,001 | 1,905,638 | 1,037,192 | 779,244 | 87,072 | 2,130 |
| I551 | Short term accommodation activities | 594 | 532,245 | 176,900 | 275,508 | 77,903 | 1,934 |
| I559 | Other accommodation | 19 | 53 | 53 | - | - | - |
| I561 | Restaurants and mobile food service activities | 3,974 | 1,335,980 | 824,691 | 501,924 | 9,170 | 196 |
| I562 | Event catering and other food service activities | 95 | 33,211 | 31,399 | 1,812 | - | - |
| I563 | Beverage serving activities | 318 | 4,148 | 4,148 | - | - | - |
| | MIMAROPA Region | 1,277 | 883,038 | 358,488 | 406,494 | 114,834 | 3,222 |
| I551 | Short term accommodation activities | 338 | 762,751 | 246,758 | 397,938 | 114,834 | 3,222 |
| I561 | Restaurants and mobile food service activities | 770 | 95,092 | 87,379 | 7,712 | - | - |

Continued

TABLE 6.2 Number of Establishments and Capital Expenditures for Tangible Fixed Assets by Mode of Acquisition for Accommodation and Food Service Activities Establishments by Region and Industry Group: Philippines, 2018 *(continued)**(Values are in thousand PhP, except for number of establishments. Details may not add-up to total due to rounding and/or statistical disclosure control.)*

| 2009 PSIC Code | Region/ Industry Description | Number of Establishments | Capital Expenditures for Tangible Fixed Assets by Mode of Acquisition | | | | |
|----------------------|--|--------------------------------|--|------------------------------------|--|--|--|
| | | | Total | New Tangible Fixed Assets | Major Alterations and Improvements on Tangible Fixed Assets | Land and Used Tangible Fixed Assets | Tangible Fixed Assets Produced on Own Account |
| | | (1) | (2) | (3) | (4) | (5) | (6) |
| 1562 | Event catering and other food service activities | 39 | - | - | - | - | - |
| 1563 | Beverage serving activities | 130 | 25,195 | 24,351 | 844 | - | - |
| | V - Bicol Region | 1,475 | 445,936 | 290,481 | 104,356 | 46,392 | 4,707 |
| 1551 | Short term accommodation activities | 287 | 61,118 | 20,839 | 39,999 | - | 280 |
| 1559 | Other accommodation | 50 | 41,822 | 33,386 | 4,862 | - | 3,575 |
| 1561 | Restaurants and mobile food service activities | 1,043 | 291,215 | 213,449 | 47,676 | 29,508 | 582 |
| 1562 | Event catering and other food service activities | 22 | - | - | - | - | - |
| 1563 | Beverage serving activities | 72 | 51,781 | 22,807 | 11,819 | 16,885 | 270 |
| | VI - Western Visayas | 2,650 | 2,178,353 | 1,398,714 | 639,503 | 92,553 | 47,583 |
| 1551 | Short term accommodation activities | 388 | 809,860 | 180,620 | 525,376 | 83,657 | 20,206 |
| 1559 | Other accommodation | 47 | - | - | - | - | - |
| 1561 | Restaurants and mobile food service activities | 1,933 | 1,346,563 | 1,206,206 | 112,980 | - | 27,377 |
| 1562 | Event catering and other food service activities | 38 | 12,799 | 3,903 | - | 8,895 | - |
| 1563 | Beverage serving activities | 244 | 9,131 | 7,984 | 1,147 | - | - |
| | VII - Central Visayas | 3,963 | 3,759,104 | 837,127 | 697,649 | 1,997,099 | 227,228 |
| 1551 | Short term accommodation activities | 772 | 2,428,040 | 415,841 | 383,308 | 1,569,808 | 59,084 |
| 1559 | Other accommodation | 44 | 2,190 | 2,190 | - | - | - |
| 1561 | Restaurants and mobile food service activities | 2,710 | 1,228,676 | 368,656 | 270,954 | 424,058 | 165,009 |
| 1562 | Event catering and other food service activities | 94 | 31,725 | 28,492 | - | 3,234 | - |
| 1563 | Beverage serving activities | 344 | 68,472 | 21,949 | 43,388 | - | 3,135 |
| | VIII - Eastern Visayas | 1,447 | 604,402 | 111,540 | 104,194 | 6,555 | 382,113 |
| 1551 | Short term accommodation activities | 244 | 116,551 | 35,000 | 71,671 | 5,705 | 4,174 |

Continued

TABLE 6.2 Number of Establishments and Capital Expenditures for Tangible Fixed Assets by Mode of Acquisition for Accommodation and Food Service Activities Establishments by Region and Industry Group: Philippines, 2018 *(continued)**(Values are in thousand PhP, except for number of establishments. Details may not add-up to total due to rounding and/or statistical disclosure control.)*

| 2009 PSIC Code | Region/ Industry Description | Number of Establishments | Capital Expenditures for Tangible Fixed Assets by Mode of Acquisition | | | | |
|----------------------|--|--------------------------------|--|------------------------------------|--|--|--|
| | | | Total | New Tangible Fixed Assets | Major Alterations and Improvements on Tangible Fixed Assets | Land and Used Tangible Fixed Assets | Tangible Fixed Assets Produced on Own Account |
| | | (1) | (2) | (3) | (4) | (5) | (6) |
| I559 | Other accommodation | 79 | 7,215 | 7,215 | - | - | - |
| I561 | Restaurants and mobile food service activities | 1,062 | 467,314 | 66,953 | 22,778 | 500 | 377,084 |
| I562 | Event catering and other food service activities | 43 | 13,322 | 2,372 | 9,745 | 350 | 855 |
| I563 | Beverage serving activities | 19 | - | - | - | - | - |
| | IX - Zamboanga Peninsula | 2,197 | 262,542 | 228,283 | 7,006 | 27,003 | 250 |
| I551 | Short term accommodation activities | 218 | 12,389 | 1,341 | - | 10,798 | 250 |
| I559 | Other accommodation | 99 | - | - | - | - | - |
| I561 | Restaurants and mobile food service activities | 1,734 | 241,280 | 223,027 | 2,048 | 16,205 | - |
| I562 | Event catering and other food service activities | 49 | 32 | 32 | - | - | - |
| I563 | Beverage serving activities | 97 | 8,841 | 3,883 | 4,958 | - | - |
| | X - Northern Mindanao | 1,981 | 4,776,770 | 2,095,703 | 1,945,370 | 599,138 | 136,558 |
| I551 | Short term accommodation activities | 307 | 1,226,503 | 250,770 | 483,580 | 492,153 | - |
| I559 | Other accommodation | 4 | 150,928 | - | 39,812 | 100,752 | 10,363 |
| I561 | Restaurants and mobile food service activities | 1,518 | 2,194,716 | 1,769,936 | 293,302 | 5,283 | 126,195 |
| I562 | Event catering and other food service activities | 35 | 1,190,005 | 63,521 | 1,125,534 | 950 | - |
| I563 | Beverage serving activities | 118 | 14,618 | 11,477 | 3,142 | - | - |
| | XI - Davao Region | 1,778 | 954,004 | 498,760 | 408,906 | 14,614 | 31,724 |
| I551 | Short term accommodation activities | 270 | 210,703 | 114,322 | 64,742 | - | 31,639 |
| I559 | Other accommodation | 69 | - | - | - | - | - |
| I561 | Restaurants and mobile food service activities | 1,333 | 731,422 | 372,709 | 344,163 | 14,464 | 85 |
| I562 | Event catering and other food service activities | 48 | 11,879 | 11,729 | - | 150 | - |
| I563 | Beverage serving activities | 59 | - | - | - | - | - |

Continued

TABLE 6.2 Number of Establishments and Capital Expenditures for Tangible Fixed Assets by Mode of Acquisition for Accommodation and Food Service Activities Establishments by Region and Industry Group: Philippines, 2018 *(concluded)*

(Values are in thousand PhP, except for number of establishments. Details may not add-up to total due to rounding and/or statistical disclosure control.)

| 2009 PSIC Code | Region/ Industry Description | Number of Establishments | Capital Expenditures for Tangible Fixed Assets by Mode of Acquisition | | | | |
|----------------------|--|--------------------------------|--|------------------------------------|--|--|--|
| | | | Total | New Tangible Fixed Assets | Major Alterations and Improvements on Tangible Fixed Assets | Land and Used Tangible Fixed Assets | Tangible Fixed Assets Produced on Own Account |
| | | (1) | (2) | (3) | (4) | (5) | (6) |
| | XII - SOCCSKSARGEN | 1,877 | 1,071,197 | 250,129 | 155,986 | 63,659 | 601,423 |
| I551 | Short term accommodation activities | 267 | 224,281 | 92,168 | 122,143 | 4,406 | 5,563 |
| I559 | Other accommodation | 53 | - | - | - | - | - |
| I561 | Restaurants and mobile food service activities | 1,390 | 797,977 | 111,622 | 31,243 | 59,252 | 595,860 |
| I562 | Event catering and other food service activities | 50 | - | - | - | - | - |
| I563 | Beverage serving activities | 117 | 48,938 | 46,339 | 2,600 | - | - |
| | XIII - Caraga | 1,359 | 914,334 | 688,321 | 64,927 | 158,269 | 2,817 |
| I551 | Short term accommodation activities | 167 | 766,928 | 597,489 | 10,670 | 158,269 | 501 |
| I561 | Restaurants and mobile food service activities | 1,074 | 125,825 | 86,747 | 36,771 | - | 2,308 |
| I562 | Event catering and other food service activities | 14 | 21,581 | 4,085 | 17,487 | - | 9 |
| I563 | Beverage serving activities | 105 | - | - | - | - | - |
| | Autonomous Region in Muslim Mindanao | 896 | 520,716 | 38,274 | 64,279 | 90,286 | 327,877 |
| I551 | Short term accommodation activities | 96 | 145,186 | 37,894 | 63,101 | 41,139 | 3,052 |
| I561 | Restaurants and mobile food service activities | 708 | 373,775 | 380 | 1,178 | 48,717 | 323,500 |
| I562 | Event catering and other food service activities | S | S | S | S | S | S |
| I563 | Beverage serving activities | S | S | S | S | S | S |

Note:

- denotes zero value

S- Data Suppressed

Source: Philippine Statistics Authority, 2018 Census of Philippine Business and Industry

TABLE 7 Number of Establishments and Capital Expenditures for Intangible Assets by Type for Accommodation and Food Service Activities Establishments by Region and Industry Group: Philippines, 2018

(Values are in thousand PhP, except for number of establishments. Details may not add-up to total due to rounding and/or statistical disclosure control.)

| 2009 PSIC Code | Region/ Industry Description | Number of Establishments | Capital Expenditures for Intangible Assets | | | | | |
|----------------------|--|--------------------------------|--|--|--|---|--------------------------------|-------------------------------|
| | | | Total | Intangible Non- produced Assets | Computer Software and Databases | Entertainment, Literary and Artistic Originals | Research and Development | Other Intangible Assets |
| | | (1) | (2) | (3) | (4) | (5) | (6) | (7) |
| | PHILIPPINES | 44,487 | 440,387 | 269,893 | 163,202 | 987 | 174 | 6,130 |
| I551 | Short term accommodation activities | 5,960 | 23,651 | 3,978 | 19,581 | - | - | 92 |
| I559 | Other accommodation | 734 | 1,089 | - | 1,089 | - | - | - |
| I561 | Restaurants and mobile food service activities | 33,451 | 395,700 | 257,285 | 135,698 | 891 | 54 | 1,772 |
| I562 | Event catering and other food service activities | 836 | 6,437 | - | 6,437 | - | - | - |
| I563 | Beverage serving activities | 3,506 | 13,508 | 8,631 | 397 | 96 | 120 | 4,265 |
| | National Capital Region | 9,706 | 205,955 | 124,994 | 75,199 | - | - | 5,763 |
| I551 | Short term accommodation activities | 603 | 8,025 | - | 8,025 | - | - | - |
| I559 | Other accommodation | 43 | - | - | - | - | - | - |
| I561 | Restaurants and mobile food service activities | 8,161 | 178,957 | 116,363 | 61,097 | - | - | 1,498 |
| I562 | Event catering and other food service activities | 151 | 5,722 | - | 5,722 | - | - | - |
| I563 | Beverage serving activities | 748 | 13,251 | 8,631 | 355 | - | - | 4,265 |
| | Cordillera Administrative Region | 1,293 | 12,924 | 12,820 | 103 | - | - | - |
| I551 | Short term accommodation activities | 224 | 59 | - | 59 | - | - | - |
| I559 | Other accommodation | 70 | - | - | - | - | - | - |
| I561 | Restaurants and mobile food service activities | 870 | 12,864 | 12,820 | 44 | - | - | - |
| I562 | Event catering and other food service activities | 7 | - | - | - | - | - | - |
| I563 | Beverage serving activities | 122 | - | - | - | - | - | - |
| | I - Ilocos Region | 1,544 | 12,055 | 12,055 | - | - | - | - |
| I551 | Short term accommodation activities | 200 | - | - | - | - | - | - |
| I559 | Other accommodation | 43 | - | - | - | - | - | - |
| I561 | Restaurants and mobile food service activities | 1,065 | 12,055 | 12,055 | - | - | - | - |
| I562 | Event catering and other food service activities | 40 | - | - | - | - | - | - |
| I563 | Beverage serving activities | 196 | - | - | - | - | - | - |

Continued

TABLE 7 Number of Establishments and Capital Expenditures for Intangible Assets by Type for Accommodation and Food Service Activities Establishments by Region and Industry Group: Philippines, 2018 *(continued)**(Values are in thousand PhP, except for number of establishments. Details may not add-up to total due to rounding and/or statistical disclosure control.)*

| 2009 PSIC Code | Region/ Industry Description | Number of Establishments | Capital Expenditures for Intangible Assets | | | | | |
|----------------------|--|--------------------------------|--|--|--|---|--------------------------------|-------------------------------|
| | | | Total | Intangible Non- produced Assets | Computer Software and Databases | Entertainment, Literary and Artistic Originals | Research and Development | Other Intangible Assets |
| | | (1) | (2) | (3) | (4) | (5) | (6) | (7) |
| | II - Cagayan Valley | 1,499 | 4,683 | 4,062 | 620 | - | - | - |
| I551 | Short term accommodation activities | 323 | 258 | 193 | 64 | - | - | - |
| I559 | Other accommodation | 49 | - | - | - | - | - | - |
| I561 | Restaurants and mobile food service activities | 1,013 | 4,336 | 3,869 | 467 | - | - | - |
| I562 | Event catering and other food service activities | 12 | 89 | - | 89 | - | - | - |
| I563 | Beverage serving activities | 102 | - | - | - | - | - | - |
| | III - Central Luzon | 4,544 | 55,947 | 44,850 | 10,881 | 96 | 120 | - |
| I551 | Short term accommodation activities | 663 | 3,240 | - | 3,240 | - | - | - |
| I559 | Other accommodation | 66 | - | - | - | - | - | - |
| I561 | Restaurants and mobile food service activities | 3,094 | 52,491 | 44,850 | 7,641 | - | - | - |
| I562 | Event catering and other food service activities | 96 | - | - | - | - | - | - |
| I563 | Beverage serving activities | 624 | 216 | - | - | 96 | 120 | - |
| | IVA - CALABARZON | 5,001 | 28,682 | 3,764 | 24,918 | - | - | - |
| I551 | Short term accommodation activities | 594 | 3,277 | 2,676 | 601 | - | - | - |
| I559 | Other accommodation | 19 | - | - | - | - | - | - |
| I561 | Restaurants and mobile food service activities | 3,974 | 24,779 | 1,088 | 23,691 | - | - | - |
| I562 | Event catering and other food service activities | 95 | 626 | - | 626 | - | - | - |
| I563 | Beverage serving activities | 318 | - | - | - | - | - | - |
| | MIMAROPA Region | 1,277 | 3,249 | 1,109 | 2,140 | - | - | - |
| I551 | Short term accommodation activities | 338 | 1,109 | 1,109 | - | - | - | - |
| I561 | Restaurants and mobile food service activities | 770 | 2,140 | - | 2,140 | - | - | - |
| I562 | Event catering and other food service activities | 39 | - | - | - | - | - | - |
| I563 | Beverage serving activities | 130 | - | - | - | - | - | - |

Continued

TABLE 7 Number of Establishments and Capital Expenditures for Intangible Assets by Type for Accommodation and Food Service Activities Establishments by Region and Industry Group: Philippines, 2018 *(continued)**(Values are in thousand PhP, except for number of establishments. Details may not add-up to total due to rounding and/or statistical disclosure control.)*

| 2009 PSIC Code | Region/ Industry Description | Number of Establishments | Capital Expenditures for Intangible Assets | | | | | |
|----------------------|--|--------------------------------|--|--|--|---|--------------------------------|-------------------------------|
| | | | Total | Intangible Non- produced Assets | Computer Software and Databases | Entertainment, Literary and Artistic Originals | Research and Development | Other Intangible Assets |
| | | (1) | (2) | (3) | (4) | (5) | (6) | (7) |
| | V - Bicol Region | 1,475 | 11,487 | 9,868 | 1,354 | - | - | 265 |
| I551 | Short term accommodation activities | 287 | 473 | - | 473 | - | - | - |
| I559 | Other accommodation | 50 | - | - | - | - | - | - |
| I561 | Restaurants and mobile food service activities | 1,043 | 11,014 | 9,868 | 881 | - | - | 265 |
| I562 | Event catering and other food service activities | 22 | - | - | - | - | - | - |
| I563 | Beverage serving activities | 72 | - | - | - | - | - | - |
| | VI - Western Visayas | 2,650 | 16,721 | 5,775 | 10,947 | - | - | - |
| I551 | Short term accommodation activities | 388 | - | - | - | - | - | - |
| I559 | Other accommodation | 47 | - | - | - | - | - | - |
| I561 | Restaurants and mobile food service activities | 1,933 | 16,721 | 5,775 | 10,947 | - | - | - |
| I562 | Event catering and other food service activities | 38 | - | - | - | - | - | - |
| I563 | Beverage serving activities | 244 | - | - | - | - | - | - |
| | VII - Central Visayas | 3,963 | 27,824 | 9,839 | 17,893 | - | - | 92 |
| I551 | Short term accommodation activities | 772 | 3,812 | - | 3,720 | - | - | 92 |
| I559 | Other accommodation | 44 | 1,089 | - | 1,089 | - | - | - |
| I561 | Restaurants and mobile food service activities | 2,710 | 22,922 | 9,839 | 13,084 | - | - | - |
| I562 | Event catering and other food service activities | 94 | - | - | - | - | - | - |
| I563 | Beverage serving activities | 344 | - | - | - | - | - | - |
| | VIII - Eastern Visayas | 1,447 | 5,106 | 4,997 | 108 | - | - | - |
| I551 | Short term accommodation activities | 244 | - | - | - | - | - | - |
| I559 | Other accommodation | 79 | - | - | - | - | - | - |
| I561 | Restaurants and mobile food service activities | 1,062 | 5,106 | 4,997 | 108 | - | - | - |
| I562 | Event catering and other food service activities | 43 | - | - | - | - | - | - |
| I563 | Beverage serving activities | 19 | - | - | - | - | - | - |

Continued

TABLE 7 Number of Establishments and Capital Expenditures for Intangible Assets by Type for Accommodation and Food Service Activities Establishments by Region and Industry Group: Philippines, 2018 *(continued)**(Values are in thousand PhP, except for number of establishments. Details may not add-up to total due to rounding and/or statistical disclosure control.)*

| 2009 PSIC Code | Region/ Industry Description | Number of Establishments | Capital Expenditures for Intangible Assets | | | | | |
|----------------------|--|--------------------------------|--|--|--|---|--------------------------------|-------------------------------|
| | | | Total | Intangible Non- produced Assets | Computer Software and Databases | Entertainment, Literary and Artistic Originals | Research and Development | Other Intangible Assets |
| | | (1) | (2) | (3) | (4) | (5) | (6) | (7) |
| | IX - Zamboanga Peninsula | 2,197 | 4,480 | 1,583 | 2,896 | - | - | - |
| I551 | Short term accommodation activities | 218 | - | - | - | - | - | - |
| I559 | Other accommodation | 99 | - | - | - | - | - | - |
| I561 | Restaurants and mobile food service activities | 1,734 | 4,480 | 1,583 | 2,896 | - | - | - |
| I562 | Event catering and other food service activities | 49 | - | - | - | - | - | - |
| I563 | Beverage serving activities | 97 | - | - | - | - | - | - |
| | X - Northern Mindanao | 1,981 | 18,056 | 8,574 | 9,307 | 121 | 54 | - |
| I551 | Short term accommodation activities | 307 | 3,020 | - | 3,020 | - | - | - |
| I559 | Other accommodation | 4 | - | - | - | - | - | - |
| I561 | Restaurants and mobile food service activities | 1,518 | 15,036 | 8,574 | 6,286 | 121 | 54 | - |
| I562 | Event catering and other food service activities | 35 | - | - | - | - | - | - |
| I563 | Beverage serving activities | 118 | - | - | - | - | - | - |
| | XI - Davao Region | 1,778 | 18,755 | 12,564 | 6,191 | - | - | - |
| I551 | Short term accommodation activities | 270 | - | - | - | - | - | - |
| I559 | Other accommodation | 69 | - | - | - | - | - | - |
| I561 | Restaurants and mobile food service activities | 1,333 | 18,755 | 12,564 | 6,191 | - | - | - |
| I562 | Event catering and other food service activities | 48 | - | - | - | - | - | - |
| I563 | Beverage serving activities | 59 | - | - | - | - | - | - |
| | XII - SOCCSKSARGEN | 1,877 | 9,895 | 8,705 | 420 | 770 | - | - |
| I551 | Short term accommodation activities | 267 | 378 | - | 378 | - | - | - |
| I559 | Other accommodation | 53 | - | - | - | - | - | - |
| I561 | Restaurants and mobile food service activities | 1,390 | 9,475 | 8,705 | - | 770 | - | - |
| I562 | Event catering and other food service activities | 50 | - | - | - | - | - | - |
| I563 | Beverage serving activities | 117 | 42 | - | 42 | - | - | - |

Continued

TABLE 7 Number of Establishments and Capital Expenditures for Intangible Assets by Type for Accommodation and Food Service Activities Establishments by Region and Industry Group: Philippines, 2018 *(concluded)**(Values are in thousand PhP, except for number of establishments. Details may not add-up to total due to rounding and/or statistical disclosure control.)*

| 2009 PSIC Code | Region/ Industry Description | Number of Establishments | Capital Expenditures for Intangible Assets | | | | | |
|----------------------|--|--------------------------------|--|--|--|---|--------------------------------|-------------------------------|
| | | | Total | Intangible Non- produced Assets | Computer Software and Databases | Entertainment, Literary and Artistic Originals | Research and Development | Other Intangible Assets |
| | | (1) | (2) | (3) | (4) | (5) | (6) | (7) |
| | XIII - Caraga | 1,359 | 4,568 | 4,334 | 225 | - | - | 9 |
| I551 | Short term accommodation activities | 167 | - | - | - | - | - | - |
| I561 | Restaurants and mobile food service activities | 1,074 | 4,568 | 4,334 | 225 | - | - | 9 |
| I562 | Event catering and other food service activities | 14 | - | - | - | - | - | - |
| I563 | Beverage serving activities | 105 | - | - | - | - | - | - |
| | Autonomous Region in Muslim Mindanao | 896 | - | - | - | - | - | - |
| I551 | Short term accommodation activities | 96 | - | - | - | - | - | - |
| I561 | Restaurants and mobile food service activities | 708 | - | - | - | - | - | - |
| I562 | Event catering and other food service activities | S | S | S | S | S | S | S |
| I563 | Beverage serving activities | S | S | S | S | S | S | S |

*Note:**- denotes zero value**S- Data Suppressed**Source: Philippine Statistics Authority, 2018 Census of Philippine Business and Industry*

TABLE 8 Number of Establishments and Gross Additions to Tangible Fixed Assets for Accommodation and Food Service Activities
Establishments by Region and Industry Group: Philippines, 2018*(Values are in thousand PhP, except for number of establishments. Details may not add-up to total due to rounding and/or statistical disclosure control.)*

| 2009 PSIC Code | Region/ Industry Description | Number of Establishments | Gross Additions | Capital Expenditures | Sale of Tangible Fixed Assets |
|----------------------|--|--------------------------------|-------------------|-------------------------|----------------------------------|
| | | (1) | (2) | (3) | (4) |
| | PHILIPPINES | 44,487 | 97,128,168 | 97,846,992 | 718,823 |
| I551 | Short term accommodation activities | 5,960 | 76,343,825 | 76,375,504 | 31,679 |
| I559 | Other accommodation | 734 | 202,539 | 202,539 | - |
| I561 | Restaurants and mobile food service activities | 33,451 | 18,479,957 | 19,150,114 | 670,157 |
| I562 | Event catering and other food service activities | 836 | 1,486,076 | 1,501,625 | 15,549 |
| I563 | Beverage serving activities | 3,506 | 615,771 | 617,209 | 1,438 |
| | National Capital Region | 9,706 | 73,382,721 | 74,044,849 | 662,128 |
| I551 | Short term accommodation activities | 603 | 66,962,359 | 66,982,639 | 20,279 |
| I559 | Other accommodation | 43 | 331 | 331 | - |
| I561 | Restaurants and mobile food service activities | 8,161 | 6,067,501 | 6,693,829 | 626,328 |
| I562 | Event catering and other food service activities | 151 | 151,245 | 166,767 | 15,521 |
| I563 | Beverage serving activities | 748 | 201,284 | 201,284 | - |
| | Cordillera Administrative Region | 1,293 | 452,443 | 453,881 | 1,438 |
| I551 | Short term accommodation activities | 224 | 370,330 | 370,330 | - |
| I559 | Other accommodation | 70 | - | - | - |
| I561 | Restaurants and mobile food service activities | 870 | 81,921 | 81,921 | - |
| I562 | Event catering and other food service activities | 7 | - | - | - |
| I563 | Beverage serving activities | 122 | 192 | 1,630 | 1,438 |
| | I - Ilocos Region | 1,544 | 1,131,735 | 1,131,739 | 4 |
| I551 | Short term accommodation activities | 200 | 654,620 | 654,620 | - |
| I559 | Other accommodation | 43 | - | - | - |
| I561 | Restaurants and mobile food service activities | 1,065 | 404,454 | 404,457 | 4 |
| I562 | Event catering and other food service activities | 40 | 59 | 59 | - |
| I563 | Beverage serving activities | 196 | 72,602 | 72,602 | - |

Continued

TABLE 8 Number of Establishments and Gross Additions to Tangible Fixed Assets for Accommodation and Food Service Activities
Establishments by Region and Industry Group: Philippines, 2018 *(continued)**(Values are in thousand PhP, except for number of establishments. Details may not add-up to total due to rounding and/or statistical disclosure control.)*

| 2009 PSIC Code | Region/ Industry Description | Number of Establishments | Gross Additions | Capital Expenditures | Sale of Tangible Fixed Assets |
|----------------------|--|--------------------------------|------------------|-------------------------|----------------------------------|
| | | (1) | (2) | (3) | (4) |
| | II - Cagayan Valley | 1,499 | 229,186 | 229,679 | 493 |
| I551 | Short term accommodation activities | 323 | 61,092 | 61,092 | - |
| I559 | Other accommodation | 49 | - | - | - |
| I561 | Restaurants and mobile food service activities | 1,013 | 167,978 | 168,471 | 493 |
| I562 | Event catering and other food service activities | 12 | - | - | - |
| I563 | Beverage serving activities | 102 | 116 | 116 | - |
| | III - Central Luzon | 4,544 | 3,680,614 | 3,710,811 | 30,197 |
| I551 | Short term accommodation activities | 663 | 1,009,697 | 1,010,267 | 570 |
| I559 | Other accommodation | 66 | - | - | - |
| I561 | Restaurants and mobile food service activities | 3,094 | 2,541,973 | 2,571,599 | 29,627 |
| I562 | Event catering and other food service activities | 96 | 18,491 | 18,491 | - |
| I563 | Beverage serving activities | 624 | 110,453 | 110,453 | - |
| | IVA - CALABARZON | 5,001 | 1,895,885 | 1,905,638 | 9,753 |
| I551 | Short term accommodation activities | 594 | 523,961 | 532,245 | 8,284 |
| I559 | Other accommodation | 19 | 53 | 53 | - |
| I561 | Restaurants and mobile food service activities | 3,974 | 1,334,538 | 1,335,980 | 1,442 |
| I562 | Event catering and other food service activities | 95 | 33,183 | 33,211 | 28 |
| I563 | Beverage serving activities | 318 | 4,148 | 4,148 | - |
| | MIMAROPA Region | 1,277 | 883,037 | 883,038 | - |
| I551 | Short term accommodation activities | 338 | 762,751 | 762,751 | - |
| I561 | Restaurants and mobile food service activities | 770 | 95,091 | 95,092 | - |
| I562 | Event catering and other food service activities | 39 | - | - | - |
| I563 | Beverage serving activities | 130 | 25,195 | 25,195 | - |

Continued

TABLE 8 Number of Establishments and Gross Additions to Tangible Fixed Assets for Accommodation and Food Service Activities
Establishments by Region and Industry Group: Philippines, 2018 *(continued)**(Values are in thousand PhP, except for number of establishments. Details may not add-up to total due to rounding and/or statistical disclosure control.)*

| 2009 PSIC Code | Region/ Industry Description | Number of Establishments | Gross Additions | Capital Expenditures | Sale of Tangible Fixed Assets |
|----------------------|--|--------------------------------|------------------|-------------------------|----------------------------------|
| | | (1) | (2) | (3) | (4) |
| | V - Bicol Region | 1,475 | 445,936 | 445,936 | - |
| I551 | Short term accommodation activities | 287 | 61,118 | 61,118 | - |
| I559 | Other accommodation | 50 | 41,822 | 41,822 | - |
| I561 | Restaurants and mobile food service activities | 1,043 | 291,215 | 291,215 | - |
| I562 | Event catering and other food service activities | 22 | - | - | - |
| I563 | Beverage serving activities | 72 | 51,781 | 51,781 | - |
| | VI - Western Visayas | 2,650 | 2,178,082 | 2,178,353 | 271 |
| I551 | Short term accommodation activities | 388 | 809,589 | 809,860 | 271 |
| I559 | Other accommodation | 47 | - | - | - |
| I561 | Restaurants and mobile food service activities | 1,933 | 1,346,563 | 1,346,563 | - |
| I562 | Event catering and other food service activities | 38 | 12,799 | 12,799 | - |
| I563 | Beverage serving activities | 244 | 9,131 | 9,131 | - |
| | VII - Central Visayas | 3,963 | 3,746,944 | 3,759,104 | 12,160 |
| I551 | Short term accommodation activities | 772 | 2,425,950 | 2,428,040 | 2,090 |
| I559 | Other accommodation | 44 | 2,190 | 2,190 | - |
| I561 | Restaurants and mobile food service activities | 2,710 | 1,218,607 | 1,228,676 | 10,070 |
| I562 | Event catering and other food service activities | 94 | 31,725 | 31,725 | - |
| I563 | Beverage serving activities | 344 | 68,472 | 68,472 | - |
| | VIII - Eastern Visayas | 1,447 | 604,402 | 604,402 | - |
| I551 | Short term accommodation activities | 244 | 116,551 | 116,551 | - |
| I559 | Other accommodation | 79 | 7,215 | 7,215 | - |
| I561 | Restaurants and mobile food service activities | 1,062 | 467,314 | 467,314 | - |
| I562 | Event catering and other food service activities | 43 | 13,322 | 13,322 | - |
| I563 | Beverage serving activities | 19 | - | - | - |

Continued

TABLE 8 Number of Establishments and Gross Additions to Tangible Fixed Assets for Accommodation and Food Service Activities
Establishments by Region and Industry Group: Philippines, 2018 *(continued)**(Values are in thousand PhP, except for number of establishments. Details may not add-up to total due to rounding and/or statistical disclosure control.)*

| 2009 PSIC Code | Region/ Industry Description | Number of Establishments | Gross Additions | Capital Expenditures | Sale of Tangible Fixed Assets |
|----------------------|--|--------------------------------|------------------|-------------------------|----------------------------------|
| | | (1) | (2) | (3) | (4) |
| | IX - Zamboanga Peninsula | 2,197 | 260,460 | 262,542 | 2,083 |
| I551 | Short term accommodation activities | 218 | 12,389 | 12,389 | - |
| I559 | Other accommodation | 99 | - | - | - |
| I561 | Restaurants and mobile food service activities | 1,734 | 239,198 | 241,280 | 2,083 |
| I562 | Event catering and other food service activities | 49 | 32 | 32 | - |
| I563 | Beverage serving activities | 97 | 8,841 | 8,841 | - |
| | X - Northern Mindanao | 1,981 | 4,776,770 | 4,776,770 | - |
| I551 | Short term accommodation activities | 307 | 1,226,503 | 1,226,503 | - |
| I559 | Other accommodation | 4 | 150,928 | 150,928 | - |
| I561 | Restaurants and mobile food service activities | 1,518 | 2,194,716 | 2,194,716 | - |
| I562 | Event catering and other food service activities | 35 | 1,190,005 | 1,190,005 | - |
| I563 | Beverage serving activities | 118 | 14,618 | 14,618 | - |
| | XI - Davao Region | 1,778 | 953,906 | 954,004 | 98 |
| I551 | Short term accommodation activities | 270 | 210,703 | 210,703 | - |
| I559 | Other accommodation | 69 | - | - | - |
| I561 | Restaurants and mobile food service activities | 1,333 | 731,324 | 731,422 | 98 |
| I562 | Event catering and other food service activities | 48 | 11,879 | 11,879 | - |
| I563 | Beverage serving activities | 59 | - | - | - |
| | XII - SOCCSKSARGEN | 1,877 | 1,071,011 | 1,071,197 | 186 |
| I551 | Short term accommodation activities | 267 | 224,095 | 224,281 | 186 |
| I559 | Other accommodation | 53 | - | - | - |
| I561 | Restaurants and mobile food service activities | 1,390 | 797,977 | 797,977 | - |
| I562 | Event catering and other food service activities | 50 | - | - | - |
| I563 | Beverage serving activities | 117 | 48,938 | 48,938 | - |

Continued

TABLE 8 Number of Establishments and Gross Additions to Tangible Fixed Assets for Accommodation and Food Service Activities
Establishments by Region and Industry Group: Philippines, 2018 *(concluded)*

(Values are in thousand PhP, except for number of establishments. Details may not add-up to total due to rounding and/or statistical disclosure control.)

| 2009 PSIC Code | Region/ Industry Description | Number of Establishments | Gross Additions | Capital Expenditures | Sale of Tangible Fixed Assets |
|----------------------|--|--------------------------------|-----------------|-------------------------|----------------------------------|
| | | (1) | (2) | (3) | (4) |
| | XIII - Caraga | 1,359 | 914,320 | 914,334 | 14 |
| I551 | Short term accommodation activities | 167 | 766,928 | 766,928 | - |
| I561 | Restaurants and mobile food service activities | 1,074 | 125,811 | 125,825 | 14 |
| I562 | Event catering and other food service activities | 14 | 21,581 | 21,581 | - |
| I563 | Beverage serving activities | 105 | - | - | - |
| | Autonomous Region in Muslim Mindanao | 896 | 520,716 | 520,716 | - |
| I551 | Short term accommodation activities | 96 | 145,186 | 145,186 | - |
| I561 | Restaurants and mobile food service activities | 708 | 373,775 | 373,775 | - |
| I562 | Event catering and other food service activities | S | S | S | S |
| I563 | Beverage serving activities | S | S | S | S |

Note:

- denotes zero value

S- Data Suppressed

Source: Philippine Statistics Authority, 2018 Census of Philippine Business and Industry

TABLE 8.1 Number of Establishments and Sale of Tangible Fixed Assets by Type for Accommodation and Food Service Activities Establishments by Region and Industry Group: Philippines, 2018

(Values are in thousand PhP, except for number of establishments. Details may not add-up to total due to rounding and/or statistical disclosure control.)

| 2009 PSIC Code | Region/ Industry Description | Number of Establishments | Sale of Tangible Fixed Assets | | | | |
|----------------------|--|--------------------------------|-------------------------------|--------------|---|------------------------|--------------------------------------|
| | | | Total | Land | Buildings, Other Structures and Land Improvements | Transport Equipment | ICT Machinery and equipment |
| | | (1) | (2) | (3) | (4) | (5) | (6) |
| | PHILIPPINES | 44,487 | 718,823 | 8,621 | 330,173 | 12,749 | 77,954 |
| I551 | Short term accommodation activities | 5,960 | 31,679 | 8,621 | 11,400 | 9,125 | 20 |
| I559 | Other accommodation | 734 | - | - | - | - | - |
| I561 | Restaurants and mobile food service activities | 33,451 | 670,157 | - | 317,336 | 2,030 | 77,934 |
| I562 | Event catering and other food service activities | 836 | 15,549 | - | - | 1,595 | - |
| I563 | Beverage serving activities | 3,506 | 1,438 | - | 1,438 | - | - |
| | National Capital Region | 9,706 | 662,128 | 8,568 | 320,635 | 3,547 | 77,626 |
| I551 | Short term accommodation activities | 603 | 20,279 | 8,568 | 11,400 | - | 20 |
| I559 | Other accommodation | 43 | - | - | - | - | - |
| I561 | Restaurants and mobile food service activities | 8,161 | 626,328 | - | 309,235 | 1,980 | 77,606 |
| I562 | Event catering and other food service activities | 151 | 15,521 | - | - | 1,567 | - |
| I563 | Beverage serving activities | 748 | - | - | - | - | - |
| | Cordillera Administrative Region | 1,293 | 1,438 | - | 1,438 | - | - |
| I551 | Short term accommodation activities | 224 | - | - | - | - | - |
| I559 | Other accommodation | 70 | - | - | - | - | - |
| I561 | Restaurants and mobile food service activities | 870 | - | - | - | - | - |
| I562 | Event catering and other food service activities | 7 | - | - | - | - | - |
| I563 | Beverage serving activities | 122 | 1,438 | - | 1,438 | - | - |
| | I - Ilocos Region | 1,544 | 4 | - | - | - | - |
| I551 | Short term accommodation activities | 200 | - | - | - | - | - |
| I559 | Other accommodation | 43 | - | - | - | - | - |
| I561 | Restaurants and mobile food service activities | 1,065 | 4 | - | - | - | - |
| I562 | Event catering and other food service activities | 40 | - | - | - | - | - |

Continued

TABLE 8.1 Number of Establishments and Sale of Tangible Fixed Assets by Type for Accommodation and Food Service Activities
Establishments by Region and Industry Group: Philippines, 2018 *(continued)**(Values are in thousand PhP, except for number of establishments. Details may not add-up to total due to rounding and/or statistical disclosure control.)*

| 2009 PSIC Code | Region/ Industry Description | Number of Establishments | Sale of Tangible Fixed Assets | | | | |
|----------------------|--|--------------------------------|-------------------------------|------|---|------------------------|--------------------------------------|
| | | | Total | Land | Buildings, Other Structures and Land Improvements | Transport Equipment | ICT Machinery and equipment |
| | | (1) | (2) | (3) | (4) | (5) | (6) |
| I563 | Beverage serving activities | 196 | - | - | - | - | - |
| | II - Cagayan Valley | 1,499 | 493 | - | 64 | - | 14 |
| I551 | Short term accommodation activities | 323 | - | - | - | - | - |
| I559 | Other accommodation | 49 | - | - | - | - | - |
| I561 | Restaurants and mobile food service activities | 1,013 | 493 | - | 64 | - | 14 |
| I562 | Event catering and other food service activities | 12 | - | - | - | - | - |
| I563 | Beverage serving activities | 102 | - | - | - | - | - |
| | III - Central Luzon | 4,544 | 30,197 | - | 850 | 579 | 1 |
| I551 | Short term accommodation activities | 663 | 570 | - | - | 570 | - |
| I559 | Other accommodation | 66 | - | - | - | - | - |
| I561 | Restaurants and mobile food service activities | 3,094 | 29,627 | - | 850 | 9 | 1 |
| I562 | Event catering and other food service activities | 96 | - | - | - | - | - |
| I563 | Beverage serving activities | 624 | - | - | - | - | - |
| | IVA - CALABARZON | 5,001 | 9,753 | - | - | 8,311 | 62 |
| I551 | Short term accommodation activities | 594 | 8,284 | - | - | 8,284 | - |
| I559 | Other accommodation | 19 | - | - | - | - | - |
| I561 | Restaurants and mobile food service activities | 3,974 | 1,442 | - | - | - | 62 |
| I562 | Event catering and other food service activities | 95 | 28 | - | - | 28 | - |
| I563 | Beverage serving activities | 318 | - | - | - | - | - |
| | MIMAROPA Region | 1,277 | - | - | - | - | - |
| I551 | Short term accommodation activities | 338 | - | - | - | - | - |
| I561 | Restaurants and mobile food service activities | 770 | - | - | - | - | - |

Continued

TABLE 8.1 Number of Establishments and Sale of Tangible Fixed Assets by Type for Accommodation and Food Service Activities
Establishments by Region and Industry Group: Philippines, 2018 *(continued)**(Values are in thousand PhP, except for number of establishments. Details may not add-up to total due to rounding and/or statistical disclosure control.)*

| 2009 PSIC Code | Region/ Industry Description | Number of Establishments | Sale of Tangible Fixed Assets | | | | |
|----------------------|--|--------------------------------|-------------------------------|-----------|---|------------------------|--------------------------------------|
| | | | Total | Land | Buildings, Other Structures and Land Improvements | Transport Equipment | ICT Machinery and equipment |
| | | (1) | (2) | (3) | (4) | (5) | (6) |
| I562 | Event catering and other food service activities | 39 | - | - | - | - | - |
| I563 | Beverage serving activities | 130 | - | - | - | - | - |
| | V - Bicol Region | 1,475 | - | - | - | - | - |
| I551 | Short term accommodation activities | 287 | - | - | - | - | - |
| I559 | Other accommodation | 50 | - | - | - | - | - |
| I561 | Restaurants and mobile food service activities | 1,043 | - | - | - | - | - |
| I562 | Event catering and other food service activities | 22 | - | - | - | - | - |
| I563 | Beverage serving activities | 72 | - | - | - | - | - |
| | VI - Western Visayas | 2,650 | 271 | - | - | 271 | - |
| I551 | Short term accommodation activities | 388 | 271 | - | - | 271 | - |
| I559 | Other accommodation | 47 | - | - | - | - | - |
| I561 | Restaurants and mobile food service activities | 1,933 | - | - | - | - | - |
| I562 | Event catering and other food service activities | 38 | - | - | - | - | - |
| I563 | Beverage serving activities | 244 | - | - | - | - | - |
| | VII - Central Visayas | 3,963 | 12,160 | 52 | 7,081 | 41 | 219 |
| I551 | Short term accommodation activities | 772 | 2,090 | 52 | - | - | - |
| I559 | Other accommodation | 44 | - | - | - | - | - |
| I561 | Restaurants and mobile food service activities | 2,710 | 10,070 | - | 7,081 | 41 | 219 |
| I562 | Event catering and other food service activities | 94 | - | - | - | - | - |
| I563 | Beverage serving activities | 344 | - | - | - | - | - |
| | VIII - Eastern Visayas | 1,447 | - | - | - | - | - |
| I551 | Short term accommodation activities | 244 | - | - | - | - | - |

Continued

TABLE 8.1 Number of Establishments and Sale of Tangible Fixed Assets by Type for Accommodation and Food Service Activities
Establishments by Region and Industry Group: Philippines, 2018 *(continued)**(Values are in thousand PhP, except for number of establishments. Details may not add-up to total due to rounding and/or statistical disclosure control.)*

| 2009 PSIC Code | Region/ Industry Description | Number of Establishments | Sale of Tangible Fixed Assets | | | | |
|----------------------|---|--------------------------------|-------------------------------|------|---|------------------------|--------------------------------------|
| | | | Total | Land | Buildings, Other Structures and Land Improvements | Transport Equipment | ICT Machinery and equipment |
| | | (1) | (2) | (3) | (4) | (5) | (6) |
| I559 | Other accommodation | 79 | - | - | - | - | - |
| I561 | Restaurants and mobile food service activities | 1,062 | - | - | - | - | - |
| I562 | Event catering and other food service activities | 43 | - | - | - | - | - |
| I563 | Beverage serving activities | 19 | - | - | - | - | - |
| | IX - Zamboanga Peninsula | 2,197 | 2,083 | - | 101 | - | 29 |
| I551 | Short term accommodation activities | 218 | - | - | - | - | - |
| I559 | Other accommodation | 99 | - | - | - | - | - |
| I561 | Restaurants and mobile food service activities | 1,734 | 2,083 | - | 101 | - | 29 |
| I562 | Event catering and other food service activities | 49 | - | - | - | - | - |
| I563 | Beverage serving activities | 97 | - | - | - | - | - |
| | X - Northern Mindanao | 1,981 | - | - | - | - | - |
| I551 | Short term accommodation activities | 307 | - | - | - | - | - |
| I559 | Other accommodation | 4 | - | - | - | - | - |
| I561 | Restaurants and mobile food service activities | 1,518 | - | - | - | - | - |
| I562 | Event catering and other food service activities | 35 | - | - | - | - | - |
| I563 | Beverage serving activities | 118 | - | - | - | - | - |
| | XI - Davao Region | 1,778 | 98 | - | 5 | - | 4 |
| I551 | Short term accommodation activities | 270 | - | - | - | - | - |
| I559 | Other accommodation | 69 | - | - | - | - | - |
| I561 | Restaurants and mobile food service activities | 1,333 | 98 | - | 5 | - | 4 |
| I562 | Event catering and other food service activities | 48 | - | - | - | - | - |
| I563 | Beverage serving activities | 59 | - | - | - | - | - |

Continued

TABLE 8.1 Number of Establishments and Sale of Tangible Fixed Assets by Type for Accommodation and Food Service Activities
Establishments by Region and Industry Group: Philippines, 2018 *(continued)**(Values are in thousand PhP, except for number of establishments. Details may not add-up to total due to rounding and/or statistical disclosure control.)*

| 2009 PSIC Code | Region/ Industry Description | Number of Establishments | Sale of Tangible Fixed Assets | | | | |
|----------------------|--|--------------------------------|-------------------------------|------|---|------------------------|--------------------------------------|
| | | | Total | Land | Buildings, Other Structures and Land Improvements | Transport Equipment | ICT Machinery and equipment |
| | | (1) | (2) | (3) | (4) | (5) | (6) |
| | XII - SOCCSKSARGEN | 1,877 | 186 | - | - | - | - |
| I551 | Short term accommodation activities | 267 | 186 | - | - | - | - |
| I559 | Other accommodation | 53 | - | - | - | - | - |
| I561 | Restaurants and mobile food service activities | 1,390 | - | - | - | - | - |
| I562 | Event catering and other food service activities | 50 | - | - | - | - | - |
| I563 | Beverage serving activities | 117 | - | - | - | - | - |
| | XIII - Caraga | 1,359 | 14 | - | - | - | - |
| I551 | Short term accommodation activities | 167 | - | - | - | - | - |
| I561 | Restaurants and mobile food service activities | 1,074 | 14 | - | - | - | - |
| I562 | Event catering and other food service activities | 14 | - | - | - | - | - |
| I563 | Beverage serving activities | 105 | - | - | - | - | - |
| | Autonomous Region in Muslim Mindanao | 896 | - | - | - | - | - |
| I551 | Short term accommodation activities | 96 | - | - | - | - | - |
| I561 | Restaurants and mobile food service activities | 708 | - | - | - | - | - |
| I562 | Event catering and other food service activities | S | S | S | S | S | S |
| I563 | Beverage serving activities | S | S | S | S | S | S |

Continued

TABLE 8.1 Number of Establishments and Sale of Tangible Fixed Assets by Type for Accommodation and Food Service Activities
Establishments by Region and Industry Group: Philippines, 2018 *(continued)**(Values are in thousand PhP, except for number of establishments. Details may not add-up to total due to rounding and/or statistical disclosure control.)*

| 2009 PSIC Code | Region/ Industry Description | Sale of Tangible Fixed Assets | | | | |
|----------------------|--|--|------------------------------------|--|-----------|--------------------------------|
| | | Specialized Industrial Machinery | General Industrial Machinery | Other Machinery and Equipment | Valuables | Other Tangible Fixed Assets |
| | | (7) | (8) | (9) | (10) | (11) |
| | PHILIPPINES | 92 | 280,038 | - | - | 9,195 |
| I551 | Short term accommodation activities | - | 477 | - | - | 2,038 |
| I559 | Other accommodation | - | - | - | - | - |
| I561 | Restaurants and mobile food service activities | 92 | 265,607 | - | - | 7,157 |
| I562 | Event catering and other food service activities | - | 13,954 | - | - | - |
| I563 | Beverage serving activities | - | - | - | - | - |
| | National Capital Region | - | 245,018 | - | - | 6,734 |
| I551 | Short term accommodation activities | - | 291 | - | - | - |
| I559 | Other accommodation | - | - | - | - | - |
| I561 | Restaurants and mobile food service activities | - | 230,772 | - | - | 6,734 |
| I562 | Event catering and other food service activities | - | 13,954 | - | - | - |
| I563 | Beverage serving activities | - | - | - | - | - |
| | Cordillera Administrative Region | - | - | - | - | - |
| I551 | Short term accommodation activities | - | - | - | - | - |
| I559 | Other accommodation | - | - | - | - | - |
| I561 | Restaurants and mobile food service activities | - | - | - | - | - |
| I562 | Event catering and other food service activities | - | - | - | - | - |
| I563 | Beverage serving activities | - | - | - | - | - |
| | I - Ilocos Region | - | 4 | - | - | - |
| I551 | Short term accommodation activities | - | - | - | - | - |
| I559 | Other accommodation | - | - | - | - | - |
| I561 | Restaurants and mobile food service activities | - | 4 | - | - | - |
| I562 | Event catering and other food service activities | - | - | - | - | - |

Continued

TABLE 8.1 Number of Establishments and Sale of Tangible Fixed Assets by Type for Accommodation and Food Service Activities
Establishments by Region and Industry Group: Philippines, 2018 *(continued)**(Values are in thousand PhP, except for number of establishments. Details may not add-up to total due to rounding and/or statistical disclosure control.)*

| 2009 PSIC Code | Region/ Industry Description | Sale of Tangible Fixed Assets | | | | |
|----------------------|--|--|------------------------------------|--|-----------|--------------------------------|
| | | Specialized Industrial Machinery | General Industrial Machinery | Other Machinery and Equipment | Valuables | Other Tangible Fixed Assets |
| | | (7) | (8) | (9) | (10) | (11) |
| I563 | Beverage serving activities | - | - | - | - | - |
| | II - Cagayan Valley | - | 396 | - | - | 20 |
| I551 | Short term accommodation activities | - | - | - | - | - |
| I559 | Other accommodation | - | - | - | - | - |
| I561 | Restaurants and mobile food service activities | - | 396 | - | - | 20 |
| I562 | Event catering and other food service activities | - | - | - | - | - |
| I563 | Beverage serving activities | - | - | - | - | - |
| | III - Central Luzon | 92 | 28,585 | - | - | 89 |
| I551 | Short term accommodation activities | - | - | - | - | - |
| I559 | Other accommodation | - | - | - | - | - |
| I561 | Restaurants and mobile food service activities | 92 | 28,585 | - | - | 89 |
| I562 | Event catering and other food service activities | - | - | - | - | - |
| I563 | Beverage serving activities | - | - | - | - | - |
| | IVA - CALABARZON | - | 1,298 | - | - | 81 |
| I551 | Short term accommodation activities | - | - | - | - | - |
| I559 | Other accommodation | - | - | - | - | - |
| I561 | Restaurants and mobile food service activities | - | 1,298 | - | - | 81 |
| I562 | Event catering and other food service activities | - | - | - | - | - |
| I563 | Beverage serving activities | - | - | - | - | - |
| | MIMAROPA Region | - | - | - | - | - |
| I551 | Short term accommodation activities | - | - | - | - | - |
| I561 | Restaurants and mobile food service activities | - | - | - | - | - |

Continued

TABLE 8.1 Number of Establishments and Sale of Tangible Fixed Assets by Type for Accommodation and Food Service Activities Establishments by Region and Industry Group: Philippines, 2018 *(continued)*

(Values are in thousand PhP, except for number of establishments. Details may not add-up to total due to rounding and/or statistical disclosure control.)

| 2009 PSIC Code | Region/ Industry Description | Sale of Tangible Fixed Assets | | | | |
|----------------------|--|--|------------------------------------|--|-----------|--------------------------------|
| | | Specialized Industrial Machinery | General Industrial Machinery | Other Machinery and Equipment | Valuables | Other Tangible Fixed Assets |
| | | (7) | (8) | (9) | (10) | (11) |
| I562 | Event catering and other food service activities | - | - | - | - | - |
| I563 | Beverage serving activities | - | - | - | - | - |
| | V - Bicol Region | - | - | - | - | - |
| I551 | Short term accommodation activities | - | - | - | - | - |
| I559 | Other accommodation | - | - | - | - | - |
| I561 | Restaurants and mobile food service activities | - | - | - | - | - |
| I562 | Event catering and other food service activities | - | - | - | - | - |
| I563 | Beverage serving activities | - | - | - | - | - |
| | VI - Western Visayas | - | - | - | - | - |
| I551 | Short term accommodation activities | - | - | - | - | - |
| I559 | Other accommodation | - | - | - | - | - |
| I561 | Restaurants and mobile food service activities | - | - | - | - | - |
| I562 | Event catering and other food service activities | - | - | - | - | - |
| I563 | Beverage serving activities | - | - | - | - | - |
| | VII - Central Visayas | - | 2,695 | - | - | 2,072 |
| I551 | Short term accommodation activities | - | - | - | - | 2,038 |
| I559 | Other accommodation | - | - | - | - | - |
| I561 | Restaurants and mobile food service activities | - | 2,695 | - | - | 34 |
| I562 | Event catering and other food service activities | - | - | - | - | - |
| I563 | Beverage serving activities | - | - | - | - | - |
| | VIII - Eastern Visayas | - | - | - | - | - |
| I551 | Short term accommodation activities | - | - | - | - | - |

Continued

TABLE 8.1 Number of Establishments and Sale of Tangible Fixed Assets by Type for Accommodation and Food Service Activities
Establishments by Region and Industry Group: Philippines, 2018 *(continued)**(Values are in thousand PhP, except for number of establishments. Details may not add-up to total due to rounding and/or statistical disclosure control.)*

| 2009 PSIC Code | Region/ Industry Description | Sale of Tangible Fixed Assets | | | | |
|----------------------|---|--|------------------------------------|--|-----------|--------------------------------|
| | | Specialized Industrial Machinery | General Industrial Machinery | Other Machinery and Equipment | Valuables | Other Tangible Fixed Assets |
| | | (7) | (8) | (9) | (10) | (11) |
| I559 | Other accommodation | - | - | - | - | - |
| I561 | Restaurants and mobile food service activities | - | - | - | - | - |
| I562 | Event catering and other food service activities | - | - | - | - | - |
| I563 | Beverage serving activities | - | - | - | - | - |
| | IX - Zamboanga Peninsula | - | 1,757 | - | - | 196 |
| I551 | Short term accommodation activities | - | - | - | - | - |
| I559 | Other accommodation | - | - | - | - | - |
| I561 | Restaurants and mobile food service activities | - | 1,757 | - | - | 196 |
| I562 | Event catering and other food service activities | - | - | - | - | - |
| I563 | Beverage serving activities | - | - | - | - | - |
| | X - Northern Mindanao | - | - | - | - | - |
| I551 | Short term accommodation activities | - | - | - | - | - |
| I559 | Other accommodation | - | - | - | - | - |
| I561 | Restaurants and mobile food service activities | - | - | - | - | - |
| I562 | Event catering and other food service activities | - | - | - | - | - |
| I563 | Beverage serving activities | - | - | - | - | - |
| | XI - Davao Region | - | 86 | - | - | 3 |
| I551 | Short term accommodation activities | - | - | - | - | - |
| I559 | Other accommodation | - | - | - | - | - |
| I561 | Restaurants and mobile food service activities | - | 86 | - | - | 3 |
| I562 | Event catering and other food service activities | - | - | - | - | - |
| I563 | Beverage serving activities | - | - | - | - | - |

Continued

TABLE 8.1 Number of Establishments and Sale of Tangible Fixed Assets by Type for Accommodation and Food Service Activities
Establishments by Region and Industry Group: Philippines, 2018 *(continued)*

(Values are in thousand PhP, except for number of establishments. Details may not add-up to total due to rounding and/or statistical disclosure control.)

| 2009 PSIC Code | Region/ Industry Description | Sale of Tangible Fixed Assets | | | | |
|----------------------|--|--|------------------------------------|--|-----------|--------------------------------|
| | | Specialized Industrial Machinery | General Industrial Machinery | Other Machinery and Equipment | Valuables | Other Tangible Fixed Assets |
| | | (7) | (8) | (9) | (10) | (11) |
| | XII - SOCCSKSARGEN | - | 186 | - | - | - |
| I551 | Short term accommodation activities | - | 186 | - | - | - |
| I559 | Other accommodation | - | - | - | - | - |
| I561 | Restaurants and mobile food service activities | - | - | - | - | - |
| I562 | Event catering and other food service activities | - | - | - | - | - |
| I563 | Beverage serving activities | - | - | - | - | - |
| | XIII - Caraga | - | 14 | - | - | - |
| I551 | Short term accommodation activities | - | - | - | - | - |
| I561 | Restaurants and mobile food service activities | - | 14 | - | - | - |
| I562 | Event catering and other food service activities | - | - | - | - | - |
| I563 | Beverage serving activities | - | - | - | - | - |
| | Autonomous Region in Muslim Mindanao | - | - | - | - | - |
| I551 | Short term accommodation activities | - | - | - | - | - |
| I561 | Restaurants and mobile food service activities | - | - | - | - | - |
| I562 | Event catering and other food service activities | S | S | S | S | S |
| I563 | Beverage serving activities | S | S | S | S | S |

Note:

- denotes zero value

S- Data Suppressed

Source: Philippine Statistics Authority, 2018 Census of Philippine Business and Industry

TABLE 8.2 Number of Establishments and Losses and Damages to Tangible Fixed Assets by Type for Accommodation and Food Service Activities Establishments by Region and Industry Group: Philippines, 2018

(Values are in thousand PhP, except for number of establishments. Details may not add-up to total due to rounding and/or statistical disclosure control.)

| 2009 PSIC Code | Region/ Industry Description | Number of Establishments | Losses and Damages | | | | |
|----------------------|--|--------------------------------|--------------------|------|---|------------------------|--------------------------------------|
| | | | Total | Land | Buildings, Other Structures and Land Improvements | Transport Equipment | ICT Machinery and equipment |
| | | (1) | (2) | (3) | (4) | (5) | (6) |
| | PHILIPPINES | 44,487 | 872,184 | - | 611,265 | 8,218 | 10,608 |
| I551 | Short term accommodation activities | 5,960 | 502,152 | - | 343,596 | 5,326 | 2,966 |
| I559 | Other accommodation | 734 | - | - | - | - | - |
| I561 | Restaurants and mobile food service activities | 33,451 | 335,562 | - | 262,232 | 973 | 2,843 |
| I562 | Event catering and other food service activities | 836 | 84 | - | - | - | - |
| I563 | Beverage serving activities | 3,506 | 34,386 | - | 5,437 | 1,919 | 4,800 |
| | National Capital Region | 9,706 | 643,115 | - | 497,953 | 1,384 | 715 |
| I551 | Short term accommodation activities | 603 | 430,220 | - | 295,008 | 1,325 | 207 |
| I559 | Other accommodation | 43 | - | - | - | - | - |
| I561 | Restaurants and mobile food service activities | 8,161 | 208,406 | - | 202,945 | 59 | 507 |
| I562 | Event catering and other food service activities | 151 | - | - | - | - | - |
| I563 | Beverage serving activities | 748 | 4,489 | - | - | - | - |
| | Cordillera Administrative Region | 1,293 | 25,398 | - | 10,584 | - | 718 |
| I551 | Short term accommodation activities | 224 | 15,411 | - | 9,990 | - | 682 |
| I559 | Other accommodation | 70 | - | - | - | - | - |
| I561 | Restaurants and mobile food service activities | 870 | 9,328 | - | 19 | - | 36 |
| I562 | Event catering and other food service activities | 7 | 84 | - | - | - | - |
| I563 | Beverage serving activities | 122 | 575 | - | 575 | - | - |
| | I - Ilocos Region | 1,544 | 188 | - | 29 | - | 159 |
| I551 | Short term accommodation activities | 200 | - | - | - | - | - |
| I559 | Other accommodation | 43 | - | - | - | - | - |
| I561 | Restaurants and mobile food service activities | 1,065 | 188 | - | 29 | - | 159 |
| I562 | Event catering and other food service activities | 40 | - | - | - | - | - |

Continued

TABLE 8.2 Number of Establishments and Losses and Damages to Tangible Fixed Assets by Type for Accommodation and Food Service Activities Establishments by Region and Industry Group: Philippines, 2018 (*continued*)

(Values are in thousand PhP, except for number of establishments. Details may not add-up to total due to rounding and/or statistical disclosure control.)

| 2009 PSIC Code | Region/ Industry Description | Number of Establishments | Losses and Damages | | | | |
|----------------------|--|--------------------------------|--------------------|------|---|------------------------|--------------------------------------|
| | | | Total | Land | Buildings, Other Structures and Land Improvements | Transport Equipment | ICT Machinery and equipment |
| | | (1) | (2) | (3) | (4) | (5) | (6) |
| I563 | Beverage serving activities | 196 | - | - | - | - | - |
| | II - Cagayan Valley | 1,499 | 822 | - | 774 | - | 2 |
| I551 | Short term accommodation activities | 323 | - | - | - | - | - |
| I559 | Other accommodation | 49 | - | - | - | - | - |
| I561 | Restaurants and mobile food service activities | 1,013 | 762 | - | 714 | - | 2 |
| I562 | Event catering and other food service activities | 12 | - | - | - | - | - |
| I563 | Beverage serving activities | 102 | 60 | - | 60 | - | - |
| | III - Central Luzon | 4,544 | 14,947 | - | 13,375 | - | 5 |
| I551 | Short term accommodation activities | 663 | 171 | - | - | - | - |
| I559 | Other accommodation | 66 | - | - | - | - | - |
| I561 | Restaurants and mobile food service activities | 3,094 | 14,776 | - | 13,375 | - | 5 |
| I562 | Event catering and other food service activities | 96 | - | - | - | - | - |
| I563 | Beverage serving activities | 624 | - | - | - | - | - |
| | IVA - CALABARZON | 5,001 | 54,745 | - | 27,142 | 13 | 91 |
| I551 | Short term accommodation activities | 594 | 6 | - | - | - | - |
| I559 | Other accommodation | 19 | - | - | - | - | - |
| I561 | Restaurants and mobile food service activities | 3,974 | 54,739 | - | 27,142 | 13 | 91 |
| I562 | Event catering and other food service activities | 95 | - | - | - | - | - |
| I563 | Beverage serving activities | 318 | - | - | - | - | - |
| | MIMAROPA Region | 1,277 | 7,728 | - | 996 | - | 1,151 |
| I551 | Short term accommodation activities | 338 | 3,014 | - | - | - | - |
| I561 | Restaurants and mobile food service activities | 770 | 4,714 | - | 996 | - | 1,151 |

Continued

TABLE 8.2 Number of Establishments and Losses and Damages to Tangible Fixed Assets by Type for Accommodation and Food Service Activities Establishments by Region and Industry Group: Philippines, 2018 *(continued)**(Values are in thousand PhP, except for number of establishments. Details may not add-up to total due to rounding and/or statistical disclosure control.)*

| 2009 PSIC Code | Region/ Industry Description | Number of Establishments | Losses and Damages | | | | |
|----------------------|--|--------------------------------|--------------------|------|---|------------------------|--------------------------------------|
| | | | Total | Land | Buildings, Other Structures and Land Improvements | Transport Equipment | ICT Machinery and equipment |
| | | (1) | (2) | (3) | (4) | (5) | (6) |
| I562 | Event catering and other food service activities | 39 | - | - | - | - | - |
| I563 | Beverage serving activities | 130 | - | - | - | - | - |
| | V - Bicol Region | 1,475 | 36,017 | - | 33,459 | 992 | - |
| I551 | Short term accommodation activities | 287 | 35,139 | - | 32,591 | 992 | - |
| I559 | Other accommodation | 50 | - | - | - | - | - |
| I561 | Restaurants and mobile food service activities | 1,043 | 879 | - | 868 | - | - |
| I562 | Event catering and other food service activities | 22 | - | - | - | - | - |
| I563 | Beverage serving activities | 72 | - | - | - | - | - |
| | VI - Western Visayas | 2,650 | 33,126 | - | 4,802 | 1,919 | 6,620 |
| I551 | Short term accommodation activities | 388 | 4,294 | - | - | - | 1,773 |
| I559 | Other accommodation | 47 | - | - | - | - | - |
| I561 | Restaurants and mobile food service activities | 1,933 | 185 | - | - | - | 47 |
| I562 | Event catering and other food service activities | 38 | - | - | - | - | - |
| I563 | Beverage serving activities | 244 | 28,647 | - | 4,802 | 1,919 | 4,800 |
| | VII - Central Visayas | 3,963 | 7,668 | - | 5,121 | 249 | 321 |
| I551 | Short term accommodation activities | 772 | 5,307 | - | 3,472 | 249 | 303 |
| I559 | Other accommodation | 44 | - | - | - | - | - |
| I561 | Restaurants and mobile food service activities | 2,710 | 2,360 | - | 1,649 | - | 18 |
| I562 | Event catering and other food service activities | 94 | - | - | - | - | - |
| I563 | Beverage serving activities | 344 | - | - | - | - | - |
| | VIII - Eastern Visayas | 1,447 | 60 | - | - | 60 | - |
| I551 | Short term accommodation activities | 244 | - | - | - | - | - |

Continued

TABLE 8.2 Number of Establishments and Losses and Damages to Tangible Fixed Assets by Type for Accommodation and Food Service Activities Establishments by Region and Industry Group: Philippines, 2018 *(continued)**(Values are in thousand PhP, except for number of establishments. Details may not add-up to total due to rounding and/or statistical disclosure control.)*

| 2009 PSIC Code | Region/ Industry Description | Number of Establishments | Losses and Damages | | | | |
|----------------------|---|--------------------------------|--------------------|------|---|------------------------|--------------------------------------|
| | | | Total | Land | Buildings, Other Structures and Land Improvements | Transport Equipment | ICT Machinery and equipment |
| | | (1) | (2) | (3) | (4) | (5) | (6) |
| I559 | Other accommodation | 79 | - | - | - | - | - |
| I561 | Restaurants and mobile food service activities | 1,062 | 60 | - | - | 60 | - |
| I562 | Event catering and other food service activities | 43 | - | - | - | - | - |
| I563 | Beverage serving activities | 19 | - | - | - | - | - |
| | IX - Zamboanga Peninsula | 2,197 | 5,786 | - | 3,434 | - | - |
| I551 | Short term accommodation activities | 218 | 1,670 | - | - | - | - |
| I559 | Other accommodation | 99 | - | - | - | - | - |
| I561 | Restaurants and mobile food service activities | 1,734 | 4,116 | - | 3,434 | - | - |
| I562 | Event catering and other food service activities | 49 | - | - | - | - | - |
| I563 | Beverage serving activities | 97 | - | - | - | - | - |
| | X - Northern Mindanao | 1,981 | 29,413 | - | 3,382 | 1,367 | 817 |
| I551 | Short term accommodation activities | 307 | 3,644 | - | 1,553 | 526 | - |
| I559 | Other accommodation | 4 | - | - | - | - | - |
| I561 | Restaurants and mobile food service activities | 1,518 | 25,770 | - | 1,829 | 841 | 817 |
| I562 | Event catering and other food service activities | 35 | - | - | - | - | - |
| I563 | Beverage serving activities | 118 | - | - | - | - | - |
| | XI - Davao Region | 1,778 | 11,272 | - | 8,328 | 2,234 | 9 |
| I551 | Short term accommodation activities | 270 | 2,915 | - | 621 | 2,234 | - |
| I559 | Other accommodation | 69 | - | - | - | - | - |
| I561 | Restaurants and mobile food service activities | 1,333 | 7,743 | - | 7,707 | - | 9 |
| I562 | Event catering and other food service activities | 48 | - | - | - | - | - |
| I563 | Beverage serving activities | 59 | 615 | - | - | - | - |

Continued

TABLE 8.2 Number of Establishments and Losses and Damages to Tangible Fixed Assets by Type for Accommodation and Food Service Activities Establishments by Region and Industry Group: Philippines, 2018 *(continued)**(Values are in thousand PhP, except for number of establishments. Details may not add-up to total due to rounding and/or statistical disclosure control.)*

| 2009 PSIC Code | Region/ Industry Description | Number of Establishments | Losses and Damages | | | | |
|----------------------|--|--------------------------------|--------------------|------|---|------------------------|--------------------------------------|
| | | | Total | Land | Buildings, Other Structures and Land Improvements | Transport Equipment | ICT Machinery and equipment |
| | | (1) | (2) | (3) | (4) | (5) | (6) |
| | XII - SOCCSKSARGEN | 1,877 | 1,886 | - | 1,873 | - | - |
| I551 | Short term accommodation activities | 267 | 362 | - | 362 | - | - |
| I559 | Other accommodation | 53 | - | - | - | - | - |
| I561 | Restaurants and mobile food service activities | 1,390 | 1,524 | - | 1,512 | - | - |
| I562 | Event catering and other food service activities | 50 | - | - | - | - | - |
| I563 | Beverage serving activities | 117 | - | - | - | - | - |
| | XIII - Caraga | 1,359 | 12 | - | 12 | - | - |
| I551 | Short term accommodation activities | 167 | - | - | - | - | - |
| I561 | Restaurants and mobile food service activities | 1,074 | 12 | - | 12 | - | - |
| I562 | Event catering and other food service activities | 14 | - | - | - | - | - |
| I563 | Beverage serving activities | 105 | - | - | - | - | - |
| | Autonomous Region in Muslim Mindanao | 896 | - | - | - | - | - |
| I551 | Short term accommodation activities | 96 | - | - | - | - | - |
| I561 | Restaurants and mobile food service activities | 708 | - | - | - | - | - |
| I562 | Event catering and other food service activities | S | S | S | S | S | S |
| I563 | Beverage serving activities | S | S | S | S | S | S |

Continued

TABLE 8.2 Number of Establishments and Losses and Damages to Tangible Fixed Assets by Type for Accommodation and Food Service Activities Establishments by Region and Industry Group: Philippines, 2018 (*continued*)

(Values are in thousand PhP, except for number of establishments. Details may not add-up to total due to rounding and/or statistical disclosure control.)

| 2009 PSIC Code | Region/ Industry Description | Losses and Damages | | | | |
|----------------------|--|--|------------------------------------|--|---------------|--------------------------------|
| | | Specialized Industrial Machinery | General Industrial Machinery | Other Machinery and Equipment | Valuables | Other Tangible Fixed Assets |
| | | (7) | (8) | (9) | (10) | (11) |
| | PHILIPPINES | 1,088 | 66,457 | 20,976 | 22,283 | 131,290 |
| I551 | Short term accommodation activities | 78 | 16,034 | 20,976 | - | 113,177 |
| I559 | Other accommodation | - | - | - | - | - |
| I561 | Restaurants and mobile food service activities | 1,010 | 38,904 | - | 22,283 | 7,317 |
| I562 | Event catering and other food service activities | - | 84 | - | - | - |
| I563 | Beverage serving activities | - | 11,435 | - | - | 10,796 |
| | National Capital Region | - | 13,899 | 16,754 | - | 112,410 |
| I551 | Short term accommodation activities | - | 7,948 | 16,754 | - | 108,977 |
| I559 | Other accommodation | - | - | - | - | - |
| I561 | Restaurants and mobile food service activities | - | 1,462 | - | - | 3,432 |
| I562 | Event catering and other food service activities | - | - | - | - | - |
| I563 | Beverage serving activities | - | 4,489 | - | - | - |
| | Cordillera Administrative Region | 69 | 9,798 | 4,169 | - | 61 |
| I551 | Short term accommodation activities | 69 | 502 | 4,169 | - | - |
| I559 | Other accommodation | - | - | - | - | - |
| I561 | Restaurants and mobile food service activities | - | 9,212 | - | - | 61 |
| I562 | Event catering and other food service activities | - | 84 | - | - | - |
| I563 | Beverage serving activities | - | - | - | - | - |
| | I - Ilocos Region | - | - | - | - | - |
| I551 | Short term accommodation activities | - | - | - | - | - |
| I559 | Other accommodation | - | - | - | - | - |
| I561 | Restaurants and mobile food service activities | - | - | - | - | - |
| I562 | Event catering and other food service activities | - | - | - | - | - |

Continued

TABLE 8.2 Number of Establishments and Losses and Damages to Tangible Fixed Assets by Type for Accommodation and Food Service Activities Establishments by Region and Industry Group: Philippines, 2018 *(continued)**(Values are in thousand PhP, except for number of establishments. Details may not add-up to total due to rounding and/or statistical disclosure control.)*

| 2009 PSIC Code | Region/ Industry Description | Losses and Damages | | | | |
|----------------------|--|--|------------------------------------|--|-----------|--------------------------------|
| | | Specialized Industrial Machinery | General Industrial Machinery | Other Machinery and Equipment | Valuables | Other Tangible Fixed Assets |
| | | (7) | (8) | (9) | (10) | (11) |
| I563 | Beverage serving activities | - | - | - | - | - |
| | II - Cagayan Valley | - | 11 | - | - | 35 |
| I551 | Short term accommodation activities | - | - | - | - | - |
| I559 | Other accommodation | - | - | - | - | - |
| I561 | Restaurants and mobile food service activities | - | 11 | - | - | 35 |
| I562 | Event catering and other food service activities | - | - | - | - | - |
| I563 | Beverage serving activities | - | - | - | - | - |
| | III - Central Luzon | 1,010 | 313 | - | - | 245 |
| I551 | Short term accommodation activities | - | 171 | - | - | - |
| I559 | Other accommodation | - | - | - | - | - |
| I561 | Restaurants and mobile food service activities | 1,010 | 142 | - | - | 245 |
| I562 | Event catering and other food service activities | - | - | - | - | - |
| I563 | Beverage serving activities | - | - | - | - | - |
| | IVA - CALABARZON | - | 25,823 | - | - | 1,675 |
| I551 | Short term accommodation activities | - | 6 | - | - | - |
| I559 | Other accommodation | - | - | - | - | - |
| I561 | Restaurants and mobile food service activities | - | 25,817 | - | - | 1,675 |
| I562 | Event catering and other food service activities | - | - | - | - | - |
| I563 | Beverage serving activities | - | - | - | - | - |
| | MIMAROPA Region | - | 1,097 | - | - | 4,484 |
| I551 | Short term accommodation activities | - | - | - | - | 3,014 |
| I561 | Restaurants and mobile food service activities | - | 1,097 | - | - | 1,470 |

Continued

TABLE 8.2 Number of Establishments and Losses and Damages to Tangible Fixed Assets by Type for Accommodation and Food Service Activities Establishments by Region and Industry Group: Philippines, 2018 *(continued)**(Values are in thousand PhP, except for number of establishments. Details may not add-up to total due to rounding and/or statistical disclosure control.)*

| 2009 PSIC Code | Region/ Industry Description | Losses and Damages | | | | |
|----------------------|--|--|------------------------------------|--|-----------|--------------------------------|
| | | Specialized Industrial Machinery | General Industrial Machinery | Other Machinery and Equipment | Valuables | Other Tangible Fixed Assets |
| | | (7) | (8) | (9) | (10) | (11) |
| I562 | Event catering and other food service activities | - | - | - | - | - |
| I563 | Beverage serving activities | - | - | - | - | - |
| | V - Bicol Region | - | 1,566 | - | - | - |
| I551 | Short term accommodation activities | - | 1,555 | - | - | - |
| I559 | Other accommodation | - | - | - | - | - |
| I561 | Restaurants and mobile food service activities | - | 11 | - | - | - |
| I562 | Event catering and other food service activities | - | - | - | - | - |
| I563 | Beverage serving activities | - | - | - | - | - |
| | VI - Western Visayas | - | 9,466 | - | - | 10,318 |
| I551 | Short term accommodation activities | - | 2,521 | - | - | - |
| I559 | Other accommodation | - | - | - | - | - |
| I561 | Restaurants and mobile food service activities | - | - | - | - | 137 |
| I562 | Event catering and other food service activities | - | - | - | - | - |
| I563 | Beverage serving activities | - | 6,945 | - | - | 10,181 |
| | VII - Central Visayas | 9 | 1,285 | 53 | - | 629 |
| I551 | Short term accommodation activities | 9 | 807 | 53 | - | 414 |
| I559 | Other accommodation | - | - | - | - | - |
| I561 | Restaurants and mobile food service activities | - | 478 | - | - | 214 |
| I562 | Event catering and other food service activities | - | - | - | - | - |
| I563 | Beverage serving activities | - | - | - | - | - |
| | VIII - Eastern Visayas | - | - | - | - | - |
| I551 | Short term accommodation activities | - | - | - | - | - |

Continued

TABLE 8.2 Number of Establishments and Losses and Damages to Tangible Fixed Assets by Type for Accommodation and Food Service Activities Establishments by Region and Industry Group: Philippines, 2018 (*continued*)

(Values are in thousand PhP, except for number of establishments. Details may not add-up to total due to rounding and/or statistical disclosure control.)

| 2009 PSIC Code | Region/ Industry Description | Losses and Damages | | | | |
|----------------------|---|--|------------------------------------|--|---------------|--------------------------------|
| | | Specialized Industrial Machinery | General Industrial Machinery | Other Machinery and Equipment | Valuables | Other Tangible Fixed Assets |
| | | (7) | (8) | (9) | (10) | (11) |
| I559 | Other accommodation | - | - | - | - | - |
| I561 | Restaurants and mobile food service activities | - | - | - | - | - |
| I562 | Event catering and other food service activities | - | - | - | - | - |
| I563 | Beverage serving activities | - | - | - | - | - |
| | IX - Zamboanga Peninsula | - | 2,308 | - | - | 44 |
| I551 | Short term accommodation activities | - | 1,670 | - | - | - |
| I559 | Other accommodation | - | - | - | - | - |
| I561 | Restaurants and mobile food service activities | - | 638 | - | - | 44 |
| I562 | Event catering and other food service activities | - | - | - | - | - |
| I563 | Beverage serving activities | - | - | - | - | - |
| | X - Northern Mindanao | - | 850 | - | 22,283 | 715 |
| I551 | Short term accommodation activities | - | 850 | - | - | 715 |
| I559 | Other accommodation | - | - | - | - | - |
| I561 | Restaurants and mobile food service activities | - | - | - | 22,283 | - |
| I562 | Event catering and other food service activities | - | - | - | - | - |
| I563 | Beverage serving activities | - | - | - | - | - |
| | XI - Davao Region | - | 28 | - | - | 673 |
| I551 | Short term accommodation activities | - | 4 | - | - | 56 |
| I559 | Other accommodation | - | - | - | - | - |
| I561 | Restaurants and mobile food service activities | - | 24 | - | - | 3 |
| I562 | Event catering and other food service activities | - | - | - | - | - |
| I563 | Beverage serving activities | - | - | - | - | 615 |

Continued

TABLE 8.2 Number of Establishments and Losses and Damages to Tangible Fixed Assets by Type for Accommodation and Food Service Activities Establishments by Region and Industry Group: Philippines, 2018 *(concluded)**(Values are in thousand PhP, except for number of establishments. Details may not add-up to total due to rounding and/or statistical disclosure control.)*

| 2009 PSIC Code | Region/ Industry Description | Losses and Damages | | | | |
|----------------------|--|--|------------------------------------|--|-----------|--------------------------------|
| | | Specialized Industrial Machinery | General Industrial Machinery | Other Machinery and Equipment | Valuables | Other Tangible Fixed Assets |
| | | (7) | (8) | (9) | (10) | (11) |
| | XII - SOCCSKSARGEN | - | 12 | - | - | 1 |
| I551 | Short term accommodation activities | - | - | - | - | - |
| I559 | Other accommodation | - | - | - | - | - |
| I561 | Restaurants and mobile food service activities | - | 12 | - | - | 1 |
| I562 | Event catering and other food service activities | - | - | - | - | - |
| I563 | Beverage serving activities | - | - | - | - | - |
| | XIII - Caraga | - | - | - | - | - |
| I551 | Short term accommodation activities | - | - | - | - | - |
| I561 | Restaurants and mobile food service activities | - | - | - | - | - |
| I562 | Event catering and other food service activities | - | - | - | - | - |
| I563 | Beverage serving activities | - | - | - | - | - |
| | Autonomous Region in Muslim Mindanao | - | - | - | - | - |
| I551 | Short term accommodation activities | - | - | - | - | - |
| I561 | Restaurants and mobile food service activities | - | - | - | - | - |
| I562 | Event catering and other food service activities | S | S | S | S | S |
| I563 | Beverage serving activities | S | S | S | S | S |

*Note:**- denotes zero value**S- Data Suppressed**Source: Philippine Statistics Authority, 2018 Census of Philippine Business and Industry*

TABLE 9 Number of Establishments and Book Value of Tangible Fixed Assets by Type for Accommodation and Food Service Activities Establishments by Region and Industry Group: Philippines, 2018

(Values are in thousand PhP, except for number of establishments. Details may not add-up to total due to rounding and/or statistical disclosure control.)

| 2009 PSIC Code | Region/ Industry Description | Number of Establishments | Book Value of Tangible Fixed Assets as of 31 December 2018 | | | |
|----------------------|--|--------------------------------|--|--------------------|--|------------------------|
| | | | Total | Land | Buildings, Other Structures and Land Improvements | Transport Equipment |
| | | (1) | (2) | (3) | (4) | (5) |
| | PHILIPPINES | 44,487 | 476,559,993 | 116,844,392 | 240,695,162 | 11,628,334 |
| I551 | Short term accommodation activities | 5,960 | 327,907,574 | 105,627,628 | 165,115,440 | 4,016,032 |
| I559 | Other accommodation | 734 | 6,041,373 | 2,442,203 | 3,079,921 | 173,984 |
| I561 | Restaurants and mobile food service activities | 33,451 | 130,755,694 | 7,416,666 | 66,123,852 | 6,611,075 |
| I562 | Event catering and other food service activities | 836 | 4,088,153 | 322,375 | 2,366,570 | 510,784 |
| I563 | Beverage serving activities | 3,506 | 7,767,199 | 1,035,520 | 4,009,380 | 316,460 |
| | National Capital Region | 9,706 | 238,462,267 | 74,177,953 | 109,187,886 | 2,556,958 |
| I551 | Short term accommodation activities | 603 | 186,551,270 | 71,244,692 | 83,849,998 | 380,751 |
| I559 | Other accommodation | 43 | 1,719,653 | 1,315,115 | 346,095 | 15,603 |
| I561 | Restaurants and mobile food service activities | 8,161 | 47,025,953 | 1,583,784 | 23,571,676 | 1,857,614 |
| I562 | Event catering and other food service activities | 151 | 1,201,060 | 21,216 | 464,567 | 249,135 |
| I563 | Beverage serving activities | 748 | 1,964,331 | 13,146 | 955,551 | 53,854 |
| | Cordillera Administrative Region | 1,293 | 8,277,328 | 2,067,758 | 4,361,390 | 254,061 |
| I551 | Short term accommodation activities | 224 | 4,516,823 | 1,220,891 | 2,591,780 | 121,808 |
| I559 | Other accommodation | 70 | 400,856 | 149,641 | 190,238 | 38,340 |
| I561 | Restaurants and mobile food service activities | 870 | 3,172,007 | 643,994 | 1,509,130 | 84,199 |
| I562 | Event catering and other food service activities | 7 | 84,459 | 37,121 | 25,623 | 9,633 |
| I563 | Beverage serving activities | 122 | 103,184 | 16,112 | 44,619 | 82 |
| | I - Ilocos Region | 1,544 | 9,158,558 | 1,320,450 | 5,309,969 | 200,053 |
| I551 | Short term accommodation activities | 200 | 4,877,791 | 1,090,239 | 3,096,881 | 77,791 |
| I559 | Other accommodation | 43 | 177,452 | 97,060 | 72,631 | - |
| I561 | Restaurants and mobile food service activities | 1,065 | 3,831,098 | 119,222 | 2,019,691 | 94,365 |
| I562 | Event catering and other food service activities | 40 | 31,872 | 2,965 | 593 | 22,528 |

Continued

TABLE 9 Number of Establishments and Book Value of Tangible Fixed Assets by Type for Accommodation and Food Service Activities Establishments by Region and Industry Group: Philippines, 2018 *(continued)**(Values are in thousand PhP, except for number of establishments. Details may not add-up to total due to rounding and/or statistical disclosure control.)*

| 2009 PSIC Code | Region/ Industry Description | Number of Establishments | Book Value of Tangible Fixed Assets as of 31 December 2018 | | | |
|----------------------|--|--------------------------------|--|------------------|--|------------------------|
| | | | Total | Land | Buildings, Other Structures and Land Improvements | Transport Equipment |
| | | (1) | (2) | (3) | (4) | (5) |
| I563 | Beverage serving activities | 196 | 240,345 | 10,964 | 120,173 | 5,369 |
| | II - Cagayan Valley | 1,499 | 7,280,609 | 1,595,516 | 3,208,652 | 389,196 |
| I551 | Short term accommodation activities | 323 | 3,749,039 | 1,005,477 | 1,698,925 | 211,749 |
| I559 | Other accommodation | 49 | 93,691 | 16,457 | 50,943 | - |
| I561 | Restaurants and mobile food service activities | 1,013 | 3,193,256 | 389,318 | 1,423,259 | 167,929 |
| I562 | Event catering and other food service activities | 12 | 9,992 | 2,965 | 6,012 | - |
| I563 | Beverage serving activities | 102 | 234,630 | 181,299 | 29,513 | 9,518 |
| | III - Central Luzon | 4,544 | 44,812,206 | 2,946,133 | 29,822,348 | 840,175 |
| I551 | Short term accommodation activities | 663 | 27,864,161 | 1,757,260 | 20,092,305 | 418,193 |
| I559 | Other accommodation | 66 | 664,644 | 95,452 | 566,424 | - |
| I561 | Restaurants and mobile food service activities | 3,094 | 14,764,913 | 965,469 | 8,218,781 | 354,316 |
| I562 | Event catering and other food service activities | 96 | 105,103 | 11,896 | 50,423 | 21,780 |
| I563 | Beverage serving activities | 624 | 1,413,385 | 116,057 | 894,416 | 45,886 |
| | IVA - CALABARZON | 5,001 | 32,365,770 | 5,396,792 | 17,551,939 | 786,997 |
| I551 | Short term accommodation activities | 594 | 15,160,097 | 4,396,142 | 8,243,616 | 310,909 |
| I559 | Other accommodation | 19 | 28,810 | 11,670 | 16,532 | - |
| I561 | Restaurants and mobile food service activities | 3,974 | 16,363,508 | 894,155 | 8,890,400 | 398,567 |
| I562 | Event catering and other food service activities | 95 | 298,733 | 38,797 | 145,644 | 27,442 |
| I563 | Beverage serving activities | 318 | 514,622 | 56,029 | 255,745 | 50,078 |
| | MIMAROPA Region | 1,277 | 13,248,481 | 2,445,325 | 7,975,315 | 363,917 |
| I551 | Short term accommodation activities | 338 | 10,699,157 | 2,222,616 | 6,495,926 | 301,763 |
| I561 | Restaurants and mobile food service activities | 770 | 2,291,629 | 85,128 | 1,411,807 | 48,162 |

Continued

TABLE 9 Number of Establishments and Book Value of Tangible Fixed Assets by Type for Accommodation and Food Service Activities Establishments by Region and Industry Group: Philippines, 2018 *(continued)**(Values are in thousand PhP, except for number of establishments. Details may not add-up to total due to rounding and/or statistical disclosure control.)*

| 2009 PSIC Code | Region/ Industry Description | Number of Establishments | Book Value of Tangible Fixed Assets as of 31 December 2018 | | | |
|----------------------|--|--------------------------------|--|-------------------|--|------------------------|
| | | | Total | Land | Buildings, Other Structures and Land Improvements | Transport Equipment |
| | | (1) | (2) | (3) | (4) | (5) |
| I562 | Event catering and other food service activities | 39 | 118,834 | 101,740 | 8,047 | 132 |
| I563 | Beverage serving activities | 130 | 138,861 | 35,841 | 59,535 | 13,860 |
| | V - Bicol Region | 1,475 | 5,091,849 | 726,669 | 2,209,353 | 695,536 |
| I551 | Short term accommodation activities | 287 | 1,989,308 | 379,746 | 959,184 | 149,298 |
| I559 | Other accommodation | 50 | 563,168 | 97,286 | 393,385 | 18,103 |
| I561 | Restaurants and mobile food service activities | 1,043 | 2,356,556 | 197,937 | 797,940 | 497,723 |
| I562 | Event catering and other food service activities | 22 | 60,072 | 13,710 | 23,731 | 8,716 |
| I563 | Beverage serving activities | 72 | 122,746 | 37,990 | 35,113 | 21,697 |
| | VI - Western Visayas | 2,650 | 18,460,531 | 2,353,597 | 9,995,045 | 702,533 |
| I551 | Short term accommodation activities | 388 | 9,170,119 | 1,611,295 | 5,457,164 | 204,887 |
| I559 | Other accommodation | 47 | 880,492 | 263,101 | 594,270 | - |
| I561 | Restaurants and mobile food service activities | 1,933 | 8,070,117 | 447,909 | 3,842,132 | 466,900 |
| I562 | Event catering and other food service activities | 38 | 57,881 | 8,932 | 9,453 | 23,884 |
| I563 | Beverage serving activities | 244 | 281,923 | 22,361 | 92,026 | 6,862 |
| | VII - Central Visayas | 3,963 | 42,971,662 | 12,199,601 | 23,034,366 | 1,000,078 |
| I551 | Short term accommodation activities | 772 | 33,356,342 | 11,680,538 | 17,107,829 | 710,979 |
| I559 | Other accommodation | 44 | 45,237 | 5,760 | 7,079 | 28,226 |
| I561 | Restaurants and mobile food service activities | 2,710 | 8,811,864 | 460,140 | 5,596,266 | 219,397 |
| I562 | Event catering and other food service activities | 94 | 98,622 | 2,037 | 8,778 | 36,562 |
| I563 | Beverage serving activities | 344 | 659,598 | 51,125 | 314,415 | 4,914 |
| | VIII - Eastern Visayas | 1,447 | 4,979,564 | 579,844 | 2,456,300 | 607,345 |
| I551 | Short term accommodation activities | 244 | 2,610,079 | 308,909 | 1,706,365 | 110,986 |

Continued

TABLE 9 Number of Establishments and Book Value of Tangible Fixed Assets by Type for Accommodation and Food Service Activities Establishments by Region and Industry Group: Philippines, 2018 *(continued)**(Values are in thousand PhP, except for number of establishments. Details may not add-up to total due to rounding and/or statistical disclosure control.)*

| 2009 PSIC Code | Region/ Industry Description | Number of Establishments | Book Value of Tangible Fixed Assets as of 31 December 2018 | | | |
|----------------------|---|--------------------------------|--|------------------|--|------------------------|
| | | | Total | Land | Buildings, Other Structures and Land Improvements | Transport Equipment |
| | | (1) | (2) | (3) | (4) | (5) |
| I559 | Other accommodation | 79 | 611,876 | 182,525 | 352,815 | 31,605 |
| I561 | Restaurants and mobile food service activities | 1,062 | 1,656,428 | 73,172 | 370,516 | 423,675 |
| I562 | Event catering and other food service activities | 43 | 83,220 | 7,238 | 20,000 | 41,079 |
| I563 | Beverage serving activities | 19 | 17,961 | 8,000 | 6,604 | - |
| | IX - Zamboanga Peninsula | 2,197 | 7,630,081 | 3,669,329 | 2,502,279 | 318,901 |
| I551 | Short term accommodation activities | 218 | 4,918,454 | 3,120,379 | 1,422,065 | 157,001 |
| I559 | Other accommodation | 99 | 133,423 | 77,377 | 48,312 | - |
| I561 | Restaurants and mobile food service activities | 1,734 | 2,350,269 | 381,543 | 980,527 | 123,716 |
| I562 | Event catering and other food service activities | 49 | 87,143 | 16,131 | 17,763 | 24,960 |
| I563 | Beverage serving activities | 97 | 140,791 | 73,899 | 33,612 | 13,224 |
| | X - Northern Mindanao | 1,981 | 12,375,311 | 1,249,208 | 5,825,659 | 1,691,604 |
| I551 | Short term accommodation activities | 307 | 6,105,447 | 987,658 | 3,110,241 | 449,476 |
| I559 | Other accommodation | 4 | 150,928 | 100,752 | 39,812 | - |
| I561 | Restaurants and mobile food service activities | 1,518 | 4,526,426 | 86,342 | 1,326,609 | 1,233,418 |
| I562 | Event catering and other food service activities | 35 | 1,320,436 | 26,232 | 1,214,389 | 8,302 |
| I563 | Beverage serving activities | 118 | 272,074 | 48,223 | 134,607 | 408 |
| | XI - Davao Region | 1,778 | 17,398,785 | 3,140,228 | 9,424,823 | 527,252 |
| I551 | Short term accommodation activities | 270 | 8,466,591 | 2,681,454 | 4,528,899 | 230,877 |
| I559 | Other accommodation | 69 | 508,555 | 8,894 | 361,235 | 42,106 |
| I561 | Restaurants and mobile food service activities | 1,333 | 8,088,184 | 432,857 | 4,346,804 | 219,409 |
| I562 | Event catering and other food service activities | 48 | 244,497 | 16,972 | 148,053 | 19,714 |
| I563 | Beverage serving activities | 59 | 90,957 | 50 | 39,833 | 15,145 |

Continued

TABLE 9 Number of Establishments and Book Value of Tangible Fixed Assets by Type for Accommodation and Food Service Activities Establishments by Region and Industry Group: Philippines, 2018 *(continued)**(Values are in thousand PhP, except for number of establishments. Details may not add-up to total due to rounding and/or statistical disclosure control.)*

| 2009 PSIC Code | Region/ Industry Description | Number of Establishments | Book Value of Tangible Fixed Assets as of 31 December 2018 | | | |
|----------------------|--|--------------------------------|--|------------------|--|------------------------|
| | | | Total | Land | Buildings, Other Structures and Land Improvements | Transport Equipment |
| | | (1) | (2) | (3) | (4) | (5) |
| | XII - SOCCSKSARGEN | 1,877 | 9,690,638 | 2,127,409 | 5,359,468 | 531,035 |
| I551 | Short term accommodation activities | 267 | 5,382,572 | 1,334,436 | 3,227,686 | 82,531 |
| I559 | Other accommodation | 53 | 62,589 | 21,114 | 40,150 | - |
| I561 | Restaurants and mobile food service activities | 1,390 | 2,672,707 | 424,979 | 1,071,901 | 361,559 |
| I562 | Event catering and other food service activities | 50 | 92,535 | 8,062 | 59,772 | 11,383 |
| I563 | Beverage serving activities | 117 | 1,480,235 | 338,819 | 959,959 | 75,563 |
| | XIII - Caraga | 1,359 | 3,835,637 | 758,294 | 2,258,539 | 135,428 |
| I551 | Short term accommodation activities | 167 | 2,345,136 | 544,757 | 1,463,027 | 69,768 |
| I561 | Restaurants and mobile food service activities | 1,074 | 1,207,002 | 182,000 | 598,847 | 60,126 |
| I562 | Event catering and other food service activities | 14 | 191,940 | 5,930 | 163,005 | 5,534 |
| I563 | Beverage serving activities | 105 | 91,558 | 25,607 | 33,659 | - |
| | Autonomous Region in Muslim Mindanao | 896 | 520,716 | 90,286 | 211,832 | 27,265 |
| I551 | Short term accommodation activities | 96 | 145,186 | 41,139 | 63,551 | 27,265 |
| I561 | Restaurants and mobile food service activities | 708 | 373,775 | 48,717 | 147,564 | - |
| I562 | Event catering and other food service activities | S | S | S | S | S |
| I563 | Beverage serving activities | S | S | S | S | S |

Continued

TABLE 9 Number of Establishments and Book Value of Tangible Fixed Assets by Type for Accommodation and Food Service Activities Establishments by Region and Industry Group: Philippines, 2018 *(continued)**(Values are in thousand PhP, except for number of establishments. Details may not add-up to total due to rounding and/or statistical disclosure control.)*

| 2009 PSIC Code | Region/ Industry Description | Book Value of Tangible Fixed Assets as of 31 December 2018 | | | | | |
|----------------------|--|--|--|------------------------------------|--|----------------|-----------------------------------|
| | | ICT Machinery and equipment | Specialized Industrial Machinery | General Industrial Machinery | Other Machinery and Equipment | Valuables | Other Tangible Fixed Assets |
| | | (6) | (7) | (8) | (9) | (10) | (11) |
| | PHILIPPINES | 17,005,265 | 4,025,297 | 51,210,420 | 7,886,729 | 524,289 | 26,740,104 |
| I551 | Short term accommodation activities | 7,920,933 | 2,169,360 | 20,876,427 | 5,647,380 | 293,455 | 16,240,918 |
| I559 | Other accommodation | 72,916 | 117 | 107,323 | 9,006 | 1,201 | 154,704 |
| I561 | Restaurants and mobile food service activities | 8,415,286 | 1,805,955 | 28,621,943 | 2,035,411 | 212,558 | 9,512,949 |
| I562 | Event catering and other food service activities | 96,566 | 23,563 | 515,140 | 89,106 | 780 | 163,268 |
| I563 | Beverage serving activities | 499,564 | 26,302 | 1,089,588 | 105,826 | 16,294 | 668,266 |
| | National Capital Region | 9,558,026 | 2,343,412 | 24,104,728 | 2,492,158 | 82,044 | 13,959,102 |
| I551 | Short term accommodation activities | 5,136,677 | 1,788,493 | 13,272,979 | 1,152,473 | 53,832 | 9,671,375 |
| I559 | Other accommodation | 25,229 | - | 2,689 | 6,146 | - | 8,776 |
| I561 | Restaurants and mobile food service activities | 4,152,793 | 537,722 | 10,164,439 | 1,215,539 | 27,652 | 3,914,733 |
| I562 | Event catering and other food service activities | 53,825 | 16,000 | 272,605 | 79,082 | 560 | 44,070 |
| I563 | Beverage serving activities | 189,503 | 1,198 | 392,016 | 38,918 | - | 320,147 |
| | Cordillera Administrative Region | 167,643 | 10,786 | 907,580 | 91,536 | 42,059 | 374,516 |
| I551 | Short term accommodation activities | 99,531 | 2,739 | 290,987 | 38,394 | 8,553 | 142,141 |
| I559 | Other accommodation | - | - | 116 | - | - | 22,520 |
| I561 | Restaurants and mobile food service activities | 48,533 | 8,047 | 599,945 | 49,521 | 33,506 | 195,134 |
| I562 | Event catering and other food service activities | 22 | - | 2,345 | - | - | 9,716 |
| I563 | Beverage serving activities | 19,558 | - | 14,187 | 3,621 | - | 5,005 |
| | I - Ilocos Region | 231,045 | 20,329 | 1,314,616 | 122,441 | 2,912 | 636,743 |
| I551 | Short term accommodation activities | 67,888 | 2,805 | 224,766 | 64,022 | 1,612 | 251,787 |
| I559 | Other accommodation | 922 | - | 3,038 | - | - | 3,800 |
| I561 | Restaurants and mobile food service activities | 154,655 | 17,524 | 1,029,397 | 57,704 | 866 | 337,674 |
| I562 | Event catering and other food service activities | 5 | - | 297 | - | - | 5,485 |

Continued

TABLE 9 Number of Establishments and Book Value of Tangible Fixed Assets by Type for Accommodation and Food Service Activities Establishments by Region and Industry Group: Philippines, 2018 *(continued)**(Values are in thousand PhP, except for number of establishments. Details may not add-up to total due to rounding and/or statistical disclosure control.)*

| 2009 PSIC Code | Region/ Industry Description | Book Value of Tangible Fixed Assets as of 31 December 2018 | | | | | |
|----------------------|--|--|--|------------------------------------|--|---------------|-----------------------------------|
| | | ICT Machinery and equipment | Specialized Industrial Machinery | General Industrial Machinery | Other Machinery and Equipment | Valuables | Other Tangible Fixed Assets |
| | | (6) | (7) | (8) | (9) | (10) | (11) |
| I563 | Beverage serving activities | 7,575 | - | 57,119 | 715 | 434 | 37,996 |
| | II - Cagayan Valley | 497,213 | 3,370 | 1,207,790 | 17,338 | 33,957 | 327,578 |
| I551 | Short term accommodation activities | 357,037 | 468 | 297,762 | 1,705 | 30,083 | 145,833 |
| I559 | Other accommodation | 8,229 | - | 15,387 | - | - | 2,674 |
| I561 | Restaurants and mobile food service activities | 130,571 | 2,845 | 891,409 | 8,646 | 3,874 | 175,406 |
| I562 | Event catering and other food service activities | - | - | 774 | - | - | 241 |
| I563 | Beverage serving activities | 1,376 | 57 | 2,457 | 6,986 | - | 3,424 |
| | III - Central Luzon | 1,561,642 | 47,273 | 4,486,683 | 2,797,980 | 11,482 | 2,298,490 |
| I551 | Short term accommodation activities | 560,078 | 6,987 | 928,229 | 2,607,759 | 1,304 | 1,492,046 |
| I559 | Other accommodation | - | - | - | - | - | 2,769 |
| I561 | Restaurants and mobile food service activities | 934,195 | 40,286 | 3,317,103 | 186,278 | 8,373 | 740,114 |
| I562 | Event catering and other food service activities | 7,415 | - | 13,020 | - | - | 569 |
| I563 | Beverage serving activities | 59,954 | - | 228,331 | 3,943 | 1,805 | 62,993 |
| | IVA - CALABARZON | 1,096,213 | 168,705 | 4,496,704 | 644,892 | 19,841 | 2,203,687 |
| I551 | Short term accommodation activities | 274,335 | 33,493 | 607,028 | 400,238 | 17,209 | 877,128 |
| I559 | Other accommodation | 243 | 117 | - | - | - | 249 |
| I561 | Restaurants and mobile food service activities | 794,963 | 132,974 | 3,754,517 | 233,360 | 931 | 1,263,640 |
| I562 | Event catering and other food service activities | 11,495 | 275 | 42,271 | 1,186 | - | 31,622 |
| I563 | Beverage serving activities | 15,177 | 1,847 | 92,888 | 10,108 | 1,700 | 31,049 |
| | MIMAROPA Region | 186,353 | 71,849 | 1,159,076 | 320,654 | 7,943 | 718,050 |
| I551 | Short term accommodation activities | 115,139 | 56,104 | 601,667 | 305,892 | 6,439 | 593,611 |
| I561 | Restaurants and mobile food service activities | 65,171 | 15,745 | 539,563 | 14,635 | 1,000 | 110,418 |

Continued

TABLE 9 Number of Establishments and Book Value of Tangible Fixed Assets by Type for Accommodation and Food Service Activities Establishments by Region and Industry Group: Philippines, 2018 *(continued)**(Values are in thousand PhP, except for number of establishments. Details may not add-up to total due to rounding and/or statistical disclosure control.)*

| 2009 PSIC Code | Region/ Industry Description | Book Value of Tangible Fixed Assets as of 31 December 2018 | | | | | |
|----------------------|--|--|--|------------------------------------|--|---------------|-----------------------------------|
| | | ICT Machinery and equipment | Specialized Industrial Machinery | General Industrial Machinery | Other Machinery and Equipment | Valuables | Other Tangible Fixed Assets |
| | | (6) | (7) | (8) | (9) | (10) | (11) |
| I562 | Event catering and other food service activities | 918 | - | 4,042 | - | - | 3,956 |
| I563 | Beverage serving activities | 5,125 | - | 13,804 | 127 | 504 | 10,065 |
| | V - Bicol Region | 177,014 | 20,266 | 637,637 | 87,956 | 4,979 | 532,440 |
| I551 | Short term accommodation activities | 72,540 | 3,366 | 155,867 | 25,740 | 4,449 | 239,118 |
| I559 | Other accommodation | 10,573 | - | 22,302 | - | - | 21,519 |
| I561 | Restaurants and mobile food service activities | 90,765 | 16,900 | 444,892 | 52,831 | 530 | 257,039 |
| I562 | Event catering and other food service activities | 16 | - | 8,446 | 135 | - | 5,317 |
| I563 | Beverage serving activities | 3,119 | - | 6,129 | 9,250 | - | 9,447 |
| | VI - Western Visayas | 549,140 | 598,651 | 2,468,191 | 239,713 | 82,048 | 1,471,614 |
| I551 | Short term accommodation activities | 131,171 | 17,409 | 756,769 | 222,540 | 1,068 | 767,816 |
| I559 | Other accommodation | 903 | - | 4,535 | - | - | 17,683 |
| I561 | Restaurants and mobile food service activities | 386,111 | 570,398 | 1,622,447 | 15,440 | 80,648 | 638,132 |
| I562 | Event catering and other food service activities | 2,696 | 315 | 7,346 | - | - | 5,254 |
| I563 | Beverage serving activities | 28,258 | 10,529 | 77,093 | 1,733 | 332 | 42,728 |
| | VII - Central Visayas | 1,162,371 | 367,053 | 2,883,479 | 343,666 | 97,567 | 1,883,479 |
| I551 | Short term accommodation activities | 766,483 | 192,561 | 1,379,493 | 264,506 | 77,571 | 1,176,383 |
| I559 | Other accommodation | 1,187 | - | 142 | 1,148 | - | 1,694 |
| I561 | Restaurants and mobile food service activities | 317,625 | 165,902 | 1,375,784 | 57,007 | 19,476 | 600,265 |
| I562 | Event catering and other food service activities | 5,267 | 1,660 | 24,179 | 4,774 | 220 | 15,144 |
| I563 | Beverage serving activities | 71,809 | 6,930 | 103,880 | 16,231 | 300 | 89,994 |
| | VIII - Eastern Visayas | 403,085 | 7,668 | 510,152 | 214,684 | 792 | 199,694 |
| I551 | Short term accommodation activities | 20,951 | 7,421 | 168,970 | 209,141 | 744 | 76,592 |

Continued

TABLE 9 Number of Establishments and Book Value of Tangible Fixed Assets by Type for Accommodation and Food Service Activities Establishments by Region and Industry Group: Philippines, 2018 *(continued)**(Values are in thousand PhP, except for number of establishments. Details may not add-up to total due to rounding and/or statistical disclosure control.)*

| 2009 PSIC Code | Region/ Industry Description | Book Value of Tangible Fixed Assets as of 31 December 2018 | | | | | |
|----------------------|--|--|--|------------------------------------|--|----------------|-----------------------------------|
| | | ICT Machinery and equipment | Specialized Industrial Machinery | General Industrial Machinery | Other Machinery and Equipment | Valuables | Other Tangible Fixed Assets |
| | | (6) | (7) | (8) | (9) | (10) | (11) |
| I559 | Other accommodation | 1,433 | - | 23,066 | 1,712 | 49 | 18,670 |
| I561 | Restaurants and mobile food service activities | 380,252 | 235 | 307,234 | 3,325 | - | 98,019 |
| I562 | Event catering and other food service activities | 448 | 12 | 9,371 | - | - | 5,074 |
| I563 | Beverage serving activities | - | - | 1,511 | 507 | - | 1,339 |
| | IX - Zamboanga Peninsula | 197,596 | 84,562 | 551,398 | 37,041 | 14,537 | 254,438 |
| I551 | Short term accommodation activities | 29,436 | 4,210 | 106,640 | 12,156 | 13,691 | 52,876 |
| I559 | Other accommodation | - | - | 1,317 | - | 658 | 5,760 |
| I561 | Restaurants and mobile food service activities | 162,370 | 72,541 | 423,334 | 22,451 | 188 | 183,599 |
| I562 | Event catering and other food service activities | 1,706 | 4,935 | 11,721 | 517 | - | 9,410 |
| I563 | Beverage serving activities | 4,084 | 2,876 | 8,386 | 1,917 | - | 2,793 |
| | X - Northern Mindanao | 546,776 | 10,895 | 2,065,831 | 260,124 | 115,392 | 609,822 |
| I551 | Short term accommodation activities | 149,800 | 4,372 | 845,108 | 209,443 | 69,217 | 280,132 |
| I559 | Other accommodation | 1,573 | - | 3,016 | - | - | 5,774 |
| I561 | Restaurants and mobile food service activities | 325,786 | 6,523 | 1,154,279 | 46,420 | 34,957 | 312,093 |
| I562 | Event catering and other food service activities | 7,636 | - | 55,617 | 3,262 | - | 4,999 |
| I563 | Beverage serving activities | 61,982 | - | 7,811 | 1,000 | 11,219 | 6,824 |
| | XI - Davao Region | 446,173 | 183,792 | 2,917,045 | 126,897 | 129 | 632,445 |
| I551 | Short term accommodation activities | 52,996 | 23,846 | 707,752 | 70,480 | - | 170,287 |
| I559 | Other accommodation | 22,624 | - | 30,881 | - | - | 42,815 |
| I561 | Restaurants and mobile food service activities | 359,723 | 159,528 | 2,117,888 | 56,235 | 129 | 395,610 |
| I562 | Event catering and other food service activities | 2,421 | 366 | 49,815 | - | - | 7,155 |
| I563 | Beverage serving activities | 8,408 | 52 | 10,709 | 182 | - | 16,578 |

Continued

TABLE 9 Number of Establishments and Book Value of Tangible Fixed Assets by Type for Accommodation and Food Service Activities Establishments by Region and Industry Group: Philippines, 2018 (*concluded*)

(Values are in thousand PhP, except for number of establishments. Details may not add-up to total due to rounding and/or statistical disclosure control.)

| 2009 PSIC Code | Region/ Industry Description | Book Value of Tangible Fixed Assets as of 31 December 2018 | | | | | |
|----------------------|--|--|--|------------------------------------|--|--------------|-----------------------------------|
| | | ICT Machinery and equipment | Specialized Industrial Machinery | General Industrial Machinery | Other Machinery and Equipment | Valuables | Other Tangible Fixed Assets |
| | | (6) | (7) | (8) | (9) | (10) | (11) |
| | XII - SOCCSKSARGEN | 165,105 | 33,907 | 972,137 | 60,072 | 2,718 | 438,788 |
| I551 | Short term accommodation activities | 59,883 | 22,924 | 415,141 | 42,135 | 1,796 | 196,040 |
| I559 | Other accommodation | - | - | 831 | - | 494 | - |
| I561 | Restaurants and mobile food service activities | 84,865 | 10,983 | 485,331 | 16,019 | 428 | 216,641 |
| I562 | Event catering and other food service activities | 1,010 | - | 6,716 | - | - | 5,592 |
| I563 | Beverage serving activities | 19,347 | - | 64,117 | 1,917 | - | 20,514 |
| | XIII - Caraga | 57,414 | 50,615 | 370,057 | 27,086 | 3,906 | 174,297 |
| I551 | Short term accommodation activities | 24,896 | - | 116,268 | 18,415 | 3,906 | 104,099 |
| I561 | Restaurants and mobile food service activities | 26,598 | 47,803 | 238,263 | - | - | 53,364 |
| I562 | Event catering and other food service activities | 1,631 | - | 6,376 | - | - | 9,464 |
| I563 | Beverage serving activities | 4,289 | 2,812 | 9,150 | 8,671 | - | 7,370 |
| | Autonomous Region in Muslim Mindanao | 2,458 | 2,162 | 157,317 | 2,492 | 1,982 | 24,922 |
| I551 | Short term accommodation activities | 2,092 | 2,162 | 1,000 | 2,342 | 1,982 | 3,654 |
| I561 | Restaurants and mobile food service activities | 311 | - | 156,116 | - | - | 21,067 |
| I562 | Event catering and other food service activities | S | S | S | S | S | S |
| I563 | Beverage serving activities | S | S | S | S | S | S |

Note:

- denotes zero value

S- Data Suppressed

Source: Philippine Statistics Authority, 2018 Census of Philippine Business and Industry

TABLE 10 Number of Establishments and Book Value of Intangible Assets by Type for Accommodation and Food Service Activities Establishments by Region and Industry Group: Philippines, 2018

(Values are in thousand PhP, except for number of establishments. Details may not add-up to total due to rounding and/or statistical disclosure control.)

| 2009 PSIC Code | Region/ Industry Description | Number of Establishments | Book Value of Intangible Assets as of 31 December 2018 | | |
|----------------------|--|--------------------------------|--|---------------------------------------|------------------------------------|
| | | | Total | Intangible Non- Produced Assets | Computer Software and Databases |
| | | (1) | (2) | (3) | (4) |
| | PHILIPPINES | 44,487 | 5,004,115 | 3,630,252 | 1,041,357 |
| I551 | Short term accommodation activities | 5,960 | 553,813 | 192,502 | 326,700 |
| I559 | Other accommodation | 734 | 2,635 | - | 2,635 |
| I561 | Restaurants and mobile food service activities | 33,451 | 4,292,321 | 3,324,598 | 692,784 |
| I562 | Event catering and other food service activities | 836 | 12,409 | - | 12,409 |
| I563 | Beverage serving activities | 3,506 | 142,937 | 113,151 | 6,829 |
| | National Capital Region | 9,706 | 2,689,585 | 1,714,737 | 701,057 |
| I551 | Short term accommodation activities | 603 | 254,807 | 80,614 | 162,311 |
| I559 | Other accommodation | 43 | 1,113 | - | 1,113 |
| I561 | Restaurants and mobile food service activities | 8,161 | 2,352,610 | 1,584,538 | 521,948 |
| I562 | Event catering and other food service activities | 151 | 11,045 | - | 11,045 |
| I563 | Beverage serving activities | 748 | 70,010 | 49,584 | 4,641 |
| | Cordillera Administrative Region | 1,293 | 225,155 | 219,404 | 5,750 |
| I551 | Short term accommodation activities | 224 | 162 | - | 162 |
| I559 | Other accommodation | 70 | - | - | - |
| I561 | Restaurants and mobile food service activities | 870 | 224,993 | 219,404 | 5,589 |
| I562 | Event catering and other food service activities | 7 | - | - | - |
| I563 | Beverage serving activities | 122 | - | - | - |
| | I - Ilocos Region | 1,544 | 209,891 | 205,099 | 3,757 |
| I551 | Short term accommodation activities | 200 | 2,232 | 2,157 | 76 |
| I559 | Other accommodation | 43 | - | - | - |
| I561 | Restaurants and mobile food service activities | 1,065 | 207,658 | 202,942 | 3,682 |
| I562 | Event catering and other food service activities | 40 | - | - | - |

Continued

TABLE 10 Number of Establishments and Book Value of Intangible Assets by Type for Accommodation and Food Service Activities Establishments by Region and Industry Group: Philippines, 2018 *(continued)*

(Values are in thousand PhP, except for number of establishments. Details may not add-up to total due to rounding and/or statistical disclosure control.)

| 2009 PSIC Code | Region/ Industry Description | Number of Establishments | Book Value of Intangible Assets as of 31 December 2018 | | |
|----------------------|--|--------------------------------|--|---------------------------------------|------------------------------------|
| | | | Total | Intangible Non- Produced Assets | Computer Software and Databases |
| | | (1) | (2) | (3) | (4) |
| I563 | Beverage serving activities | 196 | - | - | - |
| | II - Cagayan Valley | 1,499 | 48,077 | 46,829 | 1,247 |
| I551 | Short term accommodation activities | 323 | 451 | 322 | 129 |
| I559 | Other accommodation | 49 | - | - | - |
| I561 | Restaurants and mobile food service activities | 1,013 | 47,537 | 46,507 | 1,030 |
| I562 | Event catering and other food service activities | 12 | 89 | - | 89 |
| I563 | Beverage serving activities | 102 | - | - | - |
| | III - Central Luzon | 4,544 | 573,506 | 507,807 | 45,855 |
| I551 | Short term accommodation activities | 663 | 129,296 | 83,473 | 29,743 |
| I559 | Other accommodation | 66 | - | - | - |
| I561 | Restaurants and mobile food service activities | 3,094 | 438,519 | 422,855 | 15,658 |
| I562 | Event catering and other food service activities | 96 | 45 | - | 45 |
| I563 | Beverage serving activities | 624 | 5,646 | 1,479 | 409 |
| | IVA - CALABARZON | 5,001 | 455,666 | 327,085 | 104,783 |
| I551 | Short term accommodation activities | 594 | 20,504 | 14,627 | 5,877 |
| I559 | Other accommodation | 19 | - | - | - |
| I561 | Restaurants and mobile food service activities | 3,974 | 433,933 | 312,458 | 97,676 |
| I562 | Event catering and other food service activities | 95 | 1,230 | - | 1,230 |
| I563 | Beverage serving activities | 318 | - | - | - |
| | MIMAROPA Region | 1,277 | 36,151 | 23,766 | 12,385 |
| I551 | Short term accommodation activities | 338 | 10,949 | 4,203 | 6,746 |
| I561 | Restaurants and mobile food service activities | 770 | 25,202 | 19,563 | 5,639 |

Continued

TABLE 10 Number of Establishments and Book Value of Intangible Assets by Type for Accommodation and Food Service Activities Establishments by Region and Industry Group: Philippines, 2018 *(continued)**(Values are in thousand PhP, except for number of establishments. Details may not add-up to total due to rounding and/or statistical disclosure control.)*

| 2009 PSIC Code | Region/ Industry Description | Number of Establishments | Book Value of Intangible Assets as of 31 December 2018 | | |
|----------------------|--|--------------------------------|--|---------------------------------------|------------------------------------|
| | | | Total | Intangible Non- Produced Assets | Computer Software and Databases |
| | | (1) | (2) | (3) | (4) |
| I562 | Event catering and other food service activities | 39 | - | - | - |
| I563 | Beverage serving activities | 130 | - | - | - |
| | V - Bicol Region | 1,475 | 32,678 | 30,325 | 1,968 |
| I551 | Short term accommodation activities | 287 | 922 | 303 | 620 |
| I559 | Other accommodation | 50 | - | - | - |
| I561 | Restaurants and mobile food service activities | 1,043 | 31,756 | 30,022 | 1,348 |
| I562 | Event catering and other food service activities | 22 | - | - | - |
| I563 | Beverage serving activities | 72 | - | - | - |
| | VI - Western Visayas | 2,650 | 294,231 | 278,208 | 14,142 |
| I551 | Short term accommodation activities | 388 | 2,301 | - | 2,301 |
| I559 | Other accommodation | 47 | - | - | - |
| I561 | Restaurants and mobile food service activities | 1,933 | 290,966 | 277,244 | 11,841 |
| I562 | Event catering and other food service activities | 38 | - | - | - |
| I563 | Beverage serving activities | 244 | 965 | 965 | - |
| | VII - Central Visayas | 3,963 | 220,161 | 93,969 | 119,463 |
| I551 | Short term accommodation activities | 772 | 116,538 | 4,849 | 105,388 |
| I559 | Other accommodation | 44 | 1,523 | - | 1,523 |
| I561 | Restaurants and mobile food service activities | 2,710 | 60,942 | 49,404 | 11,110 |
| I562 | Event catering and other food service activities | 94 | - | - | - |
| I563 | Beverage serving activities | 344 | 41,158 | 39,716 | 1,442 |
| | VIII - Eastern Visayas | 1,447 | 24,521 | 23,775 | 746 |
| I551 | Short term accommodation activities | 244 | 638 | - | 638 |

Continued

TABLE 10 Number of Establishments and Book Value of Intangible Assets by Type for Accommodation and Food Service Activities Establishments by Region and Industry Group: Philippines, 2018 *(continued)*

(Values are in thousand PhP, except for number of establishments. Details may not add-up to total due to rounding and/or statistical disclosure control.)

| 2009 PSIC Code | Region/ Industry Description | Number of Establishments | Book Value of Intangible Assets as of 31 December 2018 | | |
|----------------------|---|--------------------------------|--|---------------------------------------|------------------------------------|
| | | | Total | Intangible Non- Produced Assets | Computer Software and Databases |
| | | (1) | (2) | (3) | (4) |
| I559 | Other accommodation | 79 | - | - | - |
| I561 | Restaurants and mobile food service activities | 1,062 | 23,883 | 23,775 | 108 |
| I562 | Event catering and other food service activities | 43 | - | - | - |
| I563 | Beverage serving activities | 19 | - | - | - |
| | IX - Zamboanga Peninsula | 2,197 | 10,337 | 9,152 | 1,084 |
| I551 | Short term accommodation activities | 218 | 1,007 | - | 906 |
| I559 | Other accommodation | 99 | - | - | - |
| I561 | Restaurants and mobile food service activities | 1,734 | 9,330 | 9,152 | 178 |
| I562 | Event catering and other food service activities | 49 | - | - | - |
| I563 | Beverage serving activities | 97 | - | - | - |
| | X - Northern Mindanao | 1,981 | 44,250 | 33,472 | 10,394 |
| I551 | Short term accommodation activities | 307 | 9,141 | 463 | 8,579 |
| I559 | Other accommodation | 4 | - | - | - |
| I561 | Restaurants and mobile food service activities | 1,518 | 26,322 | 24,223 | 1,815 |
| I562 | Event catering and other food service activities | 35 | - | - | - |
| I563 | Beverage serving activities | 118 | 8,787 | 8,787 | - |
| | XI - Davao Region | 1,778 | 96,471 | 82,422 | 13,727 |
| I551 | Short term accommodation activities | 270 | 410 | - | 262 |
| I559 | Other accommodation | 69 | - | - | - |
| I561 | Restaurants and mobile food service activities | 1,333 | 95,592 | 81,952 | 13,465 |
| I562 | Event catering and other food service activities | 48 | - | - | - |
| I563 | Beverage serving activities | 59 | 469 | 469 | - |

Continued

TABLE 10 Number of Establishments and Book Value of Intangible Assets by Type for Accommodation and Food Service Activities Establishments by Region and Industry Group: Philippines, 2018 *(continued)**(Values are in thousand PhP, except for number of establishments. Details may not add-up to total due to rounding and/or statistical disclosure control.)*

| 2009 PSIC Code | Region/ Industry Description | Number of Establishments | Book Value of Intangible Assets as of 31 December 2018 | | |
|----------------------|--|--------------------------------|--|---------------------------------------|------------------------------------|
| | | | Total | Intangible Non- Produced Assets | Computer Software and Databases |
| | | (1) | (2) | (3) | (4) |
| | XII - SOCCSKSARGEN | 1,877 | 25,443 | 21,998 | 2,675 |
| I551 | Short term accommodation activities | 267 | 2,337 | - | 2,337 |
| I559 | Other accommodation | 53 | - | - | - |
| I561 | Restaurants and mobile food service activities | 1,390 | 10,617 | 9,847 | - |
| I562 | Event catering and other food service activities | 50 | - | - | - |
| I563 | Beverage serving activities | 117 | 12,490 | 12,152 | 338 |
| | XIII - Caraga | 1,359 | 17,991 | 12,204 | 2,323 |
| I551 | Short term accommodation activities | 167 | 2,117 | 1,492 | 625 |
| I561 | Restaurants and mobile food service activities | 1,074 | 12,462 | 10,712 | 1,698 |
| I562 | Event catering and other food service activities | 14 | - | - | - |
| I563 | Beverage serving activities | 105 | 3,412 | - | - |
| | Autonomous Region in Muslim Mindanao | 896 | - | - | - |
| I551 | Short term accommodation activities | 96 | - | - | - |
| I561 | Restaurants and mobile food service activities | 708 | - | - | - |
| I562 | Event catering and other food service activities | S | S | S | S |
| I563 | Beverage serving activities | S | S | S | S |

Continued

TABLE 10 Number of Establishments and Book Value of Intangible Assets by Type for Accommodation and Food Service Activities Establishments by Region and Industry Group: Philippines, 2018 *(continued)*

(Values are in thousand PhP, except for number of establishments. Details may not add-up to total due to rounding and/or statistical disclosure control.)

| 2009 PSIC Code | Region/ Industry Description | Book Value of Intangible Assets as of 31 December 2018 | | |
|----------------------|--|--|-----------------------------|-------------------------|
| | | Entertainment, Literary and Artistic Originals | Research and Development | Other Intangible Assets |
| | | (5) | (6) | (7) |
| | PHILIPPINES | 203,223 | 3,650 | 125,633 |
| I551 | Short term accommodation activities | 1,218 | 2,374 | 31,020 |
| I559 | Other accommodation | - | - | - |
| I561 | Restaurants and mobile food service activities | 187,704 | 298 | 86,936 |
| I562 | Event catering and other food service activities | - | - | - |
| I563 | Beverage serving activities | 14,301 | 978 | 7,677 |
| | National Capital Region | 175,126 | 238 | 98,428 |
| I551 | Short term accommodation activities | - | - | 11,882 |
| I559 | Other accommodation | - | - | - |
| I561 | Restaurants and mobile food service activities | 163,605 | 238 | 82,281 |
| I562 | Event catering and other food service activities | - | - | - |
| I563 | Beverage serving activities | 11,521 | - | 4,265 |
| | Cordillera Administrative Region | - | - | - |
| I551 | Short term accommodation activities | - | - | - |
| I559 | Other accommodation | - | - | - |
| I561 | Restaurants and mobile food service activities | - | - | - |
| I562 | Event catering and other food service activities | - | - | - |
| I563 | Beverage serving activities | - | - | - |
| | I - Ilocos Region | 746 | - | 289 |
| I551 | Short term accommodation activities | - | - | - |
| I559 | Other accommodation | - | - | - |
| I561 | Restaurants and mobile food service activities | 746 | - | 289 |
| I562 | Event catering and other food service activities | - | - | - |

Continued

TABLE 10 Number of Establishments and Book Value of Intangible Assets by Type for Accommodation and Food Service Activities Establishments by Region and Industry Group: Philippines, 2018 *(continued)**(Values are in thousand PhP, except for number of establishments. Details may not add-up to total due to rounding and/or statistical disclosure control.)*

| 2009 PSIC Code | Region/ Industry Description | Book Value of Intangible Assets as of 31 December 2018 | | |
|----------------------|--|--|-----------------------------|-------------------------|
| | | Entertainment, Literary and Artistic Originals | Research and Development | Other Intangible Assets |
| | | (5) | (6) | (7) |
| I563 | Beverage serving activities | - | - | - |
| | II - Cagayan Valley | - | - | - |
| I551 | Short term accommodation activities | - | - | - |
| I559 | Other accommodation | - | - | - |
| I561 | Restaurants and mobile food service activities | - | - | - |
| I562 | Event catering and other food service activities | - | - | - |
| I563 | Beverage serving activities | - | - | - |
| | III - Central Luzon | 2,780 | 978 | 16,087 |
| I551 | Short term accommodation activities | - | - | 16,080 |
| I559 | Other accommodation | - | - | - |
| I561 | Restaurants and mobile food service activities | - | - | 6 |
| I562 | Event catering and other food service activities | - | - | - |
| I563 | Beverage serving activities | 2,780 | 978 | - |
| | IVA - CALABARZON | 22,022 | - | 1,776 |
| I551 | Short term accommodation activities | - | - | - |
| I559 | Other accommodation | - | - | - |
| I561 | Restaurants and mobile food service activities | 22,022 | - | 1,776 |
| I562 | Event catering and other food service activities | - | - | - |
| I563 | Beverage serving activities | - | - | - |
| | MIMAROPA Region | - | - | - |
| I551 | Short term accommodation activities | - | - | - |
| I561 | Restaurants and mobile food service activities | - | - | - |

Continued

TABLE 10 Number of Establishments and Book Value of Intangible Assets by Type for Accommodation and Food Service Activities Establishments by Region and Industry Group: Philippines, 2018 *(continued)*

(Values are in thousand PhP, except for number of establishments. Details may not add-up to total due to rounding and/or statistical disclosure control.)

| 2009 PSIC Code | Region/ Industry Description | Book Value of Intangible Assets as of 31 December 2018 | | |
|----------------------|--|--|-----------------------------|-------------------------|
| | | Entertainment, Literary and Artistic Originals | Research and Development | Other Intangible Assets |
| | | (5) | (6) | (7) |
| I562 | Event catering and other food service activities | - | - | - |
| I563 | Beverage serving activities | - | - | - |
| | V - Bicol Region | - | - | 386 |
| I551 | Short term accommodation activities | - | - | - |
| I559 | Other accommodation | - | - | - |
| I561 | Restaurants and mobile food service activities | - | - | 386 |
| I562 | Event catering and other food service activities | - | - | - |
| I563 | Beverage serving activities | - | - | - |
| | VI - Western Visayas | - | - | 1,881 |
| I551 | Short term accommodation activities | - | - | - |
| I559 | Other accommodation | - | - | - |
| I561 | Restaurants and mobile food service activities | - | - | 1,881 |
| I562 | Event catering and other food service activities | - | - | - |
| I563 | Beverage serving activities | - | - | - |
| | VII - Central Visayas | 1,333 | 2,274 | 3,122 |
| I551 | Short term accommodation activities | 1,070 | 2,274 | 2,957 |
| I559 | Other accommodation | - | - | - |
| I561 | Restaurants and mobile food service activities | 263 | - | 165 |
| I562 | Event catering and other food service activities | - | - | - |
| I563 | Beverage serving activities | - | - | - |
| | VIII - Eastern Visayas | - | - | - |
| I551 | Short term accommodation activities | - | - | - |

Continued

TABLE 10 Number of Establishments and Book Value of Intangible Assets by Type for Accommodation and Food Service Activities Establishments by Region and Industry Group: Philippines, 2018 *(continued)**(Values are in thousand PhP, except for number of establishments. Details may not add-up to total due to rounding and/or statistical disclosure control.)*

| 2009 PSIC Code | Region/ Industry Description | Book Value of Intangible Assets as of 31 December 2018 | | |
|----------------------|---|--|-----------------------------|-------------------------|
| | | Entertainment, Literary and Artistic Originals | Research and Development | Other Intangible Assets |
| | | (5) | (6) | (7) |
| I559 | Other accommodation | - | - | - |
| I561 | Restaurants and mobile food service activities | - | - | - |
| I562 | Event catering and other food service activities | - | - | - |
| I563 | Beverage serving activities | - | - | - |
| | IX - Zamboanga Peninsula | - | - | 101 |
| I551 | Short term accommodation activities | - | - | 101 |
| I559 | Other accommodation | - | - | - |
| I561 | Restaurants and mobile food service activities | - | - | - |
| I562 | Event catering and other food service activities | - | - | - |
| I563 | Beverage serving activities | - | - | - |
| | X - Northern Mindanao | 124 | 160 | 100 |
| I551 | Short term accommodation activities | - | 100 | - |
| I559 | Other accommodation | - | - | - |
| I561 | Restaurants and mobile food service activities | 124 | 60 | 100 |
| I562 | Event catering and other food service activities | - | - | - |
| I563 | Beverage serving activities | - | - | - |
| | XI - Davao Region | 322 | - | - |
| I551 | Short term accommodation activities | 148 | - | - |
| I559 | Other accommodation | - | - | - |
| I561 | Restaurants and mobile food service activities | 174 | - | - |
| I562 | Event catering and other food service activities | - | - | - |
| I563 | Beverage serving activities | - | - | - |

Continued

TABLE 10 Number of Establishments and Book Value of Intangible Assets by Type for Accommodation and Food Service Activities Establishments by Region and Industry Group: Philippines, 2018 (*concluded*)

(Values are in thousand PhP, except for number of establishments. Details may not add-up to total due to rounding and/or statistical disclosure control.)

| 2009 PSIC Code | Region/ Industry Description | Book Value of Intangible Assets as of 31 December 2018 | | |
|----------------------|--|--|-----------------------------|-------------------------|
| | | Entertainment, Literary and Artistic Originals | Research and Development | Other Intangible Assets |
| | | (5) | (6) | (7) |
| | XII - SOCCSKSARGEN | 770 | - | - |
| I551 | Short term accommodation activities | - | - | - |
| I559 | Other accommodation | - | - | - |
| I561 | Restaurants and mobile food service activities | 770 | - | - |
| I562 | Event catering and other food service activities | - | - | - |
| I563 | Beverage serving activities | - | - | - |
| | XIII - Caraga | - | - | 3,464 |
| I551 | Short term accommodation activities | - | - | - |
| I561 | Restaurants and mobile food service activities | - | - | 52 |
| I562 | Event catering and other food service activities | - | - | - |
| I563 | Beverage serving activities | - | - | 3,412 |
| | Autonomous Region in Muslim Mindanao | - | - | - |
| I551 | Short term accommodation activities | - | - | - |
| I561 | Restaurants and mobile food service activities | - | - | - |
| I562 | Event catering and other food service activities | S | S | S |
| I563 | Beverage serving activities | S | S | S |

Note:

- denotes zero value

S- Data Suppressed

Source: Philippine Statistics Authority, 2018 Census of Philippine Business and Industry

TABLE 11 Number of Establishments and Value of Inventories for Accommodation and Food Service Activities Establishments by Region and Industry Group: Philippines, 2018*(Values are in thousand PhP, except for number of establishments. Details may not add-up to total due to rounding and/or statistical disclosure control.)*

| 2009 PSIC Code | Region/ Industry Description | Number of Establishments | Value of Inventories as of 1 January 2018 | | | | | |
|----------------------|--|--------------------------------|---|------------------------------|---|------------------------|----------------------------|----------------|
| | | | Total | Materials and Supplies | Fuels, Lubricants Oils and Greases | Goods for Resale | Real Estate for Sale | Others |
| | | (1) | (2) | (3) | (4) | (5) | (6) | (7) |
| | PHILIPPINES | 44,487 | 24,829,406 | 22,881,957 | 242,032 | 570,301 | 1,023,680 | 111,436 |
| I551 | Short term accommodation activities | 5,960 | 6,188,665 | 5,028,232 | 96,285 | 23,636 | 1,023,680 | 16,832 |
| I559 | Other accommodation | 734 | 70,504 | 69,169 | 1,335 | - | - | - |
| I561 | Restaurants and mobile food service activities | 33,451 | 17,105,831 | 16,363,956 | 130,971 | 546,665 | - | 64,240 |
| I562 | Event catering and other food service activities | 836 | 422,279 | 395,029 | 3,060 | - | - | 24,189 |
| I563 | Beverage serving activities | 3,506 | 1,042,127 | 1,025,571 | 10,381 | - | - | 6,175 |
| | National Capital Region | 9,706 | 8,461,194 | 7,442,564 | 30,419 | 27,376 | 907,397 | 53,439 |
| I551 | Short term accommodation activities | 603 | 2,089,936 | 1,154,829 | 13,382 | 6,653 | 907,397 | 7,675 |
| I559 | Other accommodation | 43 | 180 | 180 | - | - | - | - |
| I561 | Restaurants and mobile food service activities | 8,161 | 5,998,559 | 5,940,177 | 16,536 | 20,723 | - | 21,124 |
| I562 | Event catering and other food service activities | 151 | 146,385 | 122,051 | 145 | - | - | 24,189 |
| I563 | Beverage serving activities | 748 | 226,135 | 225,328 | 356 | - | - | 451 |
| | Cordillera Administrative Region | 1,293 | 670,402 | 666,060 | 4,320 | - | - | 21 |
| I551 | Short term accommodation activities | 224 | 93,443 | 92,421 | 1,006 | - | - | 16 |
| I559 | Other accommodation | 70 | 67,781 | 66,606 | 1,175 | - | - | - |
| I561 | Restaurants and mobile food service activities | 870 | 492,922 | 490,777 | 2,140 | - | - | 5 |
| I562 | Event catering and other food service activities | 7 | - | - | - | - | - | - |
| I563 | Beverage serving activities | 122 | 16,255 | 16,255 | - | - | - | - |
| | I - Ilocos Region | 1,544 | 477,108 | 472,964 | 815 | - | - | 3,329 |
| I551 | Short term accommodation activities | 200 | 93,027 | 92,871 | 157 | - | - | - |
| I559 | Other accommodation | 43 | 298 | 298 | - | - | - | - |
| I561 | Restaurants and mobile food service activities | 1,065 | 362,347 | 358,362 | 656 | - | - | 3,329 |
| I562 | Event catering and other food service activities | 40 | 1,315 | 1,313 | 2 | - | - | - |

Continued

TABLE 11 Number of Establishments and Value of Inventories for Accommodation and Food Service Activities Establishments by Region and Industry Group: Philippines, 2018 *(continued)*

(Values are in thousand PhP, except for number of establishments. Details may not add-up to total due to rounding and/or statistical disclosure control.)

| 2009 PSIC Code | Region/ Industry Description | Number of Establishments | Value of Inventories as of 1 January 2018 | | | | | |
|----------------------|--|--------------------------------|---|------------------------------|---|------------------------|----------------------------|---------------|
| | | | Total | Materials and Supplies | Fuels, Lubricants Oils and Greases | Goods for Resale | Real Estate for Sale | Others |
| | | (1) | (2) | (3) | (4) | (5) | (6) | (7) |
| I563 | Beverage serving activities | 196 | 20,120 | 20,120 | - | - | - | - |
| | II - Cagayan Valley | 1,499 | 233,216 | 216,980 | 3,670 | - | - | 12,566 |
| I551 | Short term accommodation activities | 323 | 40,199 | 37,076 | 3,123 | - | - | - |
| I559 | Other accommodation | 49 | 66 | 66 | - | - | - | - |
| I561 | Restaurants and mobile food service activities | 1,013 | 183,654 | 170,546 | 542 | - | - | 12,566 |
| I562 | Event catering and other food service activities | 12 | - | - | - | - | - | - |
| I563 | Beverage serving activities | 102 | 9,297 | 9,293 | 5 | - | - | - |
| | III - Central Luzon | 4,544 | 2,058,798 | 1,991,591 | 62,733 | - | - | 4,474 |
| I551 | Short term accommodation activities | 663 | 637,709 | 603,972 | 33,737 | - | - | - |
| I559 | Other accommodation | 66 | 405 | 405 | - | - | - | - |
| I561 | Restaurants and mobile food service activities | 3,094 | 1,175,669 | 1,146,553 | 24,643 | - | - | 4,474 |
| I562 | Event catering and other food service activities | 96 | 16,044 | 16,044 | - | - | - | - |
| I563 | Beverage serving activities | 624 | 228,970 | 224,617 | 4,354 | - | - | - |
| | IVA - CALABARZON | 5,001 | 1,779,901 | 1,665,655 | 17,857 | 814 | 91,994 | 3,581 |
| I551 | Short term accommodation activities | 594 | 248,033 | 152,821 | 3,218 | - | 91,994 | - |
| I559 | Other accommodation | 19 | - | - | - | - | - | - |
| I561 | Restaurants and mobile food service activities | 3,974 | 1,466,604 | 1,447,576 | 14,634 | 814 | - | 3,581 |
| I562 | Event catering and other food service activities | 95 | 39,187 | 39,181 | 6 | - | - | - |
| I563 | Beverage serving activities | 318 | 26,078 | 26,078 | - | - | - | - |
| | MIMAROPA Region | 1,277 | 498,470 | 454,608 | 22,961 | 16,624 | - | 4,277 |
| I551 | Short term accommodation activities | 338 | 327,901 | 290,293 | 20,844 | 16,548 | - | 216 |
| I561 | Restaurants and mobile food service activities | 770 | 106,934 | 101,420 | 1,377 | 76 | - | 4,060 |

Continued

TABLE 11 Number of Establishments and Value of Inventories for Accommodation and Food Service Activities Establishments by Region and Industry Group: Philippines, 2018 *(continued)**(Values are in thousand PhP, except for number of establishments. Details may not add-up to total due to rounding and/or statistical disclosure control.)*

| 2009 PSIC Code | Region/ Industry Description | Number of Establishments | Value of Inventories as of 1 January 2018 | | | | | |
|----------------------|---|--------------------------------|---|------------------------------|---|------------------------|----------------------------|---------------|
| | | | Total | Materials and Supplies | Fuels, Lubricants Oils and Greases | Goods for Resale | Real Estate for Sale | Others |
| | | (1) | (2) | (3) | (4) | (5) | (6) | (7) |
| I562 | Event catering and other food service activities | 39 | 8,236 | 8,236 | - | - | - | - |
| I563 | Beverage serving activities | 130 | 55,398 | 54,659 | 739 | - | - | - |
| | V - Bicol Region | 1,475 | 540,989 | 509,916 | 4,888 | 24,662 | - | 1,524 |
| I551 | Short term accommodation activities | 287 | 116,746 | 112,649 | 3,910 | - | - | 187 |
| I559 | Other accommodation | 50 | - | - | - | - | - | - |
| I561 | Restaurants and mobile food service activities | 1,043 | 406,391 | 379,559 | 834 | 24,662 | - | 1,337 |
| I562 | Event catering and other food service activities | 22 | 8,471 | 8,471 | - | - | - | - |
| I563 | Beverage serving activities | 72 | 9,380 | 9,237 | 144 | - | - | - |
| | VI - Western Visayas | 2,650 | 1,147,853 | 1,123,308 | 9,489 | 2,163 | 2,709 | 10,184 |
| I551 | Short term accommodation activities | 388 | 241,018 | 229,019 | 6,378 | - | 2,709 | 2,912 |
| I559 | Other accommodation | 47 | 685 | 593 | 92 | - | - | - |
| I561 | Restaurants and mobile food service activities | 1,933 | 769,212 | 762,763 | 2,739 | 2,163 | - | 1,547 |
| I562 | Event catering and other food service activities | 38 | 37,994 | 37,994 | - | - | - | - |
| I563 | Beverage serving activities | 244 | 98,943 | 92,939 | 280 | - | - | 5,724 |
| | VII - Central Visayas | 3,963 | 3,389,864 | 2,875,533 | 11,757 | 494,220 | 1,580 | 6,774 |
| I551 | Short term accommodation activities | 772 | 836,206 | 824,908 | 4,359 | 193 | 1,580 | 5,166 |
| I559 | Other accommodation | 44 | - | - | - | - | - | - |
| I561 | Restaurants and mobile food service activities | 2,710 | 2,421,216 | 1,918,589 | 6,992 | 494,027 | - | 1,608 |
| I562 | Event catering and other food service activities | 94 | 76,948 | 76,630 | 318 | - | - | - |
| I563 | Beverage serving activities | 344 | 55,494 | 55,406 | 88 | - | - | - |
| | VIII - Eastern Visayas | 1,447 | 245,798 | 243,943 | 1,516 | 242 | - | 96 |
| I551 | Short term accommodation activities | 244 | 70,550 | 69,386 | 922 | 242 | - | - |

Continued

TABLE 11 Number of Establishments and Value of Inventories for Accommodation and Food Service Activities Establishments by Region and Industry Group: Philippines, 2018 *(continued)*

(Values are in thousand PhP, except for number of establishments. Details may not add-up to total due to rounding and/or statistical disclosure control.)

| 2009 PSIC Code | Region/ Industry Description | Number of Establishments | Value of Inventories as of 1 January 2018 | | | | | |
|----------------------|---|--------------------------------|---|------------------------------|---|------------------------|----------------------------|--------------|
| | | | Total | Materials and Supplies | Fuels, Lubricants Oils and Greases | Goods for Resale | Real Estate for Sale | Others |
| | | (1) | (2) | (3) | (4) | (5) | (6) | (7) |
| I559 | Other accommodation | 79 | - | - | - | - | - | - |
| I561 | Restaurants and mobile food service activities | 1,062 | 147,889 | 147,430 | 363 | - | - | 96 |
| I562 | Event catering and other food service activities | 43 | 26,652 | 26,420 | 232 | - | - | - |
| I563 | Beverage serving activities | 19 | 707 | 707 | - | - | - | - |
| | IX - Zamboanga Peninsula | 2,197 | 815,242 | 804,011 | 2,174 | 4,200 | - | 4,857 |
| I551 | Short term accommodation activities | 218 | 79,576 | 78,360 | 556 | - | - | 660 |
| I559 | Other accommodation | 99 | 429 | 361 | 68 | - | - | - |
| I561 | Restaurants and mobile food service activities | 1,734 | 697,699 | 688,730 | 571 | 4,200 | - | 4,198 |
| I562 | Event catering and other food service activities | 49 | 5,571 | 5,571 | - | - | - | - |
| I563 | Beverage serving activities | 97 | 31,967 | 30,989 | 978 | - | - | - |
| | X - Northern Mindanao | 1,981 | 1,548,700 | 1,545,711 | 2,599 | - | - | 389 |
| I551 | Short term accommodation activities | 307 | 369,647 | 369,622 | 25 | - | - | - |
| I559 | Other accommodation | 4 | - | - | - | - | - | - |
| I561 | Restaurants and mobile food service activities | 1,518 | 1,123,582 | 1,121,405 | 1,787 | - | - | 389 |
| I562 | Event catering and other food service activities | 35 | 33,324 | 32,639 | 685 | - | - | - |
| I563 | Beverage serving activities | 118 | 22,147 | 22,045 | 102 | - | - | - |
| | XI - Davao Region | 1,778 | 1,173,776 | 1,148,689 | 1,821 | - | 20,000 | 3,267 |
| I551 | Short term accommodation activities | 270 | 106,226 | 85,869 | 356 | - | 20,000 | - |
| I559 | Other accommodation | 69 | 660 | 660 | - | - | - | - |
| I561 | Restaurants and mobile food service activities | 1,333 | 933,135 | 929,642 | 226 | - | - | 3,267 |
| I562 | Event catering and other food service activities | 48 | 4,738 | 3,500 | 1,238 | - | - | - |
| I563 | Beverage serving activities | 59 | 129,017 | 129,017 | - | - | - | - |

Continued

TABLE 11 Number of Establishments and Value of Inventories for Accommodation and Food Service Activities Establishments by Region and Industry Group: Philippines, 2018 *(continued)**(Values are in thousand PhP, except for number of establishments. Details may not add-up to total due to rounding and/or statistical disclosure control.)*

| 2009 PSIC Code | Region/ Industry Description | Number of Establishments | Value of Inventories as of 1 January 2018 | | | | | |
|----------------------|--|--------------------------------|---|------------------------------|---|------------------------|----------------------------|--------------|
| | | | Total | Materials and Supplies | Fuels, Lubricants Oils and Greases | Goods for Resale | Real Estate for Sale | Others |
| | | (1) | (2) | (3) | (4) | (5) | (6) | (7) |
| | XII - SOCCSKSARGEN | 1,877 | 1,031,839 | 1,001,896 | 29,290 | - | - | 653 |
| I551 | Short term accommodation activities | 267 | 291,998 | 290,576 | 1,422 | - | - | - |
| I559 | Other accommodation | 53 | - | - | - | - | - | - |
| I561 | Restaurants and mobile food service activities | 1,390 | 632,996 | 607,810 | 24,533 | - | - | 653 |
| I562 | Event catering and other food service activities | 50 | 15,736 | 15,736 | - | - | - | - |
| I563 | Beverage serving activities | 117 | 91,109 | 87,773 | 3,336 | - | - | - |
| | XIII - Caraga | 1,359 | 653,822 | 651,157 | 659 | - | - | 2,006 |
| I551 | Short term accommodation activities | 167 | 536,804 | 536,804 | - | - | - | - |
| I561 | Restaurants and mobile food service activities | 1,074 | 95,154 | 92,845 | 304 | - | - | 2,006 |
| I562 | Event catering and other food service activities | 14 | 1,185 | 829 | 355 | - | - | - |
| I563 | Beverage serving activities | 105 | 20,679 | 20,679 | - | - | - | - |
| | Autonomous Region in Muslim Mindanao | 896 | 102,435 | 67,370 | 35,065 | - | - | - |
| I551 | Short term accommodation activities | 96 | 9,645 | 6,755 | 2,890 | - | - | - |
| I561 | Restaurants and mobile food service activities | 708 | 91,868 | 59,773 | 32,095 | - | - | - |
| I562 | Event catering and other food service activities | S | S | S | S | S | S | S |
| I563 | Beverage serving activities | S | S | S | S | S | S | S |

Continued

TABLE 11 Number of Establishments and Value of Inventories for Accommodation and Food Service Activities Establishments by Region and Industry Group: Philippines, 2018 *(continued)**(Values are in thousand PhP, except for number of establishments. Details may not add-up to total due to rounding and/or statistical disclosure control.)*

| 2009 PSIC Code | Region/ Industry Description | Value of Inventories as of 31 December 2018 | | | | | |
|----------------------|--|---|---------------------------|---|---------------------|-------------------------|---------------|
| | | Total | Materials and Supplies | Fuels, Lubricants Oils and Greases | Goods for Resale | Real Estate for Sale | Others |
| | | (8) | (9) | (10) | (11) | (12) | (13) |
| | PHILIPPINES | 26,395,152 | 25,292,079 | 164,472 | 251,626 | 617,062 | 69,914 |
| I551 | Short term accommodation activities | 5,732,417 | 4,998,481 | 65,152 | 36,395 | 617,062 | 15,326 |
| I559 | Other accommodation | 80,330 | 80,031 | 299 | - | - | - |
| I561 | Restaurants and mobile food service activities | 18,195,674 | 17,860,308 | 88,855 | 215,230 | - | 31,281 |
| I562 | Event catering and other food service activities | 1,073,464 | 1,047,124 | 3,478 | - | - | 22,862 |
| I563 | Beverage serving activities | 1,313,268 | 1,306,135 | 6,688 | - | - | 445 |
| | National Capital Region | 8,315,648 | 7,703,936 | 17,443 | 30,371 | 520,060 | 43,838 |
| I551 | Short term accommodation activities | 1,558,055 | 1,010,218 | 11,702 | 8,507 | 520,060 | 7,568 |
| I559 | Other accommodation | 180 | 180 | - | - | - | - |
| I561 | Restaurants and mobile food service activities | 6,377,979 | 6,337,880 | 5,273 | 21,863 | - | 12,963 |
| I562 | Event catering and other food service activities | 141,224 | 118,160 | 202 | - | - | 22,862 |
| I563 | Beverage serving activities | 238,210 | 237,499 | 266 | - | - | 445 |
| | Cordillera Administrative Region | 618,772 | 615,992 | 2,768 | - | - | 12 |
| I551 | Short term accommodation activities | 83,806 | 82,445 | 1,352 | - | - | 9 |
| I559 | Other accommodation | 76,515 | 76,350 | 165 | - | - | - |
| I561 | Restaurants and mobile food service activities | 443,996 | 442,742 | 1,251 | - | - | 3 |
| I562 | Event catering and other food service activities | - | - | - | - | - | - |
| I563 | Beverage serving activities | 14,455 | 14,455 | - | - | - | - |
| | I - Ilocos Region | 425,187 | 422,703 | 1,007 | - | - | 1,477 |
| I551 | Short term accommodation activities | 92,459 | 91,563 | 896 | - | - | - |
| I559 | Other accommodation | 332 | 332 | - | - | - | - |
| I561 | Restaurants and mobile food service activities | 311,956 | 310,372 | 107 | - | - | 1,477 |
| I562 | Event catering and other food service activities | 1,850 | 1,846 | 5 | - | - | - |

Continued

TABLE 11 Number of Establishments and Value of Inventories for Accommodation and Food Service Activities Establishments by Region and Industry Group: Philippines, 2018 *(continued)**(Values are in thousand PhP, except for number of establishments. Details may not add-up to total due to rounding and/or statistical disclosure control.)*

| 2009 PSIC Code | Region/ Industry Description | Value of Inventories as of 31 December 2018 | | | | | |
|----------------------|--|---|---------------------------|---|---------------------|-------------------------|--------------|
| | | Total | Materials and Supplies | Fuels, Lubricants Oils and Greases | Goods for Resale | Real Estate for Sale | Others |
| | | (8) | (9) | (10) | (11) | (12) | (13) |
| I563 | Beverage serving activities | 18,590 | 18,590 | - | - | - | - |
| | II - Cagayan Valley | 209,828 | 202,164 | 5,069 | - | - | 2,595 |
| I551 | Short term accommodation activities | 30,222 | 26,333 | 3,888 | - | - | - |
| I559 | Other accommodation | 74 | 74 | - | - | - | - |
| I561 | Restaurants and mobile food service activities | 172,718 | 168,949 | 1,175 | - | - | 2,595 |
| I562 | Event catering and other food service activities | - | - | - | - | - | - |
| I563 | Beverage serving activities | 6,814 | 6,808 | 6 | - | - | - |
| | III - Central Luzon | 3,035,521 | 3,019,913 | 13,091 | - | - | 2,516 |
| I551 | Short term accommodation activities | 799,234 | 798,888 | 346 | - | - | - |
| I559 | Other accommodation | 1,342 | 1,342 | - | - | - | - |
| I561 | Restaurants and mobile food service activities | 1,227,986 | 1,215,550 | 9,920 | - | - | 2,516 |
| I562 | Event catering and other food service activities | 701,675 | 701,675 | - | - | - | - |
| I563 | Beverage serving activities | 305,284 | 302,458 | 2,826 | - | - | - |
| | IVA - CALABARZON | 1,810,646 | 1,708,317 | 24,552 | 696 | 75,259 | 1,823 |
| I551 | Short term accommodation activities | 237,812 | 158,867 | 3,686 | - | 75,259 | - |
| I559 | Other accommodation | - | - | - | - | - | - |
| I561 | Restaurants and mobile food service activities | 1,493,307 | 1,471,591 | 19,197 | 696 | - | 1,823 |
| I562 | Event catering and other food service activities | 51,661 | 49,992 | 1,669 | - | - | - |
| I563 | Beverage serving activities | 27,866 | 27,866 | - | - | - | - |
| | MIMAROPA Region | 489,718 | 438,944 | 20,274 | 27,691 | - | 2,808 |
| I551 | Short term accommodation activities | 362,605 | 317,002 | 18,065 | 27,538 | - | - |
| I561 | Restaurants and mobile food service activities | 89,778 | 84,618 | 2,200 | 153 | - | 2,808 |

Continued

TABLE 11 Number of Establishments and Value of Inventories for Accommodation and Food Service Activities Establishments by Region and Industry Group: Philippines, 2018 *(continued)**(Values are in thousand PhP, except for number of establishments. Details may not add-up to total due to rounding and/or statistical disclosure control.)*

| 2009 PSIC Code | Region/ Industry Description | Value of Inventories as of 31 December 2018 | | | | | |
|----------------------|--|---|---------------------------|---|---------------------|-------------------------|--------------|
| | | Total | Materials and Supplies | Fuels, Lubricants Oils and Greases | Goods for Resale | Real Estate for Sale | Others |
| | | (8) | (9) | (10) | (11) | (12) | (13) |
| I562 | Event catering and other food service activities | 10,612 | 10,612 | - | - | - | - |
| I563 | Beverage serving activities | 26,722 | 26,712 | 10 | - | - | - |
| | V - Bicol Region | 669,953 | 633,528 | 5,322 | 29,848 | - | 1,256 |
| I551 | Short term accommodation activities | 115,691 | 111,286 | 4,386 | - | - | 19 |
| I559 | Other accommodation | - | - | - | - | - | - |
| I561 | Restaurants and mobile food service activities | 536,499 | 504,621 | 792 | 29,848 | - | 1,237 |
| I562 | Event catering and other food service activities | 8,303 | 8,303 | - | - | - | - |
| I563 | Beverage serving activities | 9,461 | 9,318 | 144 | - | - | - |
| | VI - Western Visayas | 1,270,905 | 1,254,617 | 10,504 | 172 | 2,619 | 2,994 |
| I551 | Short term accommodation activities | 242,080 | 228,135 | 8,746 | - | 2,619 | 2,580 |
| I559 | Other accommodation | 727 | 624 | 103 | - | - | - |
| I561 | Restaurants and mobile food service activities | 838,315 | 836,308 | 1,421 | 172 | - | 414 |
| I562 | Event catering and other food service activities | 51,306 | 51,306 | - | - | - | - |
| I563 | Beverage serving activities | 138,477 | 138,244 | 233 | - | - | - |
| | VII - Central Visayas | 2,958,838 | 2,781,543 | 11,043 | 160,189 | 624 | 5,439 |
| I551 | Short term accommodation activities | 803,858 | 793,733 | 4,775 | 173 | 624 | 4,552 |
| I559 | Other accommodation | - | - | - | - | - | - |
| I561 | Restaurants and mobile food service activities | 2,075,800 | 1,909,069 | 5,828 | 160,016 | - | 887 |
| I562 | Event catering and other food service activities | 20,353 | 20,065 | 288 | - | - | - |
| I563 | Beverage serving activities | 58,827 | 58,676 | 151 | - | - | - |
| | VIII - Eastern Visayas | 236,486 | 234,787 | 1,522 | 176 | - | - |
| I551 | Short term accommodation activities | 74,165 | 72,946 | 1,042 | 176 | - | - |

Continued

TABLE 11 Number of Establishments and Value of Inventories for Accommodation and Food Service Activities Establishments by Region and Industry Group: Philippines, 2018 *(continued)**(Values are in thousand PhP, except for number of establishments. Details may not add-up to total due to rounding and/or statistical disclosure control.)*

| 2009 PSIC Code | Region/ Industry Description | Value of Inventories as of 31 December 2018 | | | | | |
|----------------------|---|---|---------------------------|---|---------------------|-------------------------|--------------|
| | | Total | Materials and Supplies | Fuels, Lubricants Oils and Greases | Goods for Resale | Real Estate for Sale | Others |
| | | (8) | (9) | (10) | (11) | (12) | (13) |
| I559 | Other accommodation | - | - | - | - | - | - |
| I561 | Restaurants and mobile food service activities | 131,271 | 131,089 | 183 | - | - | - |
| I562 | Event catering and other food service activities | 30,290 | 29,993 | 297 | - | - | - |
| I563 | Beverage serving activities | 760 | 760 | - | - | - | - |
| | IX - Zamboanga Peninsula | 765,103 | 757,780 | 3,236 | 2,483 | - | 1,603 |
| I551 | Short term accommodation activities | 91,680 | 90,346 | 736 | - | - | 599 |
| I559 | Other accommodation | 232 | 201 | 31 | - | - | - |
| I561 | Restaurants and mobile food service activities | 639,100 | 635,067 | 545 | 2,483 | - | 1,004 |
| I562 | Event catering and other food service activities | 8,578 | 8,578 | - | - | - | - |
| I563 | Beverage serving activities | 25,513 | 23,589 | 1,924 | - | - | - |
| | X - Northern Mindanao | 1,500,909 | 1,498,395 | 2,366 | - | - | 147 |
| I551 | Short term accommodation activities | 242,012 | 241,965 | 47 | - | - | - |
| I559 | Other accommodation | 268 | 268 | - | - | - | - |
| I561 | Restaurants and mobile food service activities | 1,203,248 | 1,201,671 | 1,430 | - | - | 147 |
| I562 | Event catering and other food service activities | 31,874 | 31,179 | 695 | - | - | - |
| I563 | Beverage serving activities | 23,507 | 23,312 | 195 | - | - | - |
| | XI - Davao Region | 1,136,869 | 1,116,814 | 233 | - | 18,500 | 1,322 |
| I551 | Short term accommodation activities | 117,612 | 99,025 | 87 | - | 18,500 | - |
| I559 | Other accommodation | 660 | 660 | - | - | - | - |
| I561 | Restaurants and mobile food service activities | 895,866 | 894,406 | 137 | - | - | 1,322 |
| I562 | Event catering and other food service activities | 3,858 | 3,849 | 8 | - | - | - |
| I563 | Beverage serving activities | 118,873 | 118,873 | - | - | - | - |

Continued

TABLE 11 Number of Establishments and Value of Inventories for Accommodation and Food Service Activities Establishments by Region and Industry Group: Philippines, 2018 *(concluded)**(Values are in thousand PhP, except for number of establishments. Details may not add-up to total due to rounding and/or statistical disclosure control.)*

| 2009 PSIC Code | Region/ Industry Description | Value of Inventories as of 31 December 2018 | | | | | |
|----------------------|--|---|---------------------------|---|---------------------|-------------------------|--------------|
| | | Total | Materials and Supplies | Fuels, Lubricants Oils and Greases | Goods for Resale | Real Estate for Sale | Others |
| | | (8) | (9) | (10) | (11) | (12) | (13) |
| | XII - SOCCSKSARGEN | 1,442,086 | 1,425,068 | 16,718 | - | - | 300 |
| I551 | Short term accommodation activities | 256,748 | 253,911 | 2,837 | - | - | - |
| I559 | Other accommodation | - | - | - | - | - | - |
| I561 | Restaurants and mobile food service activities | 895,080 | 881,832 | 12,948 | - | - | 300 |
| I562 | Event catering and other food service activities | 10,141 | 10,141 | - | - | - | - |
| I563 | Beverage serving activities | 280,117 | 279,184 | 933 | - | - | - |
| | XIII - Caraga | 1,367,868 | 1,365,655 | 428 | - | - | 1,785 |
| I551 | Short term accommodation activities | 616,599 | 616,599 | - | - | - | - |
| I561 | Restaurants and mobile food service activities | 731,147 | 729,177 | 185 | - | - | 1,785 |
| I562 | Event catering and other food service activities | 1,046 | 803 | 243 | - | - | - |
| I563 | Beverage serving activities | 19,076 | 19,076 | - | - | - | - |
| | Autonomous Region in Muslim Mindanao | 140,816 | 111,920 | 28,896 | - | - | - |
| I551 | Short term accommodation activities | 7,780 | 5,219 | 2,561 | - | - | - |
| I561 | Restaurants and mobile food service activities | 131,628 | 105,365 | 26,264 | - | - | - |
| I562 | Event catering and other food service activities | S | S | S | S | S | S |
| I563 | Beverage serving activities | S | S | S | S | S | S |

*Note:**- denotes zero value**S- Data Suppressed**Source: Philippine Statistics Authority, 2018 Census of Philippine Business and Industry*

TABLE 12 Number of Establishments, Research and Development (R&D) Personnel by Sex, Expense and Intangible Assets for Accommodation and Food Service Activities Establishments by Region and Industry Group: Philippines, 2018

(Values are in thousand PhP, except for number of establishments. Details may not add-up to total due to rounding and/or statistical disclosure control.)

| 2009 PSIC Code | Region/ Industry Description | Number of Establishments | R & D Personnel as of 15 November 2018 | | | Compensation for R&D Personnel |
|----------------------|--|--------------------------------|--|------------|------------|--------------------------------------|
| | | | Total | Male | Female | |
| | | (1) | (2) | (3) | (4) | (5) |
| | PHILIPPINES | 44,487 | 305 | 156 | 149 | 62,503 |
| I551 | Short term accommodation activities | 5,960 | 14 | 8 | 6 | 1,444 |
| I559 | Other accommodation | 734 | - | - | - | - |
| I561 | Restaurants and mobile food service activities | 33,451 | 270 | 132 | 138 | 56,132 |
| I562 | Event catering and other food service activities | 836 | 12 | 7 | 5 | 1,942 |
| I563 | Beverage serving activities | 3,506 | 9 | 9 | - | 2,985 |
| | National Capital Region | 9,706 | 141 | 98 | 42 | 38,280 |
| I551 | Short term accommodation activities | 603 | - | - | - | - |
| I559 | Other accommodation | 43 | - | - | - | - |
| I561 | Restaurants and mobile food service activities | 8,161 | 135 | 93 | 42 | 35,934 |
| I562 | Event catering and other food service activities | 151 | 2 | 2 | - | 725 |
| I563 | Beverage serving activities | 748 | 4 | 4 | - | 1,620 |
| | Cordillera Administrative Region | 1,293 | - | - | - | - |
| I551 | Short term accommodation activities | 224 | - | - | - | - |
| I559 | Other accommodation | 70 | - | - | - | - |
| I561 | Restaurants and mobile food service activities | 870 | - | - | - | - |
| I562 | Event catering and other food service activities | 7 | - | - | - | - |
| I563 | Beverage serving activities | 122 | - | - | - | - |
| | I - Ilocos Region | 1,544 | - | - | - | - |
| I551 | Short term accommodation activities | 200 | - | - | - | - |
| I559 | Other accommodation | 43 | - | - | - | - |
| I561 | Restaurants and mobile food service activities | 1,065 | - | - | - | - |
| I562 | Event catering and other food service activities | 40 | - | - | - | - |
| I563 | Beverage serving activities | 196 | - | - | - | - |

Continued

TABLE 12 Number of Establishments, Research and Development (R&D) Personnel by Sex, Expense and Intangible Assets for Accommodation and Food Service Activities Establishments by Region and Industry Group: Philippines, 2018 *(continued)**(Values are in thousand PhP, except for number of establishments. Details may not add-up to total due to rounding and/or statistical disclosure control.)*

| 2009 PSIC Code | Region/ Industry Description | Number of Establishments | R & D Personnel as of 15 November | | | Compensation for R&D Personnel |
|----------------------|--|--------------------------------|-----------------------------------|-----------|-----------|--------------------------------------|
| | | | Total | Male | Female | |
| | | (1) | (2) | (3) | (4) | (5) |
| | II - Cagayan Valley | 1,499 | - | - | - | - |
| I551 | Short term accommodation activities | 323 | - | - | - | - |
| I559 | Other accommodation | 49 | - | - | - | - |
| I561 | Restaurants and mobile food service activities | 1,013 | - | - | - | - |
| I562 | Event catering and other food service activities | 12 | - | - | - | - |
| I563 | Beverage serving activities | 102 | - | - | - | - |
| | III - Central Luzon | 4,544 | 108 | 28 | 80 | 16,110 |
| I551 | Short term accommodation activities | 663 | - | - | - | - |
| I559 | Other accommodation | 66 | - | - | - | - |
| I561 | Restaurants and mobile food service activities | 3,094 | 102 | 23 | 80 | 14,745 |
| I562 | Event catering and other food service activities | 96 | - | - | - | - |
| I563 | Beverage serving activities | 624 | 5 | 5 | - | 1,364 |
| | IVA - CALABARZON | 5,001 | 25 | 18 | 7 | 3,200 |
| I551 | Short term accommodation activities | 594 | - | - | - | - |
| I559 | Other accommodation | 19 | - | - | - | - |
| I561 | Restaurants and mobile food service activities | 3,974 | 15 | 13 | 2 | 1,983 |
| I562 | Event catering and other food service activities | 95 | 10 | 5 | 5 | 1,217 |
| I563 | Beverage serving activities | 318 | - | - | - | - |
| | MIMAROPA Region | 1,277 | - | - | - | - |
| I551 | Short term accommodation activities | 338 | - | - | - | - |
| I561 | Restaurants and mobile food service activities | 770 | - | - | - | - |
| I562 | Event catering and other food service activities | 39 | - | - | - | - |
| I563 | Beverage serving activities | 130 | - | - | - | - |

Continued

TABLE 12 Number of Establishments, Research and Development (R&D) Personnel by Sex, Expense and Intangible Assets for Accommodation and Food Service Activities Establishments by Region and Industry Group: Philippines, 2018 *(continued)**(Values are in thousand PhP, except for number of establishments. Details may not add-up to total due to rounding and/or statistical disclosure control.)*

| 2009 PSIC Code | Region/ Industry Description | Number of Establishments | R & D Personnel as of 15 November | | | Compensation for R&D Personnel |
|----------------------|--|--------------------------------|-----------------------------------|----------|----------|--------------------------------------|
| | | | Total | Male | Female | |
| | | (1) | (2) | (3) | (4) | (5) |
| | V - Bicol Region | 1,475 | 2 | - | 2 | 131 |
| I551 | Short term accommodation activities | 287 | - | - | - | - |
| I559 | Other accommodation | 50 | - | - | - | - |
| I561 | Restaurants and mobile food service activities | 1,043 | 2 | - | 2 | 131 |
| I562 | Event catering and other food service activities | 22 | - | - | - | - |
| I563 | Beverage serving activities | 72 | - | - | - | - |
| | VI - Western Visayas | 2,650 | - | - | - | - |
| I551 | Short term accommodation activities | 388 | - | - | - | - |
| I559 | Other accommodation | 47 | - | - | - | - |
| I561 | Restaurants and mobile food service activities | 1,933 | - | - | - | - |
| I562 | Event catering and other food service activities | 38 | - | - | - | - |
| I563 | Beverage serving activities | 244 | - | - | - | - |
| | VII - Central Visayas | 3,963 | - | - | - | - |
| I551 | Short term accommodation activities | 772 | - | - | - | - |
| I559 | Other accommodation | 44 | - | - | - | - |
| I561 | Restaurants and mobile food service activities | 2,710 | - | - | - | - |
| I562 | Event catering and other food service activities | 94 | - | - | - | - |
| I563 | Beverage serving activities | 344 | - | - | - | - |
| | VIII - Eastern Visayas | 1,447 | - | - | - | - |
| I551 | Short term accommodation activities | 244 | - | - | - | - |
| I559 | Other accommodation | 79 | - | - | - | - |
| I561 | Restaurants and mobile food service activities | 1,062 | - | - | - | - |
| I562 | Event catering and other food service activities | 43 | - | - | - | - |
| I563 | Beverage serving activities | 19 | - | - | - | - |

Continued

TABLE 12 Number of Establishments, Research and Development (R&D) Personnel by Sex, Expense and Intangible Assets for Accommodation and Food Service Activities Establishments by Region and Industry Group: Philippines, 2018 *(continued)**(Values are in thousand PhP, except for number of establishments. Details may not add-up to total due to rounding and/or statistical disclosure control.)*

| 2009 PSIC Code | Region/ Industry Description | Number of Establishments | R & D Personnel as of 15 November | | | Compensation for R&D Personnel |
|----------------------|--|--------------------------------|-----------------------------------|-----------|-----------|--------------------------------------|
| | | | Total | Male | Female | |
| | | (1) | (2) | (3) | (4) | (5) |
| | IX - Zamboanga Peninsula | 2,197 | - | - | - | - |
| I551 | Short term accommodation activities | 218 | - | - | - | - |
| I559 | Other accommodation | 99 | - | - | - | - |
| I561 | Restaurants and mobile food service activities | 1,734 | - | - | - | - |
| I562 | Event catering and other food service activities | 49 | - | - | - | - |
| I563 | Beverage serving activities | 97 | - | - | - | - |
| | X - Northern Mindanao | 1,981 | 29 | 12 | 17 | 4,783 |
| I551 | Short term accommodation activities | 307 | 14 | 8 | 6 | 1,444 |
| I559 | Other accommodation | 4 | - | - | - | - |
| I561 | Restaurants and mobile food service activities | 1,518 | 15 | 4 | 11 | 3,339 |
| I562 | Event catering and other food service activities | 35 | - | - | - | - |
| I563 | Beverage serving activities | 118 | - | - | - | - |
| | XI - Davao Region | 1,778 | - | - | - | - |
| I551 | Short term accommodation activities | 270 | - | - | - | - |
| I559 | Other accommodation | 69 | - | - | - | - |
| I561 | Restaurants and mobile food service activities | 1,333 | - | - | - | - |
| I562 | Event catering and other food service activities | 48 | - | - | - | - |
| I563 | Beverage serving activities | 59 | - | - | - | - |
| | XII - SOCCSKSARGEN | 1,877 | - | - | - | - |
| I551 | Short term accommodation activities | 267 | - | - | - | - |
| I559 | Other accommodation | 53 | - | - | - | - |
| I561 | Restaurants and mobile food service activities | 1,390 | - | - | - | - |
| I562 | Event catering and other food service activities | 50 | - | - | - | - |
| I563 | Beverage serving activities | 117 | - | - | - | - |

Continued

TABLE 12 Number of Establishments, Research and Development (R&D) Personnel by Sex, Expense and Intangible Assets for Accommodation and Food Service Activities Establishments by Region and Industry Group: Philippines, 2018 *(continued)**(Values are in thousand PhP, except for number of establishments. Details may not add-up to total due to rounding and/or statistical disclosure control.)*

| 2009 PSIC Code | Region/ Industry Description | Number of Establishments | R & D Personnel as of 15 November | | | Compensation for R&D Personnel |
|----------------------|--|--------------------------------|-----------------------------------|------|--------|--------------------------------------|
| | | | Total | Male | Female | |
| | | (1) | (2) | (3) | (4) | (5) |
| | XIII - Caraga | 1,359 | - | - | - | - |
| I551 | Short term accommodation activities | 167 | - | - | - | - |
| I561 | Restaurants and mobile food service activities | 1,074 | - | - | - | - |
| I562 | Event catering and other food service activities | 14 | - | - | - | - |
| I563 | Beverage serving activities | 105 | - | - | - | - |
| | Autonomous Region in Muslim Mindanao | 896 | - | - | - | - |
| I551 | Short term accommodation activities | 96 | - | - | - | - |
| I561 | Restaurants and mobile food service activities | 708 | - | - | - | - |
| I562 | Event catering and other food service activities | 2 | - | - | - | - |
| I563 | Beverage serving activities | 90 | - | - | - | - |

Continued

TABLE 12 Number of Establishments, Research and Development (R&D) Personnel by Sex, Expense and Intangible Assets for Accommodation and Food Service Activities Establishments by Region and Industry Group: Philippines, 2018 *(continued)**(Values are in thousand PhP, except for number of establishments. Details may not add-up to total due to rounding and/or statistical disclosure control.)*

| 2009 PSIC Code | Region/ Industry Description | R&D Expense | Intangible Assets for R&D | |
|----------------------|--|----------------|---------------------------|--------------------------------------|
| | | | Capital Expenditures | Book Value as of 15 November 2018 |
| | | (6) | (7) | (8) |
| | PHILIPPINES | 138,396 | - | 2,613 |
| I551 | Short term accommodation activities | 5,962 | - | 2,374 |
| I559 | Other accommodation | - | - | - |
| I561 | Restaurants and mobile food service activities | 131,337 | - | 238 |
| I562 | Event catering and other food service activities | 566 | - | - |
| I563 | Beverage serving activities | 531 | - | - |
| | National Capital Region | 21,715 | - | 238 |
| I551 | Short term accommodation activities | 121 | - | - |
| I559 | Other accommodation | - | - | - |
| I561 | Restaurants and mobile food service activities | 21,239 | - | 238 |
| I562 | Event catering and other food service activities | 312 | - | - |
| I563 | Beverage serving activities | 44 | - | - |
| | Cordillera Administrative Region | 718 | - | - |
| I551 | Short term accommodation activities | 698 | - | - |
| I559 | Other accommodation | - | - | - |
| I561 | Restaurants and mobile food service activities | 20 | - | - |
| I562 | Event catering and other food service activities | - | - | - |
| I563 | Beverage serving activities | - | - | - |
| | I - Ilocos Region | 2,350 | - | - |
| I551 | Short term accommodation activities | 1,820 | - | - |
| I559 | Other accommodation | - | - | - |
| I561 | Restaurants and mobile food service activities | 530 | - | - |
| I562 | Event catering and other food service activities | - | - | - |
| I563 | Beverage serving activities | - | - | - |

Continued

TABLE 12 Number of Establishments, Research and Development (R&D) Personnel by Sex, Expense and Intangible Assets for Accommodation and Food Service Activities Establishments by Region and Industry Group: Philippines, 2018 *(continued)**(Values are in thousand PhP, except for number of establishments. Details may not add-up to total due to rounding and/or statistical disclosure control.)*

| 2009 PSIC Code | Region/ Industry Description | R&D Expense | Intangible Assets for R&D | |
|----------------------|--|---------------|---------------------------|--------------------------------------|
| | | | Capital Expenditures | Book Value as of 15 November 2018 |
| | | (6) | (7) | (8) |
| | II - Cagayan Valley | 483 | - | - |
| I551 | Short term accommodation activities | 294 | - | - |
| I559 | Other accommodation | - | - | - |
| I561 | Restaurants and mobile food service activities | 189 | - | - |
| I562 | Event catering and other food service activities | - | - | - |
| I563 | Beverage serving activities | - | - | - |
| | III - Central Luzon | 17,219 | - | - |
| I551 | Short term accommodation activities | 17 | - | - |
| I559 | Other accommodation | - | - | - |
| I561 | Restaurants and mobile food service activities | 16,716 | - | - |
| I562 | Event catering and other food service activities | - | - | - |
| I563 | Beverage serving activities | 486 | - | - |
| | IVA - CALABARZON | 41,283 | - | - |
| I551 | Short term accommodation activities | - | - | - |
| I559 | Other accommodation | - | - | - |
| I561 | Restaurants and mobile food service activities | 41,029 | - | - |
| I562 | Event catering and other food service activities | 255 | - | - |
| I563 | Beverage serving activities | - | - | - |
| | MIMAROPA Region | 6 | - | - |
| I551 | Short term accommodation activities | 6 | - | - |
| I561 | Restaurants and mobile food service activities | - | - | - |
| I562 | Event catering and other food service activities | - | - | - |
| I563 | Beverage serving activities | - | - | - |

Continued

TABLE 12 Number of Establishments, Research and Development (R&D) Personnel by Sex, Expense and Intangible Assets for Accommodation and Food Service Activities Establishments by Region and Industry Group: Philippines, 2018 *(continued)**(Values are in thousand PhP, except for number of establishments. Details may not add-up to total due to rounding and/or statistical disclosure control.)*

| 2009 PSIC Code | Region/ Industry Description | R&D Expense | Intangible Assets for R&D | |
|----------------------|--|---------------|---------------------------|--------------------------------------|
| | | | Capital Expenditures | Book Value as of 15 November 2018 |
| | | (6) | (7) | (8) |
| | V - Bicol Region | 22,837 | - | - |
| I551 | Short term accommodation activities | - | - | - |
| I559 | Other accommodation | - | - | - |
| I561 | Restaurants and mobile food service activities | 22,837 | - | - |
| I562 | Event catering and other food service activities | - | - | - |
| I563 | Beverage serving activities | - | - | - |
| | VI - Western Visayas | 1,675 | - | - |
| I551 | Short term accommodation activities | 1,675 | - | - |
| I559 | Other accommodation | - | - | - |
| I561 | Restaurants and mobile food service activities | - | - | - |
| I562 | Event catering and other food service activities | - | - | - |
| I563 | Beverage serving activities | - | - | - |
| | VII - Central Visayas | 538 | - | 2,274 |
| I551 | Short term accommodation activities | 52 | - | 2,274 |
| I559 | Other accommodation | - | - | - |
| I561 | Restaurants and mobile food service activities | 486 | - | - |
| I562 | Event catering and other food service activities | - | - | - |
| I563 | Beverage serving activities | - | - | - |
| | VIII - Eastern Visayas | - | - | - |
| I551 | Short term accommodation activities | - | - | - |
| I559 | Other accommodation | - | - | - |
| I561 | Restaurants and mobile food service activities | - | - | - |
| I562 | Event catering and other food service activities | - | - | - |
| I563 | Beverage serving activities | - | - | - |

Continued

TABLE 12 Number of Establishments, Research and Development (R&D) Personnel by Sex, Expense and Intangible Assets for Accommodation and Food Service Activities Establishments by Region and Industry Group: Philippines, 2018 *(continued)**(Values are in thousand Php, except for number of establishments. Details may not add-up to total due to rounding and/or statistical disclosure control.)*

| 2009 PSIC Code | Region/ Industry Description | R&D Expense | Intangible Assets for R&D | |
|----------------------|--|-------------|---------------------------|--------------------------------------|
| | | | Capital Expenditures | Book Value as of 15 November 2018 |
| | | (6) | (7) | (8) |
| | IX - Zamboanga Peninsula | - | - | - |
| I551 | Short term accommodation activities | - | - | - |
| I559 | Other accommodation | - | - | - |
| I561 | Restaurants and mobile food service activities | - | - | - |
| I562 | Event catering and other food service activities | - | - | - |
| I563 | Beverage serving activities | - | - | - |
| | X - Northern Mindanao | 963 | - | 100 |
| I551 | Short term accommodation activities | 653 | - | 100 |
| I559 | Other accommodation | - | - | - |
| I561 | Restaurants and mobile food service activities | 310 | - | - |
| I562 | Event catering and other food service activities | - | - | - |
| I563 | Beverage serving activities | - | - | - |
| | XI - Davao Region | 240 | - | - |
| I551 | Short term accommodation activities | 225 | - | - |
| I559 | Other accommodation | - | - | - |
| I561 | Restaurants and mobile food service activities | 14 | - | - |
| I562 | Event catering and other food service activities | - | - | - |
| I563 | Beverage serving activities | - | - | - |
| | XII - SOCCSKSARGEN | 179 | - | - |
| I551 | Short term accommodation activities | 179 | - | - |
| I559 | Other accommodation | - | - | - |
| I561 | Restaurants and mobile food service activities | - | - | - |
| I562 | Event catering and other food service activities | - | - | - |
| I563 | Beverage serving activities | - | - | - |

Continued

TABLE 12 Number of Establishments, Research and Development (R&D) Personnel by Sex, Expense and Intangible Assets for Accommodation and Food Service Activities Establishments by Region and Industry Group: Philippines, 2018 (*concluded*)

(Values are in thousand PhP, except for number of establishments. Details may not add-up to total due to rounding and/or statistical disclosure control.)

| 2009 PSIC Code | Region/ Industry Description | R&D Expense | Intangible Assets for R&D | |
|----------------------|--|---------------|---------------------------|--------------------------------------|
| | | | Capital Expenditures | Book Value as of 15 November 2018 |
| | | (6) | (7) | (8) |
| | XIII - Caraga | 28,190 | - | - |
| I551 | Short term accommodation activities | 222 | - | - |
| I561 | Restaurants and mobile food service activities | 27,968 | - | - |
| I562 | Event catering and other food service activities | - | - | - |
| I563 | Beverage serving activities | - | - | - |
| | Autonomous Region in Muslim Mindanao | - | - | - |
| I551 | Short term accommodation activities | - | - | - |
| I561 | Restaurants and mobile food service activities | - | - | - |
| I562 | Event catering and other food service activities | - | - | - |
| I563 | Beverage serving activities | - | - | - |

Note:

- denotes zero value

S- Data Suppressed

Source: Philippine Statistics Authority, 2018 Census of Philippine Business and Industry

APPENDIX

Appendix 1

2018 Census of Philippine Business and Industry (CPBI Form No. 7)



REPUBLIC OF THE PHILIPPINES
PHILIPPINE STATISTICS AUTHORITY

CPBI Form 7
PSA Approval No. PSA-1907-07
Expires on 31 March 2020



Management
System
ISO 9001:2015
CERTIFIED
by PSA-1907-07
ID: 1100040001



2018 CENSUS OF PHILIPPINE BUSINESS AND INDUSTRY

BUSINESS AND SERVICES

January – December 2018

Dear Sir/Madam:

The Philippine Statistics Authority (PSA) is conducting the **2018 Census of Philippine Business and Industry (CPBI)**. The **2018 CPBI** aims to provide key measures on the levels, structure, performance and trends of businesses and industries that will be used for planning and policy formulation by the government and private sectors.

This Office is authorized to collect information from businesses and industries under **Republic Act No. 10625 (RA 10625)**. *Section 25* of the same law obliges the establishments to provide the required data. The information collected shall be kept strictly confidential and shall not be used for purposes of taxation, investigation or regulation as provided in *Section 26*.

We appreciate your utmost cooperation by accomplishing this questionnaire and providing PSA with a copy of the 2018 Financial Statement of your establishment. You may also accomplish this questionnaire online at PSA website (<https://cpbi.psa.gov.ph>).

Thank you very much.

Lisa Grace S. Bersales
LISA GRACE S. BERSALES, Ph.D.

Undersecretary
National Statistician and Civil Registrar General

For inquiries, contact:

Telephone Number: _____

E-mail Address: _____

or cpbi@psa.gov.ph

| FOR PSA USE ONLY | | | | | | | | | | | | | | | |
|------------------|----|----|----|----------|--|--|--|-----|--|--|--|----|----|----|--|
| FN | QN | QS | QR | ECN | | | | | | | | | | | |
| | | | | | | | | | | | | | | | |
| IND | | | | PROV-MUN | | | | BGY | | | | SZ | LO | EO | |
| | | | | | | | | | | | | | | | |

- ⇒ Provide data required in this questionnaire base on the records of your establishment.
- ⇒ Provide best estimates if exact figures are not available in your records. Indicate N.A. for items which are not applicable.
- ⇒ Refer to the relevant explanatory notes and definitions provided in specific items when providing responses for each item.
- ⇒ Include only Philippine-based activities, including imports and exports, of this establishment.
- ⇒ Mark only one box using a check (✓) unless instructed otherwise.

1. Business and Registered Names, Business Tax Identification Number (TIN) and Address, Company Website and Social Media Account/s of this Establishment in 2018

Others, specify:

| | | | | | | |
|--|--|--|--|--|--|--|
| | | | | | | |
|--|--|--|--|--|--|--|

| | | | | | | |
|-----------|--|--|--|--|--|--|
| 2009 PSIC | | | | | | |
|-----------|--|--|--|--|--|--|

05

Continued on Page 3

| | | |
|--------------|--|--------|
| 2018 CPBI F7 | PLEASE ENTER ON THE APPROPRIATE SPACE OR BOX THE DATA REQUESTED. | Page 3 |
|--------------|--|--------|

GENERAL INFORMATION ABOUT THIS ESTABLISHMENT *(continued)*

3. Year Started Operation
 ⇒ Indicate the year when this establishment started its operation regardless of location in the Philippines.

4. Legal Organization in 2018
 ⇒ Mark (✓) the box corresponding to the description of the legal organization of this establishment.

| | |
|---|--|
| 1 <input type="checkbox"/> Single Proprietorship | 5 <input type="checkbox"/> Non-stock, Non-profit Corporation |
| 2 <input type="checkbox"/> Partnership | 6 <input type="checkbox"/> Cooperative |
| 3 <input type="checkbox"/> Government Corporation | 7 <input type="checkbox"/> Others, <i>specify</i> : _____ |
| 4 <input type="checkbox"/> Stock Corporation | |

5. Economic Organization in 2018
 ⇒ Mark (✓) the box corresponding to the description of the economic organization this establishment.

| | |
|---|--|
| 1 <input type="checkbox"/> Single Establishment 2 <input type="checkbox"/> Branch only ⇒ Provide details of Main Office below. 3 <input type="checkbox"/> Establishment and Main Office both located in the same address and with branch/es elsewhere ⇒ Provide details of branch/es in Item 22. 4 <input type="checkbox"/> Main Office only ⇒ Provide details of branch/es in Item 22. 5 <input type="checkbox"/> Ancillary Unit other than Main Office ⇒ Provide details of Main Office below. | <p><i>Single Establishment is an establishment which has neither branch nor main office. It may have ancillary unit/s other than main office, located elsewhere.</i></p> <p><i>Branch is an establishment which has a separate main office located elsewhere.</i></p> <p><i>Main office is the unit which controls, supervises and directs one or more establishments of an enterprise.</i></p> <p><i>Ancillary unit is the unit that operates primarily or exclusively for a related establishment or group of related establishments or its parent establishment and provides services that supports those establishments.</i></p> |
|---|--|

A. Registered Name of Main Office

Do Not Fill (For PSA Use Only)

ECN

| | | | | | | | | | |
|--|--|--|--|--|--|--|--|--|--|
| | | | | | | | | | |
|--|--|--|--|--|--|--|--|--|--|

B. Address of Main Office

Do Not Fill (For PSA Use Only)

| PROV | MUN | BGY |
|------|-----|-----|
| | | |

C. Contact Person in the Main Office

| | |
|------------------------------|---------------------------|
| (1) Name: _____ | (4) Fax No.: _____ |
| (2) Title/Designation: _____ | (5) E-mail Address: _____ |
| (3) Telephone No.: _____ | |

6. Capital Participation as of 31 December 2018

Capital participation refers to the claims of foreign and/or local investors against capital/equity.

⇒ Indicate the percent share of the stockholders by nationality.

| | | |
|---------------------|-------------------|------------------------------------|
| 1 Filipino _____% | 5 Chinese _____% | 9 Malaysian _____% |
| 2 American _____% | 6 German _____% | 10 Singaporean _____% |
| 3 Australian _____% | 7 Japanese _____% | 11 Taiwanese _____% |
| 4 British _____% | 8 Korean _____% | 12 Others, <i>specify</i> : _____% |

Continued on Page 4

| | | |
|--------|--|--------------|
| Page 4 | PLEASE ENTER ON THE APPROPRIATE SPACE OR BOX THE DATA REQUESTED. | 2018 CPBI F7 |
|--------|--|--------------|

EMPLOYMENT

7. Employment as of 15 November 2018

Total Employment refers to the total number of persons, whether **paid** or **unpaid**, who work in or for this establishment as of 15 November 2018.

EXCLUDE:

- Members of cooperative who are not involved in the operation of the cooperative
- Workers on sub-contract agreement or under manpower agencies/contractors (to be reported in Item 8)

Paid employees are all full-time and part-time employees working in or for the establishment and receiving regular pay, as well as those working away from this establishment and paid by and under the control of this establishment.

INCLUDE:

- ✓ Employees on sick or maternity leave
- ✓ Employees on paid vacation or holiday
- ✓ Employees on strike/lockout
- ✓ Directors of corporations working for pay
- ✓ Executives/managers and other officers of the same category
- ✓ Working owners receiving regular pay
- ✓ Apprentices and learners receiving regular pay
- ✓ Persons hired only during peak seasons like planting, harvesting, and the like
- ✓ Any other employee receiving regular pay not reported above

EXCLUDE:

- Directors paid solely for their attendance in meetings of Board of Directors
- Consultants
- Workers on indefinite leave
- Working owners who do not receive regular pay
- Homeworkers not in the payroll of this establishment
- Workers receiving commissions only
- Other workers not in the payroll of this establishment

Unpaid workers are working owners who do not receive regular pay, apprentices and learners without regular pay, and persons working for at least 1/3 of the working time normal to this establishment without regular pay.

EXCLUDE:

- Silent or inactive business partners

| Employment Type | Male (1) | Female (2) | Total (3) | LN NO |
|----------------------------------|-------------|---------------|--------------|----------|
| a. Paid Employees | | | | 01 |
| b. Unpaid Workers | | | | 02 |
| c. Total (sum of a and b) | | | | 03 |

WORKERS ON SUB-CONTRACT AGREEMENT OR UNDER MANPOWER AGENCIES/CONTRACTORS

8. Workers on Sub-Contract Agreement or Under Manpower Agencies/Contractors as of 15 November 2018

Workers on sub-contract agreement or under manpower agencies/contractors are workers employed by the contractors to perform or complete a job, work or service within the premise of this establishment pursuant to a service agreement. These are workers which are **not in the payroll** of this establishment.

| | Male (1) | Female (2) | Total (3) | LN NO |
|--|-------------|---------------|--------------|----------|
| Workers on Sub-Contract Agreement or Under Manpower Agencies/Contractors | | | | 01 |

Continued on Page 5

RESEARCH AND DEVELOPMENT (R&D) PERSONNEL

9. R&D Personnel as of 15 November 2018

Research and Development (R&D) refers to creative work undertaken as a systematic basis in order to increase the stock of knowledge, including knowledge of man, culture and society, and the use of this stock of knowledge to devise new applications.

R&D personnel are all persons employed directly on R&D as well as those providing direct services such as R&D managers, administrators and clerical staff. R&D personnel are classified into three categories: researchers, technicians and other R&D personnel.

Researcher refers to person working in those capacities, who uses or creates scientific knowledge and engineering and technological principles; i.e. person with scientific or technological training who is engaged in work in R&D, who directs the execution of R&D.

Technician refers to person engaged in that capacity in R&D who had vocational or technical training in any branch of knowledge and technology.

Other R&D personnel refers to persons who are directly associated with the performance of R&D; clerical, secretarial and administrative personnel, skilled, semi-skilled and unskilled workers in various trades and all other supporting workers.

| R&D Personnel of this Establishment | Male (1) | Female (2) | Total (3) | LN NO |
|--|-------------|---------------|--------------|----------|
| a. Researchers | | | | 01 |
| b. Technicians | | | | 02 |
| c. Other R&D Personnel | | | | 03 |
| d. Total (sum of a to c) | | | | 04 |

PRODUCTION/CONSTRUCTION WORKERS AND HOURS WORKED

10. Number of Production/Construction Workers as of 15 November 2018 (Not Applicable)

11. Total Hours Worked by Production/Construction Workers in 2018 (Not Applicable)

REVENUE AND EXPENSE ACCOUNT

12. Revenue in 2018

| TYPE OF REVENUE | VALUE IN PESOS (Omit centavos) | LN NO |
|---|-----------------------------------|----------|
| a. Revenue from service rendered (sum of 1 and 2) <i>Specify:</i> _____ | | 01 |
| 1. Revenue from transactions within the country | | 02 |
| 2. Total revenue from transactions outside the country ⇒ Indicate the top five countries with the highest percentage share of revenue from transactions outside the country to total | | 03 |
| a) _____ % | | 04 |
| b) _____ % | | 05 |
| c) _____ % | | 06 |
| d) _____ % | | 07 |
| e) _____ % | | 08 |
| Total | | 09 |

Continued on Page 6

| | | |
|---|--|--------------|
| Page 6 | PLEASE ENTER ON THE APPROPRIATE SPACE OR BOX THE DATA REQUESTED. | 2018 CPBI F7 |
| REVENUE AND EXPENSE ACCOUNT (continued) | | |
| 12. Revenue in 2018 | | |
| TYPE OF REVENUE | VALUE IN PESOS (Omit centavos) | LN NO |
| b. Real estate sales (Real estate sales for land, residential and non-residential buildings, memorial lots and columbarium vaults.) | | 10 |
| c. Commissions and fees earned | | 11 |
| d. Revenue from renting and leasing services of real estate properties (For real estate activities) | | 12 |
| e. Revenue from non-industrial service done for others (sum of 1 to 6) | | 13 |
| 1. Rent income from land | | 14 |
| 2. Rental income from building, warehouses and other structures | | 15 |
| 3. Rental income from machinery and transport equipment | | 16 |
| 4. Rental income from office equipment | | 17 |
| 5. Other rental income, specify: _____ | | 18 |
| 6. Other non-industrial service done for others (sum of a and b) Specify: | | 19 |
| a) _____ | | 20 |
| b) _____ | | 21 |
| f. Sale of goods (Revenue from goods sold in similar condition as purchased.) | | 22 |
| g. Interest income (INCLUDE: Interest on finance leases; earnings on discounted bills; Interest from deposits in banks and other financial institutions; Interest/discounts on loans, deposit, financing, bonds, money market; etc.) | | 23 |
| h. Dividend income | | 24 |
| i. Royalty income (Income received for trademarks, copyrights and patents or concessions.) | | 25 |
| j. Franchise income (Income received for license to make, distribute or sell a product or service.) | | 26 |
| k. Grants and donations (INCLUDE: Donations from abroad) | | 27 |
| l. Other income (sum of 1 to 3) | | 28 |
| 1. Foreign exchange gains | | 29 |
| 2. Gain from sale of investment and marketable securities | | 30 |
| 3. Others (sum of a to c) Specify: | | 31 |
| a) _____ | | 32 |
| b) _____ | | 33 |
| c) _____ | | 34 |
| m. Total Revenue (sum of a to l) | | 35 |

Continued on Page 7

| 2018 CPBI F7 | | PLEASE ENTER ON THE APPROPRIATE SPACE OR BOX THE DATA REQUESTED. | Page 7 |
|---|--|--|------------------------|
| REVENUE AND EXPENSE ACCOUNT (continued) | | | |
| 13. Subsidies Received from the Government in 2018 | | VALUE IN PESOS (Omit centavos) | LN NO |
| <p><i>Subsidies refer to special grants received from the government in the form of financial assistance or tax exemption or tax privilege to aid and develop an industry.</i></p> <p>Mark (✓) applicable box/es corresponding to the types of subsidies received from the government.</p> <div style="display: flex; flex-wrap: wrap;"> <div style="width: 50%;"> <p>1 <input type="checkbox"/> Price support and price discount</p> <p>2 <input type="checkbox"/> Interest rate subsidy</p> <p>3 <input type="checkbox"/> Import subsidies</p> <p>4 <input type="checkbox"/> Direct subsidies on export</p> <p>5 <input type="checkbox"/> Subsidies resulting from multiple exchange rate</p> <p>6 <input type="checkbox"/> Tax exemption/tax privilege/tax deduction</p> </div> <div style="width: 50%;"> <p>7 <input type="checkbox"/> Subsidies to public corporations and quasi-corporations</p> <p>8 <input type="checkbox"/> Subsidies on products used domestically</p> <p>9 <input type="checkbox"/> Subsidies on payroll or workforce</p> <p>10 <input type="checkbox"/> Subsidies to reduce pollution</p> <p>11 <input type="checkbox"/> Others, <i>specify</i> _____</p> </div> </div> | | | 01 |
| 14. Expense in 2018 | | | |
| TYPE OF EXPENSE | | VALUE IN PESOS (Omit centavos) | LN NO |
| a. Total Compensation (<i>EXCLUDE: R&D personnel</i>) (sum of 1 to 3) | | | 01 |
| 1. Gross salaries and wages (Refers to payment in cash or in kind prior to any deductions for employee's contributions to SSS/GSIS, withholding tax, etc.) | | | 02 |
| 2. Separation/retirement/terminal pay, gratuities, etc. | | | 03 |
| 3. Total employers contribution to SSS/GSIS, ECC, etc. (<i>INCLUDE: Employer's contribution paid by this establishment to SSS/GSIS, Employees' Compensation Commission (ECC), Phil Health, PAG-IBIG, etc.</i>) | | | 04 |
| b. Compensation of R&D Personnel (sum of a to c) | | | 05 |
| a) Gross salaries and wages | | | 06 |
| b) Separation/retirement/terminal pay, gratuities, etc. | | | 07 |
| c) Total employer's contribution to SSS/GSIS, ECC, etc. | | | 08 |
| c. Materials and supplies (<i>INCLUDE: Office supplies; wrapping and packing materials; small tools and materials for repairs and maintenance; nondurable tools; working clothes; and other supplies.</i>) | | | 09 |
| d. Real estate sold (<i>For real estate activities; sum of 1 and 2 less 3</i>) | | | 10 |
| 1. Real estate for sale inventories, beginning | | | 11 |
| 2. Real estate purchased for sale | | | 12 |
| 3. Real estate for sale inventories, ending | | | 13 |
| e. Fuels, lubricants, oils and greases | | | 14 |
| f. Electricity | | | 15 |
| g. Water | | | 16 |
| h. Industrial service done by others (sum of 1 and 2) | | | 17 |
| 1. Contract and commission work done by others | | | 18 |
| 2. Repairs, maintenance and installation | | | 19 |

Continued on Page 8

| | | |
|---|--|------------------|
| Page 8 | PLEASE ENTER ON THE APPROPRIATE SPACE OR BOX THE DATA REQUESTED. | 2018 CPBI F7 |
| REVENUE AND EXPENSE ACCOUNT (continued) | | |
| 14. Expense in 2018 | | |
| TYPE OF EXPENSE | VALUE IN PESOS (Omit centavos) | LN NO |
| i. Non-industrial service done by others (sum of 1 to 9) | | 20 |
| 1. Rent expense for land | | 21 |
| 2. Rental expense for buildings, warehouses and other structures | | 22 |
| 3. Rental expense for machinery and transport equipment | | 23 |
| 4. Rental expense for office equipment | | 24 |
| 5. Other rental expense, <i>specify</i> : _____ | | 25 |
| 6. Communication expense | | 26 |
| 7. Insurance expense | | 27 |
| 8. Transport service expense (<i>INCLUDE</i> : Stevedoring, forwarding and freight charges.) | | 28 |
| 9. Other non-industrial service done by others (<i>INCLUDE</i> : Transportation and representation expense; bank charges; professional, business and other service fees; advertising and promotional expense; management fee; janitorial, security and messengerial service fee; etc.) | | 29 |
| j. Cost of goods sold (sum of 1 and 2 less 3) | | 30 |
| 1. Goods for resale inventories, beginning | | 31 |
| 2. Goods purchased for resale (<i>Acquisition cost of goods purchased for resale without transformation or processing.</i>) | | 32 |
| 3. Goods for resale inventories, ending | | 33 |
| k. Interest expense (<i>Interest paid for loans obtained from banks and other financial institutions.</i>) | | 34 |
| l. Taxes on products and other taxes on production (sum of 1 and 2) | | 35 |
| 1. Taxes on products (<i>Taxes paid on products by the producer or by the purchaser of the product. INCLUDE: Import tax, excise tax, value added tax, sales tax, gross receipts tax, etc.</i>) | | 36 |
| 2. Other taxes on production (<i>Taxes paid by the producer due to production. INCLUDE: Business licenses, real estate tax, road tax, environmental tax, etc. EXCLUDE: Income tax</i>) | | 37 |
| m. Research and development (R&D) expense (<i>Amount spent on any systematic, scientific and creative work undertaken to increase the stock of knowledge and the use of this knowledge to create new or improved products, processes, services, and other applications. EXCLUDE: Market research, testing analysis for quality control, minor alterations to existing products, legal and administrative work in connection with patent applications; R&D capitalized.</i>) Mark (✓) applicable box/es corresponding to the types of R&D expenses incurred. 1 <input type="checkbox"/> In-house R&D 2 <input type="checkbox"/> Outsourced R&D 3 <input type="checkbox"/> Acquisition of external knowledge 4 <input type="checkbox"/> Training expenses related to R&D 5 <input type="checkbox"/> Materials and supplies related to R&D 6 <input type="checkbox"/> Others, <i>specify</i> : _____ | | 38 |

Continued on Page 9

| | | |
|--------------|--|--------|
| 2018 CPBI F7 | PLEASE ENTER ON THE APPROPRIATE SPACE OR BOX THE DATA REQUESTED. | Page 9 |
|--------------|--|--------|

| INCOME AND EXPENSE ACCOUNT (continued) | | |
|--|-----------------------------------|----------|
| 14. Expense in 2018 | | |
| TYPE OF EXPENSE | VALUE IN PESOS (Omit centavos) | LN NO |
| n. Environmental protection expense <i>(Amount spent for the prevention, reduction and elimination of pollution as well as any degradation of the environment such as environmental protection services like wastewater treatment, reforestation, etc.)</i> | | 39 |
| o. Royalty fee <i>(Expense for trademarks, copyrights, patents or secrecy.)</i> | | 40 |
| p. Franchise fee <i>(Expense made for license to make, distribute or sell a product or service.)</i> | | 41 |
| q. Payouts <i>(Amount expended as prize in gambling and betting operations.)</i> | | 42 |
| r. Amortization | | 43 |
| s. Depreciation | | 44 |
| t. Other expense <i>(sum of 1 to 5)</i> | | 45 |
| 1. Foreign exchange losses | | 46 |
| 2. Charitable donations and grants | | 47 |
| 3. Bad and doubtful debts <i>(Report net of bad debts recovered.)</i> | | 48 |
| 4. Loss from sale of investment assets and marketable securities | | 49 |
| 5. Others <i>(sum of a to c)</i> Specify: | | 50 |
| a) _____ | | 51 |
| b) _____ | | 52 |
| c) _____ | | 53 |
| u. Total Expense <i>(sum of a to t)</i> | | 54 |

| E-COMMERCE TRANSACTIONS | | |
|--|---|------------------|
| 15. Sales from E-Commerce Transactions in 2018 <i>E-commerce refers to the sale or purchase of goods and services, whether between businesses, households, individuals, government, and other public or private organizations, conducted over computer-mediated networks. The goods and services are ordered over those networks, but the payment and the ultimate delivery of the good or service may be conducted on or offline.</i> INCLUDE: Orders made in web pages, extranet or Electronic Data Interchange (EDI). EXCLUDE: Orders made by telephone calls, facsimile, or manually typed e-mail. | PERCENT SHARE TO TOTAL REVENUE IN 2018 | LN NO |
| a. Percentage share of e-commerce transactions via internet to the total revenue in 2018 | _____ % | 01 |
| b. Percentage share of e-commerce transactions via network channels other than internet to the total revenue in 2018 | _____ % | 02 |

Continued on Page 10

| | | |
|---------|--|--------------|
| Page 10 | PLEASE ENTER ON THE APPROPRIATE SPACE OR BOX THE DATA REQUESTED. | 2018 CPBI F7 |
|---------|--|--------------|

CAPITAL EXPENDITURES, SALE AND BOOK VALUE OF TANGIBLE FIXED ASSETS, INCLUDING LOSSES AND DAMAGES

16. Capital Expenditures, Sale and Book Value of Tangible Fixed Assets, Including Losses and Damages in 2018

Tangible Fixed Assets refer to physical assets (tangible) acquired and for use of this establishment and expected to have a productive life of more than one year. These include: land; buildings, other structures and land improvements; transport equipment; machinery and equipment; valuables; and other fixed assets.

INCLUDE:

- ✓ Tangible fixed assets received from other establishments belonging to the same enterprise as this establishment should be valued as though purchased.
- ✓ Delivery charges and installation cost, taxes and other necessary fees (import duties, registration fees, etc.).

EXCLUDE:

- * Financing cost

Capital expenditures for tangible fixed assets refer to the full value of fixed assets acquired during the year whether or not full payments have been made.

Sale of tangible fixed assets refers to the actual amount received/realized (not book value) from the sale of fixed assets during the year including the value of fixed assets transferred to other establishments of the same enterprise.

Losses and damages refer to the decrease in the book value of tangible fixed assets due to theft, major catastrophe, and other accidental destructions.

Book value refers to the initial or acquisition cost of tangible fixed assets less accumulated depreciation charges. Include in Book Value as of 31 December 2018 the capital expenditures for the corresponding tangible fixed assets.

| TYPE OF TANGIBLE FIXED ASSETS | VALUE IN PESOS (Omit centavos) | | | | | LN NO |
|---|--|---------------------------|-------------------------------|--------------------|-----------------------------------|-------|
| | CAPITAL EXPENDITURES FOR TANGIBLE FIXED ASSETS | | SALE OF TANGIBLE FIXED ASSETS | LOSSES AND DAMAGES | BOOK VALUE AS OF 31 DECEMBER 2018 | |
| | TOTAL | PERCENT Directly Imported | | | | |
| | (1) | (2) | (3) | (4) | (5) | |
| a. Land | | | | | | 01 |
| b. Buildings, other structures and land improvements (INCLUDE: Leasehold improvement; major repair; renovations and additions.) | | | | | | 02 |
| c. Transport equipment (INCLUDE: Aircrafts; ships/vessels; trains; buses; cars; trucks; and other transport equipment.) | | | | | | 03 |
| d. Machinery and equipment (sum of 1 to 4) | | | | | | 04 |
| 1. ICT machinery and equipment (INCLUDE: Computer and peripherals; telecommunications equipment and apparatus.) | | | | | | 05 |
| 2. Specialized industrial machinery (INCLUDE: Hospital equipment; aircraft launching gear; aircraft carrier catapults; bookbinding machinery and others.) | | | | | | 06 |
| 3. General industrial machinery and equipment (INCLUDE: Air-conditioning and refrigeration equipment; pumps and compressor; power generating equipment; electronic machinery and equipment other than telecommunications.) | | | | | | 07 |
| 4. Other machinery and equipment (INCLUDE: Amusement park equipment; professional and scientific and controlling instruments; photographic equipment and optical goods and others.) | | | | | | 08 |
| e. Valuables (INCLUDE: Precious stones and metals; paintings; sculptures; antiques; etc.) | | | | | | 09 |
| f. Other tangible fixed assets (INCLUDE: Library books, furniture and fixtures, and other fixed assets not specified above.) | | | | | | 10 |
| g. Total (sum of a to f) | | | | | | 11 |

Continued on Page 11

| | | |
|--------------|--|---------|
| 2018 CPBI F7 | PLEASE ENTER ON THE APPROPRIATE SPACE OR BOX THE DATA REQUESTED. | Page 11 |
|--------------|--|---------|

CAPITAL EXPENDITURES FOR ALL TANGIBLE FIXED ASSETS BY MODE OF ACQUISITION

17. Capital Expenditures for All Tangible Fixed Assets by Mode of Acquisition in 2018

⇒ Report the full value of all tangible fixed assets **acquired in 2018** by mode of acquisition. Total in this item should be equal to the **Total** reported in Item 16 column 1.

New tangible fixed assets refer to brand new tangible fixed assets acquired during the year, including directly/newly imported tangible fixed assets. *Directly/newly imported tangible fixed assets* are considered new whether or not they were used before they were imported.

Major alterations and improvements on tangible fixed assets are done to increase the performance or capacity of existing tangible fixed assets or to significantly extend their expected service lives.

Used tangible fixed assets refer to those that have been previously used within the country.

Tangible fixed assets produced on own account refer to the physical assets produced by the establishment for its own use. It should be valued as the cost of all work put in place including overhead cost.

| MODE OF ACQUISITION | VALUE IN PESOS (Omit centavos) | LN NO |
|---|-----------------------------------|----------|
| a. New tangible fixed assets | | 01 |
| b. Major alteration and improvements on tangible fixed assets | | 02 |
| c. Land and used tangible fixed assets | | 03 |
| d. Tangible fixed assets produced on own account | | 04 |
| e. Total (sum of a to d) | | 05 |

CAPITAL EXPENDITURES AND BOOK VALUE FOR INTANGIBLE ASSETS

18. Capital Expenditures and Book Value for Intangible Assets in 2018

⇒ Report the full value of all intangible fixed assets **acquired in 2018** and **book value as of 31 December 2018**.

Intangible assets are assets that are not physical in nature. Corporate intellectual property such as patents, trademarks, copyrights, and business methodologies, goodwill, and brand recognition are all common intangible assets. This type of assets also includes computer software and databases, and entertainment, literary and artistic originals.

| TYPE OF INTANGIBLE ASSETS | VALUE IN PESOS (Omit centavos) | | LN NO |
|--|-----------------------------------|--|----------|
| | CAPITAL EXPENDITURES (1) | BOOK VALUE AS OF 31 DECEMBER 2018 (2) | |
| a. Intangible non-produced assets (<i>INCLUDE: Purchased goodwill, patents, trademarks, franchises, licenses, processes, and copyrights, leases and other transferable contract.</i>) | | | 01 |
| b. Computer software and databases (<i>INCLUDE: Computer programs, systems and applications software purchased, computer software developed in-house, computer databases purchased, and computer databases developed in-house.</i>) | | | 02 |
| c. Entertainment, literary and artistic originals (<i>INCLUDE: Original films, sound recordings, manuscripts, tapes, models, etc., on which drama performances, radio and television programming, musical performances, sporting events, literary and artistic output, etc., are recorded.</i>) | | | 03 |
| d. Research and development | | | 04 |
| e. Other intangible assets | | | 05 |
| f. Total (sum of a to e) | | | 06 |

Continued on Page 12

| | | | |
|---------|--|--|--------------|
| Page 12 | PLEASE ENTER ON THE APPROPRIATE SPACE OR BOX THE DATA REQUESTED. | | 2018 CPBI F7 |
|---------|--|--|--------------|

| TOTAL ASSETS | VALUE IN PESOS (Omit centavos) | LN NO |
|--|-----------------------------------|----------|
| 19. Total Assets as of 31 December 2018 ⇨ Report the value of total assets of this establishment as of 31 December 2018. <i>Total assets are resources including land owned and/or controlled by the establishment as a result of past transactions and events from which future economic benefits are expected to flow to the establishment.</i> | | 01 |

| |
|--|
| CAPACITY UTILIZATION |
| 20. Average Capacity Utilization Rate of this Establishment in 2018 (Not Applicable) |

| |
|---|
| INVENTORIES |
| 21. Inventories in 2018 <div style="border: 1px solid black; padding: 5px;"> <p><i>Inventories refer to stocks of goods owned by or under the control of the establishment as of a fixed date, regardless of where the stocks are located.</i></p> <p>Stocks of materials, fuels and supplies should be valued at current replacement cost in purchaser prices at the indicated dates. Goods for resale should be valued at producer prices.</p> <p><i>Replacement cost is the cost of an item in terms of its present price rather than its original price.</i></p> </div> |

| TYPE OF INVENTORIES | VALUE IN PESOS (Omit centavos) | | |
|--|--------------------------------|------------------------|----------|
| | As of 1 January 2018 | As of 31 December 2018 | LN NO |
| | (1) | (2) | |
| a. Materials and supplies | | | 01 |
| b. Fuels, lubricants, oils and greases | | | 02 |
| c. Goods for resale | | | 03 |
| d. Real estate for sale | | | 04 |
| e. Others, <i>specify:</i> _____ | | | 05 |
| f. Total (sum of a to e) | | | 06 |

Continued on Page 13

| | | |
|--------------|--|---------|
| 2018 CPBI F7 | PLEASE ENTER ON THE APPROPRIATE SPACE OR BOX THE DATA REQUESTED. | Page 13 |
|--------------|--|---------|

22. Branches, Divisions and Plants Owned or Controlled (for Main Office)

⇒ Indicate the total number of branches, divisions and plants of this establishment and list the name, address, main economic activity, total employment as of 15 November 2018 and year started operation of branches, divisions and plants, or other establishments that this establishment owns or controls.

Total Number of Branches/Division/Plants in the Philippines

| NAME OF BRANCH/DIVISION/ PLANT | ADDRESS (1) | MAIN ECONOMIC ACTIVITY (2) | TOTAL EMPLOY- MENT as of 15 November 2018 (3) | YEAR STARTED OPERA- TION (4) | Do Not Fill (For PSA Use Only) PROV/MUN/BGY ECN (5) |
|--------------------------------------|--------------------|---|---|--|---|
| 1 | | | | | |
| 2 | | | | | |
| 3 | | | | | |
| 4 | | | | | |
| 5 | | | | | |
| 6 | | | | | |
| 7 | | | | | |
| 8 | | | | | |
| 9 | | | | | |
| 10 | | | | | |

⇒ Please use additional sheets, if necessary.

23. Remarks

Continued on Page 14

| | | |
|---------|--|--------------|
| Page 14 | PLEASE ENTER ON THE APPROPRIATE SPACE OR BOX THE DATA REQUESTED. | 2018 CPBI F7 |
|---------|--|--------------|

24. Certification

I hereby certify that this report for the period _____ to _____ has been completed as accurately as the records of this establishment allow with the best estimates in instances when data are not available from the records of this establishment.

Name _____ Signature _____

Title/Designation _____ Date _____

25. Contact Person

Person to be contacted for queries regarding entries in this questionnaire:

Name _____ Address _____

Title/Designation _____

Tel. No. _____ Fax. No. _____ E-mail Address _____

THANK YOU FOR ACCOMPLISHING THIS QUESTIONNAIRE!

26. Processing Information: Do Not Fill (For PSA Use Only)

| Activity | Name | Signature | Number of items with Errors | Date |
|---------------------------|------|-----------|-----------------------------|------|
| Provincial Office: | | | | |
| Distributed by | | | | / / |
| Collected/Field Edited by | | | | / / |
| Manually Processed by | | | | / / |
| Machine Processed by | | | | / / |
| RSSO: | | | | |
| Validated by | | | | / / |
| Central Office: | | | | |
| Validated by | | | | / / |

For Inquiries:

PHILIPPINE STATISTICS AUTHORITY

PSA Complex, East Avenue, Diliman, Quezon City, Philippines 1101

Tel. No. +63(2) 84626600 loc. 820 • Telefax No. +63(2) 84626600 loc. 839

E-mail address: info@psa.gov.ph • kmcd.staff@psa.gov.ph



Visit us on
www.psa.gov.ph



Like us on Facebook
[/PSAgovph](https://www.facebook.com/PSAgovph)



Follow us on Twitter
[@PSAgovph](https://twitter.com/PSAgovph)