



ISSN-1656-4979

REPUBLIC OF THE PHILIPPINES

PHILIPPINE STATISTICS AUTHORITY

2018 Census of Philippine Business and Industry

Volume XVIII

Other Service Activities



Volume XVIII

ISSN 1656-4979

2018 CENSUS OF PHILIPPINE BUSINESS AND INDUSTRY

OTHER SERVICE ACTIVITIES



REPUBLIC OF THE PHILIPPINES
PHILIPPINE STATISTICS AUTHORITY



REPUBLIC OF THE PHILIPPINES

PRESIDENT RODRIGO ROA DUTERTE



REPUBLIC OF THE PHILIPPINES

PHILIPPINE STATISTICS AUTHORITY

DENNIS S. MAPA, Ph.D.
Undersecretary
National Statistician and Civil Registrar General

Copyright © 2021 by Philippine Statistics Authority
PSA CVEA Building, East Avenue, Diliman,
Quezon City, Philippine

FOREWORD

This publication presents the results of the **2018 Census of Philippine Business and Industry (CPBI)**. The 2018 CPBI was conducted nationwide by the Philippine Statistics Authority (PSA) in 2019, with 2018 as reference period for all data items. It is the PSA's intent that the 2018 CPBI serve as a prime and recent source of information and data on business and industries in the Philippines.

Among the data items contained in the 2018CPBI are: the number of establishments in the country, figures on employment, compensation, revenues, expenses, tangible fixed assets, intangible assets, and inventories, as well as information on value added, and e-commerce transactions. These data items are presented from the viewpoint of the national and regional levels, and are disaggregated by industry.

The PSA expects that the 2018 CPBI becomes a useful resource material to both the government and the private sector in the formulation of policies and economic development plans. The results of the 2018 CPBI would not have been realized without the trust accorded to the PSA by the sample establishments. The PSA sincerely recognizes the cooperation of all the establishments in providing and entrusting their data to us for statistical purposes.

DENNIS S. MAPA, Ph.D.

Undersecretary

National Statistician and Civil Registrar General

Quezon City, Philippines
December 2021

TABLE OF CONTENTS

	Page
FOREWORD	iii
TABLE OF CONTENTS	v
EXPLANATORY TEXT	xi
Introduction	xi
Uses of CPBI Data	xi
Legal Authority	xii
Confidentiality of Information.....	xiii
Unit of Enumeration	xiv
Taxonomy of Establishments	xiv
Economic Organization.....	xiv
Legal Organization	xv
Industrial Classification	xvi
Size of Establishment	xviii
Geographic Classification	xix
Scope and Coverage	xix
Sampling Frame.....	xxii
Sampling Method.....	xxiii
Sampling Units.....	xxiv
Sampling Domains	xxiv
Industry Domain	xxiv
Employment Stratum	xxv
Geographic Domain	xxvi
Sample Size and Allocation.....	xxvii
Response Rate	xxxii
Estimation Procedures.....	xxxiii
Weight Adjustment.....	xxxii
The Questionnaires.....	xxxv
The Data Items	xxxvi
Limitations of Data	xxxvii
Concepts and Definitions	xxxvii
Publication Volumes.....	xliv
Symbols and Abbreviations Used in Statistical Tables	xlv
DESCRIPTION OF INDUSTRIES FOR OTHER SERVICE ACTIVITIES	xlvii

TABLE OF TABLE OF CONTENTS – *continued*

	Page
BRIEF ANALYSIS	xlix
FIGURE 1 Percent Distribution of Other Service Activities Establishments: Philippines, 2018 CPBI	xlix
FIGURE 2 Employment Distribution for Other Service Activities Establishments: Philippines, 2018 CPBI	li
FIGURE 3 Average Annual Compensation of Paid Employees for Other Service Activities Establishments: Philippines, 2018 CPBI	lii
FIGURE 4 Total Revenue and Total Expense for Other Service Activities Establishments: Philippines, 2018 CPBI	liii
FIGURE 5 Value Added for Other Service Activities Establishments: Philippines, 2018 CPBI	liv
TABLE A Comparative Statistics for Other Service Activities Establishments by Industry Group: Philippines, 2018 and 2012 CPBI	lvi
TABLE B Selected Indicators for Other Service Activities Establishments by Industry Group: Philippines, 2018 CPBI	lviii
TABLE C Selected Indicators for Other Service Activities Establishments by Region: Philippines, 2018 CPBI	lix

LIST OF STATISTICAL TABLES

TABLE 1 Summary Statistics for Other Service Activities Establishments by Region and Industry Group: Philippines, 2018	3
TABLE 2 Number of Establishments and Employment by Type and Sex for Other Service Activities Establishments by Region and Industry Group: Philippines, 2018	21
TABLE 2.1 Number of Establishments and Sub-contract Personnel by Sex for Other Service Activities Establishments by Region and Industry Group: Philippines, 2018.....	26
TABLE 3 Number of Establishments and Compensation by Type for Other Service Activities Establishments by Region and Industry Group: Philippines, 2018.....	31

TABLE OF TABLE OF CONTENTS – *continued*

	Page
TABLE 4 Number of Establishments and Revenue by Type for Other Service Activities Establishments by Region and Industry Group: Philippines, 2018.....	43
TABLE 4.1 Number of Establishments and Revenue from Service Rendered by Type of Transaction for Other Service Activities Establishments by Region and Industry Group: Philippines, 2018.....	61
TABLE 4.2 Number of Establishments and Revenue from Non-Industrial Services Done for Others by Type for Other Service Activities Establishments by Region and Industry Group: Philippines, 2018.....	67
TABLE 4.3 Number of Establishments and Other Income by Type for Other Service Activities Establishments by Region and Industry Group: Philippines, 2018.....	79
TABLE 5 Number of Establishments and Expense by Type for Other Service Activities Establishments by Region and Industry Group: Philippines, 2018.....	85
TABLE 5.1 Number of Establishments and Real Estate Sold by Type for Other Service Activities Establishments by Region and Industry Group: Philippines, 2018.....	109
TABLE 5.2 Number of Establishments and Expense of Industrial Services Done by Others by Type for Other Service Activities Establishments by Region and Industry Group: Philippines, 2018.....	115
TABLE 5.3 Number of Establishments and Expense of Non-Industrial Services Done by Others by Type for Other Service Activities Establishments by Region and Industry Group: Philippines, 2018.....	121
TABLE 5.4 Number of Establishments and Cost of Goods Sold for Other Service Activities Establishments by Region and Industry Group: Philippines, 2018.....	133
TABLE 5.5 Number of Establishments and Taxes on Products and Other Taxes on Production by Type for Other Service Activities Establishments by Region and Industry Group: Philippines, 2018.....	140
TABLE 5.6 Number of Establishments and Other Expense by Type for Other Service Activities Establishments by Region and Industry Group: Philippines, 2018.....	146
TABLE 6 Number of Establishments and Capital Expenditures by Type of Tangible Fixed Assets for Other Service Activities Establishments by Region and Industry Group: Philippines, 2018.....	152

TABLE OF TABLE OF CONTENTS – *continued*

		Page
TABLE 6.1	Number of Establishments and Capital Expenditures for Directly Imported Tangible Fixed Assets for Other Service Activities Establishments by Region and Industry Group: Philippines, 2018.....(<i>data unavailable</i>)	
TABLE 6.2	Number of Establishments and Capital Expenditures for Tangible Fixed Assets by Mode of Acquisition for Other Service Activities Establishments by Region and Industry Group: Philippines, 2018.....	164
TABLE 7	Number of Establishments and Capital Expenditures for Intangible Assets by Type for Other Service Activities Establishments by Region and Industry Group: Philippines, 2018.....	170
TABLE 8	Number of Establishments and Gross Additions to Tangible Fixed Assets for Other Service Activities Establishments by Region and Industry Group: Philippines, 2018.....	176
TABLE 8.1	Number of Establishments and Sale of Tangible Fixed Assets by Type for Other Service Activities Establishments by Region and Industry Group: Philippines, 2018.....	181
TABLE 8.2	Number of Establishments and Losses and Damages to Tangible Fixed Assets by Type for Other Service Activities Establishments by Region and Industry Group: Philippines, 2018.....	193
TABLE 9	Number of Establishments and Book Value of Tangible Fixed Assets by Type for Other Service Activities Establishments by Region and Industry Group: Philippines, 2018.....	205
TABLE 10	Number of Establishments and Book Value of Intangible Assets by Type for Other Service Activities Establishments by Region and Industry Group: Philippines, 2018.....	217
TABLE 11	Number of Establishments and Value of Inventories for Other Service Activities Establishments by Region and Industry Group: Philippines, 2018.....	223

TABLE OF TABLE OF CONTENTS – *concluded*

		Page
TABLE 12	Number of Establishments, Research and Development (R&D) Personnel by Sex, Expense and Intangible Assets for Other Service Activities Establishments by Region and Industry Group: Philippines, 2018.....	235
APPENDIX	2018 Census of Philippine Business and Industry Questionnaire (CPBI Form No. 7)	247

EXPLANATORY TEXT

Introduction

The Census of Philippine Business and Industry (CPBI) is one of the three national censuses being conducted by the Philippine Statistics Authority (PSA) as per Republic Act No. 10625 (RA 10625). The CPBI is also a designated statistical activity as per Executive No. 352 (EO 352), series of 1996.

The 2018 CPBI was the 16th in the series of economic censuses in the country and preceded by those of 2012, 2006, 1999, 1994, 1988, 1983, 1978, 1975, 1972, 1967, 1961, 1948, 1939, 1918, and 1903.

In general, the CPBI aims to collect and generate information on the levels, structure, performance, and trends of economic activities of the formal sector in the entire country for the year 2018. It also serves as benchmark information for the overall revision and rebasing of the National Accounts to 2018.

Specifically, the 2018 CPBI aims:

1. To collect and generate information on employment, revenue, expense, capital expenditures, and total assets of the establishments by industry and by region;
2. To generate indicators such as value added, labor productivity, profitability, and other indicators which are necessary for the evaluation of the performance of industries at the national and regional levels;
3. To generate information on MSME (micro, small and medium establishments/enterprises) based on employment grouping;
4. To generate gender disaggregated statistics on employment;
5. To generate statistics on the research and development (R & D) employment and expenditures of establishments; and
6. To update basic information of establishments and enterprises for the improvement of the Statistical Business Register (SBR).

The 2018 CPBI was conducted from May to September 2019. The reference period of all information gathered is for the whole year of 2018, except for total employment which took a snapshot of the establishment's number of employees as of 15 November 2018.

Uses of CPBI Data

The data collected from the CPBI can be used by the government and the private sector to formulate policies and economic development plans.

Specifically, the CPBI results are used by the:

1. **Policy makers and national and local government units** in the formulation and monitoring of policies and plans based on the economy-wide and sub-national statistics; and, in formulating strategies and plans for the national and regional economic development;
2. **Business community** in evaluating business options, assessing opportunities for new investments, and estimating market shares for their products; and, in the formulation of government strategies to support the industry based on the industry-level statistics;
3. **Researchers/Academe** in studying the technology employed in the production process in terms of input-output relationships and productivity analysis by detailed economic activity, by employment size, by geographical characteristics for regional, national and international analysis, and ownership structure;
4. **Compilers of national accounts** in measuring the annual input/output and value added generated by economic activities, and in compiling supply and use tables by product and industry; and
5. **General public** who are interested in knowing and in evaluating conditions of the economy in order to make more informed decisions.

Legal Authority

The conduct of the 2018 CPBI is authorized by:

- ❖ **Republic Act No. 10625** also known as the **Philippine Statistical Act of 2013** dated September 12, 2013: An act reorganizing and strengthening the Philippine Statistical System (PSS) and its agencies and instrumentalities. It shall be the policy of the State to effect the necessary and proper changes in the organizational and functional structures of the PSS in order to rationalize and promote efficiency and effectiveness in the delivery of statistical services.

Section 6 of RA 10625 states that “the Philippine Statistics Authority (PSA) shall be primarily responsible for all national censuses and surveys, sectoral statistics, consolidation of administrative recording system, and compilation of national accounts.” Specifically, Section 6 (b) of this Act mandates the PSA “to prepare and conduct periodic censuses on population, housing, agriculture, fisheries, **business, industry**, and other sectors of the economy”

Section 25 of RA 10625 declares that all respondents shall be liable to reply to the statistical inquiry or survey. The respondents under this Act are required to give truthful and complete answers to statistical inquiries or surveys of the PSA and other statistical offices of the PSS.

Section 27 of RA 10625 states that:

“...Respondents of primary data collection activities such as censuses and sample surveys are obliged to give truthful and complete answers to statistical inquiries. The gathering, consolidation and analysis of such data shall likewise be done in the most truthful and credible manner. Any violation of this Act shall result in the imposition of the penalty of one (1) year imprisonment and a fine of One hundred thousand pesos

(P100,000.00). In cases where the respondent fails to give truthful and complete answers to such statistical inquiries is a corporation, the above penalty shall be imposed against the responsible officer, director, manager and/or agent of said corporation. In addition, such erring corporation, enterprise or business concerned, shall be imposed a fine ranging from One hundred thousand pesos (P100,000.00) to Five hundred thousand pesos (P500,000.00)...

- ❖ **Executive Order No. 352** dated July 1, 1996: **Designation of Statistical Activities that will generate critical data for decision-making by the Government and the Private Sector**

EO 352 ordered the approval of the designated activities and statistics that have been designated by the National Statistical Coordination Board (NSCB) for adoption by the government. Among others, the CPBI is a designated statistical activity and the results generated from the census are designated statistics.

Confidentiality of Information

- ❖ **Republic Act No. 10625 (Philippine Statistical Act of 2013), Section 26** states that:

“...all data furnished by a respondent to statistical inquiries, surveys and censuses of the PSA shall be considered privileged communication and as such shall be inadmissible as evidence in any proceeding. The PSA may release aggregated information from statistical inquiries, surveys and censuses in the form of summaries or statistical tables in which no reference to an individual, corporation, association, partnership, institution or business enterprise shall appear.”

Further, **Section 27 of RA 10625** states that:

“...Any person, including parties within the PSA Board and the PSA, who breach the confidentiality of information, whether by carelessness, improper behavior, behavior with malicious intent, and use of confidential information for profit, are considered guilty of an offense and shall be liable to fines as prescribed by the PSA Board which shall not be less than Five thousand pesos (P5,000.00) nor more than Ten thousand pesos (P10,000.00) and/or imprisonment of three (3) months but not to exceed one (1) year, subject to the degree of breach of information...”

- ❖ **Republic Act 6713 (Code of Conduct and Ethical Standards for Public Officials and Employees)** dated February 20, 1989, Section 7 states that:

“...(c) Disclosure and/or misuse of confidential information. Public officials and employees shall not use or divulge confidential or classified information officially known to them by reason of their office and not made available to the public, either: (1) to further their private interest, or give undue advantage of anyone, or (2) to prejudice the public interest.”

Unit of Enumeration

The unit of enumeration for the 2018 CPBI is the **establishment**.

An **establishment** is defined as an economic unit, which engages in one or predominantly one kind of economic activity, under a single ownership or control, i.e. under a single legal entity and at a single fixed physical location. Thus, stores, shops, factories, mining companies, electric plants, transport companies, radio stations, hotels, restaurants, banks, insurance companies, real estate development companies and the like are considered establishments.

However, there are some difficulties in applying the ideal definition, so the establishment is defined in operational terms to take into account the organization and record-keeping practices of certain industries by making the single physical location and activity criteria more flexible. This is an inherent characteristic of the industries, namely: construction, transportation and storage, telecommunications, real estate, security and investigation activities, travel agency and tour operator activities, and reservation service and related activities. For these industries, it is then necessary to use the **kind-of-activity unit (KAU)**.

*The **KAU** is “the unit that is engaged in the production of the most homogeneous group of goods and services, usually at one location, but sometimes over a wider area, for which separate records are available that can provide data concerning the production of these goods and services and the materials, labor and physical resources used in this production.”*

A **KAU** differs from the establishment in that there is no restriction with respect to the geographical areas in which a given kind of activity is carried on by a single legal entity.

Given the above concepts, the following are not considered as establishment:

- ✕ Ambulant peddlers, hawkers and movable stalls either along a public road or in a marketplace, as they do not have a fixed business location;
- ✕ Open stalls in shopping centers, malls and markets as they do not have permanency of business location; and
- ✕ Individual professionals and technical workers or craftsmen who do not maintain fixed offices or shops.

Taxonomy of Establishments

1. Economic Organization

The Economic Organization (**EO**) relates to the organizational structure or role of the establishment in the organization. The following are the types of EO:

- a. **Single establishment** (EO=1) is an establishment which has neither branch nor main office. It may have ancillary unit/s, other than main office, located elsewhere.

- b. **Branch only** (EO=2) is an establishment which has a separate main office located elsewhere.
- c. **Establishment and main office** (EO=3) is one where the establishment is located in the same address as the main office and with branch/es elsewhere.
- d. **Main office** (EO=4) is a unit which controls, supervises and directs one or more establishments of an enterprise.
- e. **Ancillary unit other than Main Office** (EO=5) is a unit that operates primarily or exclusively for a related establishment, or group of related establishments, or its parent establishment and provides services that support those establishments.

Examples of ancillary units are warehouses of manufacturing or wholesale and retail trade establishments, garages and repair shops of transport establishments, research laboratories of pharmaceutical companies, and administrative offices which primarily serve their parent units in the Philippines.

2. Legal Organization

The Legal Organization (**LO**) refers to the legal form of the economic entity that owns the establishment. This provides the legal basis for ownership. The following are the types of LO:

- a. **Single Proprietorship** (LO=1) refers to a business establishment organized, owned, and managed by one person, who alone assumes the risk of the business enterprise. A sole proprietorship must apply for a business name and be registered with the Department of Trade and Industry (DTI).
- b. **Partnership** (LO=2) refers to an association of two or more individuals for the conduct of a business enterprise based upon an agreement or contract between or among them to contribute money, property, or industry into a common fund with the intention of dividing profits among themselves.

Corporation refers to an artificial being created by operation of law, having the right of succession, and the powers, attributes and properties expressly authorized by law or incident to its existence. As an artificial being, a corporation has a juridical personality separate and distinct from that of each shareholder or member. It exists only in contemplation of law.

For consistency with other PSA establishment-based surveys, a private corporation will be classified into Government-Owned or Controlled Corporation, Stock Corporation, and Non-stock, Non-Profit Corporation.

- c. **Government Corporation** (LO=3) also called *Government-Owned or Controlled Corporation (GOCC)* refers to a corporation organized for private aim, benefit, or purpose with the government as the majority stockholder, regardless of whether they are stock or non-stock corporations.

- d. **Stock Corporation** (LO=4) refers to an ordinary business corporation organized by private persons, created and operated for the purpose of making a profit which may be distributed in the form of dividends to stockholders on the basis of their invested capital.

A stock corporation may be a domestic or foreign stock corporation. Domestic Stock Corporation is formed, organized, or existing under the Philippine laws. On the other hand, Foreign Stock Corporation is formed, organized, or existing under any laws other than those of the Philippines and whose laws allow Filipino citizens and corporations to do business in its own country or state.

- e. **Non-Stock, Non-Profit Corporation** (LO=5) refers to a business corporation which does not issue stock to its members and is created not to profit but for the public good and welfare. Of this character are most of the religious, social, charitable, educational, literary, scientific, civic, and political organizations and societies.
- f. **Cooperative** (LO=6) refers to an organization composed primarily of small producers and/or consumers who voluntarily join together to form a business enterprise which they themselves own, control, and patronize. Establishments under this category should be registered to the Cooperative Development Authority (CDA).
- g. **Others** (LO=7) refers to an organization not classified in any of the above classifications. It includes private associations, foundations, Non-Governmental Organizations, or other forms of legal organizations.

3. Industrial Classification

The industrial classification of the unit of enumeration is determined by the activity from which it derives its major income or revenue. The 2009 **Philippine Standard Industrial Classification (PSIC)** was utilized to classify economic units according to their economic activities. It was approved for adoption by government agencies and instrumentalities on February 10, 2010 through the former NSCB Resolution No. 2, series of 2010 which was ratified by PSA Board Resolution No. 01 Series of 2017-158 signed on 14 February 2017.

The 2009 PSIC is a detailed classification of industries prevailing in the country according to the kind of productive activities undertaken by the establishments. It is aligned with the **International Standard Industrial Classification of all Economic Activities (ISIC)** Revision 4, and officially released by the United Nations Statistics Division on August 11, 2008 for adoption by countries in their revised national classifications by 2010.

The structure and coding system of the 2009 PSIC consists of an alpha character and 5 numeric digits. The alpha character represents the **section** (also known as sector), the first two digits represent the **division**; the first three digits, the **group**; the first four digits,

the **class**; and all 5 digits, the **sub-class**. Table 1 shows the levels of disaggregation of the 2009 PSIC by section.

Table 1. Levels of Disaggregation of the 2009 PSIC by Section

Section	Division	Group	Class	Sub-Class
Total	88	246	521	1,285
Agriculture, Forestry and Fishing (A)	3	12	53	157
Mining and Quarrying (B)	5	10	15	32
Manufacturing (C)	24	73	201	476
Electricity, Gas, Steam, and Air Conditioning Supply (D)	1	3	3	3
Water Supply; Sewerage, Waste Management and Remediation Activities (E)	4	6	8	8
Construction (F)	3	8	10	15
Wholesale and Retail Trade; Repair of Motor Vehicles and Motorcycles (G)	3	20	45	189
Transportation and Storage (H)	5	12	21	56
Accommodation and Food Service Activities (I)	2	5	6	20
Information and Communication (J)	6	13	25	39
Financial and Insurance Activities (K)	3	10	21	45
Real Estate Activities (L)	1	2	5	6
Professional, Scientific and Technical Activities (M)	7	16	16	38
Administrative and Support Service Activities (N)	6	19	28	74
Public Administration and Defense; Compulsory Social Security (O)	1	3	7	12
Education (P)	1	6	13	24

Section	Division	Group	Class	Sub-Class
Human Health and Social Work Activities (Q)	3	9	11	32
Arts, Entertainment and Recreation (R)	4	5	10	18
Other Service Activities (S)	3	10	18	34
Activities of Households as Employers; Undifferentiated Goods – and Services-Producing Activities of Private Households for Own Use (T)	2	3	3	3
Activities of Extraterritorial Organizations and Bodies (U)	1	1	2	4

4. Size of Establishment

The size of an establishment is determined by its total employment (TE). TE refers to the total number of persons who work in or for the establishment. This includes paid employees, working owners, unpaid workers, and all employees who work full-time or part-time including seasonal workers. Also included are persons on short-term leave such as those on sick, vacation or annual leaves and on strike.

Excluded are workers of establishments who work under a subcontracting arrangement. Workers on a sub-contract agreement or under manpower agencies were included in the report of the sub-contractors or the manpower agencies as part of their total employment.

The following are the size codes with corresponding total employment used in establishment-based censuses and surveys:

SZ Code	Total Employment	SZ Code	Total Employment
0	1 – 4	5	100 – 199
1	5 – 9	6	200 – 499
2	10 – 19	7	500 – 999
3	20 – 49	8	1000 – 1999
4	50 – 99	9	2000 and over

5. Geographic Classification

Establishments are also classified by geographic area using the Philippine Standard Geographic Code (PSGC) classification. The PSGC contains the latest updates on the official number of regions, provinces, cities, municipalities and barangays in the Philippines. The geographic code used in the 2018 CPBI is in accordance with PSGC as of 31 December 2018.

Based on the latest PSGC, the Philippines has 17 regions, 81 provinces, 145 cities, 1,489 municipalities, and 42,045 barangays.

Scope and Coverage

Only the business operations of establishments confined in the formal sector of the economy were covered in the 2018 CPBI.

The formal sector is comprised of the following:

1. Corporations and partnerships;
2. Cooperatives and foundations;
3. Single proprietorship with employment of 10 and over; and
4. Single proprietorship with branches.

Operationally, the formal sector includes:

1. All establishments with total employment of 10 or more; and
2. All establishments with total employment of less than 10, except those establishments that are under single proprietorship (LO=1) and are single establishments (EO=1) or those which has neither a branch nor a main office. It may have ancillary unit/s other than main office located elsewhere.

Thus, a single establishment (EO=1) with less than 10 employees, but owned or organized either as a partnership, corporation, cooperative, or foundation is considered as part of the formal sector, and thus is covered in the 2018 CPBI.

Likewise, an establishment owned by a single proprietor with less than 10 employees but with branch/es elsewhere and/or a main office elsewhere is also considered as part of the formal sector.

Specifically, the 2018 CPBI covered formal sector establishments which are engaged in the following economic activities, and with the corresponding types of economic organization (EO) as shown in the following table:

Table 2. Type of Formal Sector Establishments Included in the Scope and Coverage of the 2018 CPBI

2009 PSIC SECTION		SCOPE	COVERAGE
A	Agriculture, Forestry and Fishing	All economic activities	EO = 1, 2, and 3
B	Mining and Quarrying	All economic activities	EO = 1, 2, and 3
C	Manufacturing	All economic activities	EO = 1, 2, and 3
D	Electricity, Gas, Steam, and Air Conditioning Supply	All economic activities	EO=1, 2, and 3
E	Water Supply; Sewerage, Waste Management and Remediation Activities	All economic activities	EO = 1, 2, and 3
F	Construction	All economic activities	EO = 1, 3, and 4
G	Wholesale and Retail Trade; Repair of Motor Vehicles and Motorcycles	All economic activities, except retail sale via stalls and markets (G478)	EO = 1, 2, and 3
H	Transportation and Storage	All economic activities,	EO = 1, 3, and 4
I	Accommodation and Food Service Activities	All economic activities	EO = 1, 2, and 3
J	Information and Communication	All economic activities	EO = 1, 3, and 4 for the following industries: <ul style="list-style-type: none"> ▪ <i>Wired telecommunications activities (J611)</i> ▪ <i>Wireless telecommunications activities (J612)</i> ▪ <i>Satellite telecommunications activities (J613)</i>

2009 PSIC SECTION		SCOPE	COVERAGE
			<ul style="list-style-type: none"> ▪ <i>Telephone access in facilities open to the public service activities (J61901)</i> ▪ <i>Other telecommunications service activities, n.e.c. (J61909)</i>
			EO = 1, 2, and 3 for the rest of the section
K	Financial and Insurance Activities	All economic activities	EO = 1, 2, and 3
L	Real Estate Activities	All economic activities	EO = 1, 3, and 4
M	Professional, Scientific and Technical Activities	All economic activities,	EO = 1, 2, and 3
N	Administrative and Support Service Activities	All economic activities	EO = 1, 3, and 4 for the following industries: <ul style="list-style-type: none"> ▪ <i>Travel agency and tour operator activities (N791)</i> ▪ <i>Other reservation service and related activities (N799)</i> ▪ <i>Security and investigation activities (N80)</i> ▪ <i>General cleaning of buildings (N81210)</i>
			EO = 1, 2, and 3 for the rest of the section

2009 PSIC SECTION		SCOPE	COVERAGE
P	Education	All economic activities, except public education services	EO = 1, 2, and 3
Q	Human Health and Social Work Activities	All economic activities, except public medical, dental and other health services, and doctor's offices/clinics in hospitals	EO = 1, 2, and 3
R	Arts, Entertainment and Recreation	All economic activities	EO = 1, 2, and 3
S	Other Service Activities	All economic activities, except activities of membership organizations (S94)	EO = 1, 2, and 3

The following sections of the 2009 PSIC are excluded from the scope of this census and all other establishment-based surveys of PSA:

2009 PSIC Section Which Are Out-of-Scope	
O	Public Administration and Defense; Compulsory Social Security
T	Activities of Households as Employers; Undifferentiated Goods and Services Producing Activities of Households for Own Use
U	Activities of Extra-territorial Organization and Bodies

In general, the results of the establishment-based surveys are inputs for the Non-Financial Corporations and Financial Corporations production account of the Philippine System of National Accounts (PSNA). Based on the PSNA concepts, Section O is part of the General Government resources; Section T is part of the Household resources; and, Section U is part of the Rest of the World resources.

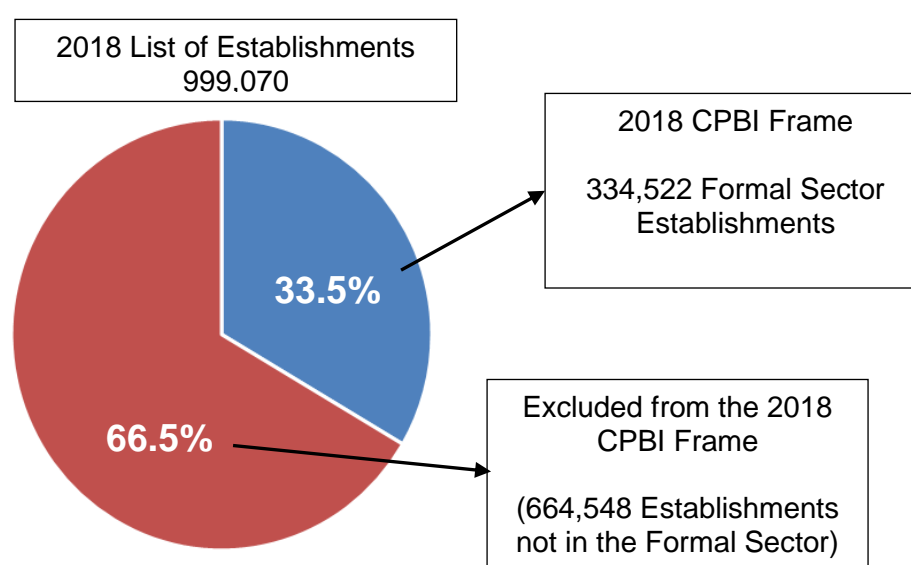
Sampling Frame

The sampling frame for the 2018 CPBI was extracted from the 2018 List of Establishments (LE) as of 01 February 2019.

The 2018 LE is a result of the Updating of the List of Establishments (ULE) which involved a door-to-door canvassing, and inquiry on the basic characteristics of establishments using the Computer-Aided Personal Interview (CAPI) mode of data collection. The 2018 LE operation was conducted by PSA from May to October 2018 primarily to update the sampling frame for the 2018 CPBI.

From a total of 999,070 establishments operating in the country as listed in the 2018 LE as of 1 February 2019, 334,522 (33.5%) comprised the 2018 CPBI frame which includes only those classified as part of the formal sector.

Figure 1. Percent Share of the 2018 CPBI Frame in the LE



Sampling Method

The 2018 CPBI used stratified systematic sampling design with 5-digit PSIC serving as industry strata and total employment as the second stratification variable.

The stratified systematic sampling is a process of which the frame population is divided into several homogeneous groups, called strata. Independent samples are systematically drawn in each stratum based on the computed sampling interval and a random start. This method ensures that all important subgroups of the population are represented in the sample and to further improve the precision of “overall” survey estimates.

A **certainty stratum** is defined as the stratum whose sampling ratio is 100 percent. In this stratum, all establishments are taken as certainty samples, i.e. the selection probability is 1 and the sampling weight is 1.

On the other hand, a **non-certainty stratum** is the stratum where only sample establishments are taken.

Sampling Units

The sampling unit of the 2018 CPBI is the establishment and, for some sections/industries, the kind-of-activity unit (KAU). For those sections/industries, not considered as with KAUs, the sampling units are establishments with EO = 1, 2 or 3. On the other hand, for sections/industries with KAU, the sampling units are those establishments with EO = 1, 3 or 4. Table 3 shows the sections/industries with KAUs.

Table 3. List of Sections/Industries with Kind-of-Activity Units (KAUs)

2009 PSIC	Industry Description
F	Construction
H	Transportation and Storage
J	Telecommunications Activities <ol style="list-style-type: none"> 1. Wired telecommunications activities (J611) 2. Wireless telecommunications activities (J612) 3. Satellite telecommunications activities (J613) 4. Telephone access in facilities open to the public service activities (J61901) 5. Other telecommunications service activities, n.e.c. (J61909)
L	Real Estate Activities
N	Administrative and Support Service Activities <ol style="list-style-type: none"> 1. Travel agency and tour operator activities (N791) 2. Other reservation service and related activities (N799) 3. Security and investigation activities (N80) 4. General cleaning of buildings (N81210)

For GOCCs (LO= 3), the sampling units are establishments with EO = 1, 3, and 4, except for those engaged in industries under Sections G and R in which the sampling units are establishments with EO = 1, 2 and 3. The consideration of the type of EOs for the GOCCs is based on the availability of data in the identified sampling units which maintain the records and to ensure completeness of coverage for those with centralized record-keeping.

Sampling Domains

Industry Domain

The industry domain (referred as **industry stratum**) for the 2018 CPBI are the 5-digit level (sub-class) of the 2009 PSIC. For all sections, the industry strata are the same for both establishments with TE of 20 and over, and with TE of less than 20. Table 4 presents the number of industry strata by 2009 PSIC sections.

Table 4. 2018 CPBI Number of Industry Strata by Section

Section	Number of Industry Strata	Section	Number of Industry Strata	Section	Number of Industry Strata
Total	1,058				
A	86	G	175	M	33
B	22	H	50	N	67
C	420	I	20	P	13
D	2	J	39	Q	20
E	8	K	43	R	15
F	15	L	6	S	24

Employment Stratum

Within the industry domains for each section, the establishments were further stratified by total employment (TE). The TE sizes were either combined or taken as a group to comprise an **employment stratum**. The basic considerations for grouping were the concentration of establishments in each TE sizes and occurrence of stratum jumpers between TE sizes. The number of employment strata formed was five.

Table 5. 2018 CPBI Employment Strata

Employment Strata	SZ Code	Total Employment
1	0 and 1	1 – 9
2	2	10 – 19
3	3	20 – 49
4	4	50 – 99
5	5 to 9	100 and over

The employment strata were also maintained to make it possible to generate MSME statistics based on employment groupings as shown below.

Micro	TE 1 – 9	SZ 0 and 1
Small	TE 10 - 99	SZ 2, 3 and 4
Medium	TE 100- 199	SZ 5
Large	TE 200 and Over	SZ 6, 7, 8 and 9

Geographic Domain

For establishments with TE of 20 and over, the 17 administrative regions serve as the geographic domains; while for establishments with TE of less than 20, the whole country serves as the geographic domain. Table 6 shows the geographic domains for establishments with TE of 20 and over, including the provinces, cities/municipalities that comprise them.

Table 6. 2018 CPBI Geographic Domains for Establishments with TE of 20 or more

DOMAIN/REGION	PROVINCE/CITY/MUNICIPALITY OF COVERAGE
National Capital Region (NCR)	City of Manila, Mandaluyong City, San Juan City, Quezon City, Marikina City, Pasig City, Makati City, Pateros, Taguig City, Caloocan City, Malabon City, Navotas City, Valenzuela City, Parañaque City, Las Piñas City, Muntinlupa City, Pasay City
Cordillera Administrative Region (CAR)	Abra, Apayao, Benguet, Ifugao, Kalinga, Mountain Province
Region I – Ilocos Region	Ilocos Norte, Ilocos Sur, La Union, Pangasinan
Region II – Cagayan Valley	Batanes, Cagayan, Isabela, Nueva Vizcaya, Quirino
Region III – Central Luzon	Aurora, Bataan, Bulacan, Nueva Ecija, Pampanga, Tarlac, Zambales
Region 4A – CALABARZON	Batangas, Cavite, Laguna, Quezon, Rizal

DOMAIN/REGION	PROVINCE/CITY/MUNICIPALITY OF COVERAGE
MIMAROPA Region	Marinduque, Occidental Mindoro, Oriental Mindoro, Palawan, Romblon
Region V – Bicol Region	Albay, Camarines Norte, Camarines Sur, Catanduanes, Masbate, Sorsogon
Region VI – Western Visayas	Aklan, Antique, Capiz, Guimaras, Iloilo, Negros Occidental
Region VII – Central Visayas	Bohol, Cebu, Siquijor, Negros Oriental
Region VIII – Eastern Visayas	Biliran, Eastern Samar, Leyte, Northern Samar, Samar (Western), Southern Leyte
Region IX – Zamboanga Peninsula	Zamboanga del Norte, Zamboanga del Sur, Zamboanga Sibugay, Isabela City
Region X – Northern Mindanao	Bukidnon, Camiguin, Lanao del Norte, Misamis Occidental, Misamis Oriental
Region XI – Davao Region	Compostela Valley, Davao del Norte, Davao del Sur, Davao Oriental, Davao Occidental
Region XII – SOCCSKSARGEN	Cotabato (North), Sarangani, South Cotabato, Sultan Kudarat, Cotabato City
Caraga	Agusan del Sur, Agusan del Norte, Dinagat Island, Surigao del Norte, Surigao del Sur
Autonomous Region in Muslim Mindanao (ARMM)	Basilan (excluding Isabela City), Lanao del Sur, Maguindanao (excluding Cotabato City), Sulu, Tawi-Tawi

Sample Size and Allocation

The primary consideration in the determination of sample size for the survey was its manageability at the optimum level of estimated budget without compromising the reliability and accuracy of survey results and the timeliness of retrieval of accomplished questionnaires from respondents.

All establishments with TE of 20 or more were taken on a 100 percent basis and comprised the certainty strata, while establishments with TE of less than 20 were taken on sampling basis and comprised the non-certainty strata of TE of 1 to 9, and TE of 10 to 19.

This means that all formal sector establishments with 20 or more employees were all included as sample establishments.

Furthermore, there are some industries which were taken on a 100% basis or take-all. These are industries with relatively small number of establishments, emerging industries and those with special need for data monitoring. Likewise, all establishments engaged in industries under Section B (Mining and Quarrying) and Section D (Electricity, Gas, Steam and Air Conditioning Supply) were also taken as samples.

For each region, the formal sector establishments with less than 20 employees were grouped according to the same 5-digit industry code and within the same TE size group, which are TE of 1 to 9, and TE of 10 to 19. For each group, called stratum, sample establishments were selected to represent the other establishments belonging to the same stratum.

Table 7. List of Certainty Industries

2009 PSIC	Industry Description
B05100	Mining of hard coal
B05200	Mining of lignite
B06100	Extraction of crude petroleum
B06200	Extraction of natural gas
B07100	Mining of iron ores
B07210	Mining of uranium and thorium ores
B07221	Gold ore mining
B07222	Silver ore mining
B07291	Copper ore mining
B07292	Chromite ore mining
B07293	Manganese ore mining
B07294	Nickel ore mining
B07299	Mining of other non-ferrous metal ores, n.e.c.
B08101	Marble quarrying
B08102	Limestone quarrying
B08103	Stone quarrying, except limestone and marble
B08104	Clay quarrying
B08105	Sand and gravel quarrying

2009 PSIC	Industry Description
B08106	Silica sand and silica stone quarrying
B08109	Stone quarrying, clay and sand pits, n.e.c.
B08911	Baryte mining
B08912	Guano gathering
B08913	Pyrite mining
B08914	Rock phosphate mining
B08915	Sulphur mining
B08919	Other chemical and fertilizer mineral mining
B08920	Extraction of peat
B08930	Extraction of salt
B08990	Other mining and quarrying, n.e.c.
B09101	Oil and gas extraction activities on a fee or contract basis
B09102	Oil and gas extraction activities not performed on a fee or contract basis
B09900	Support activities for other mining and quarrying
C19200	Manufacture of refined petroleum products
C19900	Manufacture of other fuel products
C23940	Manufacture of cement
C26110	Manufacture of electronic valves and tubes
C26120	Manufacture of semi-conductor devices and other electronic components
C26200	Manufacture of computers and peripheral equipment and accessories
C26300	Manufacture of communication equipment
C26400	Manufacture of consumer electronics
C26800	Manufacture of magnetic and optical media
D35100	Electric power generation, transmission and distribution
D35200	Manufacture of gas; distribution of gaseous fuels through mains
D35300	Steam, air conditioning supply and production of ice
G46522	Wholesale of semi-conductor devices
G46523	Wholesale of micro-chips and integrated circuits

2009 PSIC	Industry Description
G46524	Wholesale of printed circuits
G46525	Wholesale of radio and television including parts and accessories
G46527	Wholesale of blank audio and video tapes and diskettes, magnetic and optical disks (cds, dvds)
J58110	Book publishing
J58120	Publishing of directories and mailing lists
J58130	Publishing of newspapers, journals and periodicals
J58190	Other publishing activities
J58200	Software publishing
J59110	Motion picture, video and television programme activities
J59120	Motion picture, video and television programme post-production activities
J59130	Motion picture, video and television programme distribution activities
J59140	Motion picture projection activities
J59201	Sound recording activities
J59202	Publishing of music
J60102	Radio program production
J60103	Radio broadcasting activities over the internet (internet radio stations)
J60201	Television broadcasting and relay stations and studios including closed circuit television services
J60202	Television program production
J60203	Television broadcasting activities over the internet (internet television stations)
J61101	Wired (landline) services
J61102	Wired internet access service activities (e.g. dsl, leased line, dial-up)
J61103	Telegraph, facsimile/telefax, and telex services
J61109	Other wired telecommunications activities, including pay telephone
J61201	Wireless landline services
J61202	Mobile telecommunications services
J61203	Wireless internet access services (e.g. internet service provider, broadband)

2009 PSIC	Industry Description
J61209	Other wireless telecommunication services, n.e.c.
J61901	Telephone access in facilities open to the public service activities
J61909	Other telecommunications service activities, n.e.c.
J62020	Computer consultancy and computer facilities management activities
J63111	Data processing
J63112	Website hosting services
J63113	Application hosting services
J63120	Web portals
J63910	News agency activities
J63990	Other information service activities, n.e.c.
N78103	On-line employment placement agencies
N82211	Customer relationship management activities
N82219	Other call centers activities (voice), n.e.c.
N82221	Finance and accounting activities
N82222	Human resources and training activities
N82223	Administrative support activities
N82224	Document processes activities
N82225	Payroll maintenance and other transaction processing activities
N82226	Medical transcription activities
N82227	Legal services activities
N82228	Supply chain management activities
N82229	Other non-voice related activities, n.e.c.
N82291	Engineering outsourcing activities
N82292	Product development activities
N82293	Publishing outsourcing activities
N82294	Research and analysis activities
N82295	Intellectual property research and documentation activities
N82296	Security outsourcing activities
N82299	Other back office operations activities, n.e.c

Response Rate

The 2018 CPBI was conducted using a sample size of 60,683 establishments out of the total sampling frame units of 334,522 establishments which were engaged in economic activities classified under the 18 industry sections.

Completed questionnaires/reports from 53,527 responding establishments or 88.2 percent of the total 60,683 samples were the sources of data used in the estimation for the 2018 CPBI major data items. (Table 8)

Table 8. 2018 CPBI Number of Samples and Response Rate by Industry Section

Section	Sample	Responding	Response Rate (%)
Total	60,683	53,527	88.2
A	1,793	1,620	90.4
B	311	255	82.0
C	9,224	7,910	85.8
D	376	363	96.5
E	562	535	95.2
F	1,638	1,433	87.5
G	15,006	13,413	89.4
H	1,695	1,524	89.9
I	8,448	7,644	90.5
J	2,002	1,628	81.3
K	3,621	3,237	89.4
L	1,089	946	86.9
M	1,783	1,461	81.9
N	3,953	3,184	80.5
P	5,299	4,898	92.4
Q	1,869	1,715	91.8
R	885	784	88.6
S	1,129	977	86.5

The non-responding establishments include:

- those which did not submit their accomplished questionnaires;
- those who submitted their questionnaires but there are no entries in all major data items; or
- those who submitted the questionnaires but with remarks as closed, stopped operation, or temporarily stopped operation prior or during the reference year.

Estimation Procedures

The estimate of the total of a characteristic (\hat{X}_s) for the non-certainty employment stratum TE 1 to 9 or TE 10 to 19 in the s^{th} industry domain is

$$\hat{X}_s = \sum_{j=1}^{n_s} W_{sj} x_{sj}$$

where:

s = denotes the non-certainty employment strata in TE of less than 20

x_{sj} = value of the j^{th} establishment in the non-certainty employment stratum TE 1-9 or TE 10-19 in the s^{th} industry domain

j = 1, 2, 3, ..., n_s establishments

W_{sj} = weight of the j^{th} establishment in the non-certainty employment stratum TE 1-9 or TE 10-19 in the s^{th} industry domain

Sampling weight is computed as:

$$W_{sj} = \frac{N_s}{n_s}$$

where N_s = total number of establishments in the s_{th} industry

n_s = total number of sample establishments in the s_{th} industry

W_{sj} = weight of the j_{th} establishments in the s_{th} industry

Thus, if $n_s = N_s$ (Take all) , then $W_{sj} = 1$ (weights for certainty stratum)

Weight Adjustments

To account for non-response, the adjustment factor (n_s/n'_s) was multiplied to the sampling weight to compute for the adjusted weights W'_{sj} ;

$$W'_{sj} = \frac{N_s}{n_s} \frac{n_s}{n'_s} = \frac{N_s}{n'_s}$$

where n'_s = number of responding establishments in the s_{th} industry

W'_{sj} = adjusted weight to account for non-response in the s_{th} industry

To account for stratum jumpers, sampling weights were further adjusted to conform with the reclassified industry class and employment structure after data collection.

Sampling weight was recomputed based on post-stratification after data collection:

$$PW_{sj} = \frac{PN_s}{pn_s}$$

where PN_s = post-stratification total number of establishments in the s_{th} industry

pn_s = post-stratification total number of sample establishments in the s_{th} Industry

PW_{sj} = post-stratification weight of the j_{th} establishments in the s_{th} industry

To account for unit non-response after post-stratification, the adjustment factor (pn_s/pn'_s) is multiplied to the sampling weight to compute for the adjusted weighs PW'_{sj} :

$$PW'_{sj} = \frac{PN_s}{pn_s} \frac{pn_s}{pn'_s} = \frac{PN_s}{pn'_s}$$

where pn'_s = number of responding establishments in the s_{th} industry

PW'_{sj} = adjusted weight to account for non-response in the s_{th} industry

The estimate of the total characteristic in the s_{th} industry is:

$$\hat{X}_s = \sum_{j=1}^{pn'_s} PW'_{sj} x_{sj}$$

where pn'_s = number of responding establishments in the s_{th} industry

x_{sj} = value of the j_{th} establishments in s_{th} industry

j = 1,2,3,..... pn'_s responding establishments

PW'_{sj} = adjusted weight of the j_{th} establishment in s_{th} industry

The Questionnaires

There were seven types of questionnaires used in the 2018 CPBI to capture the data from the establishments.

The clearance number as shown in Table 9 and expiry date (31 March 2020) are located on the upper righthand corner of the cover page of each questionnaire.

Table 9. List of Questionnaires for the 2018 CPBI

Form Type	Form Title	Spot Color	Clearance Number	2009 PSIC Section
CPBI Form 1	Agriculture, Forestry and Fishing	green	PSA-1907-01	A
CPBI Form 2	Mining and Quarrying; Manufacturing	yellow	PSA-1907-02	B, C
CPBI Form 3	Electricity, Gas, Steam and Air-conditioning Supply; and Water Supply; Sewerage, Waste Management and Remediation Activities	turquoise	PSA-1907-03	D, E
CPBI Form 4	Construction	orange	PSA-1907-04	F
CPBI Form 5	Wholesale and Retail Trade; Repair of Motor Vehicles and Motorcycles	red	PSA-1907-05	G
CPBI Form 6	Financial and Insurance Activities	silver gray	PSA-1907-06	K
CPBI Form 7	Business and Services	blue	PSA-1907-07	H, I, J, L, M, N, P, Q, R, S

An online questionnaire was also made available at the PSA website: <https://cpbi.psa.gov.ph>.

The Data Items

The main data items in the 2018 CPBI questionnaires are listed in Table 10.

Table 10. List of Data Items in the 2018 CPBI Questionnaires

ITEM NO.	DESCRIPTION
(Cover Page)	Name and Address of the Establishment and Its Reporting Unit, if any
	Control Panel for Establishment Characteristics <i>(For PSA Use Only)</i>
1	Business and Registered Name, Business Tax Identification Number (TIN) and Address, Company Website and Social Media Account
2	Economic Activity or Business in 2018
3	Year Started Operation
4	Legal Organization in 2018
5	Economic Organization in 2018
6	Capital Participation as of 31 December 2018
7	Employment as of 15 November 2018
8	Workers on Sub-Contract Agreement or Under Manpower Agencies/Contractors as of 15 November 2018
9	R&D Personnel as of 15 November 2018
10	Number of Production/Construction Workers as of 15 November 2018 (For CPBI Forms 2, 3 and 4)
11	Total Hours Worked by Production/Construction Workers in 2018 (For CPBI Forms 2, 3 and 4)
12	Revenue in 2018
13	Subsidies Received from the Government in 2018
14	Expense in 2018
15	Sales from E-commerce Transactions in 2018
16	Capital Expenditures, Sale and Book Value of Tangible Fixed Assets, including Losses and Damages in 2018
17	Capital Expenditures for All Tangible Fixed Assets by Mode of Acquisition in 2018
18	Capital Expenditures and Book Value for Intangible Assets in 2018
19	Total Assets as of 31 December 2018

ITEM NO.	DESCRIPTION
20	Average Capacity Utilization Rate of the Establishment in 2018 (For CPBI Form 2 and 3)
21	Inventories in 2018
22	Branches, Divisions and Plants Owned and Controlled (for Main Office)

Limitations of Data

The results of the 2018 CPBI are estimates representing the frame population covering establishments included in the formal sector category as listed in the PSA's 2018 List of Establishments.

Section 4 of Commonwealth Act No. 591 requires that the data of individual business firms be kept confidential. To avoid disclosure of information of individual establishment, statistical tables do not provide information for any industry group or sub-class wherein the number of establishments is less than three. Figures relating to such industries were either suppressed or combined with those of other related industries in accordance with the guidelines on statistical disclosure control of data for establishments' survey.

Concepts and Definitions

Business/Trade name refers to the name used to identify a commercial product or service, under which a business firm operates. It distinguishes one establishment's/enterprise's products and services from those of its competitors and helps to establish its identity in the marketplace. A business/trade name can be different from the legal name the business has been registered as, for corporate status. This could be the name registered with the DTI, SEC or the name used in securing business permit.

Registered name refers to the name of the establishments/enterprise as registered with the Securities and Exchange Commission (SEC), Department of Trade and Industry (DTI) and Cooperative Development Authority (CDA). Registered name is the one used for taxation purposes and legal matters. Registered name usually links establishments within the same enterprise.

Address refers to the actual physical location of the establishment/enterprise. It should contain the number and street name, building name, floor and room number, barangay, city/municipality and the province.

A **website** is a collection of related web pages containing images, videos or other digital assets. A website is hosted on at least one web server, accessible via a network such as the

internet or a private local area network through an Internet address known as a Uniform Resource Locator. All publicly accessible websites collectively constitute the World Wide Web. Web pages are accessed and transported with the Hypertext Transfer Protocol (HTTP), which may optionally employ encryption (HTTP Secure, HTTPS) to provide security and privacy for the user of the web page content. The user's application, often a web browser, renders the page content according to its HTML markup instructions onto a display terminal. One example of a website is <http://www.census.gov.ph>.

Main activity refers to the activity that contributes the biggest or major portion of the gross income or revenue of the establishment/enterprise.

Secondary/Other Activities refer to activities carried out by the establishment/enterprise in addition to the main activity and in which the output, like that of the main activity, must be suitable for delivery outside the establishment/enterprise.

Ancillary Activities refer to activities that exist to support the main productive activities of this establishment by providing non-durable goods or services entirely or primarily for the use of the establishment.

Capital participation refers to the claims of foreign and/or local investors against capital/equity.

Total Employment refers to the total number of persons who work in or for the enterprise as of November 15, 2018. This includes paid employees, working owners, unpaid workers and all employees who work full-time or part-time including seasonal workers. Included also are persons on short term leave such as those on sick, vacation or annual leaves and on strike. **Excluded** from the count of total employment are consultants, home workers, workers receiving pure commission only, workers on indefinite leave, silent or inactive partners and members of cooperative who are not involved in the operation of the cooperative.

Paid employees are all full-time and part-time employees working in or for the establishment/enterprise and receiving regular pay, as well as those working away from the establishment/enterprise and paid by and under the control of the establishment/ enterprise.

Unpaid workers are working owners who do not receive regular pay, apprentices and learners without regular pay, and persons working for at least 1/3 of the working time normal to the establishment/enterprise without regular pay.

Workers on sub-contract agreement or under manpower agencies/contractors are workers employed by the contractors to perform or complete a job, work or service within the premise of this establishment pursuant to a service agreement. These are workers who are not in the payroll of this establishment.

Research and Development (R&D) refers to creative work undertaken as a systematic basis in order to increase the stock of knowledge, including knowledge of man, culture and society, and the use of this stock of knowledge to devise new applications.

R&D personnel are all persons employed directly on R&D as well as those providing direct services such as R&D Managers, administrators and clerical staff. R&D personnel are classified into three categories: researchers, technicians and auxiliary personnel.

Production/construction workers are workers directly engaged in the production/construction process, including working foreman.

Number of hours worked by production/ construction workers refers to the number of hours actually spent by production/construction workers at work, including waiting time and overtime for the whole year of 2018.

Total Income or revenue refers to cash received and receivables for goods sold and services rendered.

Sales to domestic market, for sectors agriculture, forestry and fishing; mining and quarrying; and manufacturing, refer to the products/by-products of the establishment sold to another establishment including, producer, wholesaler and retailer, of a different enterprise. However, for wholesale and retail trade, these refer to the goods sold locally.

Interplant transfers refer to the shipment of products produced to other establishments belonging to the same enterprise as the establishment. These should be valued as though sold.

Direct exports refer to the products produced and shipped, as well as goods sold, directly outside the country by the establishment.

Sales to exporters refers to the products/by-products/goods sold locally to exporters by the establishment.

Sale of goods refers to the income from goods sold in the same condition as purchased.

Net income earned from construction activities abroad refers to the value, cash and receivables of construction activities abroad less total cost incurred.

Net insurance premiums earned are the gross earned premiums on insurance contract less the reinsurers' share of gross earned premiums on insurance contracts.

Contract and commission work done for others refer to the income from outsourcing activities done on materials owned and controlled by another establishment.

The term “**outsourcing**” or production has been used to refer to a situation where the principal production unit (the principal) contracts another production unit (the contractor) to carry out specific functions constituting the whole or a part of the principal's activity in producing a good or a service.

Income from products sold for a construction establishment, is an income from products manufactured and sold, e.g. pre-fabricated products, hollow blocks, etc.

Royalty income is an income received for trademarks, copyrights, patents or secrecy and concessions.

Trademarks are images, logos or other graphical materials associated with a brand and which, if registered as such, may not be reproduced or copied without the permission of the trademark holder.

Copyright is the exclusive right to reproduce articles, books, photographs, films or other representative material usually held by the author or publisher of a work.

Patent is the legal recognition of an invention, which also grants sole right of manufacture and sale for commercial purposes to the patent holder.

Concession is the term that describes a business trading under a contract from a concession stand or area within the premises of another business, or host. A concession is principally a tenant, and the hold is its landlord. Concessions are usually given a degree of exclusivity by its host to allow it the right to retail certain product ranges. Concessions operate under their own branding and heads of terms are negotiated and agreed prior to a solicitor drafting either a license or lease which describes the principal terms under which the parties will operate.

Franchise income refers to income received for license to make, distribute or sell a product or service.

Subsidies refer to special grants received from the government in the form of financial assistance or tax exemption or tax privilege to aid and develop an industry.

Total expense refers to the cost incurred in an enterprise's efforts to generate revenue, representing the cost of doing business. Excludes cost incurred in acquisition of income generating assets.

Total compensation is the sum of gross salaries and wages and total employers to SSS/GSIS, Employees Compensation Commission, PhilHealth, PAG-IBIG, etc.

Gross salaries and wages refer to payments in cash or in-kind prior to any deductions for employee's contributions to SSS/GSIS, withholding tax, etc.

Taxes on Products are taxes paid on products by producer or by the purchaser of the product. Examples are: import tax, export tax, excise tax, value-added tax, sales tax, gross receipts tax, etc.

Export tax consists of taxes on goods or services that become payable when the goods leave the economic territory or when the services are delivered to non-residents; they include export duties, profits of export monopolies and taxes resulting from multiple exchange rates.

Excise tax or excise duties are taxes levied on specific kinds of good, typically alcoholic beverages, tobacco and fuels; they may be payable in addition to import duties when the goods enter the economic territory.

Other taxes on production are taxes paid by the producer due to production excluding income tax. Examples are: business licenses, real estate tax, road tax, environmental tax, etc.

Environmental tax consists of taxes levied on the emission or discharged into the environment of noxious gases, liquids or other harmful substances.

Contract and commission work done by others is the amount spent for production/service outsourced to other establishment.

Goods purchased for resale is the acquisition cost of goods purchased for resale without transformation or processing.

Interest expense is the amount paid for loans obtained from banks and other financial institutions.

Payouts are the amount expended as prize in gambling and betting operations.

Research and development (R&D) is the amount spent on any systematic, scientific and creative work undertaken to increase the stock of knowledge and the use of this knowledge to create new or improved products, processes, services, and other applications.

Environmental protection expense is the amount spent for the prevention, reduction and elimination of pollution as well as any degradation of the environment such as environmental protection services like wastewater treatment, reforestation, etc.

Royalty fee is an expense for trademarks, patents or secrecy and concessions.

Franchise fee is an expense made for license to make, distribute or sell a product or service.

E-commerce refers to the selling of products or services over electronic systems such as the Internet Protocol-based networks and other computer networks, Electronic Data Interchange (EDI) network, or other on-line system. Excluded are orders received from telephone, facsimile and e-mails.

Tangible Fixed Assets refer to physical assets acquired and for use of the establishment/enterprise and expected to have a productive life of more than one year. Examples are land, buildings, transport equipment, ICT and other machinery and equipment, valuables and other tangible fixed assets.

Capital expenditures for tangible fixed assets refer to the full value of tangible fixed assets acquired in 2018 whether or not full payments have been made.

Sale of tangible fixed assets refer to the actual amount received/realized (not book value) from the sale of tangible fixed assets during the year including the value of tangible fixed assets transferred to the other establishments of the same enterprise.

Losses and damages refer to the decrease in the book value of tangible fixed assets due to theft, major catastrophe, and other accidental destructions.

Book value refers to the initial or acquisition cost of tangible fixed assets less accumulated depreciation charges.

New tangible fixed assets refer to brand new tangible fixed assets acquired during the year, including directly/newly imported tangible fixed assets.

Directly/newly imported tangible fixed assets are considered new whether or not they were used before they were imported.

Major alterations and improvements on tangible fixed assets are done to increase the performance or capacity of existing tangible fixed assets or to significantly extend their previous expected service lives.

Use tangible fixed assets refer to those that have been previously used within the country.

Tangible fixed assets produced on own account refer to the physical assets produced by the establishment for its own use. It should be valued as the cost of all work put in place including overhead cost.

Total assets are resources including land owned and/or controlled by the establishment as a result of past transactions and events from which future economic benefits are expected to flow to the establishment.

Inventories refer to stocks of goods owned by or under the control of the establishment as of a fixed date, regardless of where the stocks are located.

Purchaser Price is the amount paid by the purchaser, excluding any deductible VAT or similar deductible tax, in order to take delivery of a unit of a good or service at the time and place required by the purchaser. The purchaser's price of a good includes any transport charges paid separately by the purchaser to take delivery at a required time and place.

Producer Price is the amount receivable by the producer from the purchaser for a unit of good or service produced as output minus any VAT, or similar deductible tax, invoiced to the purchaser. It excludes any transport charges invoiced separately by the producer.

Replacement cost is the cost of an item in terms of its present price rather than its original price.

Materials and supplies are materials and supplies intended for use as intermediate inputs.

Finished products refer to the value of products produced/manufactured by the establishment that are ready for sale/shipment.

Work-in-progress, for agriculture forestry and fishing, refers to the value of products of the establishment that have not yet reached the final desired state and are not ready for sale/shipment; while for manufacturing, it refers to the value of all materials which have been partially processed by the establishment but which are not usually sold or turned over to other establishments without further processing.

Construction-in-progress refers to portion of construction projects and/or installation works in the country that are not yet completed during the year and are not yet ready to be handed over to the contractee.

Publication Volumes

The following are the 2018 CPBI publication volumes.

Table 11. 2018 CPBI Publication Volumes

Section	Industry	Volume Number
A	Agriculture, Forestry and Fishing	Volume I
B	Mining and Quarrying	Volume II
C	Manufacturing	Volume III
D	Electricity, Gas, Steam and Airconditioning Supply	Volume IV
E	Water Supply; Sewerage, Waste Management and Remediation Activities	Volume V
F	Construction	Volume VI
G	Wholesale and Retail Trade; Repair of Motor Vehicles and Motorcycles	Volume VII
H	Transportation and Storage	Volume VIII
I	Accommodation and Food Service Activities	Volume IX

Section	Industry	Volume Number
J	Information and Communication	Volume X
K	Financial and Insurance Activities	Volume XI
L	Real Estate Activities	Volume XII
M	Professional, Scientific and Technical Activities	Volume XIII
N	Administrative and Support Service Activities	Volume XIV
P	Education	Volume XV
Q	Human Health and Social Work Activities	Volume XVI
R	Arts, Entertainment and Recreation	Volume XVII
S	Other Service Activities	Volume XVIII

Symbols and Abbreviations Used in Statistical Tables

- s suppressed data to avoid disclosure of individual establishment's data
- } combined data of two or more industries or regions
- zero values
- n.e.c not elsewhere classified

SECTION S – OTHER SERVICE ACTIVITIES

Other Service Activities includes the activities of membership organizations, the repair of computers and personal and household goods and a variety of personal service activities not covered elsewhere in the classification of the 2009 Philippine Standard Industrial Classification (2009 PSIC).

Section S is comprised of the following seven (7) industry groups:

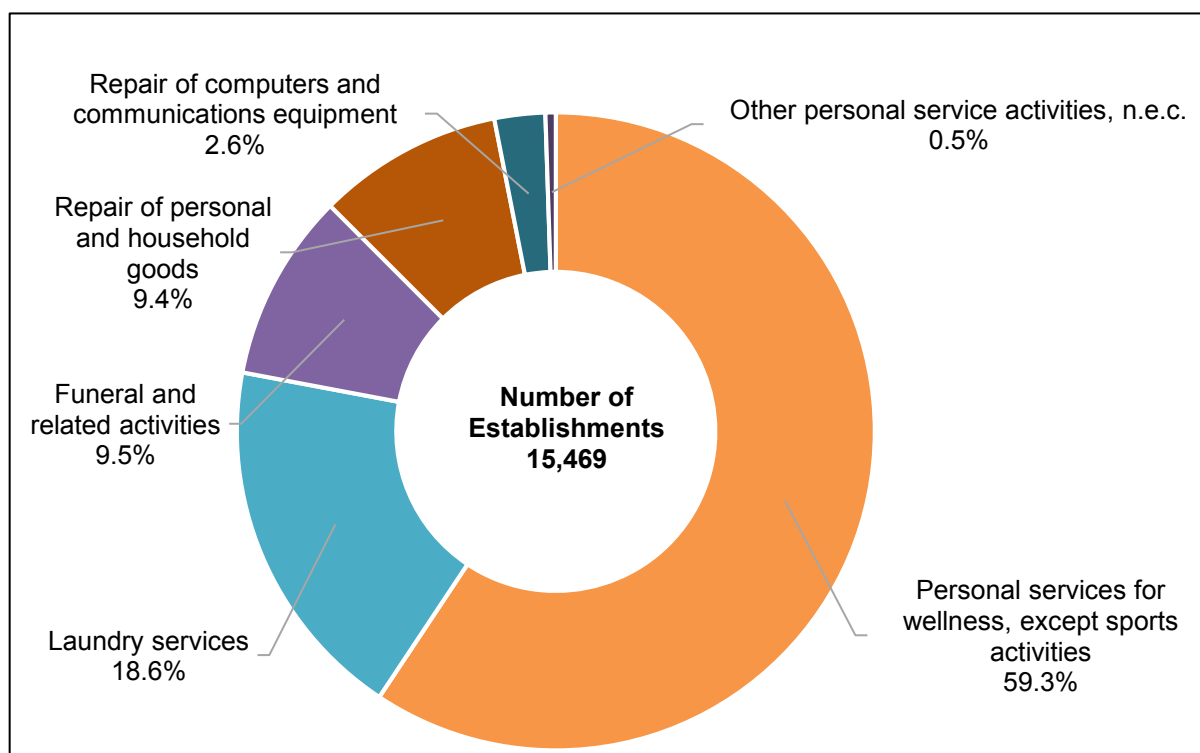
1. **Repair of computers and communications equipment (S951)** includes the repair and maintenance of computers and peripheral equipment and communications equipment
2. **Repair of personal and household goods (S952)** includes the repair and servicing of personal and household goods
3. **Personal services for wellness, except sports activities (S961)** includes activities providing services for wellness such as hairdressing and beauty treatment, activities of spa, steam bath, sauna, solarium, reducing and slendering saloon, massage saloon and turkish bath
4. **Laundry services (S962)** includes washing and (dry-) cleaning of textile and fur products
5. **Funeral and related activities (S963)** includes burial and incineration of human or animal corpses and related activities, rental or sale of graves and maintenance of graves and mausoleums
6. **Domestic services (S964)** includes maids, drivers, cooks, houseboys, gardeners, including governesses, tutors and personal secretaries, etc. employed in private households
7. **Other personal service activities, n.e.c. (S969)** includes social activities such as escort services, dating services, services of marriage bureau; pet care services such as boarding, grooming, sitting and training pets; astrological and spiritualists' activities; genealogical organizations; shoe shiners, porters, valet car parkers etc., and concession operation of coin-operated personal service machines (photo booths, weighing machines, machines for checking blood pressure, coin-operated lockers, etc.)

Brief Analysis

Establishments engaged in personal services for wellness, except sports activities accounted for more than half of the total number of establishments in the Other Services Activities

Establishments engaged in other service activities totaled 15,469. More than half of it were those engaged in personal services for wellness, except sports activities accounting for 9,178 establishments (59.3%). Establishments engaged in laundry services came next with 2,881 establishments (18.6%); followed by those engaged in funeral and related services, and repair of personal and household goods with 1,475 establishments (9.5%), and 1,455 establishments (9.4%), respectively. (Figure 1)

Figure 1 Percent Distribution of Other Service Activities Establishments:
Philippines, 2018 CPBI



*** percentage shares may not sum to 100% due to rounding off**

By region, National Capital Region (NCR) hosted the largest number of establishments engaged in other service activities with 2,393 establishments or 15.5 percent of the total number of establishments. Those located in Central Visayas followed with 1,602 establishments (10.4%). Ranked third were those in CALABARZON with 1,206 establishments (7.8%).

The total number of establishments increased by 54.1 percent from 2012 to 2018. (Table A)

Other service activities employed about 98 thousand employees in 2018

Establishments in other service activities employed a total of 98,447 employees. Of the total, 95.0 percent (93,522 employees) were paid employees, while the remaining were unpaid workers and working owners. (Table 1)

Establishments engaged in personal services for wellness, except sports activities topped in terms of number of employees hired in 2018 with 65,953 employees or 67.0 percent of the total employment. Those engaged in laundry services distantly followed with 10,750 employees (10.9%). Those engaged in repair of personal and household goods with 9,621 employees (9.8%), and funeral and related activities with 9,307 employees (9.5%) followed. (Figure 2)

Region-wise, establishments in NCR employed almost twenty-five percent of the total workforce with 24,448 employees (24.8%). Second highest were those located in Central Visayas with 10,367 employees (10.5%). Ranked third were those establishments in CALABARZON with 9,396 employees (9.5%).

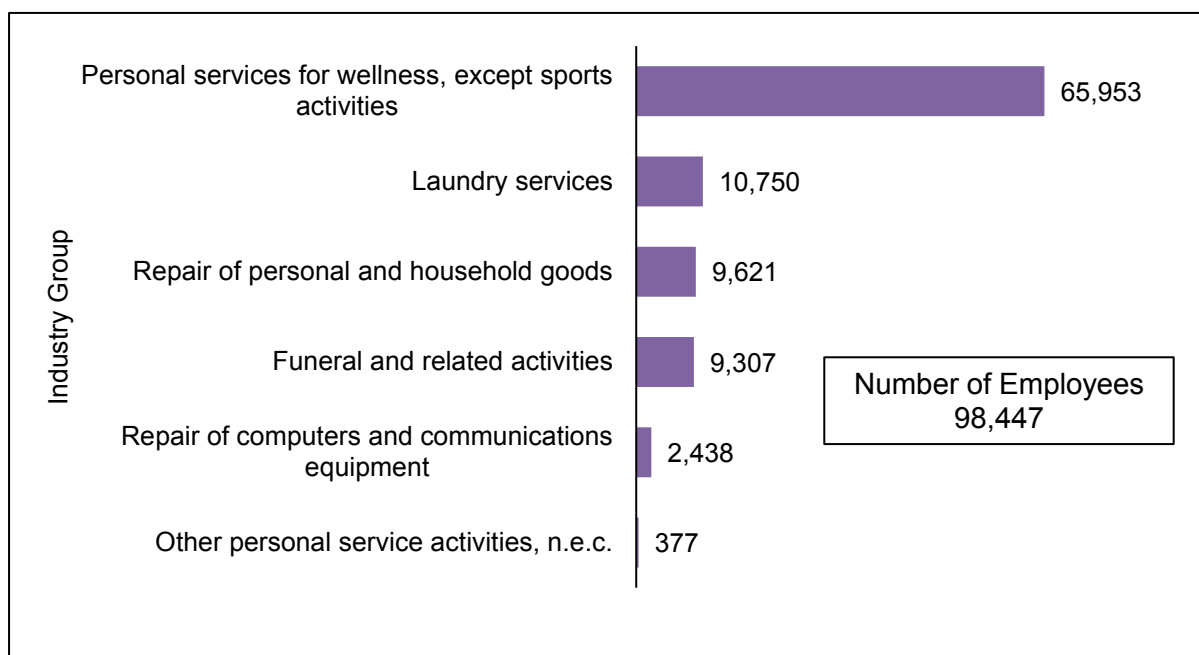
For other Service Activities Establishments, the average employment per establishment in 2018 was seven

The computed average employment per establishment for the industry section was 7 employees. The only industry group that surpassed the average was personal services for wellness, except sports activities with 8 employees per establishment. (Table B)

The average employment per establishment in NCR and CALABARZON were above the computed national average ratio, having an average of 11 employees, and 8 employees per establishment, respectively. (Table C)

The number of employees in 2018 decreased by -13.2 percent, compared to the 2012 report. (Table A)

Figure 2 Employment Distribution for Other Service Activities Establishments:
Philippines, 2018 CPBI



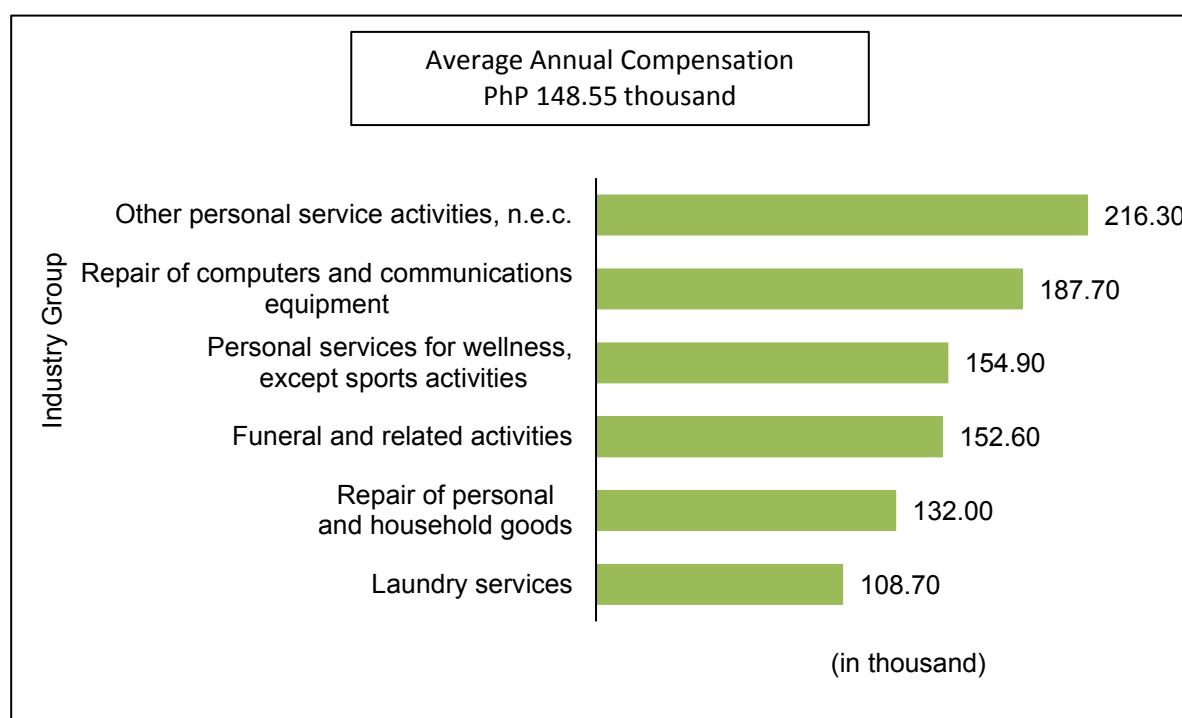
In addition, establishments engaged in this section also hired 5,125 workers on a sub-contract agreement or under manpower agencies/contractors. The biggest number of subcontracted workers (3,367 or 65.7%) was reported by establishments engaged in personal services for wellness, except sports activities. (Table 1)

Other service activities section paid a total compensation of 13.89 billion pesos in 2018

Establishments engaged in personal services for wellness, except sports activities paid the highest compensation amounting to PhP 9.75 billion or 70.2 percent of the total compensation. The following industry groups also paid more than one billion for compensation: funeral and related activities, PhP 1.33 billion (9.6%); repair of personal and household goods, PhP 1.20 billion (8.6%); and laundry services, PhP 1.10 billion (7.9%). (Table 1)

Establishments engaged in other personal service activities, n.e.c. had the highest average annual compensation per paid employee amounting to PhP 216.27 thousand, while the least average annual compensation was paid by establishments engaged in laundry services in the amount of PhP 108.73 thousand. (Table 1, and Figure 3)

Figure 3 Average Annual Compensation per Paid Employees for Other Service Activities Establishments: Philippines, 2018 CPBI



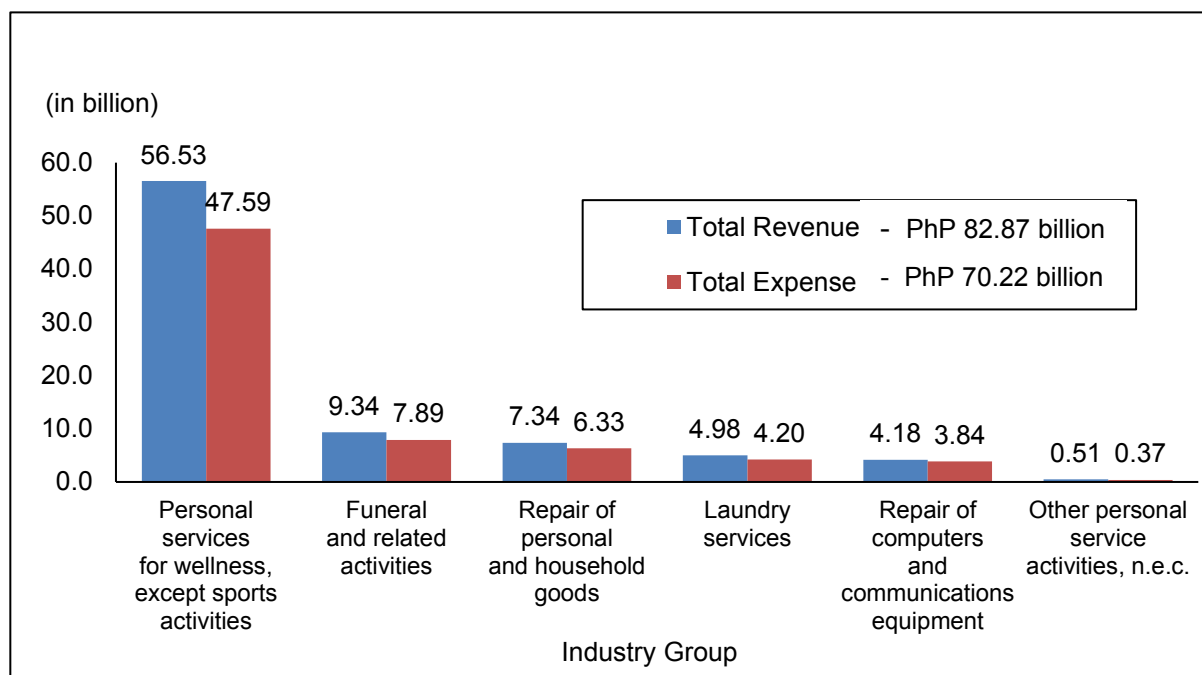
At the regional level, the following regions spent more than one million pesos in total compensation: NCR, PhP 4.31 billion (31.0%); Western Visayas, PhP 3.56 billion (25.6%); and CALABARZON, PhP 1.06 billion (7.6%). (Table 1)

Personal services for wellness, except sports activities had the biggest share in revenue and expense

A total of PhP 82.87 billion worth of revenue gained by the industry section in 2018, while expenses incurred worth PhP 70.21 billion. (Table 1)

Personal services for wellness, except sports activities establishments had the biggest share in both revenue, and expense amounting to PhP 56.53 billion (68.2%), and PhP 47.59 billion (67.8%), respectively. (Figure 4)

Figure 4 Total Revenue and Expense for Other Service Activities Establishments:
Philippine, 2018 CPBI



Revenue-expense ratio stood at 1.18

The revenue generated per peso expense was estimated at 1.18. This means that a corresponding income of PhP 1.18 was generated for every peso spent.

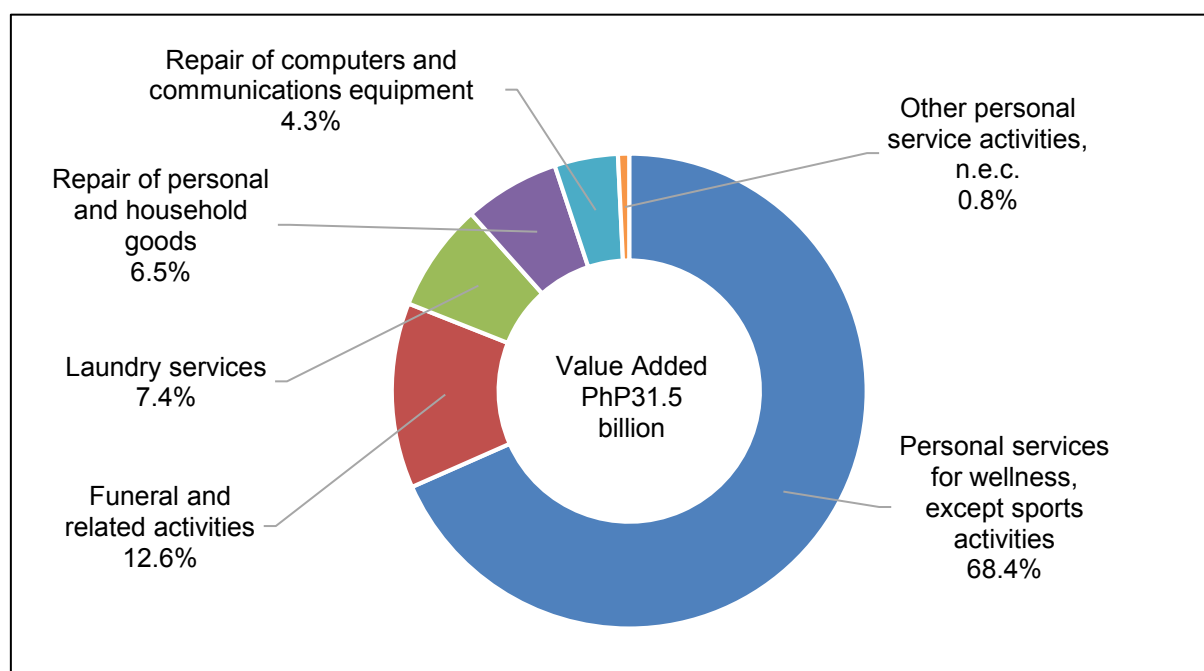
The following industry groups surpassed the estimated revenue-expense ratio at the national level: other personal service activities, n.e.c., PhP 1.35; personal services for wellness, except sports activities, PhP 1.19; and laundry services, PhP 1.19. (Table B)

Value added amounted to 31.52 billion pesos

Establishments engaged in personal services for wellness, except sports activities produced the highest value added of PhP 21.56 billion or 68.4 percent of the total value added. Other industries produced less than five billion pesos value added. (Table 1)

Total value added produced by the industry was estimated at PhP 31.52 billion.

FIGURE 5 Value Added for Other Service Activities Establishments:
Philippines, 2018 CPBI



Other service activities' value added per employee was 320.22 thousand pesos per worker

The computed value added per worker (*Labor Productivity*) for the industry section was at PhP 320.22 thousand.

Four among out of six industry groups exceeded the calculated value added per employee. These were other personal service activities, n.e.c., PhP 636.97 thousand per worker; repair of computers and communications, PhP 558.23 thousand per worker; funeral and related activities, PhP 427.49 thousand per worker; and personal services for wellness, except sports activities, PhP 326.88 thousand per worker. (Table B)

Total gross additions to tangible fixed assets in 2018

Other service activities' gross addition in 2018 reached PhP 2.61 billion. Top three industry groups with more than 25 percent share in gross additions were the following: (Table 1)

- Funeral and related activities, PhP 910.38 million (34.8%)
- Laundry services, PhP 825.17 million (31.6%) and
- Personal services for wellness, except sports activities, PhP 680.78 million (26.1%)

Other service activities reports positive change in inventories

In 2018, the total change in inventories reported by other service activities section amounted to PhP 200.50 million. The biggest change in inventories was reported by repair of personal and household goods with PhP 434.19 million, while, repair of computers and communications equipment industry group reported a negative change in inventories equal to PhP -412.18 million. (Table 1)

Repair of personal and household goods' e-commerce transactions

Only repair of personal and household goods industry group had an e-commerce transaction in 2018 with a total of PhP 5.63 million. (Table 1)

TABLE A Comparative Statistics for Other Service Activities Establishments by Industry Group: Philippines, 2018 and 2012 CPBI*(Values are in thousand PhP, except for number of establishments and employment.)*

2009 PSIC Code	Industry Description	Number of Establishments			Total Employment		
		2018	2012	Growth Rate (%)	2018	2012	Growth Rate (%)
S	Other Service Activities	15,469	10,041	54.1	98,447	113,389	-13.2
S951	Repair of computers and communications equipment	398	346	15.0	2,438	4,208	-42.1
S952	Repair of personal and household goods	1,455	1,139	27.7	9,621	7,420	29.7
S961	Personal services for wellness, except sports activities	9,178	5,778	58.8	65,953	83,682	-21.2
S962	Laundry services	2,881	1,399	105.9	10,750	9,362	14.8
S963	Funeral and related activities	1,475	1,343	9.8	9,307	8,440	10.3
S969	Other personal service activities, n.e.c.	81	36	125.0	377	277	36.1

2009 PSIC Code	Industry Description	Paid Employee			Total Revenue		
		2018	2012	Growth Rate (%)	2018	2012	Growth Rate (%)
S	Other Service Activities	93,522	106,248	-12.0	82,874,502	47,330,570	75.1
S951	Repair of computers and communications equipment	2,329	3,981	-41.5	4,181,201	5,514,431	-24.2
S952	Repair of personal and household goods	9,062	7,004	29.4	7,340,437	4,189,492	75.2
S961	Personal services for wellness, except sports activities	62,954	78,384	-19.7	56,526,346	29,712,498	90.2
S962	Laundry services	10,085	8,985	12.2	4,979,133	3,455,639	44.1
S963	Funeral and related activities	8,723	7,617	14.5	9,339,814	3,875,422	141.0
S969	Other personal service activities, n.e.c.	370	277	33.6	507,570	583,087	-13.0

2009 PSIC Code	Industry Description	Total Expense			Compensation		
		2018	2012	Growth Rate (%)	2018	2012	Growth Rate (%)
S	Other Service Activities	70,218,263	37,293,701	88.3	13,892,557	10,853,990	28.0
S951	Repair of computers and communications equipment	3,838,139	3,411,032	12.5	437,120	816,374	-46.5
S952	Repair of personal and household goods	6,326,338	3,390,350	86.6	1,195,904	797,641	49.9
S961	Personal services for wellness, except sports activities	47,594,122	23,587,896	101.8	9,751,392	7,181,479	35.8
S962	Laundry services	4,198,229	3,127,926	34.2	1,096,587	1,119,400	-2.0
S963	Funeral and related activities	7,886,610	3,322,716	137.4	1,331,535	807,082	65.0
S969	Other personal service activities, n.e.c.	374,825	453,780	-17.4	80,020	132,013	-39.4

Continued...

TABLE A *Concluded...*

2009 PSIC Code	Industry Description	Other Expense			Value Added		
		2018	2012	Growth Rate (%)	2018	2012	Growth Rate (%)
S	Other Service Activities	56,325,706	26,439,711	113.0	31,524,248	23,471,539	34.3
S951	Repair of computers and communications equipment	3,401,020	2,594,658	31.1	1,360,970	3,079,326	-55.8
S952	Repair of personal and household goods	5,130,433	2,592,709	97.9	2,053,047	1,796,167	14.3
S961	Personal services for wellness, except sports activities	37,842,730	16,406,418	130.7	21,558,523	15,025,105	43.5
S962	Laundry services	3,101,643	2,008,526	54.4	2,332,936	1,643,841	41.9
S963	Funeral and related activities	6,555,076	2,515,634	160.6	3,978,633	1,638,650	142.8
S969	Other personal service activities, n.e.c.	294,805	321,767	-8.4	240,137	288,450	-16.7

2009 PSIC Code	Industry Description	Gross Additions to Tangible Fixed Assets			Change in Inventories		
		2018	2012	Growth Rate (%)	2018	2012	Growth Rate (%)
S	Other Service Activities	2,613,221	1,378,673	89.5	200,501	250,320	-19.9
S951	Repair of computers and communications equipment	37,329	70,697	-47.2	-412,188	124,957	-429.9
S952	Repair of personal and household goods	155,611	34,195	355.1	434,191	-16,508	-2730.2
S961	Personal services for wellness, except sports activities	680,779	884,346	-23	91,585	91,938	-0.4
S962	Laundry services	825,176	44,457	1756.1	4,237	14,944	-71.6
S963	Funeral and related activities	910,376	344,978	163.9	77,686	32,372	140.0
S969	Other personal service activities, n.e.c.	3,949	-	-	4,990	2,617	90.7

2009 PSIC Code	Industry Description	Subsidies			Sales from E-commerce		
		2018	2012	Growth Rate (%)	2018	2012	Growth Rate (%)
S	Other Service Activities	1,294	-	-	5,626	169	3,229.0
S951	Repair of computers and communications equipment	-	-	-	-	169	-100.0
S952	Repair of personal and household goods	240	-	-	5,626	-	-
S961	Personal services for wellness, except sports activities	-	-	-	-	-	-
S962	Laundry services	-	-	-	-	-	-
S963	Funeral and related activities	1,054	-	-	-	-	-
S969	Other personal service activities, n.e.c.	-	-	-	-	-	-

Note: "-" denotes zero value

Source: Philippine Statistics Authority, 2018 & 2012 Census of Philippine Business and Industry

TABLE B Selected Indicators for Other Service Activities Establishments by Industry Group: Philippines, 2018 CPBI

2009 PSIC Code	Industry Description	Employment per Establishment	Revenue per Expense	Labor Productivity (PHP)
		(1)	(2)	(3)
S	Other Service Activities	7	1.18	320,215
S951	Repair of computers and communications equipment	7	1.09	558,232
S952	Repair of personal and household goods	7	1.16	213,392
S961	Personal services for wellness, except sports activities	8	1.19	326,877
S962	Laundry services	4	1.19	217,017
S963	Funeral and related activities	7	1.18	427,488
S969	Other personal service activities, n.e.c.	5	1.35	636,968

Source: Philippine Statistics Authority, 2018 Census of Philippine Business and Industry

TABLE C Selected Indicators for Other Service Activities Establishments by Region:
Philippines, 2018 CPBI

Region	Employment per Establishment	Revenue per Expense	Labor Productivity (PHP)
	(1)	(2)	(3)
PHILIPPINES	7	1.18	320,215
National Capital Region	11	1.09	316,347
Cordillera Administrative Region	5	1.22	219,860
I - Ilocos Region	5	1.87	490,953
II - Cagayan Valley	5	1.30	168,491
III - Central Luzon	6	1.18	201,185
IVA - CALABARZON	8	1.23	293,428
MIMAROPA Region	6	1.09	119,838
V - Bicol Region	6	1.24	246,709
VI - Western Visayas	7	1.21	1,415,692
VII - Central Visayas	7	1.10	158,274
VIII - Eastern Visayas	6	1.22	141,803
IX - Zamboanga Peninsula	5	1.26	177,848
X - Northern Mindanao	7	1.37	273,171
XI - Davao Region	7	1.09	178,824
XII - SOCCSKSARGEN	5	1.18	140,466
XIII - Caraga	5	1.12	141,477
Autonomous Region in Muslim Mindanao	4	1.20	71,258

Source: Philippine Statistics Authority, 2018 Census of Philippine Business and Industry

Statistical Tables

TABLE 1 Summary Statistics for Other Service Activities Establishments by Region and Industry Group: Philippines, 2018

(Values are in thousand PhP, except for number of establishments, employment and workers on sub-contract agreement. Details may not add-up to total due to rounding and/or statistical disclosure control.)

2009 PSIC Code	Region/ Industry Description	Number of Establishments	Employment as of 15 November 2018		Workers on Sub-Contract Agreement as of 15 November 2018	Total Revenue
			Total	Paid Employees		
		(1)	(2)	(3)	(4)	(5)
	PHILIPPINES	15,469	98,447	93,522	5,125	82,874,502
S951	Repair of computers and communications equipment	398	2,438	2,329	96	4,181,201
S952	Repair of personal and household goods	1,455	9,621	9,062	531	7,340,437
S961	Personal services for wellness, except sports activities	9,178	65,953	62,954	3,367	56,526,346
S962	Laundry services	2,881	10,750	10,085	377	4,979,133
S963	Funeral and related activities	1,475	9,307	8,723	747	9,339,814
S969	Other personal service activities, n.e.c.	81	377	370	6	507,570
	National Capital Region	2,393	24,448	23,974	1,734	22,945,360
S951	Repair of computers and communications equipment	39	706	706	-	544,032
S952	Repair of personal and household goods	151	1,995	1,983	191	2,026,996
S961	Personal services for wellness, except sports activities	1,856	19,010	18,627	1,356	16,822,512
S962	Laundry services	226	1,369	1,344	165	1,756,242
S963	Funeral and related activities	113	1,338	1,284	22	1,773,989
S969	Other personal service activities, n.e.c.	7	30	30	-	21,589
	Cordillera Administrative Region	763	3,524	3,128	44	1,724,322
S951	Repair of computers and communications equipment	21	103	103	-	37,380
S952	Repair of personal and household goods	101	362	324	12	194,021
S961	Personal services for wellness, except sports activities	323	2,107	1,912	-	653,174
S962	Laundry services	251	517	393	8	187,390
S963	Funeral and related activities	64	429	389	24	650,139
S969	Other personal service activities, n.e.c.	3	6	6	-	2,219
	I - Ilocos Region	836	3,639	3,467	418	2,928,011
S951	Repair of computers and communications equipment	21	98	77	-	13,651

Continued

TABLE 1 Summary Statistics for Other Service Activities Establishments by Region and Industry Group:
Philippines, 2018 *(continued)*

(Values are in thousand PhP, except for number of establishments, employment and workers on sub-contract agreement. Details may not add-up to total due to rounding and/or statistical disclosure control.)

2009 PSIC Code	Region/ Industry Description	Number of Establishments	Employment as of 15 November 2018		Workers on Sub-Contract Agreement as of 15 November 2018	Total Revenue
			Total	Paid Employees		
		(1)	(2)	(3)	(4)	(5)
S952	Repair of personal and household goods	72	481	458	-	139,234
S961	Personal services for wellness, except sports activities	477	2,147	2,147	192	2,386,022
S962	Laundry services	169	587	505	4	145,583
S963	Funeral and related activities	97	326	281	222	243,522
	II - Cagayan Valley	590	2,494	2,291	192	768,039
S951	Repair of computers and communications equipment	21	64	53	-	26,213
S952	Repair of personal and household goods	51	201	159	-	33,001
S961	Personal services for wellness, except sports activities	310	1,701	1,618	192	515,636
S962	Laundry services	124	247	206	-	54,458
S963	Funeral and related activities	78	274	248	-	134,127
S969	Other personal service activities, n.e.c.	6	6	6	-	4,604
	III - Central Luzon	1,124	5,676	5,512	50	2,513,053
S951	Repair of computers and communications equipment	64	203	171	21	61,349
S952	Repair of personal and household goods	145	615	561	-	178,984
S961	Personal services for wellness, except sports activities	521	3,233	3,216	13	1,085,588
S962	Laundry services	254	912	906	-	614,985
S963	Funeral and related activities	133	668	614	16	549,719
S969	Other personal service activities, n.e.c.	7	45	45	-	22,427
	IVA - CALABARZON	1,206	9,396	8,874	752	4,864,148
S951	Repair of computers and communications equipment	37	414	406	59	1,176,019
S952	Repair of personal and household goods	109	1,119	1,066	6	747,252
S961	Personal services for wellness, except sports activities	662	4,816	4,445	431	1,441,759
S962	Laundry services	263	1,767	1,725	200	674,839

Continued

TABLE 1 Summary Statistics for Other Service Activities Establishments by Region and Industry Group:
Philippines, 2018 *(continued)*

(Values are in thousand PhP, except for number of establishments, employment and workers on sub-contract agreement. Details may not add-up to total due to rounding and/or statistical disclosure control.)

2009 PSIC Code	Region/ Industry Description	Number of Establishments	Employment as of 15 November 2018		Workers on Sub-Contract Agreement as of 15 November 2018	Total Revenue
			Total	Paid Employees		
		(1)	(2)	(3)	(4)	(5)
S963	Funeral and related activities	120	1,181	1,132	54	603,568
S969	Other personal service activities, n.e.c.	14	98	98	2	220,711
	MIMAROPA Region	551	3,059	2,875	24	650,490
S951	Repair of computers and communications equipment	S	S	S	S	S
S952	Repair of personal and household goods	S	S	S	S	S
S961	Personal services for wellness, except sports activities	385	2,260	2,090	-	320,105
S962	Laundry services	86	487	487	-	84,815
S963	Funeral and related activities	71	256	243	-	226,385
	V - Bicol Region	974	5,608	4,770	65	2,748,208
S951	Repair of computers and communications equipment	26	94	94	-	83,189
S952	Repair of personal and household goods	125	539	483	-	538,514
S961	Personal services for wellness, except sports activities	505	3,398	2,810	-	741,108
S962	Laundry services	206	948	825	-	282,048
S963	Funeral and related activities	111	629	558	65	1,103,349
	VI - Western Visayas	1,028	6,565	6,202	336	27,496,168
S951	Repair of computers and communications equipment	50	246	241	5	105,110
S952	Repair of personal and household goods	99	518	472	48	454,479
S961	Personal services for wellness, except sports activities	606	4,592	4,371	236	26,267,712
S962	Laundry services	170	600	600	-	180,786
S963	Funeral and related activities	103	609	518	46	488,081
	VII - Central Visayas	1,602	10,367	10,115	760	4,650,446
S951	Repair of computers and communications equipment	21	141	119	-	17,000
S952	Repair of personal and household goods	162	1,356	1,312	46	949,961

Continued

TABLE 1 Summary Statistics for Other Service Activities Establishments by Region and Industry Group:
Philippines, 2018 *(continued)*

(Values are in thousand PhP, except for number of establishments, employment and workers on sub-contract agreement. Details may not add-up to total due to rounding and/or statistical disclosure control.)

2009 PSIC Code	Region/ Industry Description	Number of Establishments	Employment as of 15 November 2018		Workers on Sub-Contract Agreement as of 15 November 2018	Total Revenue
			Total	Paid Employees		
		(1)	(2)	(3)	(4)	(5)
S961	Personal services for wellness, except sports activities	1,040	7,408	7,264	567	2,224,468
S962	Laundry services	260	647	631	-	179,309
S963	Funeral and related activities	104	760	734	147	1,262,162
S969	Other personal service activities, n.e.c.	14	55	55	-	17,546
	VIII - Eastern Visayas	735	3,893	3,789	-	1,039,898
S951	Repair of computers and communications equipment	18	91	91	-	33,372
S952	Repair of personal and household goods	82	469	448	-	205,994
S961	Personal services for wellness, except sports activities	344	2,362	2,362	-	525,826
S962	Laundry services	206	577	495	-	107,343
S963	Funeral and related activities	78	378	378	-	163,415
S969	Other personal service activities, n.e.c.	6	15	15	-	3,949
	IX - Zamboanga Peninsula	948	4,694	4,502	9	1,709,800
S951	Repair of computers and communications equipment	S	S	S	S	S
S952	Repair of personal and household goods	84	319	269	-	94,611
S961	Personal services for wellness, except sports activities	583	3,280	3,216	-	1,083,363
S962	Laundry services	165	454	412	-	118,569
S963	Funeral and related activities	105	595	569	5	399,300
S969	Other personal service activities, n.e.c.	S	S	S	S	S
	X - Northern Mindanao	696	4,379	4,284	35	2,376,501
S951	Repair of computers and communications equipment	18	80	80	-	55,254
S952	Repair of personal and household goods	56	382	382	-	368,076
S961	Personal services for wellness, except sports activities	428	2,794	2,794	35	850,384

Continued

TABLE 1 Summary Statistics for Other Service Activities Establishments by Region and Industry Group:
Philippines, 2018 *(continued)*

(Values are in thousand PhP, except for number of establishments, employment and workers on sub-contract agreement. Details may not add-up to total due to rounding and/or statistical disclosure control.)

2009 PSIC Code	Region/ Industry Description	Number of Establishments	Employment as of 15 November 2018		Workers on Sub-Contract Agreement as of 15 November 2018	Total Revenue
			Total	Paid Employees		
		(1)	(2)	(3)	(4)	(5)
S962	Laundry services	124	454	371	-	179,223
S963	Funeral and related activities	63	631	620	-	730,913
S969	Other personal service activities, n.e.c.	6	38	38	-	192,652
	XI - Davao Region	664	4,553	4,302	438	4,184,716
S951	Repair of computers and communications equipment	21	96	96	11	1,874,936
S952	Repair of personal and household goods	120	741	741	147	704,695
S961	Personal services for wellness, except sports activities	368	2,985	2,734	161	830,084
S962	Laundry services	83	237	237	-	177,532
S963	Funeral and related activities	63	455	455	120	592,183
S969	Other personal service activities, n.e.c.	7	38	38	-	5,286
	XII - SOCCSKSARGEN	816	3,931	3,359	210	1,020,104
S952	Repair of personal and household goods	38	276	220	-	66,435
S961	Personal services for wellness, except sports activities	413	2,234	1,803	184	524,596
S962	Laundry services	251	905	905	-	229,430
S963	Funeral and related activities	110	509	431	26	198,693
S969	Other personal service activities, n.e.c.	4	7	-	-	951
	XIII - Caraga	364	1,666	1,523	57	1,152,419
S951	Repair of computers and communications equipment	9	28	28	-	128,826
S952	Repair of personal and household goods	59	224	160	57	637,416
S961	Personal services for wellness, except sports activities	203	1,158	1,078	-	158,184
S962	Laundry services	41	41	41	-	6,583
S963	Funeral and related activities	45	203	203	-	215,573
S969	Other personal service activities, n.e.c.	6	13	13	-	5,836

Continued

TABLE 1 Summary Statistics for Other Service Activities Establishments by Region and Industry Group:
Philippines, 2018 *(continued)*

(Values are in thousand PhP, except for number of establishments, employment and workers on sub-contract agreement. Details may not add-up to total due to rounding and/or statistical disclosure control.)

2009 PSIC Code	Region/ Industry Description	Number of Establishments	Employment as of 15 November 2018		Workers on Sub-Contract Agreement as of 15 November 2018	Total Revenue
			Total	Paid Employees		
		(1)	(2)	(3)	(4)	(5)
	Autonomous Region in Muslim Mindanao	177	555	555	-	102,818
S951	Repair of computers and communications equipment	11	21	21	-	2,297
S961	Personal services for wellness, except sports activities	153	468	468	-	95,825
S963	Funeral and related activities	13	65	65	-	4,696

Continued

TABLE 1 Summary Statistics for Other Service Activities Establishments by Region and Industry Group:
Philippines, 2018 *(continued)*

(Values are in thousand PhP, except for number of establishments, employment and workers on sub-contract agreement. Details may not add-up to total due to rounding and/or statistical disclosure control.)

2009 PSIC Code	Region/ Industry Description	Expense			Value Added
		Total	Compensation	Other Expense	
		(6)	(7)	(8)	(9)
	PHILIPPINES	70,218,263	13,892,557	56,325,706	31,524,248
S951	Repair of computers and communications equipment	3,838,139	437,120	3,401,020	1,360,970
S952	Repair of personal and household goods	6,326,338	1,195,904	5,130,433	2,053,047
S961	Personal services for wellness, except sports activities	47,594,122	9,751,392	37,842,730	21,558,523
S962	Laundry services	4,198,229	1,096,587	3,101,643	2,332,936
S963	Funeral and related activities	7,886,610	1,331,535	6,555,076	3,978,633
S969	Other personal service activities, n.e.c.	374,825	80,020	294,805	240,137
	National Capital Region	21,030,170	4,308,489	16,721,681	7,734,050
S951	Repair of computers and communications equipment	572,143	194,870	377,273	195,553
S952	Repair of personal and household goods	1,776,117	397,282	1,378,835	673,681
S961	Personal services for wellness, except sports activities	15,590,728	3,064,209	12,526,520	5,457,734
S962	Laundry services	1,596,163	341,253	1,254,911	615,081
S963	Funeral and related activities	1,469,496	305,704	1,163,792	782,287
S969	Other personal service activities, n.e.c.	25,523	5,171	20,352	9,714
	Cordillera Administrative Region	1,411,532	372,453	1,039,079	774,785
S951	Repair of computers and communications equipment	32,792	10,483	22,309	9,789
S952	Repair of personal and household goods	175,138	43,134	132,004	36,420
S961	Personal services for wellness, except sports activities	487,148	177,582	309,566	359,950
S962	Laundry services	157,141	55,404	101,737	102,609
S963	Funeral and related activities	557,371	85,175	472,196	265,250
S969	Other personal service activities, n.e.c.	1,942	675	1,268	767
	I - Ilocos Region	1,563,604	325,989	1,237,615	1,786,577
S951	Repair of computers and communications equipment	9,381	4,777	4,603	9,849

Continued

TABLE 1 Summary Statistics for Other Service Activities Establishments by Region and Industry Group:
Philippines, 2018 *(continued)*

(Values are in thousand PhP, except for number of establishments, employment and workers on sub-contract agreement. Details may not add-up to total due to rounding and/or statistical disclosure control.)

2009 PSIC Code	Region/ Industry Description	Expense			Value Added
		Total	Compensation	Other Expense	
		(6)	(7)	(8)	(9)
S952	Repair of personal and household goods	96,747	30,444	66,303	81,493
S961	Personal services for wellness, except sports activities	1,147,015	223,594	923,421	1,492,202
S962	Laundry services	109,349	45,395	63,954	100,785
S963	Funeral and related activities	201,112	21,778	179,334	102,249
	II - Cagayan Valley	588,766	193,817	394,949	420,216
S951	Repair of computers and communications equipment	22,285	4,763	17,522	9,885
S952	Repair of personal and household goods	27,150	12,021	15,129	20,986
S961	Personal services for wellness, except sports activities	409,812	136,858	272,954	269,843
S962	Laundry services	39,741	12,010	27,731	32,424
S963	Funeral and related activities	86,840	27,574	59,267	84,579
S969	Other personal service activities, n.e.c.	2,938	590	2,347	2,500
	III - Central Luzon	2,122,670	536,765	1,585,906	1,141,924
S951	Repair of computers and communications equipment	43,877	8,477	35,400	32,625
S952	Repair of personal and household goods	157,535	44,469	113,065	70,357
S961	Personal services for wellness, except sports activities	963,630	332,135	631,495	518,198
S962	Laundry services	448,350	81,636	366,714	292,757
S963	Funeral and related activities	493,562	64,908	428,653	216,214
S969	Other personal service activities, n.e.c.	15,717	5,139	10,578	11,774
	IVA - CALABARZON	3,955,957	1,057,762	2,898,195	2,757,052
S951	Repair of computers and communications equipment	918,549	128,302	790,247	914,697
S952	Repair of personal and household goods	497,857	132,062	365,795	419,940
S961	Personal services for wellness, except sports activities	1,281,626	439,128	842,498	694,870
S962	Laundry services	608,959	204,734	404,225	345,520

Continued

TABLE 1 Summary Statistics for Other Service Activities Establishments by Region and Industry Group:
Philippines, 2018 *(continued)*

(Values are in thousand PhP, except for number of establishments, employment and workers on sub-contract agreement. Details may not add-up to total due to rounding and/or statistical disclosure control.)

2009 PSIC Code	Region/ Industry Description	Expense			Value Added
		Total	Compensation	Other Expense	
		(6)	(7)	(8)	(9)
S963	Funeral and related activities	530,670	110,144	420,526	222,175
S969	Other personal service activities, n.e.c.	118,296	43,391	74,904	159,851
	MIMAROPA Region	596,373	185,280	411,092	366,583
S951	Repair of computers and communications equipment	S	S	S	S
S952	Repair of personal and household goods	S	S	S	S
S961	Personal services for wellness, except sports activities	313,863	131,094	182,769	160,908
S962	Laundry services	70,292	23,906	46,386	49,358
S963	Funeral and related activities	193,580	26,278	167,302	150,801
	V - Bicol Region	2,223,418	560,059	1,663,359	1,383,542
S951	Repair of computers and communications equipment	61,341	14,061	47,279	34,593
S952	Repair of personal and household goods	468,153	38,305	429,848	68,595
S961	Personal services for wellness, except sports activities	636,242	290,551	345,691	440,122
S962	Laundry services	213,294	61,622	151,672	146,442
S963	Funeral and related activities	844,390	155,520	688,870	693,790
	VI - Western Visayas	22,748,793	3,561,269	19,187,524	9,294,017
S951	Repair of computers and communications equipment	101,779	21,921	79,858	20,759
S952	Repair of personal and household goods	422,777	71,172	351,605	23,368
S961	Personal services for wellness, except sports activities	21,626,507	3,308,697	18,317,811	8,946,429
S962	Laundry services	160,701	52,025	108,676	90,842
S963	Funeral and related activities	437,028	107,453	329,575	212,620
	VII - Central Visayas	4,227,286	918,875	3,308,411	1,640,822
S951	Repair of computers and communications equipment	13,253	5,545	7,708	10,834
S952	Repair of personal and household goods	829,012	165,066	663,946	318,832

Continued

TABLE 1 Summary Statistics for Other Service Activities Establishments by Region and Industry Group:
Philippines, 2018 *(continued)*

(Values are in thousand PhP, except for number of establishments, employment and workers on sub-contract agreement. Details may not add-up to total due to rounding and/or statistical disclosure control.)

2009 PSIC Code	Region/ Industry Description	Expense			Value Added
		Total	Compensation	Other Expense	
		(6)	(7)	(8)	(9)
S961	Personal services for wellness, except sports activities	2,039,492	592,192	1,447,299	903,490
S962	Laundry services	151,066	37,008	114,058	54,654
S963	Funeral and related activities	1,178,374	115,339	1,063,034	346,879
S969	Other personal service activities, n.e.c.	16,090	3,725	12,365	6,134
	VIII - Eastern Visayas	850,520	251,155	599,365	552,038
S951	Repair of computers and communications equipment	25,614	5,939	19,675	14,095
S952	Repair of personal and household goods	171,377	45,836	125,541	85,647
S961	Personal services for wellness, except sports activities	419,559	129,266	290,294	297,706
S962	Laundry services	93,169	33,535	59,634	62,182
S963	Funeral and related activities	137,241	34,387	102,854	89,082
S969	Other personal service activities, n.e.c.	3,560	2,192	1,368	3,326
	IX - Zamboanga Peninsula	1,356,377	390,795	965,582	834,817
S951	Repair of computers and communications equipment	S	S	S	S
S952	Repair of personal and household goods	59,382	14,296	45,086	59,657
S961	Personal services for wellness, except sports activities	861,354	272,120	589,234	540,301
S962	Laundry services	81,566	36,141	45,426	77,617
S963	Funeral and related activities	343,665	61,721	281,944	146,931
S969	Other personal service activities, n.e.c.	S	S	S	S
	X - Northern Mindanao	1,730,687	387,670	1,343,017	1,196,217
S951	Repair of computers and communications equipment	34,591	9,434	25,158	30,993
S952	Repair of personal and household goods	319,146	43,896	275,249	110,083
S961	Personal services for wellness, except sports activities	541,092	228,904	312,188	579,947

Continued

TABLE 1 Summary Statistics for Other Service Activities Establishments by Region and Industry Group:
Philippines, 2018 *(continued)*

(Values are in thousand PhP, except for number of establishments, employment and workers on sub-contract agreement. Details may not add-up to total due to rounding and/or statistical disclosure control.)

2009 PSIC Code	Region/ Industry Description	Expense			Value Added
		Total	Compensation	Other Expense	
		(6)	(7)	(8)	(9)
S962	Laundry services	136,519	29,852	106,667	117,912
S963	Funeral and related activities	526,177	65,123	461,054	325,334
S969	Other personal service activities, n.e.c.	173,162	10,461	162,700	31,950
	XI - Davao Region	3,826,401	450,527	3,375,874	814,184
S951	Repair of computers and communications equipment	1,852,250	21,497	1,830,753	63,175
S952	Repair of personal and household goods	660,116	100,568	559,548	(20,508)
S961	Personal services for wellness, except sports activities	621,069	220,528	400,541	487,206
S962	Laundry services	131,788	31,202	100,586	107,872
S963	Funeral and related activities	556,497	75,536	480,961	174,248
S969	Other personal service activities, n.e.c.	4,682	1,196	3,485	2,191
	XII - SOCCSKSARGEN	868,139	265,536	602,604	552,173
S952	Repair of personal and household goods	61,433	8,032	53,401	15,912
S961	Personal services for wellness, except sports activities	429,394	154,005	275,389	309,951
S962	Laundry services	194,193	50,328	143,865	135,229
S963	Funeral and related activities	182,657	53,171	129,486	90,183
S969	Other personal service activities, n.e.c.	463	-	463	896
	XIII - Caraga	1,031,858	107,204	924,654	235,701
S951	Repair of computers and communications equipment	128,528	2,085	126,443	4,936
S952	Repair of personal and household goods	603,740	48,829	554,911	87,937
S961	Personal services for wellness, except sports activities	146,230	34,732	111,498	64,192
S962	Laundry services	5,940	536	5,404	1,653
S963	Funeral and related activities	143,847	19,374	124,473	72,915
S969	Other personal service activities, n.e.c.	3,573	1,649	1,924	4,067

Continued

TABLE 1 Summary Statistics for Other Service Activities Establishments by Region and Industry Group:
Philippines, 2018 *(continued)*

(Values are in thousand PhP, except for number of establishments, employment and workers on sub-contract agreement. Details may not add-up to total due to rounding and/or statistical disclosure control.)

2009 PSIC Code	Region/ Industry Description	Expense			Value Added
		Total	Compensation	Other Expense	
		(6)	(7)	(8)	(9)
	Autonomous Region in Muslim Mindanao	85,712	18,913	66,799	39,548
S951	Repair of computers and communications equipment	2,249	769	1,480	975
S961	Personal services for wellness, except sports activities	79,359	15,796	63,563	35,474
S963	Funeral and related activities	4,104	2,348	1,756	3,100

Continued

TABLE 1 Summary Statistics for Other Service Activities Establishments by Region and Industry Group:
Philippines, 2018 *(continued)*

(Values are in thousand PhP, except for number of establishments, employment and workers on sub-contract agreement. Details may not add-up to total due to rounding and/or statistical disclosure control.)

2009 PSIC Code	Region/ Industry Description	Gross Additions to Fixed Assets	Change in Inventories	Subsidies	Sales from E-commerce
		(10)	(11)	(12)	(13)
	PHILIPPINES	2,613,221	200,501	1,294	5,626
S951	Repair of computers and communications equipment	37,329	(412,188)	-	-
S952	Repair of personal and household goods	155,611	434,191	240	5,626
S961	Personal services for wellness, except sports activities	680,779	91,585	-	-
S962	Laundry services	825,176	4,237	-	-
S963	Funeral and related activities	910,376	77,686	1,054	-
S969	Other personal service activities, n.e.c.	3,949	4,990	-	-
	National Capital Region	869,037	178,441	27	-
S951	Repair of computers and communications equipment	1,568	10,868	-	-
S952	Repair of personal and household goods	7,687	82,356	-	-
S961	Personal services for wellness, except sports activities	341,891	67,127	-	-
S962	Laundry services	399,413	(10,825)	-	-
S963	Funeral and related activities	114,784	28,915	27	-
S969	Other personal service activities, n.e.c.	3,695	-	-	-
	Cordillera Administrative Region	32,697	39,190	1,027	-
S951	Repair of computers and communications equipment	-	6,334	-	-
S952	Repair of personal and household goods	-	36,422	-	-
S961	Personal services for wellness, except sports activities	-	844	-	-
S962	Laundry services	701	(2,187)	-	-
S963	Funeral and related activities	31,996	(2,489)	1,027	-
S969	Other personal service activities, n.e.c.	-	266	-	-
	I - Ilocos Region	141,747	25,991	-	-
S951	Repair of computers and communications equipment	-	893	-	-

Continued

TABLE 1 Summary Statistics for Other Service Activities Establishments by Region and Industry Group:
Philippines, 2018 *(continued)*

(Values are in thousand PhP, except for number of establishments, employment and workers on sub-contract agreement. Details may not add-up to total due to rounding and/or statistical disclosure control.)

2009 PSIC Code	Region/ Industry Description	Gross Additions to Fixed Assets	Change in Inventories	Subsidies	Sales from E-commerce
		(10)	(11)	(12)	(13)
S952	Repair of personal and household goods	3,187	(1,209)	-	-
S961	Personal services for wellness, except sports activities	82,755	14,008	-	-
S962	Laundry services	51,436	9,408	-	-
S963	Funeral and related activities	4,369	2,891	-	-
	II - Cagayan Valley	13,074	8,598	-	-
S951	Repair of computers and communications equipment	855	2,003	-	-
S952	Repair of personal and household goods	-	-	-	-
S961	Personal services for wellness, except sports activities	12,219	898	-	-
S962	Laundry services	-	206	-	-
S963	Funeral and related activities	-	5,448	-	-
S969	Other personal service activities, n.e.c.	-	43	-	-
	III - Central Luzon	237,661	11,733	-	-
S951	Repair of computers and communications equipment	8,546	933	-	-
S952	Repair of personal and household goods	3,799	3,242	-	-
S961	Personal services for wellness, except sports activities	3,862	1,220	-	-
S962	Laundry services	188,984	148	-	-
S963	Funeral and related activities	32,470	4,993	-	-
S969	Other personal service activities, n.e.c.	-	1,196	-	-
	IVA - CALABARZON	66,951	(447,896)	-	-
S951	Repair of computers and communications equipment	-	(438,566)	-	-
S952	Repair of personal and household goods	-	13,074	-	-
S961	Personal services for wellness, except sports activities	47,755	(20,160)	-	-
S962	Laundry services	7,419	(6,332)	-	-

Continued

TABLE 1 Summary Statistics for Other Service Activities Establishments by Region and Industry Group:
Philippines, 2018 *(continued)*

(Values are in thousand PhP, except for number of establishments, employment and workers on sub-contract agreement. Details may not add-up to total due to rounding and/or statistical disclosure control.)

2009 PSIC Code	Region/ Industry Description	Gross Additions to Fixed Assets	Change in Inventories	Subsidies	Sales from E-commerce
		(10)	(11)	(12)	(13)
S963	Funeral and related activities	11,778	4,045	-	-
S969	Other personal service activities, n.e.c.	-	45	-	-
	MIMAROPA Region	49,483	(11,280)	-	-
S951	Repair of computers and communications equipment	S	S	S	S
S952	Repair of personal and household goods	S	S	S	S
S961	Personal services for wellness, except sports activities	-	(11,144)	-	-
S962	Laundry services	-	(566)	-	-
S963	Funeral and related activities	49,483	1,023	-	-
	V - Bicol Region	96,586	12,317	-	-
S951	Repair of computers and communications equipment	-	11,111	-	-
S952	Repair of personal and household goods	194	16,845	-	-
S961	Personal services for wellness, except sports activities	962	(9,797)	-	-
S962	Laundry services	-	(357)	-	-
S963	Funeral and related activities	95,431	(5,486)	-	-
	VI - Western Visayas	108,171	153,389	240	5,626
S951	Repair of computers and communications equipment	9,518	(4,402)	-	-
S952	Repair of personal and household goods	25,492	92,512	240	5,626
S961	Personal services for wellness, except sports activities	55,952	62,619	-	-
S962	Laundry services	12,103	(1,534)	-	-
S963	Funeral and related activities	5,106	4,195	-	-
	VII - Central Visayas	96,590	25,391	-	-
S951	Repair of computers and communications equipment	-	-	-	-
S952	Repair of personal and household goods	2,166	7,053	-	-

Continued

TABLE 1 Summary Statistics for Other Service Activities Establishments by Region and Industry Group:
Philippines, 2018 *(continued)*

(Values are in thousand PhP, except for number of establishments, employment and workers on sub-contract agreement. Details may not add-up to total due to rounding and/or statistical disclosure control.)

2009 PSIC Code	Region/ Industry Description	Gross Additions to Fixed Assets	Change in Inventories	Subsidies	Sales from E-commerce
		(10)	(11)	(12)	(13)
S961	Personal services for wellness, except sports activities	17,174	(3,531)	-	-
S962	Laundry services	2,340	17,161	-	-
S963	Funeral and related activities	74,912	4,708	-	-
S969	Other personal service activities, n.e.c.	-	-	-	-
	VIII - Eastern Visayas	5,215	(31,110)	-	-
S951	Repair of computers and communications equipment	-	-	-	-
S952	Repair of personal and household goods	-	(836)	-	-
S961	Personal services for wellness, except sports activities	219	(25,923)	-	-
S962	Laundry services	-	(1)	-	-
S963	Funeral and related activities	4,996	(4,352)	-	-
S969	Other personal service activities, n.e.c.	-	3	-	-
	IX - Zamboanga Peninsula	2,071	(11,921)	-	-
S951	Repair of computers and communications equipment	S	S	S	S
S952	Repair of personal and household goods	-	(501)	-	-
S961	Personal services for wellness, except sports activities	-	(1,851)	-	-
S962	Laundry services	-	(66)	-	-
S963	Funeral and related activities	2,071	(9,610)	-	-
S969	Other personal service activities, n.e.c.	S	S	S	S
	X - Northern Mindanao	789,810	57,531	-	-
S951	Repair of computers and communications equipment	3,271	(1,709)	-	-
S952	Repair of personal and household goods	112,174	8,213	-	-
S961	Personal services for wellness, except sports activities	48,614	(2,062)	-	-

Continued

TABLE 1 Summary Statistics for Other Service Activities Establishments by Region and Industry Group:
Philippines, 2018 *(continued)*

(Values are in thousand PhP, except for number of establishments, employment and workers on sub-contract agreement. Details may not add-up to total due to rounding and/or statistical disclosure control.)

2009 PSIC Code	Region/ Industry Description	Gross Additions to Fixed Assets	Change in Inventories	Subsidies	Sales from E-commerce
		(10)	(11)	(12)	(13)
S962	Laundry services	162,575	-	-	-
S963	Funeral and related activities	463,176	49,573	-	-
S969	Other personal service activities, n.e.c.	-	3,517	-	-
	XI - Davao Region	15,833	168,255	-	-
S951	Repair of computers and communications equipment	5,074	37	-	-
S952	Repair of personal and household goods	-	171,647	-	-
S961	Personal services for wellness, except sports activities	885	6,343	-	-
S962	Laundry services	-	1,049	-	-
S963	Funeral and related activities	9,874	(10,823)	-	-
S969	Other personal service activities, n.e.c.	-	3	-	-
	XII - SOCCSKSARGEN	1,636	(1,439)	-	-
S952	Repair of personal and household goods	-	854	-	-
S961	Personal services for wellness, except sports activities	-	105	-	-
S962	Laundry services	-	(1,865)	-	-
S963	Funeral and related activities	1,383	(533)	-	-
S969	Other personal service activities, n.e.c.	254	-	-	-
	XIII - Caraga	11,562	9,871	-	-
S951	Repair of computers and communications equipment	485	795	-	-
S952	Repair of personal and household goods	913	4,519	-	-
S961	Personal services for wellness, except sports activities	1,408	(549)	-	-
S962	Laundry services	206	-	-	-
S963	Funeral and related activities	8,549	5,188	-	-
S969	Other personal service activities, n.e.c.	-	(83)	-	-

Continued

TABLE 1 Summary Statistics for Other Service Activities Establishments by Region and Industry Group:
Philippines, 2018 (*concluded*)

(Values are in thousand PhP, except for number of establishments, employment and workers on sub-contract agreement. Details may not add-up to total due to rounding and/or statistical disclosure control.)

2009 PSIC Code	Region/ Industry Description	Gross Additions to Fixed Assets	Change in Inventories	Subsidies	Sales from E-commerce
		(10)	(11)	(12)	(13)
	Autonomous Region in Muslim Mindanao	75,097	13,439	-	-
S951	Repair of computers and communications equipment	8,012	-	-	-
S961	Personal services for wellness, except sports activities	67,085	13,439	-	-
S963	Funeral and related activities	-	-	-	-

Note:

- denotes zero value

S - Data Suppressed

Source: Philippine Statistics Authority, 2018 Census of Philippine Business and Industry

TABLE 2 Number of Establishments and Employment by Type and Sex for Other Service Activities Establishments by Region and Industry Group: Philippines, 2018*(Details may not add-up to total due to rounding and/or statistical disclosure control.)*

2009 PSIC Code	Region/ Industry Description	Number of Establishments	Employment as of 15 November 2018					
			Total		Paid		Unpaid	
			Male	Female	Male	Female	Male	Female
		(1)	(2)	(3)	(4)	(5)	(6)	(7)
	PHILIPPINES	15,469	40,874	57,573	38,494	55,028	2,380	2,545
S951	Repair of computers and communications equipment	398	1,352	1,086	1,299	1,030	53	56
S952	Repair of personal and household goods	1,455	7,021	2,601	6,622	2,439	398	162
S961	Personal services for wellness, except sports activities	9,178	22,442	43,511	21,204	41,750	1,238	1,761
S962	Laundry services	2,881	2,943	7,807	2,620	7,465	323	343
S963	Funeral and related activities	1,475	6,922	2,385	6,558	2,165	364	220
S969	Other personal service activities, n.e.c.	81	195	182	191	179	4	4
	National Capital Region	2,393	9,204	15,244	9,056	14,918	148	327
S951	Repair of computers and communications equipment	39	432	274	432	274	-	-
S952	Repair of personal and household goods	151	1,540	455	1,529	454	11	1
S961	Personal services for wellness, except sports activities	1,856	5,747	13,263	5,663	12,964	84	299
S962	Laundry services	226	449	920	424	920	25	-
S963	Funeral and related activities	113	1,021	318	993	291	27	26
S969	Other personal service activities, n.e.c.	7	15	15	15	15	-	-
	Cordillera Administrative Region	763	1,745	1,779	1,559	1,569	187	210
S951	Repair of computers and communications equipment	21	80	24	80	24	-	-
S952	Repair of personal and household goods	101	192	171	180	145	12	26
S961	Personal services for wellness, except sports activities	323	991	1,116	897	1,014	94	101
S962	Laundry services	251	155	361	114	279	41	82
S963	Funeral and related activities	64	327	101	288	101	39	-
S969	Other personal service activities, n.e.c.	3	-	6	-	6	-	-
	I - Ilocos Region	836	1,466	2,173	1,363	2,104	103	70
S951	Repair of computers and communications equipment	21	69	29	58	19	11	11
S952	Repair of personal and household goods	72	391	91	372	86	19	5

Continued

TABLE 2 Number of Establishments and Employment by Type and Sex for Other Service Activities Establishments by Region and Industry Group: Philippines, 2018 (*continued*)*(Details may not add-up to total due to rounding and/or statistical disclosure control.)*

2009 PSIC Code	Region/ Industry Description	Number of Establishments	Employment as of 15 November 2018					
			Total		Paid		Unpaid	
			Male	Female	Male	Female	Male	Female
		(1)	(2)	(3)	(4)	(5)	(6)	(7)
S961	Personal services for wellness, except sports activities	477	634	1,513	634	1,513	-	-
S962	Laundry services	169	132	456	90	414	41	41
S963	Funeral and related activities	97	241	84	209	71	32	13
	II - Cagayan Valley	590	1,076	1,418	980	1,311	97	106
S951	Repair of computers and communications equipment	21	11	53	11	43	-	11
S952	Repair of personal and household goods	51	173	28	131	28	42	-
S961	Personal services for wellness, except sports activities	310	610	1,091	610	1,008	-	83
S962	Laundry services	124	41	206	-	206	41	-
S963	Funeral and related activities	78	235	39	222	26	13	13
S969	Other personal service activities, n.e.c.	6	6	-	6	-	-	-
	III - Central Luzon	1,124	2,003	3,673	1,929	3,584	74	90
S951	Repair of computers and communications equipment	64	85	118	75	96	11	21
S952	Repair of personal and household goods	145	365	250	360	201	5	49
S961	Personal services for wellness, except sports activities	521	717	2,516	699	2,516	18	-
S962	Laundry services	254	284	628	283	623	1	5
S963	Funeral and related activities	133	542	126	502	112	40	14
S969	Other personal service activities, n.e.c.	7	10	35	10	35	-	-
	IVA - CALABARZON	1,206	4,805	4,590	4,480	4,395	326	196
S951	Repair of computers and communications equipment	37	210	204	202	204	8	-
S952	Repair of personal and household goods	109	905	215	862	204	43	10
S961	Personal services for wellness, except sports activities	662	2,066	2,751	1,820	2,626	246	125
S962	Laundry services	263	687	1,080	687	1,038	-	41
S963	Funeral and related activities	120	877	304	848	285	29	19
S969	Other personal service activities, n.e.c.	14	61	37	61	37	-	-

Continued

TABLE 2 Number of Establishments and Employment by Type and Sex for Other Service Activities Establishments by Region and Industry Group: Philippines, 2018 (*continued*)*(Details may not add-up to total due to rounding and/or statistical disclosure control.)*

2009 PSIC Code	Region/ Industry Description	Number of Establishments	Employment as of 15 November 2018					
			Total		Paid		Unpaid	
			Male	Female	Male	Female	Male	Female
		(1)	(2)	(3)	(4)	(5)	(6)	(7)
	MIMAROPA Region	551	784	2,275	735	2,140	49	135
S951	Repair of computers and communications equipment	S	S	S	S	S	S	S
S952	Repair of personal and household goods	S	S	S	S	S	S	S
S961	Personal services for wellness, except sports activities	385	497	1,763	462	1,628	35	135
S962	Laundry services	86	53	434	53	434	-	-
S963	Funeral and related activities	71	197	58	184	58	13	-
	V - Bicol Region	974	2,339	3,269	2,017	2,754	322	515
S951	Repair of computers and communications equipment	26	45	50	45	50	-	-
S952	Repair of personal and household goods	125	370	169	336	147	34	21
S961	Personal services for wellness, except sports activities	505	1,205	2,193	990	1,820	215	373
S962	Laundry services	206	247	701	206	618	41	82
S963	Funeral and related activities	111	472	156	440	118	32	38
	VI - Western Visayas	1,028	2,668	3,897	2,451	3,750	217	147
S951	Repair of computers and communications equipment	50	132	114	129	112	3	3
S952	Repair of personal and household goods	99	411	106	366	106	45	-
S961	Personal services for wellness, except sports activities	606	1,607	2,984	1,492	2,879	115	106
S962	Laundry services	170	100	500	100	500	-	-
S963	Funeral and related activities	103	418	191	364	153	54	38
	VII - Central Visayas	1,602	3,914	6,453	3,777	6,338	138	114
S951	Repair of computers and communications equipment	21	87	54	76	43	11	11
S952	Repair of personal and household goods	162	905	452	860	452	44	-
S961	Personal services for wellness, except sports activities	1,040	2,276	5,132	2,214	5,049	62	83
S962	Laundry services	260	158	489	150	481	8	8
S963	Funeral and related activities	104	451	309	438	296	13	13
S969	Other personal service activities, n.e.c.	14	38	17	38	17	-	-

Continued

TABLE 2 Number of Establishments and Employment by Type and Sex for Other Service Activities Establishments by Region and Industry Group: Philippines, 2018 (*continued*)*(Details may not add-up to total due to rounding and/or statistical disclosure control.)*

2009 PSIC Code	Region/ Industry Description	Number of Establishments	Employment as of 15 November 2018					
			Total		Paid		Unpaid	
			Male	Female	Male	Female	Male	Female
		(1)	(2)	(3)	(4)	(5)	(6)	(7)
	VIII - Eastern Visayas	735	1,831	2,062	1,727	2,062	104	-
S951	Repair of computers and communications equipment	18	50	42	50	42	-	-
S952	Repair of personal and household goods	82	367	102	345	102	21	-
S961	Personal services for wellness, except sports activities	344	1,004	1,358	1,004	1,358	-	-
S962	Laundry services	206	124	454	41	454	82	-
S963	Funeral and related activities	78	287	91	287	91	-	-
S969	Other personal service activities, n.e.c.	6	-	15	-	15	-	-
	IX - Zamboanga Peninsula	948	2,000	2,694	1,927	2,576	74	118
S951	Repair of computers and communications equipment	S	S	S	S	S	S	S
S952	Repair of personal and household goods	84	240	79	190	79	50	-
S961	Personal services for wellness, except sports activities	583	1,211	2,068	1,211	2,004	-	64
S962	Laundry services	165	82	371	82	330	-	41
S963	Funeral and related activities	105	430	164	417	151	13	13
S969	Other personal service activities, n.e.c.	S	S	S	S	S	S	S
	X - Northern Mindanao	696	1,876	2,502	1,829	2,455	47	47
S951	Repair of computers and communications equipment	18	58	21	58	21	-	-
S952	Repair of personal and household goods	56	274	107	274	107	-	-
S961	Personal services for wellness, except sports activities	428	830	1,964	830	1,964	-	-
S962	Laundry services	124	165	289	124	247	41	41
S963	Funeral and related activities	63	530	102	524	96	6	6
S969	Other personal service activities, n.e.c.	6	19	19	19	19	-	-
	XI - Davao Region	664	1,880	2,672	1,729	2,573	152	99
S951	Repair of computers and communications equipment	21	43	53	43	53	-	-
S952	Repair of personal and household goods	120	516	225	516	225	-	-

Continued

TABLE 2 Number of Establishments and Employment by Type and Sex for Other Service Activities Establishments by Region and Industry Group: Philippines, 2018 (*concluded*)*(Details may not add-up to total due to rounding and/or statistical disclosure control.)*

2009 PSIC Code	Region/ Industry Description	Number of Establishments	Employment as of 15 November 2018					
			Total		Paid		Unpaid	
			Male	Female	Male	Female	Male	Female
		(1)	(2)	(3)	(4)	(5)	(6)	(7)
S961	Personal services for wellness, except sports activities	368	955	2,030	804	1,931	152	99
S962	Laundry services	83	18	219	18	219	-	-
S963	Funeral and related activities	63	334	122	334	122	-	-
S969	Other personal service activities, n.e.c.	7	15	23	15	23	-	-
	XII - SOCCSKSARGEN	816	1,973	1,959	1,751	1,608	221	351
S952	Repair of personal and household goods	38	204	71	176	43	28	28
S961	Personal services for wellness, except sports activities	413	1,175	1,058	1,038	765	138	293
S962	Laundry services	251	247	658	247	658	-	-
S963	Funeral and related activities	110	342	167	290	141	52	26
S969	Other personal service activities, n.e.c.	4	4	4	-	-	4	4
	XIII - Caraga	364	918	749	795	728	122	21
S951	Repair of computers and communications equipment	9	4	24	4	24	-	-
S952	Repair of personal and household goods	59	147	76	105	55	43	21
S961	Personal services for wellness, except sports activities	203	575	583	495	583	80	-
S962	Laundry services	41	-	41	-	41	-	-
S963	Funeral and related activities	45	178	25	178	25	-	-
S969	Other personal service activities, n.e.c.	6	13	-	13	-	-	-
	Autonomous Region in Muslim Mindanao	177	390	165	390	165	-	-
S951	Repair of computers and communications equipment	11	11	11	11	11	-	-
S961	Personal services for wellness, except sports activities	153	340	128	340	128	-	-
S963	Funeral and related activities	13	39	26	39	26	-	-

Note:

- denotes zero value

S - Data Suppressed

Source: Philippine Statistics Authority, 2018 Census of Philippine Business and Industry

TABLE 2.1 Number of Establishments and Sub-Contract Personnel by Sex for Other Service Activities Establishments by Region and Industry Group: Philippines, 2018*(Details may not add-up to total due to rounding and/or statistical disclosure control.)*

2009 PSIC Code	Region/ Industry Description	Number of Establishments	Sub-Contract Personnel as of 15 November 2018		
			Total	Male	Female
		(1)	(2)	(3)	(4)
	PHILIPPINES	15,469	5,125	2,833	2,291
S951	Repair of computers and communications equipment	398	96	23	73
S952	Repair of personal and household goods	1,455	531	486	45
S961	Personal services for wellness, except sports activities	9,178	3,367	1,397	1,971
S962	Laundry services	2,881	377	234	143
S963	Funeral and related activities	1,475	747	688	59
S969	Other personal service activities, n.e.c.	81	6	6	-
	National Capital Region	2,393	1,734	848	887
S951	Repair of computers and communications equipment	39	-	-	-
S952	Repair of personal and household goods	151	191	184	7
S961	Personal services for wellness, except sports activities	1,856	1,356	508	849
S962	Laundry services	226	165	137	28
S963	Funeral and related activities	113	22	19	3
S969	Other personal service activities, n.e.c.	7	-	-	-
	Cordillera Administrative Region	763	44	44	-
S951	Repair of computers and communications equipment	21	-	-	-
S952	Repair of personal and household goods	101	12	12	-
S961	Personal services for wellness, except sports activities	323	-	-	-
S962	Laundry services	251	8	8	-
S963	Funeral and related activities	64	24	24	-
S969	Other personal service activities, n.e.c.	3	-	-	-
	I - Ilocos Region	836	418	341	77
S951	Repair of computers and communications equipment	21	-	-	-
S952	Repair of personal and household goods	72	-	-	-

Continued

TABLE 2.1 Number of Establishments and Sub-Contract Personnel by Sex for Other Service Activities Establishments by Region and Industry Group: Philippines, 2018 *(continued)**(Details may not add-up to total due to rounding and/or statistical disclosure control.)*

2009 PSIC Code	Region/ Industry Description	Number of Establishments	Sub-Contract Personnel as of 15 November 2018		
			Total	Male	Female
		(1)	(2)	(3)	(4)
S961	Personal services for wellness, except sports activities	477	192	128	64
S962	Laundry services	169	4	4	-
S963	Funeral and related activities	97	222	209	13
	II - Cagayan Valley	590	192	-	192
S951	Repair of computers and communications equipment	21	-	-	-
S952	Repair of personal and household goods	51	-	-	-
S961	Personal services for wellness, except sports activities	310	192	-	192
S962	Laundry services	124	-	-	-
S963	Funeral and related activities	78	-	-	-
S969	Other personal service activities, n.e.c.	6	-	-	-
	III - Central Luzon	1,124	50	40	11
S951	Repair of computers and communications equipment	64	21	11	11
S952	Repair of personal and household goods	145	-	-	-
S961	Personal services for wellness, except sports activities	521	13	13	-
S962	Laundry services	254	-	-	-
S963	Funeral and related activities	133	16	16	-
S969	Other personal service activities, n.e.c.	7	-	-	-
	IVA - CALABARZON	1,206	752	493	260
S951	Repair of computers and communications equipment	37	59	7	52
S952	Repair of personal and household goods	109	6	6	-
S961	Personal services for wellness, except sports activities	662	431	345	87
S962	Laundry services	263	200	85	115
S963	Funeral and related activities	120	54	48	6
S969	Other personal service activities, n.e.c.	14	2	2	-

Continued

TABLE 2.1 Number of Establishments and Sub-Contract Personnel by Sex for Other Service Activities Establishments by Region and Industry Group: Philippines, 2018 *(continued)**(Details may not add-up to total due to rounding and/or statistical disclosure control.)*

2009 PSIC Code	Region/ Industry Description	Number of Establishments	Sub-Contract Personnel as of 15 November 2018		
			Total	Male	Female
		(1)	(2)	(3)	(4)
	MIMAROPA Region	551	24	20	4
S951	Repair of computers and communications equipment	S	S	S	S
S952	Repair of personal and household goods	S	S	S	S
S961	Personal services for wellness, except sports activities	385	-	-	-
S962	Laundry services	86	-	-	-
S963	Funeral and related activities	71	-	-	-
	V - Bicol Region	974	65	65	-
S951	Repair of computers and communications equipment	26	-	-	-
S952	Repair of personal and household goods	125	-	-	-
S961	Personal services for wellness, except sports activities	505	-	-	-
S962	Laundry services	206	-	-	-
S963	Funeral and related activities	111	65	65	-
	VI - Western Visayas	1,028	336	97	239
S951	Repair of computers and communications equipment	50	5	5	-
S952	Repair of personal and household goods	99	48	24	24
S961	Personal services for wellness, except sports activities	606	236	22	215
S962	Laundry services	170	-	-	-
S963	Funeral and related activities	103	46	46	-
	VII - Central Visayas	1,602	760	437	323
S951	Repair of computers and communications equipment	21	-	-	-
S952	Repair of personal and household goods	162	46	45	1
S961	Personal services for wellness, except sports activities	1,040	567	264	303
S962	Laundry services	260	-	-	-
S963	Funeral and related activities	104	147	128	19
S969	Other personal service activities, n.e.c.	14	-	-	-

Continued

TABLE 2.1 Number of Establishments and Sub-Contract Personnel by Sex for Other Service Activities Establishments by Region and Industry Group: Philippines, 2018 *(continued)**(Details may not add-up to total due to rounding and/or statistical disclosure control.)*

2009 PSIC Code	Region/ Industry Description	Number of Establishments	Sub-Contract Personnel as of 15 November 2018		
			Total	Male	Female
		(1)	(2)	(3)	(4)
	VIII - Eastern Visayas	735	-	-	-
S951	Repair of computers and communications equipment	18	-	-	-
S952	Repair of personal and household goods	82	-	-	-
S961	Personal services for wellness, except sports activities	344	-	-	-
S962	Laundry services	206	-	-	-
S963	Funeral and related activities	78	-	-	-
S969	Other personal service activities, n.e.c.	6	-	-	-
	IX - Zamboanga Peninsula	948	9	9	-
S951	Repair of computers and communications equipment	S	S	S	S
S952	Repair of personal and household goods	84	-	-	-
S961	Personal services for wellness, except sports activities	583	-	-	-
S962	Laundry services	165	-	-	-
S963	Funeral and related activities	105	5	5	-
S969	Other personal service activities, n.e.c.	S	S	S	S
	X - Northern Mindanao	696	35	-	35
S951	Repair of computers and communications equipment	18	-	-	-
S952	Repair of personal and household goods	56	-	-	-
S961	Personal services for wellness, except sports activities	428	35	-	35
S962	Laundry services	124	-	-	-
S963	Funeral and related activities	63	-	-	-
S969	Other personal service activities, n.e.c.	6	-	-	-
	XI - Davao Region	664	438	262	176
S951	Repair of computers and communications equipment	21	11	-	11
S952	Repair of personal and household goods	120	147	147	-

Continued

TABLE 2.1 Number of Establishments and Sub-Contract Personnel by Sex for Other Service Activities Establishments by Region and Industry Group: Philippines, 2018 (*concluded*)

(Details may not add-up to total due to rounding and/or statistical disclosure control.)

2009 PSIC Code	Region/ Industry Description	Number of Establishments	Sub-Contract Personnel as of 15 November 2018		
			Total	Male	Female
		(1)	(2)	(3)	(4)
S961	Personal services for wellness, except sports activities	368	161	13	148
S962	Laundry services	83	-	-	-
S963	Funeral and related activities	63	120	102	18
S969	Other personal service activities, n.e.c.	7	-	-	-
	XII - SOCCSKSARGEN	816	210	131	79
S952	Repair of personal and household goods	38	-	-	-
S961	Personal services for wellness, except sports activities	413	184	105	79
S962	Laundry services	251	-	-	-
S963	Funeral and related activities	110	26	26	-
S969	Other personal service activities, n.e.c.	4	-	-	-
	XIII - Caraga	364	57	47	9
S951	Repair of computers and communications equipment	9	-	-	-
S952	Repair of personal and household goods	59	57	47	9
S961	Personal services for wellness, except sports activities	203	-	-	-
S962	Laundry services	41	-	-	-
S963	Funeral and related activities	45	-	-	-
S969	Other personal service activities, n.e.c.	6	-	-	-
	Autonomous Region in Muslim Mindanao	177	-	-	-
S951	Repair of computers and communications equipment	11	-	-	-
S961	Personal services for wellness, except sports activities	153	-	-	-
S963	Funeral and related activities	13	-	-	-

Note:

- denotes zero value

S - Data Suppressed

Source: Philippine Statistics Authority, 2018 Census of Philippine Business and Industry

TABLE 3 Number of Establishments and Compensation by Type for Other Service Activities Establishments by Region and Industry Group: Philippines, 2018*(Values are in thousand PhP, except for number of establishments. Details may not add-up to total due to rounding and/or statistical disclosure control.)*

2009 PSIC Code	Region/ Industry Description	Number of Establishments	Compensation			
			Total	Gross Salaries and Wages (Excluding R&D Personnel)	Separation, Retirement/ Terminal Pay, Gratuities, etc. (Excluding R&D Personnel)	Total Employers' Contribution to SSS/GSIS, ECC, etc. (Excluding R&D Personnel)
		(1)	(2)	(3)	(4)	(5)
	PHILIPPINES	15,469	13,892,557	12,501,912	277,044	1,104,103
S951	Repair of computers and communications equipment	398	437,120	382,528	22,039	24,141
S952	Repair of personal and household goods	1,455	1,195,904	1,075,008	27,739	93,157
S961	Personal services for wellness, except sports activities	9,178	9,751,392	8,818,591	93,083	839,717
S962	Laundry services	2,881	1,096,587	1,012,015	13,341	70,145
S963	Funeral and related activities	1,475	1,331,535	1,139,893	118,648	72,993
S969	Other personal service activities, n.e.c.	81	80,020	73,877	2,193	3,950
	National Capital Region	2,393	4,308,489	3,930,388	75,866	301,433
S951	Repair of computers and communications equipment	39	194,870	162,454	21,289	10,324
S952	Repair of personal and household goods	151	397,282	358,888	9,724	28,670
S961	Personal services for wellness, except sports activities	1,856	3,064,209	2,791,929	37,828	234,452
S962	Laundry services	226	341,253	326,098	1,420	13,735
S963	Funeral and related activities	113	305,704	286,165	5,605	13,934
S969	Other personal service activities, n.e.c.	7	5,171	4,854	-	317
	Cordillera Administrative Region	763	372,453	302,767	35,748	33,938
S951	Repair of computers and communications equipment	21	10,483	9,145	391	947
S952	Repair of personal and household goods	101	43,134	39,873	921	2,339
S961	Personal services for wellness, except sports activities	323	177,582	128,663	26,150	22,769
S962	Laundry services	251	55,404	48,904	2,454	4,046
S963	Funeral and related activities	64	85,175	75,613	5,785	3,777
S969	Other personal service activities, n.e.c.	3	675	569	46	60

Continued

TABLE 3 Number of Establishments and Compensation by Type for Other Service Activities Establishments by Region and Industry Group: Philippines, 2018 (*continued*)

(Values are in thousand PhP, except for number of establishments. Details may not add-up to total due to rounding and/or statistical disclosure control.)

2009 PSIC Code	Region/ Industry Description	Number of Establishments	Compensation			
			Total	Gross Salaries and Wages (Excluding R&D Personnel)	Separation, Retirement/ Terminal Pay, Gratuities, etc. (Excluding R&D Personnel)	Total Employers' Contribution to SSS/GSIS, ECC, etc. (Excluding R&D Personnel)
		(1)	(2)	(3)	(4)	(5)
	I - Ilocos Region	836	325,989	272,224	-	53,765
S951	Repair of computers and communications equipment	21	4,777	4,740	-	37
S952	Repair of personal and household goods	72	30,444	27,044	-	3,400
S961	Personal services for wellness, except sports activities	477	223,594	180,012	-	43,582
S962	Laundry services	169	45,395	40,882	-	4,513
S963	Funeral and related activities	97	21,778	19,545	-	2,233
	II - Cagayan Valley	590	193,817	179,194	649	13,974
S951	Repair of computers and communications equipment	21	4,763	4,311	-	453
S952	Repair of personal and household goods	51	12,021	11,533	-	488
S961	Personal services for wellness, except sports activities	310	136,858	127,485	649	8,724
S962	Laundry services	124	12,010	10,786	-	1,224
S963	Funeral and related activities	78	27,574	24,528	-	3,045
S969	Other personal service activities, n.e.c.	6	590	550	-	40
	III - Central Luzon	1,124	536,765	496,093	3,578	37,094
S951	Repair of computers and communications equipment	64	8,477	7,998	-	479
S952	Repair of personal and household goods	145	44,469	42,115	151	2,204
S961	Personal services for wellness, except sports activities	521	332,135	303,772	1,911	26,452
S962	Laundry services	254	81,636	76,161	1,309	4,166
S963	Funeral and related activities	133	64,908	61,577	-	3,332
S969	Other personal service activities, n.e.c.	7	5,139	4,470	208	461

Continued

TABLE 3 Number of Establishments and Compensation by Type for Other Service Activities Establishments by Region and Industry Group: Philippines, 2018 *(continued)**(Values are in thousand PhP, except for number of establishments. Details may not add-up to total due to rounding and/or statistical disclosure control.)*

2009 PSIC Code	Region/ Industry Description	Number of Establishments	Compensation			
			Total	Gross Salaries and Wages (Excluding R&D Personnel)	Separation, Retirement/ Terminal Pay, Gratuities, etc. (Excluding R&D Personnel)	Total Employers' Contribution to SSS/GSIS, ECC, etc. (Excluding R&D Personnel)
		(1)	(2)	(3)	(4)	(5)
	IVA - CALABARZON	1,206	1,057,762	960,244	8,153	80,670
S951	Repair of computers and communications equipment	37	128,302	114,040	-	6,652
S952	Repair of personal and household goods	109	132,062	123,012	577	8,474
S961	Personal services for wellness, except sports activities	662	439,128	399,599	706	38,823
S962	Laundry services	263	204,734	182,089	4,441	17,117
S963	Funeral and related activities	120	110,144	101,111	931	8,102
S969	Other personal service activities, n.e.c.	14	43,391	40,392	1,498	1,501
	MIMAROPA Region	551	185,280	170,986	642	13,653
S951	Repair of computers and communications equipment	S	S	S	S	S
S952	Repair of personal and household goods	S	S	S	S	S
S961	Personal services for wellness, except sports activities	385	131,094	119,572	-	11,522
S962	Laundry services	86	23,906	22,953	642	310
S963	Funeral and related activities	71	26,278	24,789	-	1,489
	V - Bicol Region	974	560,059	419,889	104,888	35,282
S951	Repair of computers and communications equipment	26	14,061	12,481	359	1,222
S952	Repair of personal and household goods	125	38,305	34,947	-	3,357
S961	Personal services for wellness, except sports activities	505	290,551	271,113	-	19,437
S962	Laundry services	206	61,622	53,164	-	8,458
S963	Funeral and related activities	111	155,520	48,184	104,529	2,807
	VI - Western Visayas	1,028	3,561,269	3,240,361	8,419	312,489
S951	Repair of computers and communications equipment	50	21,921	20,253	-	1,668

Continued

TABLE 3 Number of Establishments and Compensation by Type for Other Service Activities Establishments by Region and Industry Group: Philippines, 2018 (*continued*)

(Values are in thousand PhP, except for number of establishments. Details may not add-up to total due to rounding and/or statistical disclosure control.)

2009 PSIC Code	Region/ Industry Description	Number of Establishments	Compensation			
			Total	Gross Salaries and Wages (Excluding R&D Personnel)	Separation, Retirement/ Terminal Pay, Gratuities, etc. (Excluding R&D Personnel)	Total Employers' Contribution to SSS/GSIS, ECC, etc. (Excluding R&D Personnel)
		(1)	(2)	(3)	(4)	(5)
S952	Repair of personal and household goods	99	71,172	62,380	2,303	6,489
S961	Personal services for wellness, except sports activities	606	3,308,697	3,009,219	2,939	296,539
S962	Laundry services	170	52,025	46,048	2,826	3,150
S963	Funeral and related activities	103	107,453	102,462	350	4,642
	VII - Central Visayas	1,602	918,875	830,053	18,083	70,739
S951	Repair of computers and communications equipment	21	5,545	5,346	-	199
S952	Repair of personal and household goods	162	165,066	143,182	9,321	12,563
S961	Personal services for wellness, except sports activities	1,040	592,192	538,184	7,359	46,649
S962	Laundry services	260	37,008	34,871	249	1,889
S963	Funeral and related activities	104	115,339	105,275	927	9,137
S969	Other personal service activities, n.e.c.	14	3,725	3,195	227	303
	VIII - Eastern Visayas	735	251,155	229,669	-	21,486
S951	Repair of computers and communications equipment	18	5,939	5,853	-	86
S952	Repair of personal and household goods	82	45,836	43,012	-	2,824
S961	Personal services for wellness, except sports activities	344	129,266	114,519	-	14,746
S962	Laundry services	206	33,535	32,143	-	1,392
S963	Funeral and related activities	78	34,387	32,060	-	2,327
S969	Other personal service activities, n.e.c.	6	2,192	2,081	-	111
	IX - Zamboanga Peninsula	948	390,795	345,617	2,185	42,993
S951	Repair of computers and communications equipment	S	S	S	S	S
S952	Repair of personal and household goods	84	14,296	13,384	-	912

Continued

TABLE 3 Number of Establishments and Compensation by Type for Other Service Activities Establishments by Region and Industry Group: Philippines, 2018 *(continued)**(Values are in thousand PhP, except for number of establishments. Details may not add-up to total due to rounding and/or statistical disclosure control.)*

2009 PSIC Code	Region/ Industry Description	Number of Establishments	Compensation			
			Total	Gross Salaries and Wages (Excluding R&D Personnel)	Separation, Retirement/ Terminal Pay, Gratuities, etc. (Excluding R&D Personnel)	Total Employers' Contribution to SSS/GSIS, ECC, etc. (Excluding R&D Personnel)
		(1)	(2)	(3)	(4)	(5)
S961	Personal services for wellness, except sports activities	583	272,120	236,391	1,662	34,068
S962	Laundry services	165	36,141	33,447	-	2,694
S963	Funeral and related activities	105	61,721	56,340	522	4,858
S969	Other personal service activities, n.e.c.	S	S	S	S	S
	X - Northern Mindanao	696	387,670	360,608	215	26,848
S951	Repair of computers and communications equipment	18	9,434	9,125	-	309
S952	Repair of personal and household goods	56	43,896	36,161	-	7,735
S961	Personal services for wellness, except sports activities	428	228,904	215,938	-	12,966
S962	Laundry services	124	29,852	28,758	-	1,095
S963	Funeral and related activities	63	65,123	61,018	-	4,105
S969	Other personal service activities, n.e.c.	6	10,461	9,608	215	639
	XI - Davao Region	664	450,527	395,981	18,486	36,061
S951	Repair of computers and communications equipment	21	21,497	20,274	-	1,223
S952	Repair of personal and household goods	120	100,568	87,833	4,607	8,128
S961	Personal services for wellness, except sports activities	368	220,528	187,502	13,879	19,147
S962	Laundry services	83	31,202	29,243	-	1,959
S963	Funeral and related activities	63	75,536	70,016	-	5,520
S969	Other personal service activities, n.e.c.	7	1,196	1,112	-	84
	XII - SOCCSKSARGEN	816	265,536	248,879	-	16,657
S952	Repair of personal and household goods	38	8,032	6,741	-	1,290
S961	Personal services for wellness, except sports activities	413	154,005	145,796	-	8,209

Continued

TABLE 3 Number of Establishments and Compensation by Type for Other Service Activities Establishments by Region and Industry Group: Philippines, 2018 *(continued)*

(Values are in thousand PhP, except for number of establishments. Details may not add-up to total due to rounding and/or statistical disclosure control.)

2009 PSIC Code	Region/ Industry Description	Number of Establishments	Compensation			
			Total	Gross Salaries and Wages (Excluding R&D Personnel)	Separation, Retirement/ Terminal Pay, Gratuities, etc. (Excluding R&D Personnel)	Total Employers' Contribution to SSS/GSIS, ECC, etc. (Excluding R&D Personnel)
		(1)	(2)	(3)	(4)	(5)
S962	Laundry services	251	50,328	46,055	-	4,273
S963	Funeral and related activities	110	53,171	50,286	-	2,885
S969	Other personal service activities, n.e.c.	4	-	-	-	-
	XIII - Caraga	364	107,204	100,404	134	6,666
S951	Repair of computers and communications equipment	9	2,085	1,944	-	141
S952	Repair of personal and household goods	59	48,829	44,411	134	4,283
S961	Personal services for wellness, except sports activities	203	34,732	33,458	-	1,274
S962	Laundry services	41	536	412	-	124
S963	Funeral and related activities	45	19,374	18,574	-	800
S969	Other personal service activities, n.e.c.	6	1,649	1,606	-	43
	Autonomous Region in Muslim Mindanao	177	18,913	18,557	-	357
S951	Repair of computers and communications equipment	11	769	769	-	-
S961	Personal services for wellness, except sports activities	153	15,796	15,439	-	357
S963	Funeral and related activities	13	2,348	2,348	-	-

Continued

TABLE 3 Number of Establishments and Compensation by Type for Other Service Activities Establishments by Region and Industry Group: Philippines, 2018 *(continued)**(Values are in thousand PhP, except for number of establishments. Details may not add-up to total due to rounding and/or statistical disclosure control.)*

2009 PSIC Code	Region/ Industry Description	Compensation		
		Gross Salaries and Wages (R&D Personnel)	Separation, Retirement/ Terminal pay, Gratuities, etc. (R&D Personnel)	Total Employers' Contribution to SSS/GSIS, ECC, etc. (R&D Personnel)
		(6)	(7)	(8)
	PHILIPPINES	9,226	-	272
S951	Repair of computers and communications equipment	8,220	-	191
S952	Repair of personal and household goods	-	-	-
S961	Personal services for wellness, except sports activities	-	-	-
S962	Laundry services	1,006	-	80
S963	Funeral and related activities	-	-	-
S969	Other personal service activities, n.e.c.	-	-	-
	National Capital Region	798	-	4
S951	Repair of computers and communications equipment	798	-	4
S952	Repair of personal and household goods	-	-	-
S961	Personal services for wellness, except sports activities	-	-	-
S962	Laundry services	-	-	-
S963	Funeral and related activities	-	-	-
S969	Other personal service activities, n.e.c.	-	-	-
	Cordillera Administrative Region	-	-	-
S951	Repair of computers and communications equipment	-	-	-
S952	Repair of personal and household goods	-	-	-
S961	Personal services for wellness, except sports activities	-	-	-
S962	Laundry services	-	-	-
S963	Funeral and related activities	-	-	-
S969	Other personal service activities, n.e.c.	-	-	-

Continued

TABLE 3 Number of Establishments and Compensation by Type for Other Service Activities Establishments by Region and Industry Group: Philippines, 2018 *(continued)*

(Values are in thousand PhP, except for number of establishments. Details may not add-up to total due to rounding and/or statistical disclosure control.)

2009 PSIC Code	Region/ Industry Description	Compensation		
		Gross Salaries and Wages (R&D Personnel)	Separation, Retirement/ Terminal pay, Gratuities, etc. (R&D Personnel)	Total Employers' Contribution to SSS/GSIS, ECC, etc. (R&D Personnel)
		(6)	(7)	(8)
	I - Ilocos Region	-	-	-
S951	Repair of computers and communications equipment	-	-	-
S952	Repair of personal and household goods	-	-	-
S961	Personal services for wellness, except sports activities	-	-	-
S962	Laundry services	-	-	-
S963	Funeral and related activities	-	-	-
	II - Cagayan Valley	-	-	-
S951	Repair of computers and communications equipment	-	-	-
S952	Repair of personal and household goods	-	-	-
S961	Personal services for wellness, except sports activities	-	-	-
S962	Laundry services	-	-	-
S963	Funeral and related activities	-	-	-
S969	Other personal service activities, n.e.c.	-	-	-
	III - Central Luzon	-	-	-
S951	Repair of computers and communications equipment	-	-	-
S952	Repair of personal and household goods	-	-	-
S961	Personal services for wellness, except sports activities	-	-	-
S962	Laundry services	-	-	-
S963	Funeral and related activities	-	-	-
S969	Other personal service activities, n.e.c.	-	-	-

Continued

TABLE 3 Number of Establishments and Compensation by Type for Other Service Activities Establishments by Region and Industry Group: Philippines, 2018 *(continued)**(Values are in thousand PhP, except for number of establishments. Details may not add-up to total due to rounding and/or statistical disclosure control.)*

2009 PSIC Code	Region/ Industry Description	Compensation		
		Gross Salaries and Wages (R&D Personnel)	Separation, Retirement/ Terminal pay, Gratuities, etc. (R&D Personnel)	Total Employers' Contribution to SSS/GSIS, ECC, etc. (R&D Personnel)
		(6)	(7)	(8)
	IVA - CALABARZON	8,428	-	267
S951	Repair of computers and communications equipment	7,422	-	187
S952	Repair of personal and household goods	-	-	-
S961	Personal services for wellness, except sports activities	-	-	-
S962	Laundry services	1,006	-	80
S963	Funeral and related activities	-	-	-
S969	Other personal service activities, n.e.c.	-	-	-
	MIMAROPA Region	-	-	-
S951	Repair of computers and communications equipment	S	S	S
S952	Repair of personal and household goods	S	S	S
S961	Personal services for wellness, except sports activities	-	-	-
S962	Laundry services	-	-	-
S963	Funeral and related activities	-	-	-
	V - Bicol Region	-	-	-
S951	Repair of computers and communications equipment	-	-	-
S952	Repair of personal and household goods	-	-	-
S961	Personal services for wellness, except sports activities	-	-	-
S962	Laundry services	-	-	-
S963	Funeral and related activities	-	-	-
	VI - Western Visayas	-	-	-
S951	Repair of computers and communications equipment	-	-	-

Continued

TABLE 3 Number of Establishments and Compensation by Type for Other Service Activities Establishments by Region and Industry Group: Philippines, 2018 (*continued*)

(Values are in thousand PhP, except for number of establishments. Details may not add-up to total due to rounding and/or statistical disclosure control.)

2009 PSIC Code	Region/ Industry Description	Compensation		
		Gross Salaries and Wages (R&D Personnel)	Separation, Retirement/ Terminal pay, Gratuities, etc. (R&D Personnel)	Total Employers' Contribution to SSS/GSIS, ECC, etc. (R&D Personnel)
		(6)	(7)	(8)
S952	Repair of personal and household goods	-	-	-
S961	Personal services for wellness, except sports activities	-	-	-
S962	Laundry services	-	-	-
S963	Funeral and related activities	-	-	-
	VII - Central Visayas	-	-	-
S951	Repair of computers and communications equipment	-	-	-
S952	Repair of personal and household goods	-	-	-
S961	Personal services for wellness, except sports activities	-	-	-
S962	Laundry services	-	-	-
S963	Funeral and related activities	-	-	-
S969	Other personal service activities, n.e.c.	-	-	-
	VIII - Eastern Visayas	-	-	-
S951	Repair of computers and communications equipment	-	-	-
S952	Repair of personal and household goods	-	-	-
S961	Personal services for wellness, except sports activities	-	-	-
S962	Laundry services	-	-	-
S963	Funeral and related activities	-	-	-
S969	Other personal service activities, n.e.c.	-	-	-
	IX - Zamboanga Peninsula	-	-	-
S951	Repair of computers and communications equipment	S	S	S
S952	Repair of personal and household goods	-	-	-

Continued

TABLE 3 Number of Establishments and Compensation by Type for Other Service Activities Establishments by Region and Industry Group: Philippines, 2018 *(continued)**(Values are in thousand PhP, except for number of establishments. Details may not add-up to total due to rounding and/or statistical disclosure control.)*

2009 PSIC Code	Region/ Industry Description	Compensation		
		Gross Salaries and Wages (R&D Personnel)	Separation, Retirement/ Terminal pay, Gratuities, etc. (R&D Personnel)	Total Employers' Contribution to SSS/GSIS, ECC, etc. (R&D Personnel)
		(6)	(7)	(8)
S961	Personal services for wellness, except sports activities	-	-	-
S962	Laundry services	-	-	-
S963	Funeral and related activities	-	-	-
S969	Other personal service activities, n.e.c.	S	S	S
	X - Northern Mindanao	-	-	-
S951	Repair of computers and communications equipment	-	-	-
S952	Repair of personal and household goods	-	-	-
S961	Personal services for wellness, except sports activities	-	-	-
S962	Laundry services	-	-	-
S963	Funeral and related activities	-	-	-
S969	Other personal service activities, n.e.c.	-	-	-
	XI - Davao Region	-	-	-
S951	Repair of computers and communications equipment	-	-	-
S952	Repair of personal and household goods	-	-	-
S961	Personal services for wellness, except sports activities	-	-	-
S962	Laundry services	-	-	-
S963	Funeral and related activities	-	-	-
S969	Other personal service activities, n.e.c.	-	-	-
	XII - SOCCSKSARGEN	-	-	-
S952	Repair of personal and household goods	-	-	-
S961	Personal services for wellness, except sports activities	-	-	-

Continued

TABLE 3 Number of Establishments and Compensation by Type for Other Service Activities Establishments by Region and Industry Group: Philippines, 2018 (*concluded*)

(Values are in thousand PhP, except for number of establishments. Details may not add-up to total due to rounding and/or statistical disclosure control.)

2009 PSIC Code	Region/ Industry Description	Compensation		
		Gross Salaries and Wages (R&D Personnel)	Separation, Retirement/ Terminal pay, Gratuities, etc. (R&D Personnel)	Total Employers' Contribution to SSS/GSIS, ECC, etc. (R&D Personnel)
		(6)	(7)	(8)
S962	Laundry services	-	-	-
S963	Funeral and related activities	-	-	-
S969	Other personal service activities, n.e.c.	-	-	-
	XIII - Caraga	-	-	-
S951	Repair of computers and communications equipment	-	-	-
S952	Repair of personal and household goods	-	-	-
S961	Personal services for wellness, except sports activities	-	-	-
S962	Laundry services	-	-	-
S963	Funeral and related activities	-	-	-
S969	Other personal service activities, n.e.c.	-	-	-
	Autonomous Region in Muslim Mindanao	-	-	-
S951	Repair of computers and communications equipment	-	-	-
S961	Personal services for wellness, except sports activities	-	-	-
S963	Funeral and related activities	-	-	-

Note:

- denotes zero value

S - Data Suppressed

Source: Philippine Statistics Authority, 2018 Census of Philippine Business and Industry

TABLE 4 Number of Establishments and Revenue by Type for Other Service Activities Establishments by Region and Industry Group: Philippines, 2018*(Values are in thousand PhP, except for number of establishments. Details may not add-up to total due to rounding and/or statistical disclosure control.)*

2009 PSIC Code	Region/ Industry Description	Number of Establishments	Revenue			
			Total	Revenue from Service Rendered	Real Estate Sales	Commissions and Fees Earned
		(1)	(2)	(3)	(4)	(5)
	PHILIPPINES	15,469	82,874,502	63,132,981	556,940	34,818
S951	Repair of computers and communications equipment	398	4,181,201	1,975,627	-	-
S952	Repair of personal and household goods	1,455	7,340,437	5,927,447	-	545
S961	Personal services for wellness, except sports activities	9,178	56,526,346	43,053,550	-	14,501
S962	Laundry services	2,881	4,979,133	4,821,315	-	1,902
S963	Funeral and related activities	1,475	9,339,814	7,046,765	556,940	17,870
S969	Other personal service activities, n.e.c.	81	507,570	308,277	-	-
	National Capital Region	2,393	22,945,360	21,406,772	89,528	5,520
S951	Repair of computers and communications equipment	39	544,032	500,755	-	-
S952	Repair of personal and household goods	151	2,026,996	1,698,309	-	-
S961	Personal services for wellness, except sports activities	1,856	16,822,512	16,080,984	-	-
S962	Laundry services	226	1,756,242	1,670,668	-	-
S963	Funeral and related activities	113	1,773,989	1,434,467	89,528	5,520
S969	Other personal service activities, n.e.c.	7	21,589	21,589	-	-
	Cordillera Administrative Region	763	1,724,322	1,508,601	-	-
S951	Repair of computers and communications equipment	21	37,380	37,380	-	-
S952	Repair of personal and household goods	101	194,021	187,855	-	-
S961	Personal services for wellness, except sports activities	323	653,174	638,593	-	-
S962	Laundry services	251	187,390	187,390	-	-
S963	Funeral and related activities	64	650,139	455,203	-	-
S969	Other personal service activities, n.e.c.	3	2,219	2,180	-	-

Continued

TABLE 4 Number of Establishments and Revenue by Type for Other Service Activities Establishments by Region and Industry Group: Philippines, 2018 (*continued*)

(Values are in thousand PhP, except for number of establishments. Details may not add-up to total due to rounding and/or statistical disclosure control.)

2009 PSIC Code	Region/ Industry Description	Number of Establishments	Revenue			
			Total	Revenue from Service Rendered	Real Estate Sales	Commissions and Fees Earned
		(1)	(2)	(3)	(4)	(5)
	I - Ilocos Region	836	2,928,011	2,139,985	-	1,902
S951	Repair of computers and communications equipment	21	13,651	11,914	-	-
S952	Repair of personal and household goods	72	139,234	139,044	-	-
S961	Personal services for wellness, except sports activities	477	2,386,022	1,670,293	-	-
S962	Laundry services	169	145,583	143,681	-	1,902
S963	Funeral and related activities	97	243,522	175,053	-	-
	II - Cagayan Valley	590	768,039	691,926	-	-
S951	Repair of computers and communications equipment	21	26,213	12,456	-	-
S952	Repair of personal and household goods	51	33,001	29,626	-	-
S961	Personal services for wellness, except sports activities	310	515,636	498,918	-	-
S962	Laundry services	124	54,458	50,994	-	-
S963	Funeral and related activities	78	134,127	96,719	-	-
S969	Other personal service activities, n.e.c.	6	4,604	3,212	-	-
	III - Central Luzon	1,124	2,513,053	2,341,844	-	-
S951	Repair of computers and communications equipment	64	61,349	31,384	-	-
S952	Repair of personal and household goods	145	178,984	160,564	-	-
S961	Personal services for wellness, except sports activities	521	1,085,588	1,059,746	-	-
S962	Laundry services	254	614,985	582,931	-	-
S963	Funeral and related activities	133	549,719	484,812	-	-
S969	Other personal service activities, n.e.c.	7	22,427	22,406	-	-

Continued

TABLE 4 Number of Establishments and Revenue by Type for Other Service Activities Establishments by Region and Industry Group: Philippines, 2018 *(continued)**(Values are in thousand PhP, except for number of establishments. Details may not add-up to total due to rounding and/or statistical disclosure control.)*

2009 PSIC Code	Region/ Industry Description	Number of Establishments	Revenue			
			Total	Revenue from Service Rendered	Real Estate Sales	Commissions and Fees Earned
		(1)	(2)	(3)	(4)	(5)
	IVA - CALABARZON	1,206	4,864,148	4,565,897	6,159	-
S951	Repair of computers and communications equipment	37	1,176,019	1,175,938	-	-
S952	Repair of personal and household goods	109	747,252	692,224	-	-
S961	Personal services for wellness, except sports activities	662	1,441,759	1,337,568	-	-
S962	Laundry services	263	674,839	674,407	-	-
S963	Funeral and related activities	120	603,568	467,059	6,159	-
S969	Other personal service activities, n.e.c.	14	220,711	218,702	-	-
	MIMAROPA Region	551	650,490	611,566	-	-
S951	Repair of computers and communications equipment	S	S	S	S	S
S952	Repair of personal and household goods	S	S	S	S	S
S961	Personal services for wellness, except sports activities	385	320,105	287,338	-	-
S962	Laundry services	86	84,815	84,815	-	-
S963	Funeral and related activities	71	226,385	220,254	-	-
	V - Bicol Region	974	2,748,208	2,172,964	144,595	-
S951	Repair of computers and communications equipment	26	83,189	63,408	-	-
S952	Repair of personal and household goods	125	538,514	210,037	-	-
S961	Personal services for wellness, except sports activities	505	741,108	676,214	-	-
S962	Laundry services	206	282,048	282,048	-	-
S963	Funeral and related activities	111	1,103,349	941,257	144,595	-
	VI - Western Visayas	1,028	27,496,168	15,754,455	-	14,972
S951	Repair of computers and communications equipment	50	105,110	15,301	-	-

Continued

TABLE 4 Number of Establishments and Revenue by Type for Other Service Activities Establishments by Region and Industry Group: Philippines, 2018 (*continued*)

(Values are in thousand PhP, except for number of establishments. Details may not add-up to total due to rounding and/or statistical disclosure control.)

2009 PSIC Code	Region/ Industry Description	Number of Establishments	Revenue			
			Total	Revenue from Service Rendered	Real Estate Sales	Commissions and Fees Earned
		(1)	(2)	(3)	(4)	(5)
S952	Repair of personal and household goods	99	454,479	390,316	-	545
S961	Personal services for wellness, except sports activities	606	26,267,712	14,759,189	-	14,428
S962	Laundry services	170	180,786	159,924	-	-
S963	Funeral and related activities	103	488,081	429,725	-	-
	VII - Central Visayas	1,602	4,650,446	4,206,794	-	407
S951	Repair of computers and communications equipment	21	17,000	17,000	-	-
S952	Repair of personal and household goods	162	949,961	724,456	-	-
S961	Personal services for wellness, except sports activities	1,040	2,224,468	2,210,445	-	32
S962	Laundry services	260	179,309	179,309	-	-
S963	Funeral and related activities	104	1,262,162	1,061,358	-	375
S969	Other personal service activities, n.e.c.	14	17,546	14,225	-	-
	VIII - Eastern Visayas	735	1,039,898	862,407	-	-
S951	Repair of computers and communications equipment	18	33,372	33,372	-	-
S952	Repair of personal and household goods	82	205,994	126,221	-	-
S961	Personal services for wellness, except sports activities	344	525,826	443,468	-	-
S962	Laundry services	206	107,343	107,343	-	-
S963	Funeral and related activities	78	163,415	148,054	-	-
S969	Other personal service activities, n.e.c.	6	3,949	3,949	-	-
	IX - Zamboanga Peninsula	948	1,709,800	1,483,821	-	-
S951	Repair of computers and communications equipment	S	S	S	S	S
S952	Repair of personal and household goods	84	94,611	74,762	-	-

Continued

TABLE 4 Number of Establishments and Revenue by Type for Other Service Activities Establishments by Region and Industry Group: Philippines, 2018 *(continued)**(Values are in thousand PhP, except for number of establishments. Details may not add-up to total due to rounding and/or statistical disclosure control.)*

2009 PSIC Code	Region/ Industry Description	Number of Establishments	Revenue			
			Total	Revenue from Service Rendered	Real Estate Sales	Commissions and Fees Earned
		(1)	(2)	(3)	(4)	(5)
S961	Personal services for wellness, except sports activities	583	1,083,363	1,081,192	-	-
S962	Laundry services	165	118,569	118,569	-	-
S963	Funeral and related activities	105	399,300	195,652	-	-
S969	Other personal service activities, n.e.c.	S	S	S	S	S
	X - Northern Mindanao	696	2,376,501	1,509,617	303,810	11,975
S951	Repair of computers and communications equipment	18	55,254	34,529	-	-
S952	Repair of personal and household goods	56	368,076	162,589	-	-
S961	Personal services for wellness, except sports activities	428	850,384	796,861	-	-
S962	Laundry services	124	179,223	179,223	-	-
S963	Funeral and related activities	63	730,913	334,340	303,810	11,975
S969	Other personal service activities, n.e.c.	6	192,652	2,075	-	-
	XI - Davao Region	664	4,184,716	1,986,953	-	42
S951	Repair of computers and communications equipment	21	1,874,936	8,803	-	-
S952	Repair of personal and household goods	120	704,695	658,900	-	-
S961	Personal services for wellness, except sports activities	368	830,084	791,937	-	42
S962	Laundry services	83	177,532	172,171	-	-
S963	Funeral and related activities	63	592,183	350,539	-	-
S969	Other personal service activities, n.e.c.	7	5,286	4,603	-	-
	XII - SOCCSKSARGEN	816	1,020,104	963,538	12,850	-
S952	Repair of personal and household goods	38	66,435	44,163	-	-
S961	Personal services for wellness, except sports activities	413	524,596	524,596	-	-

Continued

TABLE 4 Number of Establishments and Revenue by Type for Other Service Activities Establishments by Region and Industry Group: Philippines, 2018 (*continued*)

(Values are in thousand PhP, except for number of establishments. Details may not add-up to total due to rounding and/or statistical disclosure control.)

2009 PSIC Code	Region/ Industry Description	Number of Establishments	Revenue			
			Total	Revenue from Service Rendered	Real Estate Sales	Commissions and Fees Earned
		(1)	(2)	(3)	(4)	(5)
S962	Laundry services	251	229,430	221,259	-	-
S963	Funeral and related activities	110	198,693	172,569	12,850	-
S969	Other personal service activities, n.e.c.	4	951	951	-	-
	XIII - Caraga	364	1,152,419	880,025	-	-
S951	Repair of computers and communications equipment	9	128,826	8,826	-	-
S952	Repair of personal and household goods	59	637,416	627,641	-	-
S961	Personal services for wellness, except sports activities	203	158,184	157,380	-	-
S962	Laundry services	41	6,583	6,583	-	-
S963	Funeral and related activities	45	215,573	75,008	-	-
S969	Other personal service activities, n.e.c.	6	5,836	4,587	-	-
	Autonomous Region in Muslim Mindanao	177	102,818	45,819	-	-
S951	Repair of computers and communications equipment	11	2,297	2,297	-	-
S961	Personal services for wellness, except sports activities	153	95,825	38,826	-	-
S963	Funeral and related activities	13	4,696	4,696	-	-

Continued

TABLE 4 Number of Establishments and Revenue by Type for Other Service Activities Establishments by Region and Industry Group: Philippines, 2018 (*continued*)*(Values are in thousand PhP, except for number of establishments. Details may not add-up to total due to rounding and/or statistical disclosure control.)*

2009 PSIC Code	Region/ Industry Description	Revenue			
		Revenue from Renting and Leasing Services of Real Estate Properties (For real estate activities)	Revenue from Non- Industrial Service Done for Others	Sale of Goods	Interest Income
		(6)	(7)	(8)	(9)
	PHILIPPINES	105,978	469,642	18,192,455	45,001
S951	Repair of computers and communications equipment	-	28,540	2,167,538	6,666
S952	Repair of personal and household goods	3,862	11,898	1,300,032	3,214
S961	Personal services for wellness, except sports activities	8,193	313,788	12,961,314	4,224
S962	Laundry services	85,513	30,834	8,997	339
S963	Funeral and related activities	8,410	84,582	1,558,549	30,556
S969	Other personal service activities, n.e.c.	-	-	196,024	2
	National Capital Region	93,706	354,181	801,701	25,086
S951	Repair of computers and communications equipment	-	1,114	39,344	32
S952	Repair of personal and household goods	-	-	321,189	485
S961	Personal services for wellness, except sports activities	8,193	301,258	286,777	711
S962	Laundry services	85,513	-	-	61
S963	Funeral and related activities	-	51,808	154,392	23,796
S969	Other personal service activities, n.e.c.	-	-	-	-
	Cordillera Administrative Region	-	5,802	178,815	8,531
S951	Repair of computers and communications equipment	-	-	-	-
S952	Repair of personal and household goods	-	189	1,177	60
S961	Personal services for wellness, except sports activities	-	-	-	2,584
S962	Laundry services	-	-	-	-
S963	Funeral and related activities	-	5,613	177,638	5,887
S969	Other personal service activities, n.e.c.	-	-	-	-

Continued

TABLE 4 Number of Establishments and Revenue by Type for Other Service Activities Establishments by Region and Industry Group: Philippines, 2018 *(continued)*

(Values are in thousand PhP, except for number of establishments. Details may not add-up to total due to rounding and/or statistical disclosure control.)

2009 PSIC Code	Region/ Industry Description	Revenue			
		Revenue from Renting and Leasing Services of Real Estate Properties (For real estate activities)	Revenue from Non- Industrial Service Done for Others	Sale of Goods	Interest Income
		(6)	(7)	(8)	(9)
	I - Ilocos Region	-	-	785,202	241
S951	Repair of computers and communications equipment	-	-	1,736	-
S952	Repair of personal and household goods	-	-	-	16
S961	Personal services for wellness, except sports activities	-	-	715,730	-
S962	Laundry services	-	-	-	-
S963	Funeral and related activities	-	-	67,736	225
	II - Cagayan Valley	-	5,226	68,427	-
S951	Repair of computers and communications equipment	-	700	13,057	-
S952	Repair of personal and household goods	-	1,063	-	-
S961	Personal services for wellness, except sports activities	-	-	16,570	-
S962	Laundry services	-	3,463	-	-
S963	Funeral and related activities	-	-	37,408	-
S969	Other personal service activities, n.e.c.	-	-	1,392	-
	III - Central Luzon	-	24,664	116,271	33
S951	Repair of computers and communications equipment	-	19,267	10,698	-
S952	Repair of personal and household goods	-	-	18,420	-
S961	Personal services for wellness, except sports activities	-	3,169	22,250	26
S962	Laundry services	-	2,228	-	2
S963	Funeral and related activities	-	-	64,902	5
S969	Other personal service activities, n.e.c.	-	-	-	-

Continued

TABLE 4 Number of Establishments and Revenue by Type for Other Service Activities Establishments by Region and Industry Group: Philippines, 2018 *(continued)**(Values are in thousand PhP, except for number of establishments. Details may not add-up to total due to rounding and/or statistical disclosure control.)*

2009 PSIC Code	Region/ Industry Description	Revenue			
		Revenue from Renting and Leasing Services of Real Estate Properties (For real estate activities)	Revenue from Non- Industrial Service Done for Others	Sale of Goods	Interest Income
		(6)	(7)	(8)	(9)
	IVA - CALABARZON	-	15,636	260,408	464
S951	Repair of computers and communications equipment	-	-	37	-
S952	Repair of personal and household goods	-	7,335	47,665	6
S961	Personal services for wellness, except sports activities	-	6,137	84,940	15
S962	Laundry services	-	-	-	22
S963	Funeral and related activities	-	2,164	127,766	420
S969	Other personal service activities, n.e.c.	-	-	-	-
	MIMAROPA Region	-	27	38,898	-
S951	Repair of computers and communications equipment	S	S	S	S
S952	Repair of personal and household goods	S	S	S	S
S961	Personal services for wellness, except sports activities	-	-	32,766	-
S962	Laundry services	-	-	-	-
S963	Funeral and related activities	-	-	6,131	-
	V - Bicol Region	-	1,760	379,523	418
S951	Repair of computers and communications equipment	-	-	19,781	-
S952	Repair of personal and household goods	-	-	285,438	-
S961	Personal services for wellness, except sports activities	-	-	64,477	418
S962	Laundry services	-	-	-	-
S963	Funeral and related activities	-	1,760	9,827	-
	VI - Western Visayas	-	25,157	11,680,923	8,460
S951	Repair of computers and communications equipment	-	7,458	75,717	6,633

Continued

TABLE 4 Number of Establishments and Revenue by Type for Other Service Activities Establishments by Region and Industry Group: Philippines, 2018 (*continued*)

(Values are in thousand PhP, except for number of establishments. Details may not add-up to total due to rounding and/or statistical disclosure control.)

2009 PSIC Code	Region/ Industry Description	Revenue			
		Revenue from Renting and Leasing Services of Real Estate Properties (For real estate activities)	Revenue from Non- Industrial Service Done for Others	Sale of Goods	Interest Income
		(6)	(7)	(8)	(9)
S952	Repair of personal and household goods	-	473	49,470	1,826
S961	Personal services for wellness, except sports activities	-	-	11,493,953	-
S962	Laundry services	-	17,226	3,637	-
S963	Funeral and related activities	-	-	58,146	-
	VII - Central Visayas	-	8,340	432,944	964
S951	Repair of computers and communications equipment	-	-	-	-
S952	Repair of personal and household goods	-	-	224,392	520
S961	Personal services for wellness, except sports activities	-	3,064	10,192	332
S962	Laundry services	-	-	-	-
S963	Funeral and related activities	-	5,277	195,040	112
S969	Other personal service activities, n.e.c.	-	-	3,320	-
	VIII - Eastern Visayas	3,862	-	173,628	1
S951	Repair of computers and communications equipment	-	-	-	-
S952	Repair of personal and household goods	3,862	-	75,909	1
S961	Personal services for wellness, except sports activities	-	-	82,358	-
S962	Laundry services	-	-	-	-
S963	Funeral and related activities	-	-	15,361	-
S969	Other personal service activities, n.e.c.	-	-	-	-
	IX - Zamboanga Peninsula	-	-	225,866	113
S951	Repair of computers and communications equipment	S	S	S	S
S952	Repair of personal and household goods	-	-	19,849	-

Continued

TABLE 4 Number of Establishments and Revenue by Type for Other Service Activities Establishments by Region and Industry Group: Philippines, 2018 *(continued)**(Values are in thousand PhP, except for number of establishments. Details may not add-up to total due to rounding and/or statistical disclosure control.)*

2009 PSIC Code	Region/ Industry Description	Revenue			
		Revenue from Renting and Leasing Services of Real Estate Properties (For real estate activities)	Revenue from Non- Industrial Service Done for Others	Sale of Goods	Interest Income
		(6)	(7)	(8)	(9)
S961	Personal services for wellness, except sports activities	-	-	2,170	-
S962	Laundry services	-	-	-	-
S963	Funeral and related activities	-	-	203,537	111
S969	Other personal service activities, n.e.c.	S	S	S	S
	X - Northern Mindanao	-	-	548,688	-
S951	Repair of computers and communications equipment	-	-	20,725	-
S952	Repair of personal and household goods	-	-	205,487	-
S961	Personal services for wellness, except sports activities	-	-	53,523	-
S962	Laundry services	-	-	-	-
S963	Funeral and related activities	-	-	79,573	-
S969	Other personal service activities, n.e.c.	-	-	189,381	-
	XI - Davao Region	-	1,106	2,172,479	438
S951	Repair of computers and communications equipment	-	-	1,866,134	-
S952	Repair of personal and household goods	-	946	20,853	299
S961	Personal services for wellness, except sports activities	-	161	37,805	139
S962	Laundry services	-	-	5,361	-
S963	Funeral and related activities	-	-	241,645	-
S969	Other personal service activities, n.e.c.	-	-	683	-
	XII - SOCCSKSARGEN	-	9,782	25,661	254
S952	Repair of personal and household goods	-	1,866	20,407	-
S961	Personal services for wellness, except sports activities	-	-	-	-

Continued

TABLE 4 Number of Establishments and Revenue by Type for Other Service Activities Establishments by Region and Industry Group: Philippines, 2018 (*continued*)

(Values are in thousand PhP, except for number of establishments. Details may not add-up to total due to rounding and/or statistical disclosure control.)

2009 PSIC Code	Region/ Industry Description	Revenue			
		Revenue from Renting and Leasing Services of Real Estate Properties (For real estate activities)	Revenue from Non- Industrial Service Done for Others	Sale of Goods	Interest Income
		(6)	(7)	(8)	(9)
S962	Laundry services	-	7,916	-	254
S963	Funeral and related activities	-	-	5,254	-
S969	Other personal service activities, n.e.c.	-	-	-	-
	XIII - Caraga	8,410	17,961	246,023	-
S951	Repair of computers and communications equipment	-	-	120,000	-
S952	Repair of personal and household goods	-	-	9,776	-
S961	Personal services for wellness, except sports activities	-	-	804	-
S962	Laundry services	-	-	-	-
S963	Funeral and related activities	8,410	17,961	114,194	-
S969	Other personal service activities, n.e.c.	-	-	1,249	-
	Autonomous Region in Muslim Mindanao	-	-	56,998	-
S951	Repair of computers and communications equipment	-	-	-	-
S961	Personal services for wellness, except sports activities	-	-	56,998	-
S963	Funeral and related activities	-	-	-	-

Continued

TABLE 4 Number of Establishments and Revenue by Type for Other Service Activities Establishments by Region and Industry Group: Philippines, 2018 (*continued*)*(Values are in thousand PhP, except for number of establishments. Details may not add-up to total due to rounding and/or statistical disclosure control.)*

2009 PSIC Code	Region/ Industry Description	Revenue				
		Dividend Income	Royalty Income	Franchise Income	Grants and Donations	Other Income
		(10)	(11)	(12)	(13)	(14)
	PHILIPPINES	13,903	244	39,806	148	282,586
S951	Repair of computers and communications equipment	-	-	-	-	2,830
S952	Repair of personal and household goods	5,980	-	33,013	-	54,446
S961	Personal services for wellness, except sports activities	-	244	3,500	148	166,883
S962	Laundry services	-	-	3,293	-	26,941
S963	Funeral and related activities	7,923	-	-	-	28,219
S969	Other personal service activities, n.e.c.	-	-	-	-	3,266
	National Capital Region	12,708	244	-	-	155,914
S951	Repair of computers and communications equipment	-	-	-	-	2,786
S952	Repair of personal and household goods	5,980	-	-	-	1,032
S961	Personal services for wellness, except sports activities	-	244	-	-	144,345
S962	Laundry services	-	-	-	-	-
S963	Funeral and related activities	6,728	-	-	-	7,751
S969	Other personal service activities, n.e.c.	-	-	-	-	-
	Cordillera Administrative Region	1,195	-	-	-	21,380
S951	Repair of computers and communications equipment	-	-	-	-	-
S952	Repair of personal and household goods	-	-	-	-	4,740
S961	Personal services for wellness, except sports activities	-	-	-	-	11,997
S962	Laundry services	-	-	-	-	-
S963	Funeral and related activities	1,195	-	-	-	4,604
S969	Other personal service activities, n.e.c.	-	-	-	-	39

Continued

TABLE 4 Number of Establishments and Revenue by Type for Other Service Activities Establishments by Region and Industry Group: Philippines, 2018 (*continued*)

(Values are in thousand PhP, except for number of establishments. Details may not add-up to total due to rounding and/or statistical disclosure control.)

2009 PSIC Code	Region/ Industry Description	Revenue				
		Dividend Income	Royalty Income	Franchise Income	Grants and Donations	Other Income
		(10)	(11)	(12)	(13)	(14)
	I - Ilocos Region	-	-	-	-	683
S951	Repair of computers and communications equipment	-	-	-	-	-
S952	Repair of personal and household goods	-	-	-	-	174
S961	Personal services for wellness, except sports activities	-	-	-	-	-
S962	Laundry services	-	-	-	-	-
S963	Funeral and related activities	-	-	-	-	509
	II - Cagayan Valley	-	-	-	148	2,313
S951	Repair of computers and communications equipment	-	-	-	-	-
S952	Repair of personal and household goods	-	-	-	-	2,313
S961	Personal services for wellness, except sports activities	-	-	-	148	-
S962	Laundry services	-	-	-	-	-
S963	Funeral and related activities	-	-	-	-	-
S969	Other personal service activities, n.e.c.	-	-	-	-	-
	III - Central Luzon	-	-	3,293	-	26,949
S951	Repair of computers and communications equipment	-	-	-	-	-
S952	Repair of personal and household goods	-	-	-	-	-
S961	Personal services for wellness, except sports activities	-	-	-	-	396
S962	Laundry services	-	-	3,293	-	26,532
S963	Funeral and related activities	-	-	-	-	-
S969	Other personal service activities, n.e.c.	-	-	-	-	21

Continued

TABLE 4 Number of Establishments and Revenue by Type for Other Service Activities Establishments by Region and Industry Group: Philippines, 2018 (*continued*)

(Values are in thousand PhP, except for number of establishments. Details may not add-up to total due to rounding and/or statistical disclosure control.)

2009 PSIC Code	Region/ Industry Description	Revenue				
		Dividend Income	Royalty Income	Franchise Income	Grants and Donations	Other Income
		(10)	(11)	(12)	(13)	(14)
	IVA - CALABARZON	-	-	3,500	-	12,084
S951	Repair of computers and communications equipment	-	-	-	-	44
S952	Repair of personal and household goods	-	-	-	-	23
S961	Personal services for wellness, except sports activities	-	-	3,500	-	9,599
S962	Laundry services	-	-	-	-	409
S963	Funeral and related activities	-	-	-	-	-
S969	Other personal service activities, n.e.c.	-	-	-	-	2,009
	MIMAROPA Region	-	-	-	-	-
S951	Repair of computers and communications equipment	S	S	S	S	S
S952	Repair of personal and household goods	S	S	S	S	S
S961	Personal services for wellness, except sports activities	-	-	-	-	-
S962	Laundry services	-	-	-	-	-
S963	Funeral and related activities	-	-	-	-	-
	V - Bicol Region	-	-	33,013	-	15,935
S951	Repair of computers and communications equipment	-	-	-	-	-
S952	Repair of personal and household goods	-	-	33,013	-	10,025
S961	Personal services for wellness, except sports activities	-	-	-	-	-
S962	Laundry services	-	-	-	-	-
S963	Funeral and related activities	-	-	-	-	5,910
	VI - Western Visayas	-	-	-	-	12,201
S951	Repair of computers and communications equipment	-	-	-	-	-

Continued

TABLE 4 Number of Establishments and Revenue by Type for Other Service Activities Establishments by Region and Industry Group: Philippines, 2018 (*continued*)

(Values are in thousand PhP, except for number of establishments. Details may not add-up to total due to rounding and/or statistical disclosure control.)

2009 PSIC Code	Region/ Industry Description	Revenue				
		Dividend Income	Royalty Income	Franchise Income	Grants and Donations	Other Income
		(10)	(11)	(12)	(13)	(14)
S952	Repair of personal and household goods	-	-	-	-	11,849
S961	Personal services for wellness, except sports activities	-	-	-	-	142
S962	Laundry services	-	-	-	-	-
S963	Funeral and related activities	-	-	-	-	210
	VII - Central Visayas	-	-	-	-	997
S951	Repair of computers and communications equipment	-	-	-	-	-
S952	Repair of personal and household goods	-	-	-	-	593
S961	Personal services for wellness, except sports activities	-	-	-	-	404
S962	Laundry services	-	-	-	-	-
S963	Funeral and related activities	-	-	-	-	-
S969	Other personal service activities, n.e.c.	-	-	-	-	-
	VIII - Eastern Visayas	-	-	-	-	-
S951	Repair of computers and communications equipment	-	-	-	-	-
S952	Repair of personal and household goods	-	-	-	-	-
S961	Personal services for wellness, except sports activities	-	-	-	-	-
S962	Laundry services	-	-	-	-	-
S963	Funeral and related activities	-	-	-	-	-
S969	Other personal service activities, n.e.c.	-	-	-	-	-
	IX - Zamboanga Peninsula	-	-	-	-	-
S951	Repair of computers and communications equipment	S	S	S	S	S
S952	Repair of personal and household goods	-	-	-	-	-

Continued

TABLE 4 Number of Establishments and Revenue by Type for Other Service Activities Establishments by Region and Industry Group: Philippines, 2018 (*continued*)

(Values are in thousand PhP, except for number of establishments. Details may not add-up to total due to rounding and/or statistical disclosure control.)

2009 PSIC Code	Region/ Industry Description	Revenue				
		Dividend Income	Royalty Income	Franchise Income	Grants and Donations	Other Income
		(10)	(11)	(12)	(13)	(14)
S961	Personal services for wellness, except sports activities	-	-	-	-	-
S962	Laundry services	-	-	-	-	-
S963	Funeral and related activities	-	-	-	-	-
S969	Other personal service activities, n.e.c.	S	S	S	S	S
	X - Northern Mindanao	-	-	-	-	2,412
S951	Repair of computers and communications equipment	-	-	-	-	-
S952	Repair of personal and household goods	-	-	-	-	-
S961	Personal services for wellness, except sports activities	-	-	-	-	-
S962	Laundry services	-	-	-	-	-
S963	Funeral and related activities	-	-	-	-	1,215
S969	Other personal service activities, n.e.c.	-	-	-	-	1,197
	XI - Davao Region	-	-	-	-	23,698
S951	Repair of computers and communications equipment	-	-	-	-	-
S952	Repair of personal and household goods	-	-	-	-	23,698
S961	Personal services for wellness, except sports activities	-	-	-	-	-
S962	Laundry services	-	-	-	-	-
S963	Funeral and related activities	-	-	-	-	-
S969	Other personal service activities, n.e.c.	-	-	-	-	-
	XII - SOCCSKSARGEN	-	-	-	-	8,020
S952	Repair of personal and household goods	-	-	-	-	-
S961	Personal services for wellness, except sports activities	-	-	-	-	-

Continued

TABLE 4 Number of Establishments and Revenue by Type for Other Service Activities Establishments by Region and Industry Group: Philippines, 2018 *(concluded)*

(Values are in thousand PhP, except for number of establishments. Details may not add-up to total due to rounding and/or statistical disclosure control.)

2009 PSIC Code	Region/ Industry Description	Revenue				
		Dividend Income	Royalty Income	Franchise Income	Grants and Donations	Other Income
		(10)	(11)	(12)	(13)	(14)
S962	Laundry services	-	-	-	-	-
S963	Funeral and related activities	-	-	-	-	8,020
S969	Other personal service activities, n.e.c.	-	-	-	-	-
	XIII - Caraga	-	-	-	-	-
S951	Repair of computers and communications equipment	-	-	-	-	-
S952	Repair of personal and household goods	-	-	-	-	-
S961	Personal services for wellness, except sports activities	-	-	-	-	-
S962	Laundry services	-	-	-	-	-
S963	Funeral and related activities	-	-	-	-	-
S969	Other personal service activities, n.e.c.	-	-	-	-	-
	Autonomous Region in Muslim Mindanao	-	-	-	-	-
S951	Repair of computers and communications equipment	-	-	-	-	-
S961	Personal services for wellness, except sports activities	-	-	-	-	-
S963	Funeral and related activities	-	-	-	-	-

Note:

- denotes zero value

S - Data Suppressed

Source: Philippine Statistics Authority, 2018 Census of Philippine Business and Industry

TABLE 4.1 Number of Establishments and Revenue from Service Rendered by Type of Transaction for Other Service Activities Establishments by Region and Industry Group: Philippines, 2018*(Values are in thousand PhP, except for number of establishments. Details may not add-up to total due to rounding and/or statistical disclosure control.)*

2009 PSIC Code	Region/ Industry Description	Number of Establishments	Revenue from Service Rendered		
			Total	Transactions Within the Country	Transactions Outside the Country
		(1)	(2)	(3)	(4)
	PHILIPPINES	15,469	63,132,981	62,984,727	148,254
S951	Repair of computers and communications equipment	398	1,975,627	1,975,627	-
S952	Repair of personal and household goods	1,455	5,927,447	5,927,447	-
S961	Personal services for wellness, except sports activities	9,178	43,053,550	42,905,295	148,254
S962	Laundry services	2,881	4,821,315	4,821,315	-
S963	Funeral and related activities	1,475	7,046,765	7,046,765	-
S969	Other personal service activities, n.e.c.	81	308,277	308,277	-
	National Capital Region	2,393	21,406,772	21,258,517	148,254
S951	Repair of computers and communications equipment	39	500,755	500,755	-
S952	Repair of personal and household goods	151	1,698,309	1,698,309	-
S961	Personal services for wellness, except sports activities	1,856	16,080,984	15,932,730	148,254
S962	Laundry services	226	1,670,668	1,670,668	-
S963	Funeral and related activities	113	1,434,467	1,434,467	-
S969	Other personal service activities, n.e.c.	7	21,589	21,589	-
	Cordillera Administrative Region	763	1,508,601	1,508,601	-
S951	Repair of computers and communications equipment	21	37,380	37,380	-
S952	Repair of personal and household goods	101	187,855	187,855	-
S961	Personal services for wellness, except sports activities	323	638,593	638,593	-
S962	Laundry services	251	187,390	187,390	-
S963	Funeral and related activities	64	455,203	455,203	-
S969	Other personal service activities, n.e.c.	3	2,180	2,180	-
	I - Ilocos Region	836	2,139,985	2,139,985	-
S951	Repair of computers and communications equipment	21	11,914	11,914	-

Continued

TABLE 4.1 Number of Establishments and Revenue from Service Rendered by Type of Transaction for Other Service Activities
Establishments by Region and Industry Group: Philippines, 2018 *(continued)*

(Values are in thousand PhP, except for number of establishments. Details may not add-up to total due to rounding and/or statistical disclosure control.)

2009 PSIC Code	Region/ Industry Description	Number of Establishments	Revenue from Service Rendered		
			Total	Transactions Within the Country	Transactions Outside the Country
		(1)	(2)	(3)	(4)
S952	Repair of personal and household goods	72	139,044	139,044	-
S961	Personal services for wellness, except sports activities	477	1,670,293	1,670,293	-
S962	Laundry services	169	143,681	143,681	-
S963	Funeral and related activities	97	175,053	175,053	-
	II - Cagayan Valley	590	691,926	691,926	-
S951	Repair of computers and communications equipment	21	12,456	12,456	-
S952	Repair of personal and household goods	51	29,626	29,626	-
S961	Personal services for wellness, except sports activities	310	498,918	498,918	-
S962	Laundry services	124	50,994	50,994	-
S963	Funeral and related activities	78	96,719	96,719	-
S969	Other personal service activities, n.e.c.	6	3,212	3,212	-
	III - Central Luzon	1,124	2,341,844	2,341,844	-
S951	Repair of computers and communications equipment	64	31,384	31,384	-
S952	Repair of personal and household goods	145	160,564	160,564	-
S961	Personal services for wellness, except sports activities	521	1,059,746	1,059,746	-
S962	Laundry services	254	582,931	582,931	-
S963	Funeral and related activities	133	484,812	484,812	-
S969	Other personal service activities, n.e.c.	7	22,406	22,406	-
	IVA - CALABARZON	1,206	4,565,897	4,565,897	-
S951	Repair of computers and communications equipment	37	1,175,938	1,175,938	-
S952	Repair of personal and household goods	109	692,224	692,224	-
S961	Personal services for wellness, except sports activities	662	1,337,568	1,337,568	-

Continued

TABLE 4.1 Number of Establishments and Revenue from Service Rendered by Type of Transaction for Other Service Activities Establishments by Region and Industry Group: Philippines, 2018 *(continued)**(Values are in thousand PhP, except for number of establishments. Details may not add-up to total due to rounding and/or statistical disclosure control.)*

2009 PSIC Code	Region/ Industry Description	Number of Establishments	Revenue from Service Rendered		
			Total	Transactions Within the Country	Transactions Outside the Country
		(1)	(2)	(3)	(4)
S962	Laundry services	263	674,407	674,407	-
S963	Funeral and related activities	120	467,059	467,059	-
S969	Other personal service activities, n.e.c.	14	218,702	218,702	-
	MIMAROPA Region	551	611,566	611,566	-
S951	Repair of computers and communications equipment	S	S	S	S
S952	Repair of personal and household goods	S	S	S	S
S961	Personal services for wellness, except sports activities	385	287,338	287,338	-
S962	Laundry services	86	84,815	84,815	-
S963	Funeral and related activities	71	220,254	220,254	-
	V - Bicol Region	974	2,172,964	2,172,964	-
S951	Repair of computers and communications equipment	26	63,408	63,408	-
S952	Repair of personal and household goods	125	210,037	210,037	-
S961	Personal services for wellness, except sports activities	505	676,214	676,214	-
S962	Laundry services	206	282,048	282,048	-
S963	Funeral and related activities	111	941,257	941,257	-
	VI - Western Visayas	1,028	15,754,455	15,754,455	-
S951	Repair of computers and communications equipment	50	15,301	15,301	-
S952	Repair of personal and household goods	99	390,316	390,316	-
S961	Personal services for wellness, except sports activities	606	14,759,189	14,759,189	-
S962	Laundry services	170	159,924	159,924	-
S963	Funeral and related activities	103	429,725	429,725	-
	VII - Central Visayas	1,602	4,206,794	4,206,794	-
S951	Repair of computers and communications equipment	21	17,000	17,000	-

Continued

TABLE 4.1 Number of Establishments and Revenue from Service Rendered by Type of Transaction for Other Service Activities Establishments by Region and Industry Group: Philippines, 2018 *(continued)*

(Values are in thousand PhP, except for number of establishments. Details may not add-up to total due to rounding and/or statistical disclosure control.)

2009 PSIC Code	Region/ Industry Description	Number of Establishments	Revenue from Service Rendered		
			Total	Transactions Within the Country	Transactions Outside the Country
		(1)	(2)	(3)	(4)
S952	Repair of personal and household goods	162	724,456	724,456	-
S961	Personal services for wellness, except sports activities	1,040	2,210,445	2,210,445	-
S962	Laundry services	260	179,309	179,309	-
S963	Funeral and related activities	104	1,061,358	1,061,358	-
S969	Other personal service activities, n.e.c.	14	14,225	14,225	-
	VIII - Eastern Visayas	735	862,407	862,407	-
S951	Repair of computers and communications equipment	18	33,372	33,372	-
S952	Repair of personal and household goods	82	126,221	126,221	-
S961	Personal services for wellness, except sports activities	344	443,468	443,468	-
S962	Laundry services	206	107,343	107,343	-
S963	Funeral and related activities	78	148,054	148,054	-
S969	Other personal service activities, n.e.c.	6	3,949	3,949	-
	IX - Zamboanga Peninsula	948	1,483,821	1,483,821	-
S951	Repair of computers and communications equipment	S	S	S	S
S952	Repair of personal and household goods	84	74,762	74,762	-
S961	Personal services for wellness, except sports activities	583	1,081,192	1,081,192	-
S962	Laundry services	165	118,569	118,569	-
S963	Funeral and related activities	105	195,652	195,652	-
S969	Other personal service activities, n.e.c.	S	S	S	S
	X - Northern Mindanao	696	1,509,617	1,509,617	-
S951	Repair of computers and communications equipment	18	34,529	34,529	-
S952	Repair of personal and household goods	56	162,589	162,589	-

Continued

TABLE 4.1 Number of Establishments and Revenue from Service Rendered by Type of Transaction for Other Service Activities Establishments by Region and Industry Group: Philippines, 2018 *(continued)**(Values are in thousand PhP, except for number of establishments. Details may not add-up to total due to rounding and/or statistical disclosure control.)*

2009 PSIC Code	Region/ Industry Description	Number of Establishments	Revenue from Service Rendered		
			Total	Transactions Within the Country	Transactions Outside the Country
		(1)	(2)	(3)	(4)
S961	Personal services for wellness, except sports activities	428	796,861	796,861	-
S962	Laundry services	124	179,223	179,223	-
S963	Funeral and related activities	63	334,340	334,340	-
S969	Other personal service activities, n.e.c.	6	2,075	2,075	-
	XI - Davao Region	664	1,986,953	1,986,953	-
S951	Repair of computers and communications equipment	21	8,803	8,803	-
S952	Repair of personal and household goods	120	658,900	658,900	-
S961	Personal services for wellness, except sports activities	368	791,937	791,937	-
S962	Laundry services	83	172,171	172,171	-
S963	Funeral and related activities	63	350,539	350,539	-
S969	Other personal service activities, n.e.c.	7	4,603	4,603	-
	XII - SOCCSKSARGEN	816	963,538	963,538	-
S952	Repair of personal and household goods	38	44,163	44,163	-
S961	Personal services for wellness, except sports activities	413	524,596	524,596	-
S962	Laundry services	251	221,259	221,259	-
S963	Funeral and related activities	110	172,569	172,569	-
S969	Other personal service activities, n.e.c.	4	951	951	-
	XIII - Caraga	364	880,025	880,025	-
S951	Repair of computers and communications equipment	9	8,826	8,826	-
S952	Repair of personal and household goods	59	627,641	627,641	-
S961	Personal services for wellness, except sports activities	203	157,380	157,380	-
S962	Laundry services	41	6,583	6,583	-
S963	Funeral and related activities	45	75,008	75,008	-

Continued

TABLE 4.1 Number of Establishments and Revenue from Service Rendered by Type of Transaction for Other Service Activities Establishments by Region and Industry Group: Philippines, 2018 (*concluded*)

(Values are in thousand PhP, except for number of establishments. Details may not add-up to total due to rounding and/or statistical disclosure control.)

2009 PSIC Code	Region/ Industry Description	Number of Establishments	Revenue from Service Rendered		
			Total	Transactions Within the Country	Transactions Outside the Country
		(1)	(2)	(3)	(4)
S969	Other personal service activities, n.e.c.	6	4,587	4,587	-
	Autonomous Region in Muslim Mindanao	177	45,819	45,819	-
S951	Repair of computers and communications equipment	11	2,297	2,297	-
S961	Personal services for wellness, except sports activities	153	38,826	38,826	-
S963	Funeral and related activities	13	4,696	4,696	-

Note:

- denotes zero value

S - Data Suppressed

Source: Philippine Statistics Authority, 2018 Census of Philippine Business and Industry

TABLE 4.2 Number of Establishments and Revenue from Non-Industrial Services Done for Others by Type for Other Service Activities Establishments by Region and Industry Group: Philippines, 2018*(Values are in thousand PhP, except for number of establishments. Details may not add-up to total due to rounding and/or statistical disclosure control.)*

2009 PSIC Code	Region/ Industry Description	Number of Establishments	Revenue from Non-Industrial Services Done for Others		
			Total	Rent Income from Land	Rental Income from Buildings, Warehouses and Other Structures
		(1)	(2)	(3)	(4)
	PHILIPPINES	15,469	469,642	55,045	50,549
S951	Repair of computers and communications equipment	398	28,540	-	490
S952	Repair of personal and household goods	1,455	11,898	22	8,948
S961	Personal services for wellness, except sports activities	9,178	313,788	3,169	10,878
S962	Laundry services	2,881	30,834	-	22,792
S963	Funeral and related activities	1,475	84,582	51,854	7,441
S969	Other personal service activities, n.e.c.	81	-	-	-
	National Capital Region	2,393	354,181	30,939	2,774
S951	Repair of computers and communications equipment	39	1,114	-	490
S952	Repair of personal and household goods	151	-	-	-
S961	Personal services for wellness, except sports activities	1,856	301,258	-	2,283
S962	Laundry services	226	-	-	-
S963	Funeral and related activities	113	51,808	30,939	-
S969	Other personal service activities, n.e.c.	7	-	-	-
	Cordillera Administrative Region	763	5,802	2,954	189
S951	Repair of computers and communications equipment	21	-	-	-
S952	Repair of personal and household goods	101	189	-	189
S961	Personal services for wellness, except sports activities	323	-	-	-
S962	Laundry services	251	-	-	-
S963	Funeral and related activities	64	5,613	2,954	-
S969	Other personal service activities, n.e.c.	3	-	-	-

Continued

TABLE 4.2 Number of Establishments and Revenue from Non-Industrial Services Done for Others by Type for Other Service Activities Establishments by Region and Industry Group: Philippines, 2018 *(continued)**(Values are in thousand PhP, except for number of establishments. Details may not add-up to total due to rounding and/or statistical disclosure control.)*

2009 PSIC Code	Region/ Industry Description	Number of Establishments	Revenue from Non-Industrial Services Done for Others		
			Total	Rent Income from Land	Rental Income from Buildings, Warehouses and Other Structures
		(1)	(2)	(3)	(4)
	I - Ilocos Region	836	-	-	-
S951	Repair of computers and communications equipment	21	-	-	-
S952	Repair of personal and household goods	72	-	-	-
S961	Personal services for wellness, except sports activities	477	-	-	-
S962	Laundry services	169	-	-	-
S963	Funeral and related activities	97	-	-	-
	II - Cagayan Valley	590	5,226	-	3,463
S951	Repair of computers and communications equipment	21	700	-	-
S952	Repair of personal and household goods	51	1,063	-	-
S961	Personal services for wellness, except sports activities	310	-	-	-
S962	Laundry services	124	3,463	-	3,463
S963	Funeral and related activities	78	-	-	-
S969	Other personal service activities, n.e.c.	6	-	-	-
	III - Central Luzon	1,124	24,664	3,169	2,103
S951	Repair of computers and communications equipment	64	19,267	-	-
S952	Repair of personal and household goods	145	-	-	-
S961	Personal services for wellness, except sports activities	521	3,169	3,169	-
S962	Laundry services	254	2,228	-	2,103
S963	Funeral and related activities	133	-	-	-
S969	Other personal service activities, n.e.c.	7	-	-	-
	IVA - CALABARZON	1,206	15,636	22	14,847
S951	Repair of computers and communications equipment	37	-	-	-

Continued

TABLE 4.2 Number of Establishments and Revenue from Non-Industrial Services Done for Others by Type for Other Service Activities Establishments by Region and Industry Group: Philippines, 2018 *(continued)**(Values are in thousand PhP, except for number of establishments. Details may not add-up to total due to rounding and/or statistical disclosure control.)*

2009 PSIC Code	Region/ Industry Description	Number of Establishments	Revenue from Non-Industrial Services Done for Others		
			Total	Rent Income from Land	Rental Income from Buildings, Warehouses and Other Structures
		(1)	(2)	(3)	(4)
S952	Repair of personal and household goods	109	7,335	22	7,313
S961	Personal services for wellness, except sports activities	662	6,137	-	5,370
S962	Laundry services	263	-	-	-
S963	Funeral and related activities	120	2,164	-	2,164
S969	Other personal service activities, n.e.c.	14	-	-	-
	MIMAROPA Region	551	27	-	27
S951	Repair of computers and communications equipment	S	S	S	S
S952	Repair of personal and household goods	S	S	S	S
S961	Personal services for wellness, except sports activities	385	-	-	-
S962	Laundry services	86	-	-	-
S963	Funeral and related activities	71	-	-	-
	V - Bicol Region	974	1,760	-	-
S951	Repair of computers and communications equipment	26	-	-	-
S952	Repair of personal and household goods	125	-	-	-
S961	Personal services for wellness, except sports activities	505	-	-	-
S962	Laundry services	206	-	-	-
S963	Funeral and related activities	111	1,760	-	-
	VI - Western Visayas	1,028	25,157	-	17,699
S951	Repair of computers and communications equipment	50	7,458	-	-
S952	Repair of personal and household goods	99	473	-	473
S961	Personal services for wellness, except sports activities	606	-	-	-
S962	Laundry services	170	17,226	-	17,226
S963	Funeral and related activities	103	-	-	-

Continued

TABLE 4.2 Number of Establishments and Revenue from Non-Industrial Services Done for Others by Type for Other Service Activities Establishments by Region and Industry Group: Philippines, 2018 *(continued)*

(Values are in thousand PhP, except for number of establishments. Details may not add-up to total due to rounding and/or statistical disclosure control.)

2009 PSIC Code	Region/ Industry Description	Number of Establishments	Revenue from Non-Industrial Services Done for Others		
			Total	Rent Income from Land	Rental Income from Buildings, Warehouses and Other Structures
		(1)	(2)	(3)	(4)
	VII - Central Visayas	1,602	8,340	-	8,340
S951	Repair of computers and communications equipment	21	-	-	-
S952	Repair of personal and household goods	162	-	-	-
S961	Personal services for wellness, except sports activities	1,040	3,064	-	3,064
S962	Laundry services	260	-	-	-
S963	Funeral and related activities	104	5,277	-	5,277
S969	Other personal service activities, n.e.c.	14	-	-	-
	VIII - Eastern Visayas	735	-	-	-
S951	Repair of computers and communications equipment	18	-	-	-
S952	Repair of personal and household goods	82	-	-	-
S961	Personal services for wellness, except sports activities	344	-	-	-
S962	Laundry services	206	-	-	-
S963	Funeral and related activities	78	-	-	-
S969	Other personal service activities, n.e.c.	6	-	-	-
	IX - Zamboanga Peninsula	948	-	-	-
S951	Repair of computers and communications equipment	S	S	S	S
S952	Repair of personal and household goods	84	-	-	-
S961	Personal services for wellness, except sports activities	583	-	-	-
S962	Laundry services	165	-	-	-
S963	Funeral and related activities	105	-	-	-
S969	Other personal service activities, n.e.c.	S	S	S	S

Continued

TABLE 4.2 Number of Establishments and Revenue from Non-Industrial Services Done for Others by Type for Other Service Activities Establishments by Region and Industry Group: Philippines, 2018 *(continued)**(Values are in thousand PhP, except for number of establishments. Details may not add-up to total due to rounding and/or statistical disclosure control.)*

2009 PSIC Code	Region/ Industry Description	Number of Establishments	Revenue from Non-Industrial Services Done for Others		
			Total	Rent Income from Land	Rental Income from Buildings, Warehouses and Other Structures
		(1)	(2)	(3)	(4)
	X - Northern Mindanao	696	-	-	-
S951	Repair of computers and communications equipment	18	-	-	-
S952	Repair of personal and household goods	56	-	-	-
S961	Personal services for wellness, except sports activities	428	-	-	-
S962	Laundry services	124	-	-	-
S963	Funeral and related activities	63	-	-	-
S969	Other personal service activities, n.e.c.	6	-	-	-
	XI - Davao Region	664	1,106	-	1,106
S951	Repair of computers and communications equipment	21	-	-	-
S952	Repair of personal and household goods	120	946	-	946
S961	Personal services for wellness, except sports activities	368	161	-	161
S962	Laundry services	83	-	-	-
S963	Funeral and related activities	63	-	-	-
S969	Other personal service activities, n.e.c.	7	-	-	-
	XII - SOCCSKSARGEN	816	9,782	-	-
S952	Repair of personal and household goods	38	1,866	-	-
S961	Personal services for wellness, except sports activities	413	-	-	-
S962	Laundry services	251	7,916	-	-
S963	Funeral and related activities	110	-	-	-
S969	Other personal service activities, n.e.c.	4	-	-	-
	XIII - Caraga	364	17,961	17,961	-
S951	Repair of computers and communications equipment	9	-	-	-

Continued

TABLE 4.2 Number of Establishments and Revenue from Non-Industrial Services Done for Others by Type for Other Service Activities Establishments by Region and Industry Group: Philippines, 2018 *(continued)*

(Values are in thousand PhP, except for number of establishments. Details may not add-up to total due to rounding and/or statistical disclosure control.)

2009 PSIC Code	Region/ Industry Description	Number of Establishments	Revenue from Non-Industrial Services Done for Others		
			Total	Rent Income from Land	Rental Income from Buildings, Warehouses and Other Structures
		(1)	(2)	(3)	(4)
S952	Repair of personal and household goods	59	-	-	-
S961	Personal services for wellness, except sports activities	203	-	-	-
S962	Laundry services	41	-	-	-
S963	Funeral and related activities	45	17,961	17,961	-
S969	Other personal service activities, n.e.c.	6	-	-	-
	Autonomous Region in Muslim Mindanao	177	-	-	-
S951	Repair of computers and communications equipment	11	-	-	-
S961	Personal services for wellness, except sports activities	153	-	-	-
S963	Funeral and related activities	13	-	-	-

Continued

TABLE 4.2 Number of Establishments and Revenue from Non-Industrial Services Done for Others by Type for Other Service Activities Establishments by Region and Industry Group: Philippines, 2018 *(continued)**(Values are in thousand PhP, except for number of establishments. Details may not add-up to total due to rounding and/or statistical disclosure control.)*

2009 PSIC Code	Region/ Industry Description	Revenue from Non-Industrial Services Done for Others			
		Rental Income from Machinery and Transport Equipment	Rental Income from Office Equipment	Other Rental Income	Other Non-Industrial Services
		(5)	(6)	(7)	(8)
	PHILIPPINES	17,420	-	290,342	56,286
S951	Repair of computers and communications equipment	624	-	38	27,387
S952	Repair of personal and household goods	-	-	1,866	1,063
S961	Personal services for wellness, except sports activities	-	-	288,174	11,568
S962	Laundry services	7,916	-	125	-
S963	Funeral and related activities	8,880	-	138	16,269
S969	Other personal service activities, n.e.c.	-	-	-	-
	National Capital Region	9,504	-	287,545	23,419
S951	Repair of computers and communications equipment	624	-	-	-
S952	Repair of personal and household goods	-	-	-	-
S961	Personal services for wellness, except sports activities	-	-	287,407	11,568
S962	Laundry services	-	-	-	-
S963	Funeral and related activities	8,880	-	138	11,851
S969	Other personal service activities, n.e.c.	-	-	-	-
	Cordillera Administrative Region	-	-	-	2,658
S951	Repair of computers and communications equipment	-	-	-	-
S952	Repair of personal and household goods	-	-	-	-
S961	Personal services for wellness, except sports activities	-	-	-	-
S962	Laundry services	-	-	-	-
S963	Funeral and related activities	-	-	-	2,658
S969	Other personal service activities, n.e.c.	-	-	-	-

Continued

TABLE 4.2 Number of Establishments and Revenue from Non-Industrial Services Done for Others by Type for Other Service Activities Establishments by Region and Industry Group: Philippines, 2018 *(continued)*

(Values are in thousand PhP, except for number of establishments. Details may not add-up to total due to rounding and/or statistical disclosure control.)

2009 PSIC Code	Region/ Industry Description	Revenue from Non-Industrial Services Done for Others			
		Rental Income from Machinery and Transport Equipment	Rental Income from Office Equipment	Other Rental Income	Other Non-Industrial Services
		(5)	(6)	(7)	(8)
	I - Ilocos Region	-	-	-	-
S951	Repair of computers and communications equipment	-	-	-	-
S952	Repair of personal and household goods	-	-	-	-
S961	Personal services for wellness, except sports activities	-	-	-	-
S962	Laundry services	-	-	-	-
S963	Funeral and related activities	-	-	-	-
	II - Cagayan Valley	-	-	-	1,762
S951	Repair of computers and communications equipment	-	-	-	700
S952	Repair of personal and household goods	-	-	-	1,063
S961	Personal services for wellness, except sports activities	-	-	-	-
S962	Laundry services	-	-	-	-
S963	Funeral and related activities	-	-	-	-
S969	Other personal service activities, n.e.c.	-	-	-	-
	III - Central Luzon	-	-	163	19,229
S951	Repair of computers and communications equipment	-	-	38	19,229
S952	Repair of personal and household goods	-	-	-	-
S961	Personal services for wellness, except sports activities	-	-	-	-
S962	Laundry services	-	-	125	-
S963	Funeral and related activities	-	-	-	-
S969	Other personal service activities, n.e.c.	-	-	-	-
	IVA - CALABARZON	-	-	767	-
S951	Repair of computers and communications equipment	-	-	-	-

Continued

TABLE 4.2 Number of Establishments and Revenue from Non-Industrial Services Done for Others by Type for Other Service Activities Establishments by Region and Industry Group: Philippines, 2018 *(continued)**(Values are in thousand PhP, except for number of establishments. Details may not add-up to total due to rounding and/or statistical disclosure control.)*

2009 PSIC Code	Region/ Industry Description	Revenue from Non-Industrial Services Done for Others			
		Rental Income from Machinery and Transport Equipment	Rental Income from Office Equipment	Other Rental Income	Other Non-Industrial Services
		(5)	(6)	(7)	(8)
S952	Repair of personal and household goods	-	-	-	-
S961	Personal services for wellness, except sports activities	-	-	767	-
S962	Laundry services	-	-	-	-
S963	Funeral and related activities	-	-	-	-
S969	Other personal service activities, n.e.c.	-	-	-	-
	MIMAROPA Region	-	-	-	-
S951	Repair of computers and communications equipment	S	S	S	S
S952	Repair of personal and household goods	S	S	S	S
S961	Personal services for wellness, except sports activities	-	-	-	-
S962	Laundry services	-	-	-	-
S963	Funeral and related activities	-	-	-	-
	V - Bicol Region	-	-	-	1,760
S951	Repair of computers and communications equipment	-	-	-	-
S952	Repair of personal and household goods	-	-	-	-
S961	Personal services for wellness, except sports activities	-	-	-	-
S962	Laundry services	-	-	-	-
S963	Funeral and related activities	-	-	-	1,760
	VI - Western Visayas	-	-	-	7,458
S951	Repair of computers and communications equipment	-	-	-	7,458
S952	Repair of personal and household goods	-	-	-	-
S961	Personal services for wellness, except sports activities	-	-	-	-
S962	Laundry services	-	-	-	-
S963	Funeral and related activities	-	-	-	-

Continued

TABLE 4.2 Number of Establishments and Revenue from Non-Industrial Services Done for Others by Type for Other Service Activities Establishments by Region and Industry Group: Philippines, 2018 *(continued)*

(Values are in thousand PhP, except for number of establishments. Details may not add-up to total due to rounding and/or statistical disclosure control.)

2009 PSIC Code	Region/ Industry Description	Revenue from Non-Industrial Services Done for Others			
		Rental Income from Machinery and Transport Equipment	Rental Income from Office Equipment	Other Rental Income	Other Non-Industrial Services
		(5)	(6)	(7)	(8)
	VII - Central Visayas	-	-	-	-
S951	Repair of computers and communications equipment	-	-	-	-
S952	Repair of personal and household goods	-	-	-	-
S961	Personal services for wellness, except sports activities	-	-	-	-
S962	Laundry services	-	-	-	-
S963	Funeral and related activities	-	-	-	-
S969	Other personal service activities, n.e.c.	-	-	-	-
	VIII - Eastern Visayas	-	-	-	-
S951	Repair of computers and communications equipment	-	-	-	-
S952	Repair of personal and household goods	-	-	-	-
S961	Personal services for wellness, except sports activities	-	-	-	-
S962	Laundry services	-	-	-	-
S963	Funeral and related activities	-	-	-	-
S969	Other personal service activities, n.e.c.	-	-	-	-
	IX - Zamboanga Peninsula	-	-	-	-
S951	Repair of computers and communications equipment	S	S	S	S
S952	Repair of personal and household goods	-	-	-	-
S961	Personal services for wellness, except sports activities	-	-	-	-
S962	Laundry services	-	-	-	-
S963	Funeral and related activities	-	-	-	-
S969	Other personal service activities, n.e.c.	S	S	S	S

Continued

TABLE 4.2 Number of Establishments and Revenue from Non-Industrial Services Done for Others by Type for Other Service Activities Establishments by Region and Industry Group: Philippines, 2018 *(continued)**(Values are in thousand PhP, except for number of establishments. Details may not add-up to total due to rounding and/or statistical disclosure control.)*

2009 PSIC Code	Region/ Industry Description	Revenue from Non-Industrial Services Done for Others			
		Rental Income from Machinery and Transport Equipment	Rental Income from Office Equipment	Other Rental Income	Other Non-Industrial Services
		(5)	(6)	(7)	(8)
	X - Northern Mindanao	-	-	-	-
S951	Repair of computers and communications equipment	-	-	-	-
S952	Repair of personal and household goods	-	-	-	-
S961	Personal services for wellness, except sports activities	-	-	-	-
S962	Laundry services	-	-	-	-
S963	Funeral and related activities	-	-	-	-
S969	Other personal service activities, n.e.c.	-	-	-	-
	XI - Davao Region	-	-	-	-
S951	Repair of computers and communications equipment	-	-	-	-
S952	Repair of personal and household goods	-	-	-	-
S961	Personal services for wellness, except sports activities	-	-	-	-
S962	Laundry services	-	-	-	-
S963	Funeral and related activities	-	-	-	-
S969	Other personal service activities, n.e.c.	-	-	-	-
	XII - SOCCSKSARGEN	7,916	-	1,866	-
S952	Repair of personal and household goods	-	-	1,866	-
S961	Personal services for wellness, except sports activities	-	-	-	-
S962	Laundry services	7,916	-	-	-
S963	Funeral and related activities	-	-	-	-
S969	Other personal service activities, n.e.c.	-	-	-	-
	XIII - Caraga	-	-	-	-
S951	Repair of computers and communications equipment	-	-	-	-

Continued

TABLE 4.2 Number of Establishments and Revenue from Non-Industrial Services Done for Others by Type for Other Service Activities Establishments by Region and Industry Group: Philippines, 2018 (*concluded*)

(Values are in thousand PhP, except for number of establishments. Details may not add-up to total due to rounding and/or statistical disclosure control.)

2009 PSIC Code	Region/ Industry Description	Revenue from Non-Industrial Services Done for Others			
		Rental Income from Machinery and Transport Equipment	Rental Income from Office Equipment	Other Rental Income	Other Non-Industrial Services
		(5)	(6)	(7)	(8)
S952	Repair of personal and household goods	-	-	-	-
S961	Personal services for wellness, except sports activities	-	-	-	-
S962	Laundry services	-	-	-	-
S963	Funeral and related activities	-	-	-	-
S969	Other personal service activities, n.e.c.	-	-	-	-
	Autonomous Region in Muslim Mindanao	-	-	-	-
S951	Repair of computers and communications equipment	-	-	-	-
S961	Personal services for wellness, except sports activities	-	-	-	-
S963	Funeral and related activities	-	-	-	-

Note:

- denotes zero value

S - Data Suppressed

Source: Philippine Statistics Authority, 2018 Census of Philippine Business and Industry

TABLE 4.3 Number of Establishments and Other Income by Type for Other Service Activities Establishments by Region and Industry Group: Philippines, 2018*(Values are in thousand PhP, except for number of establishments. Details may not add-up to total due to rounding and/or statistical disclosure control.)*

2009 PSIC Code	Region/ Industry Description	Number of Establishments	Other income			
			Total	Foreign Exchange Gains	Gain from Sale of Investment and Marketable Securities	Others
		(1)	(2)	(3)	(4)	(5)
	PHILIPPINES	15,469	282,586	125,356	11	157,218
S951	Repair of computers and communications equipment	398	2,830	13	-	2,817
S952	Repair of personal and household goods	1,455	54,446	133	-	54,312
S961	Personal services for wellness, except sports activities	9,178	166,883	122,272	11	44,601
S962	Laundry services	2,881	26,941	321	-	26,620
S963	Funeral and related activities	1,475	28,219	607	-	27,612
S969	Other personal service activities, n.e.c.	81	3,266	2,009	-	1,257
	National Capital Region	2,393	155,914	122,341	11	33,562
S951	Repair of computers and communications equipment	39	2,786	13	-	2,773
S952	Repair of personal and household goods	151	1,032	56	-	976
S961	Personal services for wellness, except sports activities	1,856	144,345	122,272	11	22,062
S962	Laundry services	226	-	-	-	-
S963	Funeral and related activities	113	7,751	-	-	7,751
S969	Other personal service activities, n.e.c.	7	-	-	-	-
	Cordillera Administrative Region	763	21,380	-	-	21,380
S951	Repair of computers and communications equipment	21	-	-	-	-
S952	Repair of personal and household goods	101	4,740	-	-	4,740
S961	Personal services for wellness, except sports activities	323	11,997	-	-	11,997
S962	Laundry services	251	-	-	-	-
S963	Funeral and related activities	64	4,604	-	-	4,604
S969	Other personal service activities, n.e.c.	3	39	-	-	39

Continued

TABLE 4.3 Number of Establishments and Other Income by Type for Other Service Activities Establishments by Region and Industry Group: Philippines, 2018 *(continued)**(Values are in thousand PhP, except for number of establishments. Details may not add-up to total due to rounding and/or statistical disclosure control.)*

2009 PSIC Code	Region/ Industry Description	Number of Establishments	Other income			
			Total	Foreign Exchange Gains	Gain from Sale of Investment and Marketable Securities	Others
		(1)	(2)	(3)	(4)	(5)
	I - Ilocos Region	836	683	-	-	683
S951	Repair of computers and communications equipment	21	-	-	-	-
S952	Repair of personal and household goods	72	174	-	-	174
S961	Personal services for wellness, except sports activities	477	-	-	-	-
S962	Laundry services	169	-	-	-	-
S963	Funeral and related activities	97	509	-	-	509
	II - Cagayan Valley	590	2,313	-	-	2,313
S951	Repair of computers and communications equipment	21	-	-	-	-
S952	Repair of personal and household goods	51	2,313	-	-	2,313
S961	Personal services for wellness, except sports activities	310	-	-	-	-
S962	Laundry services	124	-	-	-	-
S963	Funeral and related activities	78	-	-	-	-
S969	Other personal service activities, n.e.c.	6	-	-	-	-
	III - Central Luzon	1,124	26,949	-	-	26,949
S951	Repair of computers and communications equipment	64	-	-	-	-
S952	Repair of personal and household goods	145	-	-	-	-
S961	Personal services for wellness, except sports activities	521	396	-	-	396
S962	Laundry services	254	26,532	-	-	26,532
S963	Funeral and related activities	133	-	-	-	-
S969	Other personal service activities, n.e.c.	7	21	-	-	21
	IVA - CALABARZON	1,206	12,084	2,331	-	9,754
S951	Repair of computers and communications equipment	37	44	-	-	44

Continued

TABLE 4.3 Number of Establishments and Other Income by Type for Other Service Activities Establishments by Region and Industry Group: Philippines, 2018 *(continued)**(Values are in thousand PhP, except for number of establishments. Details may not add-up to total due to rounding and/or statistical disclosure control.)*

2009 PSIC Code	Region/ Industry Description	Number of Establishments	Other income			
			Total	Foreign Exchange Gains	Gain from Sale of Investment and Marketable Securities	Others
		(1)	(2)	(3)	(4)	(5)
S952	Repair of personal and household goods	109	23	-	-	23
S961	Personal services for wellness, except sports activities	662	9,599	-	-	9,599
S962	Laundry services	263	409	321	-	88
S963	Funeral and related activities	120	-	-	-	-
S969	Other personal service activities, n.e.c.	14	2,009	2,009	-	-
	MIMAROPA Region	551	-	-	-	-
S951	Repair of computers and communications equipment	S	S	S	S	S
S952	Repair of personal and household goods	S	S	S	S	S
S961	Personal services for wellness, except sports activities	385	-	-	-	-
S962	Laundry services	86	-	-	-	-
S963	Funeral and related activities	71	-	-	-	-
	V - Bicol Region	974	15,935	-	-	15,935
S951	Repair of computers and communications equipment	26	-	-	-	-
S952	Repair of personal and household goods	125	10,025	-	-	10,025
S961	Personal services for wellness, except sports activities	505	-	-	-	-
S962	Laundry services	206	-	-	-	-
S963	Funeral and related activities	111	5,910	-	-	5,910
	VI - Western Visayas	1,028	12,201	-	-	12,201
S951	Repair of computers and communications equipment	50	-	-	-	-
S952	Repair of personal and household goods	99	11,849	-	-	11,849
S961	Personal services for wellness, except sports activities	606	142	-	-	142
S962	Laundry services	170	-	-	-	-
S963	Funeral and related activities	103	210	-	-	210

Continued

TABLE 4.3 Number of Establishments and Other Income by Type for Other Service Activities Establishments by Region and Industry Group: Philippines, 2018 *(continued)**(Values are in thousand PhP, except for number of establishments. Details may not add-up to total due to rounding and/or statistical disclosure control.)*

2009 PSIC Code	Region/ Industry Description	Number of Establishments	Other income			
			Total	Foreign Exchange Gains	Gain from Sale of Investment and Marketable Securities	Others
		(1)	(2)	(3)	(4)	(5)
	VII - Central Visayas	1,602	997	77	-	920
S951	Repair of computers and communications equipment	21	-	-	-	-
S952	Repair of personal and household goods	162	593	77	-	516
S961	Personal services for wellness, except sports activities	1,040	404	-	-	404
S962	Laundry services	260	-	-	-	-
S963	Funeral and related activities	104	-	-	-	-
S969	Other personal service activities, n.e.c.	14	-	-	-	-
	VIII - Eastern Visayas	735	-	-	-	-
S951	Repair of computers and communications equipment	18	-	-	-	-
S952	Repair of personal and household goods	82	-	-	-	-
S961	Personal services for wellness, except sports activities	344	-	-	-	-
S962	Laundry services	206	-	-	-	-
S963	Funeral and related activities	78	-	-	-	-
S969	Other personal service activities, n.e.c.	6	-	-	-	-
	IX - Zamboanga Peninsula	948	-	-	-	-
S951	Repair of computers and communications equipment	S	S	S	S	S
S952	Repair of personal and household goods	84	-	-	-	-
S961	Personal services for wellness, except sports activities	583	-	-	-	-
S962	Laundry services	165	-	-	-	-
S963	Funeral and related activities	105	-	-	-	-
S969	Other personal service activities, n.e.c.	S	S	S	S	S

Continued

TABLE 4.3 Number of Establishments and Other Income by Type for Other Service Activities Establishments by Region and Industry Group: Philippines, 2018 (*continued*)

(Values are in thousand PhP, except for number of establishments. Details may not add-up to total due to rounding and/or statistical disclosure control.)

2009 PSIC Code	Region/ Industry Description	Number of Establishments	Other income			
			Total	Foreign Exchange Gains	Gain from Sale of Investment and Marketable Securities	Others
		(1)	(2)	(3)	(4)	(5)
	X - Northern Mindanao	696	2,412	607	-	1,804
S951	Repair of computers and communications equipment	18	-	-	-	-
S952	Repair of personal and household goods	56	-	-	-	-
S961	Personal services for wellness, except sports activities	428	-	-	-	-
S962	Laundry services	124	-	-	-	-
S963	Funeral and related activities	63	1,215	607	-	607
S969	Other personal service activities, n.e.c.	6	1,197	-	-	1,197
	XI - Davao Region	664	23,698	-	-	23,698
S951	Repair of computers and communications equipment	21	-	-	-	-
S952	Repair of personal and household goods	120	23,698	-	-	23,698
S961	Personal services for wellness, except sports activities	368	-	-	-	-
S962	Laundry services	83	-	-	-	-
S963	Funeral and related activities	63	-	-	-	-
S969	Other personal service activities, n.e.c.	7	-	-	-	-
	XII - SOCCSKSARGEN	816	8,020	-	-	8,020
S952	Repair of personal and household goods	38	-	-	-	-
S961	Personal services for wellness, except sports activities	413	-	-	-	-
S962	Laundry services	251	-	-	-	-
S963	Funeral and related activities	110	8,020	-	-	8,020
S969	Other personal service activities, n.e.c.	4	-	-	-	-
	XIII - Caraga	364	-	-	-	-
S951	Repair of computers and communications equipment	9	-	-	-	-

Continued

TABLE 4.3 Number of Establishments and Other Income by Type for Other Service Activities Establishments by Region and Industry Group: Philippines, 2018 (*concluded*)

(Values are in thousand PhP, except for number of establishments. Details may not add-up to total due to rounding and/or statistical disclosure control.)

2009 PSIC Code	Region/ Industry Description	Number of Establishments	Other income			
			Total	Foreign Exchange Gains	Gain from Sale of Investment and Marketable Securities	Others
		(1)	(2)	(3)	(4)	(5)
S952	Repair of personal and household goods	59	-	-	-	-
S961	Personal services for wellness, except sports activities	203	-	-	-	-
S962	Laundry services	41	-	-	-	-
S963	Funeral and related activities	45	-	-	-	-
S969	Other personal service activities, n.e.c.	6	-	-	-	-
	Autonomous Region in Muslim Mindanao	177	-	-	-	-
S951	Repair of computers and communications equipment	11	-	-	-	-
S961	Personal services for wellness, except sports activities	153	-	-	-	-
S963	Funeral and related activities	13	-	-	-	-

Note:

- denotes zero value

S - Data Suppressed

Source: Philippine Statistics Authority, 2018 Census of Philippine Business and Industry

TABLE 5 Number of Establishments and Expense by Type for Other Service Activities Establishments by Region and Industry Group: Philippines, 2018*(Values are in thousand PhP, except for number of establishments. Details may not add-up to total due to rounding and/or statistical disclosure control.)*

2009 PSIC Code	Region/ Industry Description	Number of Establishments	Expense			
			Total	Total Compensation	Compensation of R&D Personnel	Materials and supplies
		(1)	(2)	(3)	(4)	(5)
	PHILIPPINES	15,469	70,218,263	13,883,059	9,498	7,468,279
S951	Repair of computers and communications equipment	398	3,838,139	428,708	8,412	445,919
S952	Repair of personal and household goods	1,455	6,326,338	1,195,904	-	1,760,280
S961	Personal services for wellness, except sports activities	9,178	47,594,122	9,751,392	-	3,087,969
S962	Laundry services	2,881	4,198,229	1,095,500	1,086	906,882
S963	Funeral and related activities	1,475	7,886,610	1,331,535	-	1,250,735
S969	Other personal service activities, n.e.c.	81	374,825	80,020	-	16,494
	National Capital Region	2,393	21,030,170	4,307,687	802	2,975,883
S951	Repair of computers and communications equipment	39	572,143	194,068	802	89,044
S952	Repair of personal and household goods	151	1,776,117	397,282	-	528,117
S961	Personal services for wellness, except sports activities	1,856	15,590,728	3,064,209	-	1,680,282
S962	Laundry services	226	1,596,163	341,253	-	475,167
S963	Funeral and related activities	113	1,469,496	305,704	-	201,657
S969	Other personal service activities, n.e.c.	7	25,523	5,171	-	1,616
	Cordillera Administrative Region	763	1,411,532	372,453	-	304,361
S951	Repair of computers and communications equipment	21	32,792	10,483	-	7,851
S952	Repair of personal and household goods	101	175,138	43,134	-	65,280
S961	Personal services for wellness, except sports activities	323	487,148	177,582	-	85,175
S962	Laundry services	251	157,141	55,404	-	29,880
S963	Funeral and related activities	64	557,371	85,175	-	115,573
S969	Other personal service activities, n.e.c.	3	1,942	675	-	602

Continued

TABLE 5 Number of Establishments and Expense by Type for Other Service Activities Establishments by Region and Industry Group: Philippines, 2018 (*continued*)

(Values are in thousand PhP, except for number of establishments. Details may not add-up to total due to rounding and/or statistical disclosure control.)

2009 PSIC Code	Region/ Industry Description	Number of Establishments	Expense			
			Total	Total Compensation	Compensation of R&D Personnel	Materials and supplies
		(1)	(2)	(3)	(4)	(5)
	I - Ilocos Region	836	1,563,604	325,989	-	181,506
S951	Repair of computers and communications equipment	21	9,381	4,777	-	241
S952	Repair of personal and household goods	72	96,747	30,444	-	49,317
S961	Personal services for wellness, except sports activities	477	1,147,015	223,594	-	82,440
S962	Laundry services	169	109,349	45,395	-	16,595
S963	Funeral and related activities	97	201,112	21,778	-	32,913
	II - Cagayan Valley	590	588,766	193,817	-	137,495
S951	Repair of computers and communications equipment	21	22,285	4,763	-	229
S952	Repair of personal and household goods	51	27,150	12,021	-	2,080
S961	Personal services for wellness, except sports activities	310	409,812	136,858	-	125,757
S962	Laundry services	124	39,741	12,010	-	3,260
S963	Funeral and related activities	78	86,840	27,574	-	6,153
S969	Other personal service activities, n.e.c.	6	2,938	590	-	15
	III - Central Luzon	1,124	2,122,670	536,765	-	460,468
S951	Repair of computers and communications equipment	64	43,877	8,477	-	1,754
S952	Repair of personal and household goods	145	157,535	44,469	-	52,027
S961	Personal services for wellness, except sports activities	521	963,630	332,135	-	140,375
S962	Laundry services	254	448,350	81,636	-	113,072
S963	Funeral and related activities	133	493,562	64,908	-	150,090
S969	Other personal service activities, n.e.c.	7	15,717	5,139	-	3,150
	IVA - CALABARZON	1,206	3,955,957	1,049,066	8,696	966,702
S951	Repair of computers and communications equipment	37	918,549	120,693	7,609	309,663

Continued

TABLE 5 Number of Establishments and Expense by Type for Other Service Activities Establishments by Region and Industry Group: Philippines, 2018 *(continued)**(Values are in thousand PhP, except for number of establishments. Details may not add-up to total due to rounding and/or statistical disclosure control.)*

2009 PSIC Code	Region/ Industry Description	Number of Establishments	Expense			
			Total	Total Compensation	Compensation of R&D Personnel	Materials and supplies
		(1)	(2)	(3)	(4)	(5)
S952	Repair of personal and household goods	109	497,857	132,062	-	189,919
S961	Personal services for wellness, except sports activities	662	1,281,626	439,128	-	206,589
S962	Laundry services	263	608,959	203,647	1,086	92,459
S963	Funeral and related activities	120	530,670	110,144	-	159,904
S969	Other personal service activities, n.e.c.	14	118,296	43,391	-	8,168
	MIMAROPA Region	551	596,373	185,280	-	53,204
S951	Repair of computers and communications equipment	S	S	S	S	S
S952	Repair of personal and household goods	S	S	S	S	S
S961	Personal services for wellness, except sports activities	385	313,863	131,094	-	14,296
S962	Laundry services	86	70,292	23,906	-	8,113
S963	Funeral and related activities	71	193,580	26,278	-	23,644
	V - Bicol Region	974	2,223,418	560,059	-	283,546
S951	Repair of computers and communications equipment	26	61,341	14,061	-	6,709
S952	Repair of personal and household goods	125	468,153	38,305	-	97,070
S961	Personal services for wellness, except sports activities	505	636,242	290,551	-	29,648
S962	Laundry services	206	213,294	61,622	-	25,640
S963	Funeral and related activities	111	844,390	155,520	-	124,480
	VI - Western Visayas	1,028	22,748,793	3,561,269	-	421,783
S951	Repair of computers and communications equipment	50	101,779	21,921	-	451
S952	Repair of personal and household goods	99	422,777	71,172	-	199,266
S961	Personal services for wellness, except sports activities	606	21,626,507	3,308,697	-	107,645
S962	Laundry services	170	160,701	52,025	-	28,492
S963	Funeral and related activities	103	437,028	107,453	-	85,929

Continued

TABLE 5 Number of Establishments and Expense by Type for Other Service Activities Establishments by Region and Industry Group: Philippines, 2018 (*continued*)

(Values are in thousand PhP, except for number of establishments. Details may not add-up to total due to rounding and/or statistical disclosure control.)

2009 PSIC Code	Region/ Industry Description	Number of Establishments	Expense			
			Total	Total Compensation	Compensation of R&D Personnel	Materials and supplies
		(1)	(2)	(3)	(4)	(5)
	VII - Central Visayas	1,602	4,227,286	918,875	-	704,086
S951	Repair of computers and communications equipment	21	13,253	5,545	-	2,013
S952	Repair of personal and household goods	162	829,012	165,066	-	133,555
S961	Personal services for wellness, except sports activities	1,040	2,039,492	592,192	-	304,384
S962	Laundry services	260	151,066	37,008	-	23,757
S963	Funeral and related activities	104	1,178,374	115,339	-	239,338
S969	Other personal service activities, n.e.c.	14	16,090	3,725	-	1,038
	VIII - Eastern Visayas	735	850,520	251,155	-	116,886
S951	Repair of computers and communications equipment	18	25,614	5,939	-	14,396
S952	Repair of personal and household goods	82	171,377	45,836	-	31,999
S961	Personal services for wellness, except sports activities	344	419,559	129,266	-	45,815
S962	Laundry services	206	93,169	33,535	-	5,502
S963	Funeral and related activities	78	137,241	34,387	-	19,074
S969	Other personal service activities, n.e.c.	6	3,560	2,192	-	99
	IX - Zamboanga Peninsula	948	1,356,377	390,795	-	157,540
S951	Repair of computers and communications equipment	S	S	S	S	S
S952	Repair of personal and household goods	84	59,382	14,296	-	9,542
S961	Personal services for wellness, except sports activities	583	861,354	272,120	-	127,270
S962	Laundry services	165	81,566	36,141	-	11,798
S963	Funeral and related activities	105	343,665	61,721	-	8,768
S969	Other personal service activities, n.e.c.	S	S	S	S	S

Continued

TABLE 5 Number of Establishments and Expense by Type for Other Service Activities Establishments by Region and Industry Group: Philippines, 2018 (*continued*)

(Values are in thousand PhP, except for number of establishments. Details may not add-up to total due to rounding and/or statistical disclosure control.)

2009 PSIC Code	Region/ Industry Description	Number of Establishments	Expense			
			Total	Total Compensation	Compensation of R&D Personnel	Materials and supplies
		(1)	(2)	(3)	(4)	(5)
	X - Northern Mindanao	696	1,730,687	387,670	-	91,313
S951	Repair of computers and communications equipment	18	34,591	9,434	-	665
S952	Repair of personal and household goods	56	319,146	43,896	-	27,528
S961	Personal services for wellness, except sports activities	428	541,092	228,904	-	35,694
S962	Laundry services	124	136,519	29,852	-	5,333
S963	Funeral and related activities	63	526,177	65,123	-	20,929
S969	Other personal service activities, n.e.c.	6	173,162	10,461	-	1,164
	XI - Davao Region	664	3,826,401	450,527	-	432,004
S951	Repair of computers and communications equipment	21	1,852,250	21,497	-	558
S952	Repair of personal and household goods	120	660,116	100,568	-	329,094
S961	Personal services for wellness, except sports activities	368	621,069	220,528	-	61,006
S962	Laundry services	83	131,788	31,202	-	18,127
S963	Funeral and related activities	63	556,497	75,536	-	22,919
S969	Other personal service activities, n.e.c.	7	4,682	1,196	-	302
	XII - SOCCSKSARGEN	816	868,139	265,536	-	114,309
S952	Repair of personal and household goods	38	61,433	8,032	-	24,673
S961	Personal services for wellness, except sports activities	413	429,394	154,005	-	18,019
S962	Laundry services	251	194,193	50,328	-	49,521
S963	Funeral and related activities	110	182,657	53,171	-	21,969
S969	Other personal service activities, n.e.c.	4	463	-	-	126
	XIII - Caraga	364	1,031,858	107,204	-	65,027
S951	Repair of computers and communications equipment	9	128,528	2,085	-	5,145

Continued

TABLE 5 Number of Establishments and Expense by Type for Other Service Activities Establishments by Region and Industry Group: Philippines, 2018 (*continued*)

(Values are in thousand PhP, except for number of establishments. Details may not add-up to total due to rounding and/or statistical disclosure control.)

2009 PSIC Code	Region/ Industry Description	Number of Establishments	Expense			
			Total	Total Compensation	Compensation of R&D Personnel	Materials and supplies
		(1)	(2)	(3)	(4)	(5)
S952	Repair of personal and household goods	59	603,740	48,829	-	20,811
S961	Personal services for wellness, except sports activities	203	146,230	34,732	-	22,620
S962	Laundry services	41	5,940	536	-	165
S963	Funeral and related activities	45	143,847	19,374	-	16,223
S969	Other personal service activities, n.e.c.	6	3,573	1,649	-	64
	Autonomous Region in Muslim Mindanao	177	85,712	18,913	-	2,166
S951	Repair of computers and communications equipment	11	2,249	769	-	38
S961	Personal services for wellness, except sports activities	153	79,359	15,796	-	954
S963	Funeral and related activities	13	4,104	2,348	-	1,174

Continued

TABLE 5 Number of Establishments and Expense by Type for Other Service Activities Establishments by Region and Industry Group: Philippines, 2018 (*continued*)*(Values are in thousand PhP, except for number of establishments. Details may not add-up to total due to rounding and/or statistical disclosure control.)*

2009 PSIC Code	Region/ Industry Description	Expense					
		Real Estate Sold	Fuels, Lubricants, Oils and Greases	Electricity	Water	Industrial Service Done by Others	Non- Industrial Service Done by Others
		(6)	(7)	(8)	(9)	(10)	(11)
	PHILIPPINES	281,907	756,253	3,749,455	928,595	2,787,466	16,811,193
S951	Repair of computers and communications equipment	-	12,780	37,253	5,505	193,507	452,918
S952	Repair of personal and household goods	-	115,681	87,190	41,965	189,187	1,499,687
S961	Personal services for wellness, except sports activities	-	141,849	2,935,093	600,311	1,717,335	12,632,794
S962	Laundry services	-	193,646	304,288	202,763	148,642	804,517
S963	Funeral and related activities	281,907	291,341	375,185	74,667	530,191	1,337,275
S969	Other personal service activities, n.e.c.	-	955	10,447	3,385	8,605	84,001
	National Capital Region	-	190,794	1,387,807	405,270	896,130	8,356,383
S951	Repair of computers and communications equipment	-	3,991	7,763	1,446	32,991	132,523
S952	Repair of personal and household goods	-	27,205	16,816	5,595	138,918	293,016
S961	Personal services for wellness, except sports activities	-	58,210	1,209,369	328,428	551,928	7,268,462
S962	Laundry services	-	46,599	76,481	54,306	54,859	335,917
S963	Funeral and related activities	-	54,779	77,192	15,448	117,300	316,756
S969	Other personal service activities, n.e.c.	-	10	186	48	133	9,709
	Cordillera Administrative Region	-	41,911	45,735	19,233	48,496	365,108
S951	Repair of computers and communications equipment	-	361	1,042	13	-	12,375
S952	Repair of personal and household goods	-	1,268	3,547	1,002	449	49,303
S961	Personal services for wellness, except sports activities	-	10,469	20,192	6,302	27,316	131,983
S962	Laundry services	-	12,495	8,202	5,212	4,024	27,445
S963	Funeral and related activities	-	17,202	12,713	6,360	16,675	143,950
S969	Other personal service activities, n.e.c.	-	117	38	345	32	53

Continued

TABLE 5 Number of Establishments and Expense by Type for Other Service Activities Establishments by Region and Industry Group: Philippines, 2018 (*continued*)

(Values are in thousand PhP, except for number of establishments. Details may not add-up to total due to rounding and/or statistical disclosure control.)

2009 PSIC Code	Region/ Industry Description	Expense					
		Real Estate Sold	Fuels, Lubricants, Oils and Greases	Electricity	Water	Industrial Service Done by Others	Non- Industrial Service Done by Others
		(6)	(7)	(8)	(9)	(10)	(11)
	I - Ilocos Region	-	28,237	85,924	15,841	22,151	269,980
S951	Repair of computers and communications equipment	-	330	898	82	103	974
S952	Repair of personal and household goods	-	1,513	2,107	522	735	8,320
S961	Personal services for wellness, except sports activities	-	7,572	67,911	10,790	10,361	230,324
S962	Laundry services	-	693	7,522	3,433	3,784	21,486
S963	Funeral and related activities	-	18,129	7,486	1,013	7,169	8,875
	II - Cagayan Valley	-	11,644	21,369	5,825	22,039	90,863
S951	Repair of computers and communications equipment	-	463	322	31	-	2,113
S952	Repair of personal and household goods	-	1,633	855	247	163	7,038
S961	Personal services for wellness, except sports activities	-	1,904	12,390	2,120	19,099	65,303
S962	Laundry services	-	2,136	3,612	2,464	206	13,613
S963	Funeral and related activities	-	5,502	4,139	942	2,570	1,949
S969	Other personal service activities, n.e.c.	-	7	50	21	-	848
	III - Central Luzon	-	58,332	135,947	76,311	49,787	491,158
S951	Repair of computers and communications equipment	-	230	1,466	191	136	8,591
S952	Repair of personal and household goods	-	3,074	4,387	878	982	30,505
S961	Personal services for wellness, except sports activities	-	3,826	50,867	12,387	30,032	321,797
S962	Laundry services	-	30,198	59,788	58,238	3,201	57,677
S963	Funeral and related activities	-	20,479	17,397	3,016	15,293	70,601
S969	Other personal service activities, n.e.c.	-	524	2,043	1,602	143	1,988
	IVA - CALABARZON	4,025	78,284	171,242	39,982	253,693	807,431
S951	Repair of computers and communications equipment	-	2,923	12,946	703	156,925	131,859

Continued

TABLE 5 Number of Establishments and Expense by Type for Other Service Activities Establishments by Region and Industry Group: Philippines, 2018 (*continued*)

(Values are in thousand PhP, except for number of establishments. Details may not add-up to total due to rounding and/or statistical disclosure control.)

2009 PSIC Code	Region/ Industry Description	Expense					
		Real Estate Sold	Fuels, Lubricants, Oils and Greases	Electricity	Water	Industrial Service Done by Others	Non- Industrial Service Done by Others
		(6)	(7)	(8)	(9)	(10)	(11)
S952	Repair of personal and household goods	-	23,117	9,099	2,191	9,012	65,798
S961	Personal services for wellness, except sports activities	-	6,516	83,222	15,309	7,960	368,863
S962	Laundry services	-	14,543	45,883	18,035	58,056	119,809
S963	Funeral and related activities	4,025	30,944	19,077	3,530	13,526	78,136
S969	Other personal service activities, n.e.c.	-	240	1,014	213	8,213	42,967
	MIMAROPA Region	-	23,748	36,878	8,454	7,222	157,137
S951	Repair of computers and communications equipment	S	S	S	S	S	6,119
S952	Repair of personal and household goods	S	S	S	S	S	10
S961	Personal services for wellness, except sports activities	-	2,603	26,556	1,338	631	93,288
S962	Laundry services	-	6,575	6,273	6,795	-	8,267
S963	Funeral and related activities	-	14,317	3,489	153	6,591	49,453
	V - Bicol Region	4,006	54,416	94,738	38,973	49,195	442,060
S951	Repair of computers and communications equipment	-	331	1,266	339	113	17,668
S952	Repair of personal and household goods	-	992	5,379	12,402	6,659	29,104
S961	Personal services for wellness, except sports activities	-	9,071	44,383	4,489	5,058	156,700
S962	Laundry services	-	37,609	16,880	15,037	1,031	41,916
S963	Funeral and related activities	4,006	6,414	26,830	6,705	36,334	196,673
	VI - Western Visayas	-	49,869	1,067,964	128,722	837,330	2,733,077
S951	Repair of computers and communications equipment	-	125	1,816	425	1,885	9,133
S952	Repair of personal and household goods	-	6,043	7,632	2,656	951	76,251
S961	Personal services for wellness, except sports activities	-	2,556	1,018,653	116,753	795,700	2,570,126
S962	Laundry services	-	18,471	14,084	3,041	10,415	12,882
S963	Funeral and related activities	-	22,674	25,780	5,847	28,379	64,685

Continued

TABLE 5 Number of Establishments and Expense by Type for Other Service Activities Establishments by Region and Industry Group: Philippines, 2018 (*continued*)

(Values are in thousand PhP, except for number of establishments. Details may not add-up to total due to rounding and/or statistical disclosure control.)

2009 PSIC Code	Region/ Industry Description	Expense					
		Real Estate Sold	Fuels, Lubricants, Oils and Greases	Electricity	Water	Industrial Service Done by Others	Non- Industrial Service Done by Others
		(6)	(7)	(8)	(9)	(10)	(11)
	VII - Central Visayas	-	74,204	327,186	69,546	197,365	1,215,404
S951	Repair of computers and communications equipment	-	464	490	46	156	2,923
S952	Repair of personal and household goods	-	9,547	12,031	3,082	12,440	244,390
S961	Personal services for wellness, except sports activities	-	16,811	193,378	49,335	98,916	661,706
S962	Laundry services	-	8,734	15,576	3,601	4,440	49,986
S963	Funeral and related activities	-	38,648	105,123	13,157	81,376	249,746
S969	Other personal service activities, n.e.c.	-	-	590	325	37	6,651
	VIII - Eastern Visayas	-	21,976	59,661	19,802	36,265	106,438
S951	Repair of computers and communications equipment	-	107	602	102	-	4,060
S952	Repair of personal and household goods	-	6,254	2,360	1,167	1,676	9,984
S961	Personal services for wellness, except sports activities	-	5,639	45,155	12,952	16,990	50,603
S962	Laundry services	-	1,772	7,953	4,243	3,139	22,005
S963	Funeral and related activities	-	8,204	3,415	1,326	14,459	19,002
S969	Other personal service activities, n.e.c.	-	-	176	13	-	784
	IX - Zamboanga Peninsula	-	24,964	66,039	20,288	72,889	306,554
S951	Repair of computers and communications equipment	S	S	S	S	S	S
S952	Repair of personal and household goods	-	3,199	1,092	218	552	3,890
S961	Personal services for wellness, except sports activities	-	7,959	45,856	10,597	61,646	232,207
S962	Laundry services	-	1,188	10,122	5,428	-	9,387
S963	Funeral and related activities	-	12,592	8,764	3,362	10,383	59,153
S969	Other personal service activities, n.e.c.	S	S	S	S	S	S

Continued

TABLE 5 Number of Establishments and Expense by Type for Other Service Activities Establishments by Region and Industry Group: Philippines, 2018 (*continued*)

(Values are in thousand PhP, except for number of establishments. Details may not add-up to total due to rounding and/or statistical disclosure control.)

2009 PSIC Code	Region/ Industry Description	Expense					
		Real Estate Sold	Fuels, Lubricants, Oils and Greases	Electricity	Water	Industrial Service Done by Others	Non- Industrial Service Done by Others
		(6)	(7)	(8)	(9)	(10)	(11)
	X - Northern Mindanao	267,843	27,218	77,532	26,004	55,573	198,081
S951	Repair of computers and communications equipment	-	427	932	118	-	1,793
S952	Repair of personal and household goods	-	4,104	3,248	1,744	1,889	31,426
S961	Personal services for wellness, except sports activities	-	2,497	40,410	8,056	30,597	110,683
S962	Laundry services	-	10,125	9,552	13,506	412	21,950
S963	Funeral and related activities	267,843	10,065	17,592	2,541	22,674	15,848
S969	Other personal service activities, n.e.c.	-	-	5,799	39	-	16,380
	XI - Davao Region	-	43,309	78,211	25,082	109,509	577,771
S951	Repair of computers and communications equipment	-	1,858	6,132	1,579	641	121,436
S952	Repair of personal and household goods	-	15,939	10,696	4,455	8,582	159,285
S961	Personal services for wellness, except sports activities	-	2,735	20,050	8,241	8,472	217,869
S962	Laundry services	-	2,363	5,916	3,671	971	34,116
S963	Funeral and related activities	-	20,383	35,304	7,083	90,843	43,028
S969	Other personal service activities, n.e.c.	-	30	114	54	-	2,037
	XII - SOCCSKSARGEN	6,034	10,354	62,356	18,066	104,121	145,097
S952	Repair of personal and household goods	-	1,139	2,140	240	2,515	4,106
S961	Personal services for wellness, except sports activities	-	3,068	38,219	10,992	42,074	101,672
S962	Laundry services	-	145	15,826	4,723	4,104	24,944
S963	Funeral and related activities	6,034	6,002	6,044	2,102	55,381	14,273
S969	Other personal service activities, n.e.c.	-	-	127	8	46	101
	XIII - Caraga	-	16,483	27,632	10,564	25,430	540,468
S951	Repair of computers and communications equipment	-	785	839	221	169	478

Continued

TABLE 5 Number of Establishments and Expense by Type for Other Service Activities Establishments by Region and Industry Group: Philippines, 2018 (*continued*)

(Values are in thousand PhP, except for number of establishments. Details may not add-up to total due to rounding and/or statistical disclosure control.)

2009 PSIC Code	Region/ Industry Description	Expense					
		Real Estate Sold	Fuels, Lubricants, Oils and Greases	Electricity	Water	Industrial Service Done by Others	Non- Industrial Service Done by Others
		(6)	(7)	(8)	(9)	(10)	(11)
S952	Repair of personal and household goods	-	10,617	5,737	5,562	3,663	487,261
S961	Personal services for wellness, except sports activities	-	71	15,637	1,825	10,362	43,796
S962	Laundry services	-	-	618	1,031	-	3,115
S963	Funeral and related activities	-	5,010	4,605	1,893	11,236	5,149
S969	Other personal service activities, n.e.c.	-	-	196	32	-	669
	Autonomous Region in Muslim Mindanao	-	509	3,234	630	272	8,181
S951	Repair of computers and communications equipment	-	168	154	45	80	769
S961	Personal services for wellness, except sports activities	-	341	2,845	397	192	7,412
S963	Funeral and related activities	-	-	235	188	-	-

Continued

TABLE 5 Number of Establishments and Expense by Type for Other Service Activities Establishments by Region and Industry Group: Philippines, 2018 (*continued*)

(Values are in thousand PhP, except for number of establishments. Details may not add-up to total due to rounding and/or statistical disclosure control.)

2009 PSIC Code	Region/ Industry Description	Expense					
		Cost of Goods Sold	Interest Expense	Taxes on Products and Other Taxes on Production	Research and Development	Environmental protection Expense	Royalty Fee
		(12)	(13)	(14)	(15)	(16)	(17)
	PHILIPPINES	16,511,156	183,793	1,623,297	6,573	2,898	1,721,570
S951	Repair of computers and communications equipment	2,000,968	3,831	44,684	1,785	251	-
S952	Repair of personal and household goods	1,165,674	11,824	88,464	631	21	42
S961	Personal services for wellness, except sports activities	12,087,295	40,390	678,214	160	644	1,721,528
S962	Laundry services	5,956	50,016	101,558	3,935	449	-
S963	Funeral and related activities	1,110,698	77,732	686,268	63	1,534	-
S969	Other personal service activities, n.e.c.	140,564	-	24,109	-	-	-
	National Capital Region	712,522	88,831	590,249	4,136	-	26,157
S951	Repair of computers and communications equipment	66,146	3,283	9,268	755	-	-
S952	Repair of personal and household goods	294,109	9,555	16,214	-	-	-
S961	Personal services for wellness, except sports activities	215,653	13,987	403,866	-	-	26,157
S962	Laundry services	-	35,956	29,351	3,381	-	-
S963	Funeral and related activities	136,614	26,049	123,388	-	-	-
S969	Other personal service activities, n.e.c.	-	-	8,162	-	-	-
	Cordillera Administrative Region	63,807	3,500	66,128	-	36	-
S951	Repair of computers and communications equipment	-	-	497	-	-	-
S952	Repair of personal and household goods	326	-	3,095	-	-	-
S961	Personal services for wellness, except sports activities	-	-	14,155	-	-	-
S962	Laundry services	-	-	7,823	-	-	-
S963	Funeral and related activities	63,481	3,500	40,535	-	36	-
S969	Other personal service activities, n.e.c.	-	-	24	-	-	-

Continued

TABLE 5 Number of Establishments and Expense by Type for Other Service Activities Establishments by Region and Industry Group: Philippines, 2018 *(continued)*

(Values are in thousand PhP, except for number of establishments. Details may not add-up to total due to rounding and/or statistical disclosure control.)

2009 PSIC Code	Region/ Industry Description	Expense					
		Cost of Goods Sold	Interest Expense	Taxes on Products and Other Taxes on Production	Research and Development	Environmental protection Expense	Royalty Fee
		(12)	(13)	(14)	(15)	(16)	(17)
	I - Ilocos Region	528,538	668	36,294	-	-	-
S951	Repair of computers and communications equipment	1,158	-	336	-	-	-
S952	Repair of personal and household goods	-	-	1,830	-	-	-
S961	Personal services for wellness, except sports activities	464,240	-	20,979	-	-	-
S962	Laundry services	-	443	2,836	-	-	-
S963	Funeral and related activities	63,141	225	10,313	-	-	-
	II - Cagayan Valley	56,133	547	12,022	-	-	-
S951	Repair of computers and communications equipment	13,038	-	618	-	-	-
S952	Repair of personal and household goods	-	-	604	-	-	-
S961	Personal services for wellness, except sports activities	14,256	181	6,354	-	-	-
S962	Laundry services	-	-	2,151	-	-	-
S963	Funeral and related activities	27,447	365	2,281	-	-	-
S969	Other personal service activities, n.e.c.	1,392	-	13	-	-	-
	III - Central Luzon	102,011	24,464	58,572	-	12	7,811
S951	Repair of computers and communications equipment	21,095	-	1,007	-	-	-
S952	Repair of personal and household goods	17,154	-	2,445	-	-	-
S961	Personal services for wellness, except sports activities	10,619	1,145	9,905	-	-	7,811
S962	Laundry services	-	2,001	6,055	-	12	-
S963	Funeral and related activities	53,143	21,317	38,779	-	-	-
S969	Other personal service activities, n.e.c.	-	-	381	-	-	-
	IVA - CALABARZON	184,129	3,352	81,179	2,146	348	1,983
S951	Repair of computers and communications equipment	31	202	9,656	962	251	-

Continued

TABLE 5 Number of Establishments and Expense by Type for Other Service Activities Establishments by Region and Industry Group: Philippines, 2018 *(continued)**(Values are in thousand PhP, except for number of establishments. Details may not add-up to total due to rounding and/or statistical disclosure control.)*

2009 PSIC Code	Region/ Industry Description	Expense					
		Cost of Goods Sold	Interest Expense	Taxes on Products and Other Taxes on Production	Research and Development	Environmental protection Expense	Royalty Fee
		(12)	(13)	(14)	(15)	(16)	(17)
S952	Repair of personal and household goods	38,753	69	12,536	631	-	-
S961	Personal services for wellness, except sports activities	71,556	496	21,963	-	32	1,983
S962	Laundry services	-	942	9,359	554	65	-
S963	Funeral and related activities	73,789	1,643	14,081	-	-	-
S969	Other personal service activities, n.e.c.	-	-	13,584	-	-	-
	MIMAROPA Region	28,430	-	31,696	-	-	171
S951	Repair of computers and communications equipment	S	S	S	S	S	-
S952	Repair of personal and household goods	S	S	S	S	S	-
S961	Personal services for wellness, except sports activities	25,430	-	5,291	-	-	171
S962	Laundry services	-	-	6,302	-	-	-
S963	Funeral and related activities	3,000	-	19,755	-	-	-
	V - Bicol Region	348,768	3,620	238,930	-	655	-
S951	Repair of computers and communications equipment	19,781	-	1,043	-	-	-
S952	Repair of personal and household goods	268,319	-	2,793	-	-	-
S961	Personal services for wellness, except sports activities	54,116	3,620	9,771	-	-	-
S962	Laundry services	-	-	2,268	-	371	-
S963	Funeral and related activities	6,552	-	223,054	-	283	-
	VI - Western Visayas	11,162,249	1,965	99,843	63	1,073	1,673,740
S951	Repair of computers and communications equipment	63,876	-	1,898	-	-	-
S952	Repair of personal and household goods	44,183	15	6,725	-	-	42
S961	Personal services for wellness, except sports activities	11,013,949	1,950	57,909	-	-	1,673,698
S962	Laundry services	1,833	-	5,961	-	-	-
S963	Funeral and related activities	38,407	-	27,349	63	1,073	-

Continued

TABLE 5 Number of Establishments and Expense by Type for Other Service Activities Establishments by Region and Industry Group: Philippines, 2018 (*continued*)

(Values are in thousand PhP, except for number of establishments. Details may not add-up to total due to rounding and/or statistical disclosure control.)

2009 PSIC Code	Region/ Industry Description	Expense					
		Cost of Goods Sold	Interest Expense	Taxes on Products and Other Taxes on Production	Research and Development	Environmental protection Expense	Royalty Fee
		(12)	(13)	(14)	(15)	(16)	(17)
	VII - Central Visayas	378,488	4,052	156,105	160	456	854
S951	Repair of computers and communications equipment	-	-	607	-	-	-
S952	Repair of personal and household goods	205,379	22	10,889	-	-	-
S961	Personal services for wellness, except sports activities	8,677	127	46,759	160	314	854
S962	Laundry services	-	-	3,454	-	-	-
S963	Funeral and related activities	161,666	3,902	94,102	-	142	-
S969	Other personal service activities, n.e.c.	2,767	-	295	-	-	-
	VIII - Eastern Visayas	130,388	17,371	46,194	-	12	-
S951	Repair of computers and communications equipment	-	-	352	-	-	-
S952	Repair of personal and household goods	64,168	-	3,353	-	-	-
S961	Personal services for wellness, except sports activities	54,531	17,371	24,984	-	12	-
S962	Laundry services	-	-	3,038	-	-	-
S963	Funeral and related activities	11,689	-	14,268	-	-	-
S969	Other personal service activities, n.e.c.	-	-	199	-	-	-
	IX - Zamboanga Peninsula	217,956	9,045	23,339	-	-	-
S951	Repair of computers and communications equipment	S	S	S	S	S	S
S952	Repair of personal and household goods	17,214	-	1,130	-	-	-
S961	Personal services for wellness, except sports activities	51,133	-	12,037	-	-	-
S962	Laundry services	-	-	2,819	-	-	-
S963	Funeral and related activities	149,310	9,045	7,114	-	-	-
S969	Other personal service activities, n.e.c.	S	S	S	S	S	S

Continued

TABLE 5 Number of Establishments and Expense by Type for Other Service Activities Establishments by Region and Industry Group: Philippines, 2018 (*continued*)

(Values are in thousand PhP, except for number of establishments. Details may not add-up to total due to rounding and/or statistical disclosure control.)

2009 PSIC Code	Region/ Industry Description	Expense					
		Cost of Goods Sold	Interest Expense	Taxes on Products and Other Taxes on Production	Research and Development	Environmental protection Expense	Royalty Fee
		(12)	(13)	(14)	(15)	(16)	(17)
	X - Northern Mindanao	422,868	14,549	57,888	68	-	10,615
S951	Repair of computers and communications equipment	19,785	-	267	68	-	-
S952	Repair of personal and household goods	181,347	-	10,076	-	-	-
S961	Personal services for wellness, except sports activities	36,423	-	15,907	-	-	10,615
S962	Laundry services	-	10,308	5,181	-	-	-
S963	Funeral and related activities	50,262	4,242	25,612	-	-	-
S969	Other personal service activities, n.e.c.	135,051	-	845	-	-	-
	XI - Davao Region	1,911,736	8,956	87,913	-	269	-
S951	Repair of computers and communications equipment	1,679,520	-	16,598	-	-	-
S952	Repair of personal and household goods	12,476	-	11,262	-	-	-
S961	Personal services for wellness, except sports activities	18,384	1,512	13,750	-	269	-
S962	Laundry services	4,124	-	6,950	-	-	-
S963	Funeral and related activities	196,707	7,444	39,067	-	-	-
S969	Other personal service activities, n.e.c.	525	-	287	-	-	-
	XII - SOCCSKSARGEN	21,725	365	17,098	-	-	238
S952	Repair of personal and household goods	17,146	-	931	-	-	-
S961	Personal services for wellness, except sports activities	-	-	6,411	-	-	238
S962	Laundry services	-	365	7,742	-	-	-
S963	Funeral and related activities	4,579	-	1,984	-	-	-
S969	Other personal service activities, n.e.c.	-	-	31	-	-	-
	XIII - Caraga	193,089	2,508	18,793	-	39	-
S951	Repair of computers and communications equipment	116,240	346	2,138	-	-	-

Continued

TABLE 5 Number of Establishments and Expense by Type for Other Service Activities Establishments by Region and Industry Group: Philippines, 2018 *(continued)*

(Values are in thousand PhP, except for number of establishments. Details may not add-up to total due to rounding and/or statistical disclosure control.)

2009 PSIC Code	Region/ Industry Description	Expense					
		Cost of Goods Sold	Interest Expense	Taxes on Products and Other Taxes on Production	Research and Development	Environmental protection Expense	Royalty Fee
		(12)	(13)	(14)	(15)	(16)	(17)
S952	Repair of personal and household goods	5,100	2,163	4,558	-	21	-
S961	Personal services for wellness, except sports activities	12	-	7,329	-	18	-
S962	Laundry services	-	-	268	-	-	-
S963	Funeral and related activities	70,909	-	4,426	-	-	-
S969	Other personal service activities, n.e.c.	828	-	73	-	-	-
	Autonomous Region in Muslim Mindanao	48,317	-	1,055	-	-	-
S951	Repair of computers and communications equipment	-	-	51	-	-	-
S961	Personal services for wellness, except sports activities	48,317	-	845	-	-	-
S963	Funeral and related activities	-	-	159	-	-	-

Continued

TABLE 5 Number of Establishments and Expense by Type for Other Service Activities Establishments by Region and Industry Group: Philippines, 2018 (*continued*)

(Values are in thousand PhP, except for number of establishments. Details may not add-up to total due to rounding and/or statistical disclosure control.)

2009 PSIC Code	Region/ Industry Description	Expense				
		Franchise Fee	Payouts	Amortization	Depreciation	Other expense
		(18)	(19)	(20)	(21)	(22)
	PHILIPPINES	36,593	-	121,813	2,783,995	550,871
S951	Repair of computers and communications equipment	-	-	3,039	35,362	163,216
S952	Repair of personal and household goods	230	-	3,562	90,599	75,396
S961	Personal services for wellness, except sports activities	33,394	-	83,334	1,887,061	195,360
S962	Laundry services	2,969	-	30,215	306,012	39,796
S963	Funeral and related activities	-	-	1,638	461,783	74,061
S969	Other personal service activities, n.e.c.	-	-	24	3,177	3,042
	National Capital Region	2,402	-	84,333	821,554	179,228
S951	Repair of computers and communications equipment	-	-	2,257	11,822	15,984
S952	Repair of personal and household goods	-	-	3,235	19,901	26,154
S961	Personal services for wellness, except sports activities	2,402	-	75,555	597,612	94,609
S962	Laundry services	-	-	2,673	115,290	24,929
S963	Funeral and related activities	-	-	613	76,625	17,370
S969	Other personal service activities, n.e.c.	-	-	-	305	182
	Cordillera Administrative Region	-	-	2	71,289	9,473
S951	Repair of computers and communications equipment	-	-	2	168	-
S952	Repair of personal and household goods	-	-	-	7,733	-
S961	Personal services for wellness, except sports activities	-	-	-	5,616	8,359
S962	Laundry services	-	-	-	6,354	303
S963	Funeral and related activities	-	-	-	51,360	812
S969	Other personal service activities, n.e.c.	-	-	-	58	-

Continued

TABLE 5 Number of Establishments and Expense by Type for Other Service Activities Establishments by Region and Industry Group: Philippines, 2018 *(continued)*

(Values are in thousand PhP, except for number of establishments. Details may not add-up to total due to rounding and/or statistical disclosure control.)

2009 PSIC Code	Region/ Industry Description	Expense				
		Franchise Fee	Payouts	Amortization	Depreciation	Other expense
		(18)	(19)	(20)	(21)	(22)
	I - Ilocos Region	-	-	-	48,957	19,519
S951	Repair of computers and communications equipment	-	-	-	466	16
S952	Repair of personal and household goods	-	-	-	1,882	77
S961	Personal services for wellness, except sports activities	-	-	-	10,289	18,515
S962	Laundry services	-	-	-	7,162	-
S963	Funeral and related activities	-	-	-	29,158	911
	II - Cagayan Valley	2,466	-	-	27,098	7,450
S951	Repair of computers and communications equipment	-	-	-	575	132
S952	Repair of personal and household goods	-	-	-	2,510	-
S961	Personal services for wellness, except sports activities	2,466	-	-	20,167	2,957
S962	Laundry services	-	-	-	289	-
S963	Funeral and related activities	-	-	-	3,557	4,362
S969	Other personal service activities, n.e.c.	-	-	-	-	-
	III - Central Luzon	20,549	-	3,127	88,169	9,188
S951	Repair of computers and communications equipment	-	-	35	835	61
S952	Repair of personal and household goods	-	-	-	1,597	17
S961	Personal services for wellness, except sports activities	20,549	-	-	17,944	4,238
S962	Laundry services	-	-	3,092	28,815	4,564
S963	Funeral and related activities	-	-	-	38,238	301
S969	Other personal service activities, n.e.c.	-	-	-	740	7
	IVA - CALABARZON	294	-	8,311	135,413	159,679
S951	Repair of computers and communications equipment	-	-	573	17,179	146,372

Continued

TABLE 5 Number of Establishments and Expense by Type for Other Service Activities Establishments by Region and Industry Group: Philippines, 2018 *(continued)**(Values are in thousand PhP, except for number of establishments. Details may not add-up to total due to rounding and/or statistical disclosure control.)*

2009 PSIC Code	Region/ Industry Description	Expense				
		Franchise Fee	Payouts	Amortization	Depreciation	Other expense
		(18)	(19)	(20)	(21)	(22)
S952	Repair of personal and household goods	94	-	4	7,896	6,676
S961	Personal services for wellness, except sports activities	200	-	7,724	47,821	2,263
S962	Laundry services	-	-	10	42,725	1,784
S963	Funeral and related activities	-	-	-	19,287	2,584
S969	Other personal service activities, n.e.c.	-	-	-	505	-
	MIMAROPA Region	-	-	-	51,755	12,398
S951	Repair of computers and communications equipment	S	S	S	S	S
S952	Repair of personal and household goods	S	S	S	S	S
S961	Personal services for wellness, except sports activities	-	-	-	12,711	455
S962	Laundry services	-	-	-	4,060	-
S963	Funeral and related activities	-	-	-	34,958	11,943
	V - Bicol Region	3,063	-	323	92,641	8,426
S951	Repair of computers and communications equipment	-	-	-	30	-
S952	Repair of personal and household goods	94	-	323	6,468	245
S961	Personal services for wellness, except sports activities	-	-	-	23,592	5,243
S962	Laundry services	2,969	-	-	6,762	1,190
S963	Funeral and related activities	-	-	-	55,789	1,748
	VI - Western Visayas	4,635	-	-	969,399	35,813
S951	Repair of computers and communications equipment	-	-	-	247	-
S952	Repair of personal and household goods	42	-	-	7,292	507
S961	Personal services for wellness, except sports activities	4,593	-	-	925,811	28,467
S962	Laundry services	-	-	-	12,616	882
S963	Funeral and related activities	-	-	-	23,433	5,957

Continued

TABLE 5 Number of Establishments and Expense by Type for Other Service Activities Establishments by Region and Industry Group: Philippines, 2018 (*continued*)

(Values are in thousand PhP, except for number of establishments. Details may not add-up to total due to rounding and/or statistical disclosure control.)

2009 PSIC Code	Region/ Industry Description	Expense				
		Franchise Fee	Payouts	Amortization	Depreciation	Other expense
		(18)	(19)	(20)	(21)	(22)
	VII - Central Visayas	-	-	76	118,739	61,690
S951	Repair of computers and communications equipment	-	-	-	935	74
S952	Repair of personal and household goods	-	-	-	7,976	24,635
S961	Personal services for wellness, except sports activities	-	-	54	49,737	16,087
S962	Laundry services	-	-	-	3,107	1,403
S963	Funeral and related activities	-	-	-	56,812	19,022
S969	Other personal service activities, n.e.c.	-	-	22	172	469
	VIII - Eastern Visayas	-	-	-	43,102	1,269
S951	Repair of computers and communications equipment	-	-	-	46	9
S952	Repair of personal and household goods	-	-	-	4,159	420
S961	Personal services for wellness, except sports activities	-	-	-	16,211	31
S962	Laundry services	-	-	-	11,246	735
S963	Funeral and related activities	-	-	-	11,416	-
S969	Other personal service activities, n.e.c.	-	-	-	24	72
	IX - Zamboanga Peninsula	-	-	-	52,136	14,833
S951	Repair of computers and communications equipment	S	S	S	S	S
S952	Repair of personal and household goods	-	-	-	7,906	343
S961	Personal services for wellness, except sports activities	-	-	-	29,878	10,652
S962	Laundry services	-	-	-	1,588	3,095
S963	Funeral and related activities	-	-	-	12,753	701
S969	Other personal service activities, n.e.c.	S	S	S	S	S

Continued

TABLE 5 Number of Establishments and Expense by Type for Other Service Activities Establishments by Region and Industry Group: Philippines, 2018 *(continued)**(Values are in thousand PhP, except for number of establishments. Details may not add-up to total due to rounding and/or statistical disclosure control.)*

2009 PSIC Code	Region/ Industry Description	Expense				
		Franchise Fee	Payouts	Amortization	Depreciation	Other expense
		(18)	(19)	(20)	(21)	(22)
	X - Northern Mindanao	-	-	10,640	67,950	14,875
S951	Repair of computers and communications equipment	-	-	-	629	473
S952	Repair of personal and household goods	-	-	-	5,097	8,790
S961	Personal services for wellness, except sports activities	-	-	-	18,814	2,491
S962	Laundry services	-	-	10,638	19,230	433
S963	Funeral and related activities	-	-	-	23,028	418
S969	Other personal service activities, n.e.c.	-	-	2	1,151	2,270
	XI - Davao Region	-	-	13,976	80,013	7,123
S951	Repair of computers and communications equipment	-	-	173	2,258	-
S952	Repair of personal and household goods	-	-	-	7,504	255
S961	Personal services for wellness, except sports activities	-	-	-	47,577	676
S962	Laundry services	-	-	13,803	10,091	456
S963	Funeral and related activities	-	-	-	12,448	5,736
S969	Other personal service activities, n.e.c.	-	-	-	136	-
	XII - SOCCSKSARGEN	-	-	-	102,559	282
S952	Repair of personal and household goods	-	-	-	507	4
S961	Personal services for wellness, except sports activities	-	-	-	54,439	258
S962	Laundry services	-	-	-	36,473	21
S963	Funeral and related activities	-	-	-	11,118	-
S969	Other personal service activities, n.e.c.	-	-	-	23	-
	XIII - Caraga	3,185	-	1,025	10,853	9,557
S951	Repair of computers and communications equipment	-	-	-	54	28

Continued

TABLE 5 Number of Establishments and Expense by Type for Other Service Activities Establishments by Region and Industry Group: Philippines, 2018 *(concluded)*

(Values are in thousand PhP, except for number of establishments. Details may not add-up to total due to rounding and/or statistical disclosure control.)

2009 PSIC Code	Region/ Industry Description	Expense				
		Franchise Fee	Payouts	Amortization	Depreciation	Other expense
		(18)	(19)	(20)	(21)	(22)
S952	Repair of personal and household goods	-	-	-	2,147	7,271
S961	Personal services for wellness, except sports activities	3,185	-	-	6,582	61
S962	Laundry services	-	-	-	206	-
S963	Funeral and related activities	-	-	1,025	1,801	2,197
S969	Other personal service activities, n.e.c.	-	-	-	64	-
	Autonomous Region in Muslim Mindanao	-	-	-	2,368	67
S951	Repair of computers and communications equipment	-	-	-	107	67
S961	Personal services for wellness, except sports activities	-	-	-	2,261	-
S963	Funeral and related activities	-	-	-	-	-

Note:

- denotes zero value

S - Data Suppressed

Source: Philippine Statistics Authority, 2018 Census of Philippine Business and Industry

TABLE 5.1 Number of Establishments and Real Estate Sold by Type for Other Service Activities Establishments by Region and Industry Group: Philippines, 2018*(Values are in thousand PhP, except for number of establishments. Details may not add-up to total due to rounding and/or statistical disclosure control.)*

2009 PSIC Code	Region/ Industry Description	Number of Establishments	Real Estate Sold	Real Estate for Sale Inventories, Beginning	Real Estate Purchased for Sale	Real Estate for Sale Inventories, Ending
		(1)	(2)	(3)	(4)	(5)
	PHILIPPINES	15,469	281,907	288,173	281,597	287,862
S951	Repair of computers and communications equipment	398	-	-	-	-
S952	Repair of personal and household goods	1,455	-	-	-	-
S961	Personal services for wellness, except sports activities	9,178	-	-	-	-
S962	Laundry services	2,881	-	-	-	-
S963	Funeral and related activities	1,475	281,907	288,173	281,597	287,862
S969	Other personal service activities, n.e.c.	81	-	-	-	-
	National Capital Region	2,393	-	-	-	-
S951	Repair of computers and communications equipment	39	-	-	-	-
S952	Repair of personal and household goods	151	-	-	-	-
S961	Personal services for wellness, except sports activities	1,856	-	-	-	-
S962	Laundry services	226	-	-	-	-
S963	Funeral and related activities	113	-	-	-	-
S969	Other personal service activities, n.e.c.	7	-	-	-	-
	Cordillera Administrative Region	763	-	-	-	-
S951	Repair of computers and communications equipment	21	-	-	-	-
S952	Repair of personal and household goods	101	-	-	-	-
S961	Personal services for wellness, except sports activities	323	-	-	-	-
S962	Laundry services	251	-	-	-	-
S963	Funeral and related activities	64	-	-	-	-
S969	Other personal service activities, n.e.c.	3	-	-	-	-
	I - Ilocos Region	836	-	-	-	-
S951	Repair of computers and communications equipment	21	-	-	-	-

Continued

TABLE 5.1 Number of Establishments and Real Estate Sold by Type for Other Service Activities Establishments by Region and Industry Group: Philippines, 2018 (*continued*)

(Values are in thousand PhP, except for number of establishments. Details may not add-up to total due to rounding and/or statistical disclosure control.)

2009 PSIC Code	Region/ Industry Description	Number of Establishments	Real Estate Sold	Real Estate for Sale Inventories, Beginning	Real Estate Purchased for Sale	Real Estate for Sale Inventories, Ending
		(1)	(2)	(3)	(4)	(5)
S952	Repair of personal and household goods	72	-	-	-	-
S961	Personal services for wellness, except sports activities	477	-	-	-	-
S962	Laundry services	169	-	-	-	-
S963	Funeral and related activities	97	-	-	-	-
	II - Cagayan Valley	590	-	-	-	-
S951	Repair of computers and communications equipment	21	-	-	-	-
S952	Repair of personal and household goods	51	-	-	-	-
S961	Personal services for wellness, except sports activities	310	-	-	-	-
S962	Laundry services	124	-	-	-	-
S963	Funeral and related activities	78	-	-	-	-
S969	Other personal service activities, n.e.c.	6	-	-	-	-
	III - Central Luzon	1,124	-	-	-	-
S951	Repair of computers and communications equipment	64	-	-	-	-
S952	Repair of personal and household goods	145	-	-	-	-
S961	Personal services for wellness, except sports activities	521	-	-	-	-
S962	Laundry services	254	-	-	-	-
S963	Funeral and related activities	133	-	-	-	-
S969	Other personal service activities, n.e.c.	7	-	-	-	-
	IVA - CALABARZON	1,206	4,025	10,000	2,932	8,907
S951	Repair of computers and communications equipment	37	-	-	-	-
S952	Repair of personal and household goods	109	-	-	-	-
S961	Personal services for wellness, except sports activities	662	-	-	-	-
S962	Laundry services	263	-	-	-	-

Continued

TABLE 5.1 Number of Establishments and Real Estate Sold by Type for Other Service Activities Establishments by Region and Industry Group: Philippines, 2018 *(continued)**(Values are in thousand PhP, except for number of establishments. Details may not add-up to total due to rounding and/or statistical disclosure control.)*

2009 PSIC Code	Region/ Industry Description	Number of Establishments	Real Estate Sold	Real Estate for Sale Inventories, Beginning	Real Estate Purchased for Sale	Real Estate for Sale Inventories, Ending
		(1)	(2)	(3)	(4)	(5)
S963	Funeral and related activities	120	4,025	10,000	2,932	8,907
S969	Other personal service activities, n.e.c.	14	-	-	-	-
	MIMAROPA Region	551	-	-	-	-
S951	Repair of computers and communications equipment	S	S	S	S	S
S952	Repair of personal and household goods	S	S	S	S	S
S961	Personal services for wellness, except sports activities	385	-	-	-	-
S962	Laundry services	86	-	-	-	-
S963	Funeral and related activities	71	-	-	-	-
	V - Bicol Region	974	4,006	52,974	-	48,968
S951	Repair of computers and communications equipment	26	-	-	-	-
S952	Repair of personal and household goods	125	-	-	-	-
S961	Personal services for wellness, except sports activities	505	-	-	-	-
S962	Laundry services	206	-	-	-	-
S963	Funeral and related activities	111	4,006	52,974	-	48,968
	VI - Western Visayas	1,028	-	-	-	-
S951	Repair of computers and communications equipment	50	-	-	-	-
S952	Repair of personal and household goods	99	-	-	-	-
S961	Personal services for wellness, except sports activities	606	-	-	-	-
S962	Laundry services	170	-	-	-	-
S963	Funeral and related activities	103	-	-	-	-
	VII - Central Visayas	1,602	-	-	-	-
S951	Repair of computers and communications equipment	21	-	-	-	-
S952	Repair of personal and household goods	162	-	-	-	-

Continued

TABLE 5.1 Number of Establishments and Real Estate Sold by Type for Other Service Activities Establishments by Region and Industry Group: Philippines, 2018 (*continued*)

(Values are in thousand PhP, except for number of establishments. Details may not add-up to total due to rounding and/or statistical disclosure control.)

2009 PSIC Code	Region/ Industry Description	Number of Establishments	Real Estate Sold	Real Estate for Sale Inventories, Beginning	Real Estate Purchased for Sale	Real Estate for Sale Inventories, Ending
		(1)	(2)	(3)	(4)	(5)
S961	Personal services for wellness, except sports activities	1,040	-	-	-	-
S962	Laundry services	260	-	-	-	-
S963	Funeral and related activities	104	-	-	-	-
S969	Other personal service activities, n.e.c.	14	-	-	-	-
	VIII - Eastern Visayas	735	-	-	-	-
S951	Repair of computers and communications equipment	18	-	-	-	-
S952	Repair of personal and household goods	82	-	-	-	-
S961	Personal services for wellness, except sports activities	344	-	-	-	-
S962	Laundry services	206	-	-	-	-
S963	Funeral and related activities	78	-	-	-	-
S969	Other personal service activities, n.e.c.	6	-	-	-	-
	IX - Zamboanga Peninsula	948	-	-	-	-
S951	Repair of computers and communications equipment	S	S	S	S	S
S952	Repair of personal and household goods	84	-	-	-	-
S961	Personal services for wellness, except sports activities	583	-	-	-	-
S962	Laundry services	165	-	-	-	-
S963	Funeral and related activities	105	-	-	-	-
S969	Other personal service activities, n.e.c.	S	S	S	S	S
	X - Northern Mindanao	696	267,843	221,571	274,786	228,515
S951	Repair of computers and communications equipment	18	-	-	-	-
S952	Repair of personal and household goods	56	-	-	-	-
S961	Personal services for wellness, except sports activities	428	-	-	-	-
S962	Laundry services	124	-	-	-	-

Continued

TABLE 5.1 Number of Establishments and Real Estate Sold by Type for Other Service Activities Establishments by Region and Industry Group: Philippines, 2018 (*continued*)

(Values are in thousand PhP, except for number of establishments. Details may not add-up to total due to rounding and/or statistical disclosure control.)

2009 PSIC Code	Region/ Industry Description	Number of Establishments	Real Estate Sold	Real Estate for Sale Inventories, Beginning	Real Estate Purchased for Sale	Real Estate for Sale Inventories, Ending
		(1)	(2)	(3)	(4)	(5)
S963	Funeral and related activities	63	267,843	221,571	274,786	228,515
S969	Other personal service activities, n.e.c.	6	-	-	-	-
	XI - Davao Region	664	-	-	-	-
S951	Repair of computers and communications equipment	21	-	-	-	-
S952	Repair of personal and household goods	120	-	-	-	-
S961	Personal services for wellness, except sports activities	368	-	-	-	-
S962	Laundry services	83	-	-	-	-
S963	Funeral and related activities	63	-	-	-	-
S969	Other personal service activities, n.e.c.	7	-	-	-	-
	XII - SOCCSKSARGEN	816	6,034	3,628	3,879	1,473
S952	Repair of personal and household goods	38	-	-	-	-
S961	Personal services for wellness, except sports activities	413	-	-	-	-
S962	Laundry services	251	-	-	-	-
S963	Funeral and related activities	110	6,034	3,628	3,879	1,473
S969	Other personal service activities, n.e.c.	4	-	-	-	-
	XIII - Caraga	364	-	-	-	-
S951	Repair of computers and communications equipment	9	-	-	-	-
S952	Repair of personal and household goods	59	-	-	-	-
S961	Personal services for wellness, except sports activities	203	-	-	-	-
S962	Laundry services	41	-	-	-	-
S963	Funeral and related activities	45	-	-	-	-
S969	Other personal service activities, n.e.c.	6	-	-	-	-

Continued

TABLE 5.1 Number of Establishments and Real Estate Sold by Type for Other Service Activities Establishments by Region and Industry Group: Philippines, 2018 (*concluded*)

(Values are in thousand PhP, except for number of establishments. Details may not add-up to total due to rounding and/or statistical disclosure control.)

2009 PSIC Code	Region/ Industry Description	Number of Establishments	Real Estate Sold	Real Estate for Sale Inventories, Beginning	Real Estate Purchased for Sale	Real Estate for Sale Inventories, Ending
		(1)	(2)	(3)	(4)	(5)
	Autonomous Region in Muslim Mindanao	177	-	-	-	-
S951	Repair of computers and communications equipment	11	-	-	-	-
S961	Personal services for wellness, except sports activities	153	-	-	-	-
S963	Funeral and related activities	13	-	-	-	-

Note:

- denotes zero value

S - Data Suppressed

Source: Philippine Statistics Authority, 2018 Census of Philippine Business and Industry

TABLE 5.2 Number of Establishments and Expense of Industrial Services Done by Others by Type for Other Service Activities Establishments by Region and Industry Group: Philippines, 2018

(Values are in thousand PhP, except for number of establishments. Details may not add-up to total due to rounding and/or statistical disclosure control.)

2009 PSIC Code	Region/ Industry Description	Number of Establishments	Industrial Services Done by Others		
			Total	Contract and Commission Work Done by Others	Repairs, Maintenance and Installation
		(1)	(2)	(3)	(4)
	PHILIPPINES	15,469	2,787,466	1,027,167	1,760,299
S951	Repair of computers and communications equipment	398	193,507	179,950	13,557
S952	Repair of personal and household goods	1,455	189,187	133,764	55,423
S961	Personal services for wellness, except sports activities	9,178	1,717,335	407,775	1,309,559
S962	Laundry services	2,881	148,642	63,614	85,027
S963	Funeral and related activities	1,475	530,191	242,021	288,170
S969	Other personal service activities, n.e.c.	81	8,605	42	8,563
	National Capital Region	2,393	896,130	355,477	540,654
S951	Repair of computers and communications equipment	39	32,991	23,529	9,462
S952	Repair of personal and household goods	151	138,918	120,264	18,654
S961	Personal services for wellness, except sports activities	1,856	551,928	170,097	381,832
S962	Laundry services	226	54,859	3,018	51,841
S963	Funeral and related activities	113	117,300	38,569	78,731
S969	Other personal service activities, n.e.c.	7	133	-	133
	Cordillera Administrative Region	763	48,496	19,291	29,205
S951	Repair of computers and communications equipment	21	-	-	-
S952	Repair of personal and household goods	101	449	-	449
S961	Personal services for wellness, except sports activities	323	27,316	18,623	8,693
S962	Laundry services	251	4,024	668	3,355
S963	Funeral and related activities	64	16,675	-	16,675
S969	Other personal service activities, n.e.c.	3	32	-	32
	I - Ilocos Region	836	22,151	4,824	17,327
S951	Repair of computers and communications equipment	21	103	-	103

Continued

TABLE 5.2 Number of Establishments and Expense of Industrial Services Done by Others by Type for Other Service Activities Establishments by Region and Industry Group: Philippines, 2018 *(continued)*

(Values are in thousand PhP, except for number of establishments. Details may not add-up to total due to rounding and/or statistical disclosure control.)

2009 PSIC Code	Region/ Industry Description	Number of Establishments	Industrial Services Done by Others		
			Total	Contract and Commission Work Done by Others	Repairs, Maintenance and Installation
		(1)	(2)	(3)	(4)
S952	Repair of personal and household goods	72	735	-	735
S961	Personal services for wellness, except sports activities	477	10,361	4,212	6,149
S962	Laundry services	169	3,784	-	3,784
S963	Funeral and related activities	97	7,169	612	6,557
	II - Cagayan Valley	590	22,039	3,104	18,934
S951	Repair of computers and communications equipment	21	-	-	-
S952	Repair of personal and household goods	51	163	-	163
S961	Personal services for wellness, except sports activities	310	19,099	3,104	15,994
S962	Laundry services	124	206	-	206
S963	Funeral and related activities	78	2,570	-	2,570
S969	Other personal service activities, n.e.c.	6	-	-	-
	III - Central Luzon	1,124	49,787	27,192	22,595
S951	Repair of computers and communications equipment	64	136	-	136
S952	Repair of personal and household goods	145	982	-	982
S961	Personal services for wellness, except sports activities	521	30,032	25,681	4,351
S962	Laundry services	254	3,201	1,433	1,768
S963	Funeral and related activities	133	15,293	78	15,215
S969	Other personal service activities, n.e.c.	7	143	-	143
	IVA - CALABARZON	1,206	253,693	213,321	40,371
S951	Repair of computers and communications equipment	37	156,925	156,421	504
S952	Repair of personal and household goods	109	9,012	2,307	6,705
S961	Personal services for wellness, except sports activities	662	7,960	2,044	5,916

Continued

TABLE 5.2 Number of Establishments and Expense of Industrial Services Done by Others by Type for Other Service Activities Establishments by Region and Industry Group: Philippines, 2018 *(continued)**(Values are in thousand PhP, except for number of establishments. Details may not add-up to total due to rounding and/or statistical disclosure control.)*

2009 PSIC Code	Region/ Industry Description	Number of Establishments	Industrial Services Done by Others		
			Total	Contract and Commission Work Done by Others	Repairs, Maintenance and Installation
		(1)	(2)	(3)	(4)
S962	Laundry services	263	58,056	50,408	7,648
S963	Funeral and related activities	120	13,526	2,140	11,386
S969	Other personal service activities, n.e.c.	14	8,213	-	8,213
	MIMAROPA Region	551	7,222	211	7,010
S951	Repair of computers and communications equipment	S	S	S	S
S952	Repair of personal and household goods	S	S	S	S
S961	Personal services for wellness, except sports activities	385	631	-	631
S962	Laundry services	86	-	-	-
S963	Funeral and related activities	71	6,591	211	6,379
	V - Bicol Region	974	49,195	16,905	32,291
S951	Repair of computers and communications equipment	26	113	-	113
S952	Repair of personal and household goods	125	6,659	-	6,659
S961	Personal services for wellness, except sports activities	505	5,058	-	5,058
S962	Laundry services	206	1,031	-	1,031
S963	Funeral and related activities	111	36,334	16,905	19,430
	VI - Western Visayas	1,028	837,330	24,943	812,387
S951	Repair of computers and communications equipment	50	1,885	-	1,885
S952	Repair of personal and household goods	99	951	-	951
S961	Personal services for wellness, except sports activities	606	795,700	16,617	779,083
S962	Laundry services	170	10,415	6,849	3,565
S963	Funeral and related activities	103	28,379	1,476	26,903
	VII - Central Visayas	1,602	197,365	130,051	67,314
S951	Repair of computers and communications equipment	21	156	-	156

Continued

TABLE 5.2 Number of Establishments and Expense of Industrial Services Done by Others by Type for Other Service Activities Establishments by Region and Industry Group: Philippines, 2018 *(continued)*

(Values are in thousand PhP, except for number of establishments. Details may not add-up to total due to rounding and/or statistical disclosure control.)

2009 PSIC Code	Region/ Industry Description	Number of Establishments	Industrial Services Done by Others		
			Total	Contract and Commission Work Done by Others	Repairs, Maintenance and Installation
		(1)	(2)	(3)	(4)
S952	Repair of personal and household goods	162	12,440	7,602	4,838
S961	Personal services for wellness, except sports activities	1,040	98,916	71,920	26,996
S962	Laundry services	260	4,440	-	4,440
S963	Funeral and related activities	104	81,376	50,530	30,847
S969	Other personal service activities, n.e.c.	14	37	-	37
	VIII - Eastern Visayas	735	36,265	7,806	28,458
S951	Repair of computers and communications equipment	18	-	-	-
S952	Repair of personal and household goods	82	1,676	121	1,555
S961	Personal services for wellness, except sports activities	344	16,990	-	16,990
S962	Laundry services	206	3,139	1,237	1,902
S963	Funeral and related activities	78	14,459	6,449	8,011
S969	Other personal service activities, n.e.c.	6	-	-	-
	IX - Zamboanga Peninsula	948	72,889	21,575	51,314
S951	Repair of computers and communications equipment	S	S	S	S
S952	Repair of personal and household goods	84	552	-	552
S961	Personal services for wellness, except sports activities	583	61,646	21,575	40,070
S962	Laundry services	165	-	-	-
S963	Funeral and related activities	105	10,383	-	10,383
S969	Other personal service activities, n.e.c.	S	S	S	S
	X - Northern Mindanao	696	55,573	33,527	22,046
S951	Repair of computers and communications equipment	18	-	-	-
S952	Repair of personal and household goods	56	1,889	-	1,889

Continued

TABLE 5.2 Number of Establishments and Expense of Industrial Services Done by Others by Type for Other Service Activities Establishments by Region and Industry Group: Philippines, 2018 *(continued)**(Values are in thousand PhP, except for number of establishments. Details may not add-up to total due to rounding and/or statistical disclosure control.)*

2009 PSIC Code	Region/ Industry Description	Number of Establishments	Industrial Services Done by Others		
			Total	Contract and Commission Work Done by Others	Repairs, Maintenance and Installation
		(1)	(2)	(3)	(4)
S961	Personal services for wellness, except sports activities	428	30,597	27,170	3,428
S962	Laundry services	124	412	-	412
S963	Funeral and related activities	63	22,674	6,357	16,317
S969	Other personal service activities, n.e.c.	6	-	-	-
	XI - Davao Region	664	109,509	66,776	42,733
S951	Repair of computers and communications equipment	21	641	-	641
S952	Repair of personal and household goods	120	8,582	-	8,582
S961	Personal services for wellness, except sports activities	368	8,472	3,031	5,441
S962	Laundry services	83	971	-	971
S963	Funeral and related activities	63	90,843	63,745	27,098
S969	Other personal service activities, n.e.c.	7	-	-	-
	XII - SOCCSKSARGEN	816	104,121	85,082	19,039
S952	Repair of personal and household goods	38	2,515	1,866	649
S961	Personal services for wellness, except sports activities	413	42,074	34,301	7,773
S962	Laundry services	251	4,104	-	4,104
S963	Funeral and related activities	110	55,381	48,873	6,509
S969	Other personal service activities, n.e.c.	4	46	42	4
	XIII - Caraga	364	25,430	17,080	8,350
S951	Repair of computers and communications equipment	9	169	-	169
S952	Repair of personal and household goods	59	3,663	1,604	2,059
S961	Personal services for wellness, except sports activities	203	10,362	9,400	962
S962	Laundry services	41	-	-	-
S963	Funeral and related activities	45	11,236	6,076	5,160

Continued

TABLE 5.2 Number of Establishments and Expense of Industrial Services Done by Others by Type for Other Service Activities Establishments by Region and Industry Group: Philippines, 2018 *(concluded)*

(Values are in thousand PhP, except for number of establishments. Details may not add-up to total due to rounding and/or statistical disclosure control.)

2009 PSIC Code	Region/ Industry Description	Number of Establishments	Industrial Services Done by Others		
			Total	Contract and Commission Work Done by Others	Repairs, Maintenance and Installation
		(1)	(2)	(3)	(4)
S969	Other personal service activities, n.e.c.	6	-	-	-
	Autonomous Region in Muslim Mindanao	177	272	-	272
S951	Repair of computers and communications equipment	11	80	-	80
S961	Personal services for wellness, except sports activities	153	192	-	192
S963	Funeral and related activities	13	-	-	-

Note:

- denotes zero value

S - Data Suppressed

Source: Philippine Statistics Authority, 2018 Census of Philippine Business and Industry

TABLE 5.3 Number of Establishments and Expense of Non-Industrial Services Done by Others by Type for Other Service Activities Establishments by Region and Industry Group: Philippines, 2018*(Values are in thousand PhP, except for number of establishments. Details may not add-up to total due to rounding and/or statistical disclosure control.)*

2009 PSIC Code	Region/ Industry Description	Number of Establishments	Non-Industrial Services Done by Others			
			Total	Rent Expense from Land	Rental Expense from Buildings, Warehouses and Other Structures	Rental Expense for Machinery and Transport Equipment
		(1)	(2)	(3)	(4)	(5)
	PHILIPPINES	15,469	16,811,193	275,389	9,736,233	99,945
S951	Repair of computers and communications equipment	398	452,918	8,320	126,103	6,337
S952	Repair of personal and household goods	1,455	1,499,687	16,669	442,358	5,126
S961	Personal services for wellness, except sports activities	9,178	12,632,794	181,494	8,609,419	61,282
S962	Laundry services	2,881	804,517	39,762	407,137	-
S963	Funeral and related activities	1,475	1,337,275	28,287	120,584	18,244
S969	Other personal service activities, n.e.c.	81	84,001	857	30,632	8,956
	National Capital Region	2,393	8,356,383	105,911	4,433,739	61,277
S951	Repair of computers and communications equipment	39	132,523	4,398	23,713	-
S952	Repair of personal and household goods	151	293,016	2,003	105,904	179
S961	Personal services for wellness, except sports activities	1,856	7,268,462	97,870	4,142,493	61,097
S962	Laundry services	226	335,917	777	131,026	-
S963	Funeral and related activities	113	316,756	862	29,830	-
S969	Other personal service activities, n.e.c.	7	9,709	-	772	-
	Cordillera Administrative Region	763	365,108	771	149,235	-
S951	Repair of computers and communications equipment	21	12,375	386	10,950	-
S952	Repair of personal and household goods	101	49,303	-	29,073	-
S961	Personal services for wellness, except sports activities	323	131,983	-	78,517	-
S962	Laundry services	251	27,445	385	23,656	-
S963	Funeral and related activities	64	143,950	-	7,030	-
S969	Other personal service activities, n.e.c.	3	53	-	8	-

Continued

TABLE 5.3 Number of Establishments and Expense of Non-Industrial Services Done by Others by Type for Other Service Activities Establishments by Region and Industry Group: Philippines, 2018 *(continued)*

(Values are in thousand PhP, except for number of establishments. Details may not add-up to total due to rounding and/or statistical disclosure control.)

2009 PSIC Code	Region/ Industry Description	Number of Establishments	Non-Industrial Services Done by Others			
			Total	Rent Expense from Land	Rental Expense from Buildings, Warehouses and Other Structures	Rental Expense for Machinery and Transport Equipment
		(1)	(2)	(3)	(4)	(5)
	I - Ilocos Region	836	269,980	2,772	218,826	-
S951	Repair of computers and communications equipment	21	974	-	637	-
S952	Repair of personal and household goods	72	8,320	-	6,260	-
S961	Personal services for wellness, except sports activities	477	230,324	767	199,085	-
S962	Laundry services	169	21,486	1,979	12,817	-
S963	Funeral and related activities	97	8,875	26	26	-
	II - Cagayan Valley	590	90,863	4,227	60,495	-
S951	Repair of computers and communications equipment	21	2,113	-	769	-
S952	Repair of personal and household goods	51	7,038	-	4,013	-
S961	Personal services for wellness, except sports activities	310	65,303	534	45,645	-
S962	Laundry services	124	13,613	3,463	8,906	-
S963	Funeral and related activities	78	1,949	-	626	-
S969	Other personal service activities, n.e.c.	6	848	229	535	-
	III - Central Luzon	1,124	491,158	52,972	300,784	470
S951	Repair of computers and communications equipment	64	8,591	-	7,256	-
S952	Repair of personal and household goods	145	30,505	396	24,931	-
S961	Personal services for wellness, except sports activities	521	321,797	43,094	237,482	-
S962	Laundry services	254	57,677	7,916	28,820	-
S963	Funeral and related activities	133	70,601	1,565	2,258	470
S969	Other personal service activities, n.e.c.	7	1,988	-	37	-

Continued

TABLE 5.3 Number of Establishments and Expense of Non-Industrial Services Done by Others by Type for Other Service Activities Establishments by Region and Industry Group: Philippines, 2018 *(continued)**(Values are in thousand PhP, except for number of establishments. Details may not add-up to total due to rounding and/or statistical disclosure control.)*

2009 PSIC Code	Region/ Industry Description	Number of Establishments	Non-Industrial Services Done by Others			
			Total	Rent Expense from Land	Rental Expense from Buildings, Warehouses and Other Structures	Rental Expense for Machinery and Transport Equipment
		(1)	(2)	(3)	(4)	(5)
	IVA - CALABARZON	1,206	807,431	33,802	365,099	18,475
S951	Repair of computers and communications equipment	37	131,859	-	22,907	6,337
S952	Repair of personal and household goods	109	65,798	9,331	26,366	3,156
S961	Personal services for wellness, except sports activities	662	368,863	770	264,958	-
S962	Laundry services	263	119,809	15,108	34,235	-
S963	Funeral and related activities	120	78,136	8,592	7,067	27
S969	Other personal service activities, n.e.c.	14	42,967	-	9,566	8,956
	MIMAROPA Region	551	157,137	148	99,398	-
S951	Repair of computers and communications equipment	S	S	S	S	S
S952	Repair of personal and household goods	S	S	S	S	S
S961	Personal services for wellness, except sports activities	385	93,288	96	86,411	-
S962	Laundry services	86	8,267	-	7,304	-
S963	Funeral and related activities	71	49,453	52	731	-
	V - Bicol Region	974	442,060	10,617	263,126	18,236
S951	Repair of computers and communications equipment	26	17,668	3,535	11,219	-
S952	Repair of personal and household goods	125	29,104	402	25,709	488
S961	Personal services for wellness, except sports activities	505	156,700	-	143,882	-
S962	Laundry services	206	41,916	6,679	34,882	-
S963	Funeral and related activities	111	196,673	-	47,434	17,748
	VI - Western Visayas	1,028	2,733,077	1,215	2,426,675	193
S951	Repair of computers and communications equipment	50	9,133	-	6,514	-

Continued

TABLE 5.3 Number of Establishments and Expense of Non-Industrial Services Done by Others by Type for Other Service Activities Establishments by Region and Industry Group: Philippines, 2018 *(continued)*

(Values are in thousand PhP, except for number of establishments. Details may not add-up to total due to rounding and/or statistical disclosure control.)

2009 PSIC Code	Region/ Industry Description	Number of Establishments	Non-Industrial Services Done by Others			
			Total	Rent Expense from Land	Rental Expense from Buildings, Warehouses and Other Structures	Rental Expense for Machinery and Transport Equipment
		(1)	(2)	(3)	(4)	(5)
S952	Repair of personal and household goods	99	76,251	1,215	25,681	193
S961	Personal services for wellness, except sports activities	606	2,570,126	-	2,373,661	-
S962	Laundry services	170	12,882	-	9,088	-
S963	Funeral and related activities	103	64,685	-	11,730	-
	VII - Central Visayas	1,602	1,215,404	27,684	618,547	185
S951	Repair of computers and communications equipment	21	2,923	-	2,039	-
S952	Repair of personal and household goods	162	244,390	101	101,132	-
S961	Personal services for wellness, except sports activities	1,040	661,706	27,552	478,052	185
S962	Laundry services	260	49,986	-	31,334	-
S963	Funeral and related activities	104	249,746	31	693	-
S969	Other personal service activities, n.e.c.	14	6,651	-	5,297	-
	VIII - Eastern Visayas	735	106,438	5,025	80,003	-
S951	Repair of computers and communications equipment	18	4,060	-	3,866	-
S952	Repair of personal and household goods	82	9,984	585	5,999	-
S961	Personal services for wellness, except sports activities	344	50,603	-	43,449	-
S962	Laundry services	206	22,005	-	20,867	-
S963	Funeral and related activities	78	19,002	3,914	5,769	-
S969	Other personal service activities, n.e.c.	6	784	526	54	-
	IX - Zamboanga Peninsula	948	306,554	634	135,163	-
S951	Repair of computers and communications equipment	S	S	S	S	S
S952	Repair of personal and household goods	84	3,890	634	2,204	-

Continued

TABLE 5.3 Number of Establishments and Expense of Non-Industrial Services Done by Others by Type for Other Service Activities Establishments by Region and Industry Group: Philippines, 2018 *(continued)**(Values are in thousand PhP, except for number of establishments. Details may not add-up to total due to rounding and/or statistical disclosure control.)*

2009 PSIC Code	Region/ Industry Description	Number of Establishments	Non-Industrial Services Done by Others			
			Total	Rent Expense from Land	Rental Expense from Buildings, Warehouses and Other Structures	Rental Expense for Machinery and Transport Equipment
		(1)	(2)	(3)	(4)	(5)
S961	Personal services for wellness, except sports activities	583	232,207	-	120,305	-
S962	Laundry services	165	9,387	-	7,174	-
S963	Funeral and related activities	105	59,153	-	4,287	-
S969	Other personal service activities, n.e.c.	S	S	S	S	S
	X - Northern Mindanao	696	198,081	5,768	132,714	-
S951	Repair of computers and communications equipment	18	1,793	-	825	-
S952	Repair of personal and household goods	56	31,426	434	15,124	-
S961	Personal services for wellness, except sports activities	428	110,683	5,334	91,226	-
S962	Laundry services	124	21,950	-	13,799	-
S963	Funeral and related activities	63	15,848	-	1,109	-
S969	Other personal service activities, n.e.c.	6	16,380	-	10,630	-
	XI - Davao Region	664	577,771	3,838	309,111	1,111
S951	Repair of computers and communications equipment	21	121,436	-	29,503	-
S952	Repair of personal and household goods	120	159,285	-	57,983	1,111
S961	Personal services for wellness, except sports activities	368	217,869	-	187,423	-
S962	Laundry services	83	34,116	-	31,229	-
S963	Funeral and related activities	63	43,028	3,838	950	-
S969	Other personal service activities, n.e.c.	7	2,037	-	2,023	-
	XII - SOCCSKSARGEN	816	145,097	14,401	88,237	-
S952	Repair of personal and household goods	38	4,106	1,440	1,540	-
S961	Personal services for wellness, except sports activities	413	101,672	-	75,248	-

Continued

TABLE 5.3 Number of Establishments and Expense of Non-Industrial Services Done by Others by Type for Other Service Activities Establishments by Region and Industry Group: Philippines, 2018 *(continued)*

(Values are in thousand PhP, except for number of establishments. Details may not add-up to total due to rounding and/or statistical disclosure control.)

2009 PSIC Code	Region/ Industry Description	Number of Establishments	Non-Industrial Services Done by Others			
			Total	Rent Expense from Land	Rental Expense from Buildings, Warehouses and Other Structures	Rental Expense for Machinery and Transport Equipment
		(1)	(2)	(3)	(4)	(5)
S962	Laundry services	251	24,944	3,453	10,405	-
S963	Funeral and related activities	110	14,273	9,406	1,044	-
S969	Other personal service activities, n.e.c.	4	101	101	-	-
	XIII - Caraga	364	540,468	3,145	50,378	-
S951	Repair of computers and communications equipment	9	478	-	92	-
S952	Repair of personal and household goods	59	487,261	128	10,433	-
S961	Personal services for wellness, except sports activities	203	43,796	3,018	37,647	-
S962	Laundry services	41	3,115	-	1,595	-
S963	Funeral and related activities	45	5,149	-	-	-
S969	Other personal service activities, n.e.c.	6	669	-	612	-
	Autonomous Region in Muslim Mindanao	177	8,181	2,459	4,704	-
S951	Repair of computers and communications equipment	11	769	-	769	-
S961	Personal services for wellness, except sports activities	153	7,412	2,459	3,935	-
S963	Funeral and related activities	13	-	-	-	-

Continued

TABLE 5.3 Number of Establishments and Expense of Non-Industrial Services Done by Others by Type for Other Service Activities Establishments by Region and Industry Group: Philippines, 2018 *(continued)**(Values are in thousand PhP, except for number of establishments. Details may not add-up to total due to rounding and/or statistical disclosure control.)*

2009 PSIC Code	Region/ Industry Description	Non-Industrial Services Done by Others					
		Rental Expense for Office Equipment	Other Rental Expenses	Communication Expense	Insurance Expense	Transport Service Expense	Other Non- Industrial Services Done by Others
		(6)	(7)	(8)	(9)	(10)	(11)
	PHILIPPINES	30,253	81,937	462,155	138,814	199,969	5,786,498
S951	Repair of computers and communications equipment	346	577	22,032	13,553	41,413	234,238
S952	Repair of personal and household goods	-	1,750	32,674	12,630	20,890	967,591
S961	Personal services for wellness, except sports activities	27,752	31,085	281,885	74,030	36,645	3,329,202
S962	Laundry services	1,462	43,087	27,568	15,848	32,528	237,125
S963	Funeral and related activities	366	5,407	92,959	22,421	53,980	995,025
S969	Other personal service activities, n.e.c.	327	31	5,038	332	14,513	23,316
	National Capital Region	24,248	28,518	177,636	63,397	64,047	3,397,611
S951	Repair of computers and communications equipment	-	-	8,476	2,381	4,880	88,675
S952	Repair of personal and household goods	-	-	8,405	2,962	2,410	171,153
S961	Personal services for wellness, except sports activities	24,077	24,266	138,370	40,913	8,901	2,730,475
S962	Laundry services	-	-	7,752	11,590	28,500	156,271
S963	Funeral and related activities	171	4,253	14,374	5,549	19,177	242,539
S969	Other personal service activities, n.e.c.	-	-	258	2	179	8,498
	Cordillera Administrative Region	194	-	9,530	2,933	23,152	179,293
S951	Repair of computers and communications equipment	-	-	397	30	115	498
S952	Repair of personal and household goods	-	-	1,378	276	1,654	16,922
S961	Personal services for wellness, except sports activities	-	-	4,239	230	1,507	47,490
S962	Laundry services	-	-	1,262	35	58	2,048
S963	Funeral and related activities	194	-	2,223	2,362	19,818	112,323
S969	Other personal service activities, n.e.c.	-	-	32	-	-	13

Continued

TABLE 5.3 Number of Establishments and Expense of Non-Industrial Services Done by Others by Type for Other Service Activities Establishments by Region and Industry Group: Philippines, 2018 *(continued)*

(Values are in thousand PhP, except for number of establishments. Details may not add-up to total due to rounding and/or statistical disclosure control.)

2009 PSIC Code	Region/ Industry Description	Non-Industrial Services Done by Others					
		Rental Expense for Office Equipment	Other Rental Expenses	Communication Expense	Insurance Expense	Transport Service Expense	Other Non- Industrial Services Done by Others
		(6)	(7)	(8)	(9)	(10)	(11)
	I - Ilocos Region	-	685	8,836	10,876	4,552	23,433
S951	Repair of computers and communications equipment	-	-	225	16	-	97
S952	Repair of personal and household goods	-	-	668	61	69	1,262
S961	Personal services for wellness, except sports activities	-	-	6,487	10,508	4,056	9,420
S962	Laundry services	-	-	817	162	427	5,284
S963	Funeral and related activities	-	685	639	130	-	7,370
	II - Cagayan Valley	-	577	3,464	2,071	1,537	18,492
S951	Repair of computers and communications equipment	-	577	282	-	-	485
S952	Repair of personal and household goods	-	-	61	-	365	2,599
S961	Personal services for wellness, except sports activities	-	-	2,029	2,071	907	14,116
S962	Laundry services	-	-	625	-	-	618
S963	Funeral and related activities	-	-	468	-	265	590
S969	Other personal service activities, n.e.c.	-	-	-	-	-	83
	III - Central Luzon	-	-	19,419	3,723	4,091	109,700
S951	Repair of computers and communications equipment	-	-	13	-	154	1,168
S952	Repair of personal and household goods	-	-	1,737	117	-	3,324
S961	Personal services for wellness, except sports activities	-	-	11,451	2,044	910	26,816
S962	Laundry services	-	-	1,840	674	1,645	16,782
S963	Funeral and related activities	-	-	3,973	888	1,372	60,074
S969	Other personal service activities, n.e.c.	-	-	406	-	10	1,535

Continued

TABLE 5.3 Number of Establishments and Expense of Non-Industrial Services Done by Others by Type for Other Service Activities Establishments by Region and Industry Group: Philippines, 2018 *(continued)**(Values are in thousand PhP, except for number of establishments. Details may not add-up to total due to rounding and/or statistical disclosure control.)*

2009 PSIC Code	Region/ Industry Description	Non-Industrial Services Done by Others					
		Rental Expense for Office Equipment	Other Rental Expenses	Communication Expense	Insurance Expense	Transport Service Expense	Other Non- Industrial Services Done by Others
		(6)	(7)	(8)	(9)	(10)	(11)
	I - Ilocos Region	-	685	8,836	10,876	4,552	23,433
S951	Repair of computers and communications equipment	-	-	225	16	-	97
S952	Repair of personal and household goods	-	-	668	61	69	1,262
S961	Personal services for wellness, except sports activities	-	-	6,487	10,508	4,056	9,420
S962	Laundry services	-	-	817	162	427	5,284
S963	Funeral and related activities	-	685	639	130	-	7,370
	II - Cagayan Valley	-	577	3,464	2,071	1,537	18,492
S951	Repair of computers and communications equipment	-	577	282	-	-	485
S952	Repair of personal and household goods	-	-	61	-	365	2,599
S961	Personal services for wellness, except sports activities	-	-	2,029	2,071	907	14,116
S962	Laundry services	-	-	625	-	-	618
S963	Funeral and related activities	-	-	468	-	265	590
S969	Other personal service activities, n.e.c.	-	-	-	-	-	83
	III - Central Luzon	-	-	19,419	3,723	4,091	109,700
S951	Repair of computers and communications equipment	-	-	13	-	154	1,168
S952	Repair of personal and household goods	-	-	1,737	117	-	3,324
S961	Personal services for wellness, except sports activities	-	-	11,451	2,044	910	26,816
S962	Laundry services	-	-	1,840	674	1,645	16,782
S963	Funeral and related activities	-	-	3,973	888	1,372	60,074
S969	Other personal service activities, n.e.c.	-	-	406	-	10	1,535

Continued

TABLE 5.3 Number of Establishments and Expense of Non-Industrial Services Done by Others by Type for Other Service Activities Establishments by Region and Industry Group: Philippines, 2018 *(continued)*

(Values are in thousand PhP, except for number of establishments. Details may not add-up to total due to rounding and/or statistical disclosure control.)

2009 PSIC Code	Region/ Industry Description	Non-Industrial Services Done by Others					
		Rental Expense for Office Equipment	Other Rental Expenses	Communication Expense	Insurance Expense	Transport Service Expense	Other Non- Industrial Services Done by Others
		(6)	(7)	(8)	(9)	(10)	(11)
	IVA - CALABARZON	4,187	44,888	37,530	15,296	54,530	233,626
S951	Repair of computers and communications equipment	346	-	8,508	9,879	33,638	50,243
S952	Repair of personal and household goods	-	1,750	4,332	1,643	1,995	17,225
S961	Personal services for wellness, except sports activities	3,490	51	10,768	802	1,848	86,177
S962	Laundry services	24	43,087	4,161	1,734	489	20,971
S963	Funeral and related activities	-	-	5,891	1,238	2,264	53,056
S969	Other personal service activities, n.e.c.	327	-	3,870	-	14,296	5,953
	MIMAROPA Region	-	-	6,667	2,187	542	48,195
S951	Repair of computers and communications equipment	S	S	S	S	S	S
S952	Repair of personal and household goods	S	S	S	S	S	S
S961	Personal services for wellness, except sports activities	-	-	3,615	396	542	2,229
S962	Laundry services	-	-	542	-	-	421
S963	Funeral and related activities	-	-	2,159	1,752	-	44,759
	V - Bicol Region	-	470	37,971	3,648	2,405	105,589
S951	Repair of computers and communications equipment	-	-	665	27	160	2,062
S952	Repair of personal and household goods	-	-	1,087	-	353	1,065
S961	Personal services for wellness, except sports activities	-	-	6,135	760	447	5,476
S962	Laundry services	-	-	148	-	206	-
S963	Funeral and related activities	-	470	29,935	2,860	1,239	96,986
	VI - Western Visayas	-	1,622	61,135	12,118	6,835	223,285
S951	Repair of computers and communications equipment	-	-	913	134	134	1,438

Continued

TABLE 5.3 Number of Establishments and Expense of Non-Industrial Services Done by Others by Type for Other Service Activities Establishments by Region and Industry Group: Philippines, 2018 *(continued)**(Values are in thousand PhP, except for number of establishments. Details may not add-up to total due to rounding and/or statistical disclosure control.)*

2009 PSIC Code	Region/ Industry Description	Non-Industrial Services Done by Others					
		Rental Expense for Office Equipment	Other Rental Expenses	Communication Expense	Insurance Expense	Transport Service Expense	Other Non- Industrial Services Done by Others
		(6)	(7)	(8)	(9)	(10)	(11)
S952	Repair of personal and household goods	-	-	3,166	1,215	1,828	42,954
S961	Personal services for wellness, except sports activities	-	1,622	48,704	8,722	3,682	133,734
S962	Laundry services	-	-	1,858	161	-	1,775
S963	Funeral and related activities	-	-	6,494	1,886	1,191	43,384
	VII - Central Visayas	186	2,901	45,229	9,179	13,967	497,525
S951	Repair of computers and communications equipment	-	-	90	-	-	794
S952	Repair of personal and household goods	-	-	3,715	385	3,428	135,630
S961	Personal services for wellness, except sports activities	185	2,901	29,084	5,341	5,471	112,936
S962	Laundry services	-	-	2,428	378	1,149	14,698
S963	Funeral and related activities	1	-	9,774	2,863	3,919	232,466
S969	Other personal service activities, n.e.c.	-	-	138	213	-	1,003
	VIII - Eastern Visayas	-	-	5,867	936	700	13,907
S951	Repair of computers and communications equipment	-	-	75	-	-	119
S952	Repair of personal and household goods	-	-	902	261	700	1,536
S961	Personal services for wellness, except sports activities	-	-	3,986	411	-	2,757
S962	Laundry services	-	-	98	-	-	1,041
S963	Funeral and related activities	-	-	724	264	-	8,332
S969	Other personal service activities, n.e.c.	-	-	82	-	-	122
	IX - Zamboanga Peninsula	-	-	10,383	128	2,273	157,974
S951	Repair of computers and communications equipment	S	S	S	S	S	S
S952	Repair of personal and household goods	-	-	201	119	80	652

Continued

TABLE 5.3 Number of Establishments and Expense of Non-Industrial Services Done by Others by Type for Other Service Activities Establishments by Region and Industry Group: Philippines, 2018 *(continued)*

(Values are in thousand PhP, except for number of establishments. Details may not add-up to total due to rounding and/or statistical disclosure control.)

2009 PSIC Code	Region/ Industry Description	Non-Industrial Services Done by Others					
		Rental Expense for Office Equipment	Other Rental Expenses	Communication Expense	Insurance Expense	Transport Service Expense	Other Non- Industrial Services Done by Others
		(6)	(7)	(8)	(9)	(10)	(11)
S961	Personal services for wellness, except sports activities	-	-	6,830	-	1,751	103,321
S962	Laundry services	-	-	693	-	-	1,520
S963	Funeral and related activities	-	-	2,606	9	441	51,808
S969	Other personal service activities, n.e.c.	S	S	S	S	S	S
	X - Northern Mindanao	-	2,276	7,873	5,059	7,678	36,712
S951	Repair of computers and communications equipment	-	-	243	474	-	252
S952	Repair of personal and household goods	-	-	1,013	3,549	6,238	5,067
S961	Personal services for wellness, except sports activities	-	2,245	1,942	349	1,146	8,441
S962	Laundry services	-	-	2,804	-	-	5,347
S963	Funeral and related activities	-	-	1,719	571	266	12,182
S969	Other personal service activities, n.e.c.	-	31	152	116	27	5,422
	XI - Davao Region	-	-	20,567	5,414	12,818	224,911
S951	Repair of computers and communications equipment	-	-	1,704	492	2,333	87,404
S952	Repair of personal and household goods	-	-	5,176	1,447	1,693	91,875
S961	Personal services for wellness, except sports activities	-	-	5,281	1,446	4,767	18,952
S962	Laundry services	-	-	1,576	462	53	797
S963	Funeral and related activities	-	-	6,817	1,568	3,972	25,883
S969	Other personal service activities, n.e.c.	-	-	13	-	-	-
	XII - SOCCSKSARGEN	-	-	3,827	754	55	37,823
S952	Repair of personal and household goods	-	-	754	-	-	372
S961	Personal services for wellness, except sports activities	-	-	983	-	-	25,441

Continued

TABLE 5.3 Number of Establishments and Expense of Non-Industrial Services Done by Others by Type for Other Service Activities Establishments by Region and Industry Group: Philippines, 2018 (*concluded*)

(Values are in thousand PhP, except for number of establishments. Details may not add-up to total due to rounding and/or statistical disclosure control.)

2009 PSIC Code	Region/ Industry Description	Non-Industrial Services Done by Others					
		Rental Expense for Office Equipment	Other Rental Expenses	Communication Expense	Insurance Expense	Transport Service Expense	Other Non- Industrial Services Done by Others
		(6)	(7)	(8)	(9)	(10)	(11)
S962	Laundry services	-	-	965	653	-	9,468
S963	Funeral and related activities	-	-	1,126	100	55	2,542
S969	Other personal service activities, n.e.c.	-	-	-	-	-	-
	XIII - Caraga	1,438	-	6,222	1,095	785	477,405
S951	Repair of computers and communications equipment	-	-	90	83	-	214
S952	Repair of personal and household goods	-	-	78	595	77	475,950
S961	Personal services for wellness, except sports activities	-	-	1,982	37	709	405
S962	Laundry services	1,438	-	-	-	-	82
S963	Funeral and related activities	-	-	4,038	380	-	731
S969	Other personal service activities, n.e.c.	-	-	35	-	-	22
	Autonomous Region in Muslim Mindanao	-	-	-	-	-	1,017
S951	Repair of computers and communications equipment	-	-	-	-	-	-
S961	Personal services for wellness, except sports activities	-	-	-	-	-	1,017
S963	Funeral and related activities	-	-	-	-	-	-

Note:

- denotes zero value

S - Data Suppressed

Source: Philippine Statistics Authority, 2018 Census of Philippine Business and Industry

TABLE 5.4 Number of Establishments and Cost of Goods Sold for Other Service Activities Establishments by Region and Industry Group: Philippines, 2018

(Values are in thousand PhP, except for number of establishments. Details may not add-up to total due to rounding and/or statistical disclosure control.)

2009 PSIC Code	Region/ Industry Description	Number of Establishments	Cost of Goods Sold	Goods for Resale Inventories, Beginning	Goods Purchased for Resale	Goods for Resale Inventories, Ending
		(1)	(2)	(3)	(4)	(5)
	PHILIPPINES	15,469	16,511,156	1,602,824	16,739,649	1,831,317
S951	Repair of computers and communications equipment	398	2,000,968	31,961	2,020,020	51,013
S952	Repair of personal and household goods	1,455	1,165,674	255,349	1,227,852	317,526
S961	Personal services for wellness, except sports activities	9,178	12,087,295	661,535	12,165,998	740,237
S962	Laundry services	2,881	5,956	2,718	5,625	2,387
S963	Funeral and related activities	1,475	1,110,698	630,584	1,176,123	696,010
S969	Other personal service activities, n.e.c.	81	140,564	20,677	144,031	24,145
	National Capital Region	2,393	712,522	236,272	830,482	354,232
S951	Repair of computers and communications equipment	39	66,146	8,386	74,758	16,997
S952	Repair of personal and household goods	151	294,109	102,129	340,377	148,397
S961	Personal services for wellness, except sports activities	1,856	215,653	48,173	246,034	78,554
S962	Laundry services	226	-	-	-	-
S963	Funeral and related activities	113	136,614	77,585	169,313	110,284
S969	Other personal service activities, n.e.c.	7	-	-	-	-
	Cordillera Administrative Region	763	63,807	25,644	63,062	24,899
S951	Repair of computers and communications equipment	21	-	-	-	-
S952	Repair of personal and household goods	101	326	85	383	142
S961	Personal services for wellness, except sports activities	323	-	-	-	-
S962	Laundry services	251	-	-	-	-
S963	Funeral and related activities	64	63,481	25,559	62,679	24,757
S969	Other personal service activities, n.e.c.	3	-	-	-	-

Continued

TABLE 5.4 Number of Establishments and Cost of Goods Sold for Other Service Activities Establishments by Region and Industry Group: Philippines, 2018 (*continued*)

(Values are in thousand PhP, except for number of establishments. Details may not add-up to total due to rounding and/or statistical disclosure control.)

2009 PSIC Code	Region/ Industry Description	Number of Establishments	Cost of Goods Sold	Goods for Resale Inventories, Beginning	Goods Purchased for Resale	Goods for Resale Inventories, Ending
		(1)	(2)	(3)	(4)	(5)
I - Ilocos Region		836	528,538	28,901	541,413	41,775
S951	Repair of computers and communications equipment	21	1,158	-	2,051	893
S952	Repair of personal and household goods	72	-	-	-	-
S961	Personal services for wellness, except sports activities	477	464,240	21,019	474,766	31,546
S962	Laundry services	169	-	-	-	-
S963	Funeral and related activities	97	63,141	7,882	64,596	9,336
II - Cagayan Valley		590	56,133	19,679	63,791	27,337
S951	Repair of computers and communications equipment	21	13,038	3,704	15,041	5,707
S952	Repair of personal and household goods	51	-	-	-	-
S961	Personal services for wellness, except sports activities	310	14,256	5,908	15,021	6,673
S962	Laundry services	124	-	-	-	-
S963	Funeral and related activities	78	27,447	9,554	32,294	14,401
S969	Other personal service activities, n.e.c.	6	1,392	513	1,436	556
III - Central Luzon		1,124	102,011	31,287	109,180	38,456
S951	Repair of computers and communications equipment	64	21,095	7,506	28,697	15,107
S952	Repair of personal and household goods	145	17,154	6,255	20,397	9,498
S961	Personal services for wellness, except sports activities	521	10,619	13,880	6,998	10,258
S962	Laundry services	254	-	-	-	-
S963	Funeral and related activities	133	53,143	3,647	53,088	3,592
S969	Other personal service activities, n.e.c.	7	-	-	-	-
IVA - CALABARZON		1,206	184,129	51,376	205,795	73,043
S951	Repair of computers and communications equipment	37	31	78	-	47

Continued

TABLE 5.4 Number of Establishments and Cost of Goods Sold for Other Service Activities Establishments by Region and Industry Group: Philippines, 2018 *(continued)*

(Values are in thousand PhP, except for number of establishments. Details may not add-up to total due to rounding and/or statistical disclosure control.)

2009 PSIC Code	Region/ Industry Description	Number of Establishments	Cost of Goods Sold	Goods for Resale Inventories, Beginning	Goods Purchased for Resale	Goods for Resale Inventories, Ending
		(1)	(2)	(3)	(4)	(5)
S952	Repair of personal and household goods	109	38,753	27,963	59,656	48,866
S961	Personal services for wellness, except sports activities	662	71,556	465	71,595	504
S962	Laundry services	263	-	-	-	-
S963	Funeral and related activities	120	73,789	22,871	74,545	23,626
S969	Other personal service activities, n.e.c.	14	-	-	-	-
	MIMAROPA Region	551	28,430	38,010	23,674	33,254
S951	Repair of computers and communications equipment	S	S	S	S	S
S952	Repair of personal and household goods	S	S	S	S	S
S961	Personal services for wellness, except sports activities	385	25,430	34,096	19,761	28,427
S962	Laundry services	86	-	-	-	-
S963	Funeral and related activities	71	3,000	3,914	3,914	4,827
	V - Bicol Region	974	348,768	21,820	351,008	24,059
S951	Repair of computers and communications equipment	26	19,781	1,449	24,968	6,636
S952	Repair of personal and household goods	125	268,319	3,177	268,120	2,978
S961	Personal services for wellness, except sports activities	505	54,116	12,104	52,403	10,390
S962	Laundry services	206	-	-	-	-
S963	Funeral and related activities	111	6,552	5,090	5,516	4,055
	VI - Western Visayas	1,028	11,162,249	497,159	11,221,643	556,553
S951	Repair of computers and communications equipment	50	63,876	6,599	59,469	2,193
S952	Repair of personal and household goods	99	44,183	41,173	43,768	40,757
S961	Personal services for wellness, except sports activities	606	11,013,949	428,336	11,076,444	490,830
S962	Laundry services	170	1,833	2,718	452	1,337
S963	Funeral and related activities	103	38,407	18,333	41,510	21,436

Continued

TABLE 5.4 Number of Establishments and Cost of Goods Sold for Other Service Activities Establishments by Region and Industry Group: Philippines, 2018 *(continued)**(Values are in thousand PhP, except for number of establishments. Details may not add-up to total due to rounding and/or statistical disclosure control.)*

2009 PSIC Code	Region/ Industry Description	Number of Establishments	Cost of Goods Sold	Goods for Resale Inventories, Beginning	Goods Purchased for Resale	Goods for Resale Inventories, Ending
		(1)	(2)	(3)	(4)	(5)
VII - Central Visayas		1,602	378,488	76,426	372,427	70,365
S951	Repair of computers and communications equipment	21	-	-	-	-
S952	Repair of personal and household goods	162	205,379	49,871	202,769	47,262
S961	Personal services for wellness, except sports activities	1,040	8,677	5,486	7,566	4,375
S962	Laundry services	260	-	-	-	-
S963	Funeral and related activities	104	161,666	21,069	159,326	18,728
S969	Other personal service activities, n.e.c.	14	2,767	-	2,767	-
VIII - Eastern Visayas		735	130,388	32,539	102,768	4,918
S951	Repair of computers and communications equipment	18	-	-	-	-
S952	Repair of personal and household goods	82	64,168	1,366	64,292	1,490
S961	Personal services for wellness, except sports activities	344	54,531	24,781	32,215	2,466
S962	Laundry services	206	-	-	-	-
S963	Funeral and related activities	78	11,689	6,392	6,260	963
S969	Other personal service activities, n.e.c.	6	-	-	-	-
IX - Zamboanga Peninsula		948	217,956	55,756	211,498	49,298
S951	Repair of computers and communications equipment	S	S	S	S	S
S952	Repair of personal and household goods	84	17,214	1,734	17,176	1,696
S961	Personal services for wellness, except sports activities	583	51,133	2,566	53,443	4,876
S962	Laundry services	165	-	-	-	-
S963	Funeral and related activities	105	149,310	51,296	140,473	42,459
S969	Other personal service activities, n.e.c.	S	S	S	S	S

Continued

TABLE 5.4 Number of Establishments and Cost of Goods Sold for Other Service Activities Establishments by Region and Industry Group: Philippines, 2018 *(continued)*

(Values are in thousand PhP, except for number of establishments. Details may not add-up to total due to rounding and/or statistical disclosure control.)

2009 PSIC Code	Region/ Industry Description	Number of Establishments	Cost of Goods Sold	Goods for Resale Inventories, Beginning	Goods Purchased for Resale	Goods for Resale Inventories, Ending
		(1)	(2)	(3)	(4)	(5)
	X - Northern Mindanao	696	422,868	380,633	474,756	432,521
S951	Repair of computers and communications equipment	18	19,785	2,739	18,075	1,030
S952	Repair of personal and household goods	56	181,347	5,521	186,963	11,137
S961	Personal services for wellness, except sports activities	428	36,423	22,571	36,057	22,205
S962	Laundry services	124	-	-	-	-
S963	Funeral and related activities	63	50,262	330,022	95,093	374,853
S969	Other personal service activities, n.e.c.	6	135,051	19,780	138,568	23,297
	XI - Davao Region	664	1,911,736	49,901	1,890,923	29,088
S951	Repair of computers and communications equipment	21	1,679,520	-	1,679,520	-
S952	Repair of personal and household goods	120	12,476	12,476	-	-
S961	Personal services for wellness, except sports activities	368	18,384	5,748	19,690	7,054
S962	Laundry services	83	4,124	-	5,173	1,049
S963	Funeral and related activities	63	196,707	31,452	186,044	20,789
S969	Other personal service activities, n.e.c.	7	525	225	496	196
	XII - SOCCSKSARGEN	816	21,725	3,953	22,670	4,898
S952	Repair of personal and household goods	38	17,146	1,474	18,000	2,328
S961	Personal services for wellness, except sports activities	413	-	-	-	-
S962	Laundry services	251	-	-	-	-
S963	Funeral and related activities	110	4,579	2,479	4,670	2,570
S969	Other personal service activities, n.e.c.	4	-	-	-	-
	XIII - Caraga	364	193,089	17,072	200,565	24,549
S951	Repair of computers and communications equipment	9	116,240	1,342	117,035	2,137

Continued

TABLE 5.4 Number of Establishments and Cost of Goods Sold for Other Service Activities Establishments by Region and Industry Group: Philippines, 2018 (*concluded*)

(Values are in thousand PhP, except for number of establishments. Details may not add-up to total due to rounding and/or statistical disclosure control.)

2009 PSIC Code	Region/ Industry Description	Number of Establishments	Cost of Goods Sold	Goods for Resale Inventories, Beginning	Goods Purchased for Resale	Goods for Resale Inventories, Ending
		(1)	(2)	(3)	(4)	(5)
S952	Repair of personal and household goods	59	5,100	2,125	5,951	2,975
S961	Personal services for wellness, except sports activities	203	12	6	14	8
S962	Laundry services	41	-	-	-	-
S963	Funeral and related activities	45	70,909	13,440	76,801	19,333
S969	Other personal service activities, n.e.c.	6	828	159	765	96
	Autonomous Region in Muslim Mindanao	177	48,317	36,396	53,992	42,071
S951	Repair of computers and communications equipment	11	-	-	-	-
S961	Personal services for wellness, except sports activities	153	48,317	36,396	53,992	42,071
S963	Funeral and related activities	13	-	-	-	-

Note:

- denotes zero value

S - Data Suppressed

Source: Philippine Statistics Authority, 2018 Census of Philippine Business and Industry

TABLE 5.5 Number of Establishments and Taxes on Products and Other Taxes on Production by Type for Other Service Activities Establishments by Region and Industry Group: Philippines, 2018

(Values are in thousand PhP, except for number of establishments. Details may not add-up to total due to rounding and/or statistical disclosure control.)

2009 PSIC Code	Region/ Industry Description	Number of Establishments	Taxes on Products and Other Taxes on Production		
			Total	Taxes on Products	Other Taxes on Production
		(1)	(2)	(3)	(4)
	PHILIPPINES	15,469	1,623,297	496,848	1,126,449
S951	Repair of computers and communications equipment	398	44,684	10,851	33,833
S952	Repair of personal and household goods	1,455	88,464	8,988	79,477
S961	Personal services for wellness, except sports activities	9,178	678,214	108,563	569,650
S962	Laundry services	2,881	101,558	7,519	94,039
S963	Funeral and related activities	1,475	686,268	349,203	337,065
S969	Other personal service activities, n.e.c.	81	24,109	11,724	12,386
	National Capital Region	2,393	590,249	144,968	445,282
S951	Repair of computers and communications equipment	39	9,268	-	9,268
S952	Repair of personal and household goods	151	16,214	268	15,946
S961	Personal services for wellness, except sports activities	1,856	403,866	81,990	321,876
S962	Laundry services	226	29,351	-	29,351
S963	Funeral and related activities	113	123,388	62,709	60,678
S969	Other personal service activities, n.e.c.	7	8,162	-	8,162
	Cordillera Administrative Region	763	66,128	30,351	35,777
S951	Repair of computers and communications equipment	21	497	-	497
S952	Repair of personal and household goods	101	3,095	42	3,054
S961	Personal services for wellness, except sports activities	323	14,155	3,037	11,118
S962	Laundry services	251	7,823	765	7,058
S963	Funeral and related activities	64	40,535	26,508	14,027
S969	Other personal service activities, n.e.c.	3	24	-	24
	I - Ilocos Region	836	36,294	8,317	27,977
S951	Repair of computers and communications equipment	21	336	-	336

Continued

TABLE 5.5 Number of Establishments and Taxes on Products and Other Taxes on Production by Type for Other Service Activities
Establishments by Region and Industry Group: Philippines, 2018 *(continued)**(Values are in thousand PhP, except for number of establishments. Details may not add-up to total due to rounding and/or statistical disclosure control.)*

2009 PSIC Code	Region/ Industry Description	Number of Establishments	Taxes on Products and Other Taxes on Production		
			Total	Taxes on Products	Other Taxes on Production
		(1)	(2)	(3)	(4)
S952	Repair of personal and household goods	72	1,830	366	1,464
S961	Personal services for wellness, except sports activities	477	20,979	1,410	19,569
S962	Laundry services	169	2,836	-	2,836
S963	Funeral and related activities	97	10,313	6,542	3,771
	II - Cagayan Valley	590	12,022	415	11,607
S951	Repair of computers and communications equipment	21	618	415	204
S952	Repair of personal and household goods	51	604	-	604
S961	Personal services for wellness, except sports activities	310	6,354	-	6,354
S962	Laundry services	124	2,151	-	2,151
S963	Funeral and related activities	78	2,281	-	2,281
S969	Other personal service activities, n.e.c.	6	13	-	13
	III - Central Luzon	1,124	58,572	30,176	28,395
S951	Repair of computers and communications equipment	64	1,007	-	1,007
S952	Repair of personal and household goods	145	2,445	-	2,445
S961	Personal services for wellness, except sports activities	521	9,905	808	9,097
S962	Laundry services	254	6,055	653	5,402
S963	Funeral and related activities	133	38,779	28,716	10,064
S969	Other personal service activities, n.e.c.	7	381	-	381
	IVA - CALABARZON	1,206	81,179	33,626	47,553
S951	Repair of computers and communications equipment	37	9,656	8,535	1,122
S952	Repair of personal and household goods	109	12,536	7,075	5,461
S961	Personal services for wellness, except sports activities	662	21,963	2,528	19,435
S962	Laundry services	263	9,359	-	9,359

Continued

TABLE 5.5 Number of Establishments and Taxes on Products and Other Taxes on Production by Type for Other Service Activities
Establishments by Region and Industry Group: Philippines, 2018 *(continued)*

(Values are in thousand PhP, except for number of establishments. Details may not add-up to total due to rounding and/or statistical disclosure control.)

2009 PSIC Code	Region/ Industry Description	Number of Establishments	Taxes on Products and Other Taxes on Production		
			Total	Taxes on Products	Other Taxes on Production
		(1)	(2)	(3)	(4)
S963	Funeral and related activities	120	14,081	3,896	10,185
S969	Other personal service activities, n.e.c.	14	13,584	11,592	1,991
	MIMAROPA Region	551	31,696	18,139	13,556
S951	Repair of computers and communications equipment	S	S	S	S
S952	Repair of personal and household goods	S	S	S	S
S961	Personal services for wellness, except sports activities	385	5,291	122	5,169
S962	Laundry services	86	6,302	985	5,318
S963	Funeral and related activities	71	19,755	17,019	2,736
	V - Bicol Region	974	238,930	66,810	172,119
S951	Repair of computers and communications equipment	26	1,043	-	1,043
S952	Repair of personal and household goods	125	2,793	-	2,793
S961	Personal services for wellness, except sports activities	505	9,771	304	9,467
S962	Laundry services	206	2,268	495	1,773
S963	Funeral and related activities	111	223,054	66,011	157,043
	VI - Western Visayas	1,028	99,843	26,645	73,198
S951	Repair of computers and communications equipment	50	1,898	79	1,819
S952	Repair of personal and household goods	99	6,725	115	6,610
S961	Personal services for wellness, except sports activities	606	57,909	8,661	49,248
S962	Laundry services	170	5,961	114	5,847
S963	Funeral and related activities	103	27,349	17,675	9,675
	VII - Central Visayas	1,602	156,105	73,070	83,035
S951	Repair of computers and communications equipment	21	607	-	607
S952	Repair of personal and household goods	162	10,889	259	10,629

Continued

TABLE 5.5 Number of Establishments and Taxes on Products and Other Taxes on Production by Type for Other Service Activities
Establishments by Region and Industry Group: Philippines, 2018 *(continued)**(Values are in thousand PhP, except for number of establishments. Details may not add-up to total due to rounding and/or statistical disclosure control.)*

2009 PSIC Code	Region/ Industry Description	Number of Establishments	Taxes on Products and Other Taxes on Production		
			Total	Taxes on Products	Other Taxes on Production
		(1)	(2)	(3)	(4)
S961	Personal services for wellness, except sports activities	1,040	46,759	1,394	45,365
S962	Laundry services	260	3,454	-	3,454
S963	Funeral and related activities	104	94,102	71,416	22,686
S969	Other personal service activities, n.e.c.	14	295	-	295
	VIII - Eastern Visayas	735	46,194	15,896	30,298
S951	Repair of computers and communications equipment	18	352	53	299
S952	Repair of personal and household goods	82	3,353	601	2,752
S961	Personal services for wellness, except sports activities	344	24,984	5,835	19,149
S962	Laundry services	206	3,038	396	2,641
S963	Funeral and related activities	78	14,268	9,010	5,259
S969	Other personal service activities, n.e.c.	6	199	-	199
	IX - Zamboanga Peninsula	948	23,339	338	23,000
S951	Repair of computers and communications equipment	S	S	S	S
S952	Repair of personal and household goods	84	1,130	247	882
S961	Personal services for wellness, except sports activities	583	12,037	-	12,037
S962	Laundry services	165	2,819	-	2,819
S963	Funeral and related activities	105	7,114	91	7,022
S969	Other personal service activities, n.e.c.	S	S	S	S
	X - Northern Mindanao	696	57,888	16,245	41,643
S951	Repair of computers and communications equipment	18	267	-	267
S952	Repair of personal and household goods	56	10,076	-	10,076
S961	Personal services for wellness, except sports activities	428	15,907	825	15,082
S962	Laundry services	124	5,181	1,563	3,618

Continued

TABLE 5.5 Number of Establishments and Taxes on Products and Other Taxes on Production by Type for Other Service Activities
Establishments by Region and Industry Group: Philippines, 2018 *(continued)*

(Values are in thousand PhP, except for number of establishments. Details may not add-up to total due to rounding and/or statistical disclosure control.)

2009 PSIC Code	Region/ Industry Description	Number of Establishments	Taxes on Products and Other Taxes on Production		
			Total	Taxes on Products	Other Taxes on Production
		(1)	(2)	(3)	(4)
S963	Funeral and related activities	63	25,612	13,857	11,755
S969	Other personal service activities, n.e.c.	6	845	-	845
	XI - Davao Region	664	87,913	25,333	62,580
S951	Repair of computers and communications equipment	21	16,598	-	16,598
S952	Repair of personal and household goods	120	11,262	-	11,262
S961	Personal services for wellness, except sports activities	368	13,750	34	13,717
S962	Laundry services	83	6,950	-	6,950
S963	Funeral and related activities	63	39,067	25,231	13,836
S969	Other personal service activities, n.e.c.	7	287	69	217
	XII - SOCCSKSARGEN	816	17,098	2,887	14,210
S952	Repair of personal and household goods	38	931	-	931
S961	Personal services for wellness, except sports activities	413	6,411	339	6,072
S962	Laundry services	251	7,742	2,548	5,193
S963	Funeral and related activities	110	1,984	-	1,984
S969	Other personal service activities, n.e.c.	4	31	-	31
	XIII - Caraga	364	18,793	3,631	15,162
S951	Repair of computers and communications equipment	9	2,138	1,769	369
S952	Repair of personal and household goods	59	4,558	-	4,558
S961	Personal services for wellness, except sports activities	203	7,329	1,278	6,052
S962	Laundry services	41	268	-	268
S963	Funeral and related activities	45	4,426	522	3,905
S969	Other personal service activities, n.e.c.	6	73	62	11

Continued

TABLE 5.5 Number of Establishments and Taxes on Products and Other Taxes on Production by Type for Other Service Activities Establishments by Region and Industry Group: Philippines, 2018 *(concluded)**(Values are in thousand PhP, except for number of establishments. Details may not add-up to total due to rounding and/or statistical disclosure control.)*

2009 PSIC Code	Region/ Industry Description	Number of Establishments	Taxes on Products and Other Taxes on Production		
			Total	Taxes on Products	Other Taxes on Production
		(1)	(2)	(3)	(4)
	Autonomous Region in Muslim Mindanao	177	1,055	-	1,055
S951	Repair of computers and communications equipment	11	51	-	51
S961	Personal services for wellness, except sports activities	153	845	-	845
S963	Funeral and related activities	13	159	-	159

*Note:**- denotes zero value**S - Data Suppressed**Source: Philippine Statistics Authority, 2018 Census of Philippine Business and Industry*

TABLE 5.6 Number of Establishments and Other Expense by Type for Other Service Activities Establishments by Region and Industry Group: Philippines, 2018

(Values are in thousand PhP, except for number of establishments. Details may not add-up to total due to rounding and/or statistical disclosure control.)

2009 PSIC Code	Region/ Industry Description	Number of Establishments	Other Expense					
			Total	Foreign Exchange Losses	Charitable Donations and Grants	Bad and Doubtful Debts	Loss from Sale of Investment and Assets and Marketable Securities	Others
		(1)	(2)	(3)	(4)	(5)	(6)	(7)
	PHILIPPINES	15,469	550,871	83,623	11,867	128,122	330	326,928
S951	Repair of computers and communications equipment	398	163,216	83,580	69	62,779	-	16,789
S952	Repair of personal and household goods	1,455	75,396	43	1,105	42,378	-	31,870
S961	Personal services for wellness, except sports activities	9,178	195,360	-	1,840	13,774	-	179,746
S962	Laundry services	2,881	39,796	-	568	4,883	330	34,015
S963	Funeral and related activities	1,475	74,061	-	7,811	4,309	-	61,941
S969	Other personal service activities, n.e.c.	81	3,042	-	475	-	-	2,567
	National Capital Region	2,393	179,228	-	3,779	35,266	-	140,183
S951	Repair of computers and communications equipment	39	15,984	-	53	-	-	15,931
S952	Repair of personal and household goods	151	26,154	-	153	17,012	-	8,989
S961	Personal services for wellness, except sports activities	1,856	94,609	-	1,407	13,728	-	79,474
S962	Laundry services	226	24,929	-	-	4,451	-	20,478
S963	Funeral and related activities	113	17,370	-	2,156	75	-	15,139
S969	Other personal service activities, n.e.c.	7	182	-	10	-	-	172
	Cordillera Administrative Region	763	9,473	-	467	-	-	9,006
S951	Repair of computers and communications equipment	21	-	-	-	-	-	-
S952	Repair of personal and household goods	101	-	-	-	-	-	-
S961	Personal services for wellness, except sports activities	323	8,359	-	-	-	-	8,359
S962	Laundry services	251	303	-	206	-	-	97
S963	Funeral and related activities	64	812	-	261	-	-	551
S969	Other personal service activities, n.e.c.	3	-	-	-	-	-	-

Continued

TABLE 5.6 Number of Establishments and Other Expense by Type for Other Service Activities Establishments by Region and Industry Group: Philippines, 2018 *(continued)**(Values are in thousand PhP, except for number of establishments. Details may not add-up to total due to rounding and/or statistical disclosure control.)*

2009 PSIC Code	Region/ Industry Description	Number of Establishments	Other Expense					
			Total	Foreign Exchange Losses	Charitable Donations and Grants	Bad and Doubtful Debts	Loss from Sale of Investment and Assets and Marketable Securities	Others
		(1)	(2)	(3)	(4)	(5)	(6)	(7)
I - Ilocos Region		836	19,519	-	-	-	-	19,519
S951	Repair of computers and communications equipment	21	16	-	-	-	-	16
S952	Repair of personal and household goods	72	77	-	-	-	-	77
S961	Personal services for wellness, except sports activities	477	18,515	-	-	-	-	18,515
S962	Laundry services	169	-	-	-	-	-	-
S963	Funeral and related activities	97	911	-	-	-	-	911
II - Cagayan Valley		590	7,450	-	59	4,114	-	3,276
S951	Repair of computers and communications equipment	21	132	-	-	-	-	132
S952	Repair of personal and household goods	51	-	-	-	-	-	-
S961	Personal services for wellness, except sports activities	310	2,957	-	59	-	-	2,898
S962	Laundry services	124	-	-	-	-	-	-
S963	Funeral and related activities	78	4,362	-	-	4,114	-	247
S969	Other personal service activities, n.e.c.	6	-	-	-	-	-	-
III - Central Luzon		1,124	9,188	-	379	23	330	8,456
S951	Repair of computers and communications equipment	64	61	-	-	-	-	61
S952	Repair of personal and household goods	145	17	-	-	-	-	17
S961	Personal services for wellness, except sports activities	521	4,238	-	53	-	-	4,185
S962	Laundry services	254	4,564	-	40	8	330	4,187
S963	Funeral and related activities	133	301	-	286	15	-	-
S969	Other personal service activities, n.e.c.	7	7	-	-	-	-	7
IVA - CALABARZON		1,206	159,679	83,580	991	63,249	-	11,859
S951	Repair of computers and communications equipment	37	146,372	83,580	-	62,779	-	13

Continued

TABLE 5.6 Number of Establishments and Other Expense by Type for Other Service Activities Establishments by Region and Industry Group: Philippines, 2018 *(continued)**(Values are in thousand PhP, except for number of establishments. Details may not add-up to total due to rounding and/or statistical disclosure control.)*

2009 PSIC Code	Region/ Industry Description	Number of Establishments	Other Expense					
			Total	Foreign Exchange Losses	Charitable Donations and Grants	Bad and Doubtful Debts	Loss from Sale of Investment and Assets and Marketable Securities	Others
		(1)	(2)	(3)	(4)	(5)	(6)	(7)
S952	Repair of personal and household	109	6,676	-	846	-	-	5,831
S961	Personal services for wellness, except sports activities	662	2,263	-	104	46	-	2,112
S962	Laundry services	263	1,784	-	28	424	-	1,332
S963	Funeral and related activities	120	2,584	-	14	-	-	2,570
S969	Other personal service activities, n.e.c.	14	-	-	-	-	-	-
	MIMAROPA Region	551	12,398	-	-	-	-	12,398
S951	Repair of computers and communications equipment	S	S	S	S	S	S	S
S952	Repair of personal and household goods	S	S	S	S	S	S	S
S961	Personal services for wellness, except sports activities	385	455	-	-	-	-	455
S962	Laundry services	86	-	-	-	-	-	-
S963	Funeral and related activities	71	11,943	-	-	-	-	11,943
	V - Bicol Region	974	8,426	-	22	-	-	8,404
S951	Repair of computers and communications equipment	26	-	-	-	-	-	-
S952	Repair of personal and household goods	125	245	-	-	-	-	245
S961	Personal services for wellness, except sports activities	505	5,243	-	-	-	-	5,243
S962	Laundry services	206	1,190	-	-	-	-	1,190
S963	Funeral and related activities	111	1,748	-	22	-	-	1,726
	VI - Western Visayas	1,028	35,813	-	4,517	-	-	31,296
S951	Repair of computers and communications equipment	50	-	-	-	-	-	-
S952	Repair of personal and household goods	99	507	-	-	-	-	507
S961	Personal services for wellness, except sports activities	606	28,467	-	92	-	-	28,375
S962	Laundry services	170	882	-	-	-	-	882

Continued

TABLE 5.6 Number of Establishments and Other Expense by Type for Other Service Activities Establishments by Region and Industry Group: Philippines, 2018 *(continued)**(Values are in thousand PhP, except for number of establishments. Details may not add-up to total due to rounding and/or statistical disclosure control.)*

2009 PSIC Code	Region/ Industry Description	Number of Establishments	Other Expense					
			Total	Foreign Exchange Losses	Charitable Donations and Grants	Bad and Doubtful Debts	Loss from Sale of Investment and Assets and Marketable Securities	Others
		(1)	(2)	(3)	(4)	(5)	(6)	(7)
S963	Funeral and related activities	103	5,957	-	4,425	-	-	1,532
	VII - Central Visayas	1,602	61,690	-	535	21,120	-	40,035
S951	Repair of computers and communications equipment	21	74	-	-	-	-	74
S952	Repair of personal and household goods	162	24,635	-	-	21,120	-	3,516
S961	Personal services for wellness, except sports activities	1,040	16,087	-	3	-	-	16,085
S962	Laundry services	260	1,403	-	4	-	-	1,400
S963	Funeral and related activities	104	19,022	-	64	-	-	18,958
S969	Other personal service activities, n.e.c.	14	469	-	465	-	-	4
	VIII - Eastern Visayas	735	1,269	-	188	-	-	1,081
S951	Repair of computers and communications equipment	18	9	-	-	-	-	9
S952	Repair of personal and household goods	82	420	-	-	-	-	420
S961	Personal services for wellness, except sports activities	344	31	-	-	-	-	31
S962	Laundry services	206	735	-	188	-	-	548
S963	Funeral and related activities	78	-	-	-	-	-	-
S969	Other personal service activities, n.e.c.	6	72	-	-	-	-	72
	IX - Zamboanga Peninsula	948	14,833	43	96	-	-	14,694
S951	Repair of computers and communications equipment	S	S	S	S	S	S	S
S952	Repair of personal and household goods	84	343	43	-	-	-	300
S961	Personal services for wellness, except sports activities	583	10,652	-	96	-	-	10,556
S962	Laundry services	165	3,095	-	-	-	-	3,095
S963	Funeral and related activities	105	701	-	-	-	-	701
S969	Other personal service activities, n.e.c.	S	S	S	S	S	S	S

Continued

TABLE 5.6 Number of Establishments and Other Expense by Type for Other Service Activities Establishments by Region and Industry Group: Philippines, 2018 *(continued)**(Values are in thousand PhP, except for number of establishments. Details may not add-up to total due to rounding and/or statistical disclosure control.)*

2009 PSIC Code	Region/ Industry Description	Number of Establishments	Other Expense					
			Total	Foreign Exchange Losses	Charitable Donations and Grants	Bad and Doubtful Debts	Loss from Sale of Investment and Assets and Marketable Securities	Others
		(1)	(2)	(3)	(4)	(5)	(6)	(7)
X - Northern Mindanao		696	14,875	-	391	4,246	-	10,238
S951	Repair of computers and communications equipment	18	473	-	-	-	-	473
S952	Repair of personal and household goods	56	8,790	-	-	4,246	-	4,545
S961	Personal services for wellness, except sports activities	428	2,491	-	-	-	-	2,491
S962	Laundry services	124	433	-	-	-	-	433
S963	Funeral and related activities	63	418	-	391	-	-	27
S969	Other personal service activities, n.e.c.	6	2,270	-	-	-	-	2,270
XI - Davao Region		664	7,123	-	151	-	-	6,972
S951	Repair of computers and communications equipment	21	-	-	-	-	-	-
S952	Repair of personal and household goods	120	255	-	-	-	-	255
S961	Personal services for wellness, except sports activities	368	676	-	-	-	-	676
S962	Laundry services	83	456	-	82	-	-	374
S963	Funeral and related activities	63	5,736	-	69	-	-	5,667
S969	Other personal service activities, n.e.c.	7	-	-	-	-	-	-
XII - SOCCSKSARGEN		816	282	-	21	-	-	261
S952	Repair of personal and household goods	38	4	-	-	-	-	4
S961	Personal services for wellness, except sports activities	413	258	-	-	-	-	258
S962	Laundry services	251	21	-	21	-	-	-
S963	Funeral and related activities	110	-	-	-	-	-	-
S969	Other personal service activities, n.e.c.	4	-	-	-	-	-	-
XIII - Caraga		364	9,557	-	271	104	-	9,181
S951	Repair of computers and communications equipment	9	28	-	16	-	-	12

Continued

TABLE 5.6 Number of Establishments and Other Expense by Type for Other Service Activities Establishments by Region and Industry Group: Philippines, 2018 (*concluded*)

(Values are in thousand PhP, except for number of establishments. Details may not add-up to total due to rounding and/or statistical disclosure control.)

2009 PSIC Code	Region/ Industry Description	Number of Establishments	Other Expense					
			Total	Foreign Exchange Losses	Charitable Donations and Grants	Bad and Doubtful Debts	Loss from Sale of Investment and Assets and Marketable Securities	Others
		(1)	(2)	(3)	(4)	(5)	(6)	(7)
S952	Repair of personal and household	59	7,271	-	106	-	-	7,165
S961	Personal services for wellness, except sports activities	203	61	-	26	-	-	35
S962	Laundry services	41	-	-	-	-	-	-
S963	Funeral and related activities	45	2,197	-	124	104	-	1,969
S969	Other personal service activities, n.e.c.	6	-	-	-	-	-	-
	Autonomous Region in Muslim Mindanao	177	67	-	-	-	-	67
S951	Repair of computers and communications equipment	11	67	-	-	-	-	67
S961	Personal services for wellness, except sports activities	153	-	-	-	-	-	-
S963	Funeral and related activities	13	-	-	-	-	-	-

Note:

- denotes zero value

S - Data Suppressed

Source: Philippine Statistics Authority, 2018 Census of Philippine Business and Industry

TABLE 6 Number of Establishments and Capital Expenditures by Type of Tangible Fixed Assets for Other Service Activities
Establishments by Region and Industry Group: Philippines, 2018

(Values are in thousand PhP, except for number of establishments. Details may not add-up to total due to rounding and/or statistical disclosure control.)

2009 PSIC Code	Region/ Industry Description	Number of Establishments	Capital Expenditures for Tangible Fixed Assets			
			Total	Land	Buildings, Other Structures and Land Improvements	Transport Equipment
		(1)	(2)	(3)	(4)	(5)
	PHILIPPINES	15,469	2,635,445	268,335	749,318	231,495
S951	Repair of computers and communications equipment	398	37,329	4,807	12,371	13,498
S952	Repair of personal and household goods	1,455	157,048	19,595	10,164	47,958
S961	Personal services for wellness, except sports activities	9,178	701,347	3,316	311,120	9,274
S962	Laundry services	2,881	825,396	4,656	175,982	39,485
S963	Funeral and related activities	1,475	910,376	235,960	238,995	120,040
S969	Other personal service activities, n.e.c.	81	3,949	-	688	1,239
	National Capital Region	2,393	889,243	740	378,415	20,360
S951	Repair of computers and communications equipment	39	1,568	-	469	-
S952	Repair of personal and household goods	151	7,687	740	-	6,759
S961	Personal services for wellness, except sports activities	1,856	362,097	-	174,205	7,371
S962	Laundry services	226	399,413	-	100,322	445
S963	Funeral and related activities	113	114,784	-	102,731	4,546
S969	Other personal service activities, n.e.c.	7	3,695	-	688	1,239
	Cordillera Administrative Region	763	32,697	-	19,055	8,385
S951	Repair of computers and communications equipment	21	-	-	-	-
S952	Repair of personal and household goods	101	-	-	-	-
S961	Personal services for wellness, except sports activities	323	-	-	-	-
S962	Laundry services	251	701	-	-	-
S963	Funeral and related activities	64	31,996	-	19,055	8,385
S969	Other personal service activities, n.e.c.	3	-	-	-	-

Continued

TABLE 6 Number of Establishments and Capital Expenditures by Type of Tangible Fixed Assets for Other Service Activities
Establishments by Region and Industry Group: Philippines, 2018 *(continued)*

(Values are in thousand PhP, except for number of establishments. Details may not add-up to total due to rounding and/or statistical disclosure control.)

2009 PSIC Code	Region/ Industry Description	Number of Establishments	Capital Expenditures for Tangible Fixed Assets			
			Total	Land	Buildings, Other Structures and Land Improvements	Transport Equipment
		(1)	(2)	(3)	(4)	(5)
	I - Ilocos Region	836	142,240	-	3,184	-
S951	Repair of computers and communications equipment	21	-	-	-	-
S952	Repair of personal and household goods	72	3,680	-	24	-
S961	Personal services for wellness, except sports activities	477	82,755	-	-	-
S962	Laundry services	169	51,436	-	1,998	-
S963	Funeral and related activities	97	4,369	-	1,162	-
	II - Cagayan Valley	590	13,074	-	11,739	855
S951	Repair of computers and communications equipment	21	855	-	-	855
S952	Repair of personal and household goods	51	-	-	-	-
S961	Personal services for wellness, except sports activities	310	12,219	-	11,739	-
S962	Laundry services	124	-	-	-	-
S963	Funeral and related activities	78	-	-	-	-
S969	Other personal service activities, n.e.c.	6	-	-	-	-
	III - Central Luzon	1,124	237,661	7,861	89,117	27,751
S951	Repair of computers and communications equipment	64	8,546	3,205	5,341	-
S952	Repair of personal and household goods	145	3,799	-	-	-
S961	Personal services for wellness, except sports activities	521	3,862	-	2,985	-
S962	Laundry services	254	188,984	4,656	63,616	18,322
S963	Funeral and related activities	133	32,470	-	17,174	9,429
S969	Other personal service activities, n.e.c.	7	-	-	-	-
	IVA - CALABARZON	1,206	67,171	-	38,350	4,082
S951	Repair of computers and communications equipment	37	-	-	-	-

Continued

TABLE 6 Number of Establishments and Capital Expenditures by Type of Tangible Fixed Assets for Other Service Activities
Establishments by Region and Industry Group: Philippines, 2018 *(continued)*

(Values are in thousand PhP, except for number of establishments. Details may not add-up to total due to rounding and/or statistical disclosure control.)

2009 PSIC Code	Region/ Industry Description	Number of Establishments	Capital Expenditures for Tangible Fixed Assets			
			Total	Land	Buildings, Other Structures and Land Improvements	Transport Equipment
		(1)	(2)	(3)	(4)	(5)
S952	Repair of personal and household goods	109	-	-	-	-
S961	Personal services for wellness, except sports activities	662	47,755	-	29,915	1,554
S962	Laundry services	263	7,639	-	813	825
S963	Funeral and related activities	120	11,778	-	7,622	1,704
S969	Other personal service activities, n.e.c.	14	-	-	-	-
	MIMAROPA Region	551	49,483	-	826	40,056
S951	Repair of computers and communications equipment	S	S	S	S	S
S952	Repair of personal and household goods	S	S	S	S	S
S961	Personal services for wellness, except sports activities	385	-	-	-	-
S962	Laundry services	86	-	-	-	-
S963	Funeral and related activities	71	49,483	-	826	40,056
	V - Bicol Region	974	96,586	-	-	55
S951	Repair of computers and communications equipment	26	-	-	-	-
S952	Repair of personal and household goods	125	194	-	-	-
S961	Personal services for wellness, except sports activities	505	962	-	-	55
S962	Laundry services	206	-	-	-	-
S963	Funeral and related activities	111	95,431	-	-	-
	VI - Western Visayas	1,028	108,171	758	46,414	34,627
S951	Repair of computers and communications equipment	50	9,518	-	1,610	6,992
S952	Repair of personal and household goods	99	25,492	-	-	22,103
S961	Personal services for wellness, except sports activities	606	55,952	758	44,277	-
S962	Laundry services	170	12,103	-	-	2,396
S963	Funeral and related activities	103	5,106	-	528	3,136

Continued

TABLE 6 Number of Establishments and Capital Expenditures by Type of Tangible Fixed Assets for Other Service Activities
Establishments by Region and Industry Group: Philippines, 2018 *(continued)*

(Values are in thousand PhP, except for number of establishments. Details may not add-up to total due to rounding and/or statistical disclosure control.)

2009 PSIC Code	Region/ Industry Description	Number of Establishments	Capital Expenditures for Tangible Fixed Assets			
			Total	Land	Buildings, Other Structures and Land Improvements	Transport Equipment
		(1)	(2)	(3)	(4)	(5)
	VII - Central Visayas	1,602	97,534	5,987	26,033	34,029
S951	Repair of computers and communications equipment	21	-	-	-	-
S952	Repair of personal and household goods	162	3,110	-	-	1,883
S961	Personal services for wellness, except sports activities	1,040	17,174	-	964	295
S962	Laundry services	260	2,340	-	987	592
S963	Funeral and related activities	104	74,912	5,987	24,083	31,259
S969	Other personal service activities, n.e.c.	14	-	-	-	-
	VIII - Eastern Visayas	735	5,215	-	4,892	-
S951	Repair of computers and communications equipment	18	-	-	-	-
S952	Repair of personal and household goods	82	-	-	-	-
S961	Personal services for wellness, except sports activities	344	219	-	-	-
S962	Laundry services	206	-	-	-	-
S963	Funeral and related activities	78	4,996	-	4,892	-
S969	Other personal service activities, n.e.c.	6	-	-	-	-
	IX - Zamboanga Peninsula	948	2,071	-	586	1,104
S951	Repair of computers and communications equipment	S	S	S	S	S
S952	Repair of personal and household goods	84	-	-	-	-
S961	Personal services for wellness, except sports activities	583	-	-	-	-
S962	Laundry services	165	-	-	-	-
S963	Funeral and related activities	105	2,071	-	586	1,104
S969	Other personal service activities, n.e.c.	S	S	S	S	S

Continued

TABLE 6 Number of Establishments and Capital Expenditures by Type of Tangible Fixed Assets for Other Service Activities
Establishments by Region and Industry Group: Philippines, 2018 *(continued)*

(Values are in thousand PhP, except for number of establishments. Details may not add-up to total due to rounding and/or statistical disclosure control.)

2009 PSIC Code	Region/ Industry Description	Number of Establishments	Capital Expenditures for Tangible Fixed Assets			
			Total	Land	Buildings, Other Structures and Land Improvements	Transport Equipment
		(1)	(2)	(3)	(4)	(5)
	X - Northern Mindanao	696	789,810	244,039	110,352	50,683
S951	Repair of computers and communications equipment	18	3,271	-	-	-
S952	Repair of personal and household goods	56	112,174	18,855	10,140	16,322
S961	Personal services for wellness, except sports activities	428	48,614	-	40,642	-
S962	Laundry services	124	162,575	-	8,246	16,905
S963	Funeral and related activities	63	463,176	225,184	51,324	17,457
S969	Other personal service activities, n.e.c.	6	-	-	-	-
	XI - Davao Region	664	15,833	-	12,751	-
S951	Repair of computers and communications equipment	21	5,074	-	3,739	-
S952	Repair of personal and household goods	120	-	-	-	-
S961	Personal services for wellness, except sports activities	368	885	-	-	-
S962	Laundry services	83	-	-	-	-
S963	Funeral and related activities	63	9,874	-	9,012	-
S969	Other personal service activities, n.e.c.	7	-	-	-	-
	XII - SOCCSKSARGEN	816	1,636	-	-	-
S952	Repair of personal and household goods	38	-	-	-	-
S961	Personal services for wellness, except sports activities	413	-	-	-	-
S962	Laundry services	251	-	-	-	-
S963	Funeral and related activities	110	1,383	-	-	-
S969	Other personal service activities, n.e.c.	4	254	-	-	-
	XIII - Caraga	364	11,923	4,790	143	4,165
S951	Repair of computers and communications equipment	9	485	-	143	311

Continued

TABLE 6 Number of Establishments and Capital Expenditures by Type of Tangible Fixed Assets for Other Service Activities
Establishments by Region and Industry Group: Philippines, 2018 *(continued)*

(Values are in thousand PhP, except for number of establishments. Details may not add-up to total due to rounding and/or statistical disclosure control.)

2009 PSIC Code	Region/ Industry Description	Number of Establishments	Capital Expenditures for Tangible Fixed Assets			
			Total	Land	Buildings, Other Structures and Land Improvements	Transport Equipment
		(1)	(2)	(3)	(4)	(5)
S952	Repair of personal and household goods	59	913	-	-	891
S961	Personal services for wellness, except sports activities	203	1,769	-	-	-
S962	Laundry services	41	206	-	-	-
S963	Funeral and related activities	45	8,549	4,790	-	2,964
S969	Other personal service activities, n.e.c.	6	-	-	-	-
	Autonomous Region in Muslim Mindanao	177	75,097	4,160	7,461	5,341
S951	Repair of computers and communications equipment	11	8,012	1,602	1,068	5,341
S961	Personal services for wellness, except sports activities	153	67,085	2,557	6,393	-
S963	Funeral and related activities	13	-	-	-	-

Continued

TABLE 6 Number of Establishments and Capital Expenditures by Type of Tangible Fixed Assets for Other Service Activities
Establishments by Region and Industry Group: Philippines, 2018 *(continued)*

(Values are in thousand PhP, except for number of establishments. Details may not add-up to total due to rounding and/or statistical disclosure control.)

2009 PSIC Code	Region/ Industry Description	Capital Expenditures for Tangible Fixed Assets					
		ICT Machinery and Equipment	Specialized Industrial Machineries	General Industrial Machineries	Other Machinery and Equipment	Valuables	Other Tangible Fixed Assets
		(6)	(7)	(8)	(9)	(10)	(11)
	PHILIPPINES	73,541	281,152	498,865	257,697	155,247	119,795
S951	Repair of computers and communications equipment	3,995	13	1,335	-	934	376
S952	Repair of personal and household goods	2,285	-	76,141	352	-	552
S961	Personal services for wellness, except sports activities	31,244	5,955	86,334	214,724	5,671	33,710
S962	Laundry services	23,253	273,451	282,898	648	-	25,024
S963	Funeral and related activities	12,535	1,734	52,156	41,973	148,643	58,340
S969	Other personal service activities, n.e.c.	229	-	-	-	-	1,793
	National Capital Region	33,131	275,788	25,353	125,725	63	29,668
S951	Repair of computers and communications equipment	1,075	-	-	-	-	23
S952	Repair of personal and household goods	141	-	-	47	-	-
S961	Personal services for wellness, except sports activities	14,673	2,198	25,182	118,559	63	19,846
S962	Laundry services	17,003	273,451	171	441	-	7,579
S963	Funeral and related activities	238	140	-	6,678	-	452
S969	Other personal service activities, n.e.c.	-	-	-	-	-	1,768
	Cordillera Administrative Region	-	-	701	4,555	-	-
S951	Repair of computers and communications equipment	-	-	-	-	-	-
S952	Repair of personal and household goods	-	-	-	-	-	-
S961	Personal services for wellness, except sports activities	-	-	-	-	-	-
S962	Laundry services	-	-	701	-	-	-
S963	Funeral and related activities	-	-	-	4,555	-	-
S969	Other personal service activities, n.e.c.	-	-	-	-	-	-

Continued

TABLE 6 Number of Establishments and Capital Expenditures by Type of Tangible Fixed Assets for Other Service Activities
Establishments by Region and Industry Group: Philippines, 2018 *(continued)*

(Values are in thousand PhP, except for number of establishments. Details may not add-up to total due to rounding and/or statistical disclosure control.)

2009 PSIC Code	Region/ Industry Description	Capital Expenditures for Tangible Fixed Assets					
		ICT Machinery and Equipment	Specialized Industrial Machineries	General Industrial Machineries	Other Machinery and Equipment	Valuables	Other Tangible Fixed Assets
		(6)	(7)	(8)	(9)	(10)	(11)
	I - Ilocos Region	-	-	52,200	84,915	-	1,941
S951	Repair of computers and communications equipment	-	-	-	-	-	-
S952	Repair of personal and household goods	-	-	3,656	-	-	-
S961	Personal services for wellness, except sports activities	-	-	-	81,708	-	1,047
S962	Laundry services	-	-	48,543	-	-	895
S963	Funeral and related activities	-	-	-	3,207	-	-
	II - Cagayan Valley	-	-	-	-	-	480
S951	Repair of computers and communications equipment	-	-	-	-	-	-
S952	Repair of personal and household goods	-	-	-	-	-	-
S961	Personal services for wellness, except sports activities	-	-	-	-	-	480
S962	Laundry services	-	-	-	-	-	-
S963	Funeral and related activities	-	-	-	-	-	-
S969	Other personal service activities, n.e.c.	-	-	-	-	-	-
	III - Central Luzon	6,101	-	99,484	6,743	-	604
S951	Repair of computers and communications equipment	-	-	-	-	-	-
S952	Repair of personal and household goods	-	-	3,799	-	-	-
S961	Personal services for wellness, except sports activities	-	-	-	876	-	-
S962	Laundry services	6,101	-	95,685	-	-	604
S963	Funeral and related activities	-	-	-	5,866	-	-
S969	Other personal service activities, n.e.c.	-	-	-	-	-	-
	IVA - CALABARZON	522	1,477	6,364	15,577	-	799
S951	Repair of computers and communications equipment	-	-	-	-	-	-

Continued

TABLE 6 Number of Establishments and Capital Expenditures by Type of Tangible Fixed Assets for Other Service Activities
Establishments by Region and Industry Group: Philippines, 2018 *(continued)*

(Values are in thousand PhP, except for number of establishments. Details may not add-up to total due to rounding and/or statistical disclosure control.)

2009 PSIC Code	Region/ Industry Description	Capital Expenditures for Tangible Fixed Assets					
		ICT Machinery and Equipment	Specialized Industrial Machineries	General Industrial Machineries	Other Machinery and Equipment	Valuables	Other Tangible Fixed Assets
		(6)	(7)	(8)	(9)	(10)	(11)
S952	Repair of personal and household goods	-	-	-	-	-	-
S961	Personal services for wellness, except sports activities	374	1,477	579	13,442	-	415
S962	Laundry services	148	-	5,500	-	-	352
S963	Funeral and related activities	-	-	286	2,134	-	32
S969	Other personal service activities, n.e.c.	-	-	-	-	-	-
	MIMAROPA Region	1,821	-	-	6,780	-	-
S951	Repair of computers and communications equipment	S	S	S	S	S	S
S952	Repair of personal and household goods	S	S	S	S	S	S
S961	Personal services for wellness, except sports activities	-	-	-	-	-	-
S962	Laundry services	-	-	-	-	-	-
S963	Funeral and related activities	1,821	-	-	6,780	-	-
	V - Bicol Region	-	-	45,476	-	-	51,055
S951	Repair of computers and communications equipment	-	-	-	-	-	-
S952	Repair of personal and household goods	-	-	194	-	-	-
S961	Personal services for wellness, except sports activities	-	-	866	-	-	40
S962	Laundry services	-	-	-	-	-	-
S963	Funeral and related activities	-	-	44,416	-	-	51,014
	VI - Western Visayas	1,023	2,280	5,635	1,168	-	16,265
S951	Repair of computers and communications equipment	583	-	-	-	-	334
S952	Repair of personal and household goods	440	-	2,789	-	-	159
S961	Personal services for wellness, except sports activities	-	2,280	27	-	-	8,610
S962	Laundry services	-	-	2,819	-	-	6,888
S963	Funeral and related activities	-	-	-	1,168	-	274

Continued

TABLE 6 Number of Establishments and Capital Expenditures by Type of Tangible Fixed Assets for Other Service Activities
Establishments by Region and Industry Group: Philippines, 2018 *(continued)*

(Values are in thousand PhP, except for number of establishments. Details may not add-up to total due to rounding and/or statistical disclosure control.)

2009 PSIC Code	Region/ Industry Description	Capital Expenditures for Tangible Fixed Assets					
		ICT Machinery and Equipment	Specialized Industrial Machineries	General Industrial Machineries	Other Machinery and Equipment	Valuables	Other Tangible Fixed Assets
		(6)	(7)	(8)	(9)	(10)	(11)
	VII - Central Visayas	13,809	770	5,370	10,371	66	1,099
S951	Repair of computers and communications equipment	-	-	-	-	-	-
S952	Repair of personal and household goods	-	-	879	-	-	347
S961	Personal services for wellness, except sports activities	13,246	-	2,380	138	66	87
S962	Laundry services	-	-	631	-	-	130
S963	Funeral and related activities	563	770	1,480	10,234	-	536
S969	Other personal service activities, n.e.c.	-	-	-	-	-	-
	VIII - Eastern Visayas	-	-	219	104	-	-
S951	Repair of computers and communications equipment	-	-	-	-	-	-
S952	Repair of personal and household goods	-	-	-	-	-	-
S961	Personal services for wellness, except sports activities	-	-	219	-	-	-
S962	Laundry services	-	-	-	-	-	-
S963	Funeral and related activities	-	-	-	104	-	-
S969	Other personal service activities, n.e.c.	-	-	-	-	-	-
	IX - Zamboanga Peninsula	-	-	-	381	-	-
S951	Repair of computers and communications equipment	S	S	S	S	S	S
S952	Repair of personal and household goods	-	-	-	-	-	-
S961	Personal services for wellness, except sports activities	-	-	-	-	-	-
S962	Laundry services	-	-	-	-	-	-
S963	Funeral and related activities	-	-	-	381	-	-
S969	Other personal service activities, n.e.c.	S	S	S	S	S	S

Continued

TABLE 6 Number of Establishments and Capital Expenditures by Type of Tangible Fixed Assets for Other Service Activities
Establishments by Region and Industry Group: Philippines, 2018 *(continued)*

(Values are in thousand PhP, except for number of establishments. Details may not add-up to total due to rounding and/or statistical disclosure control.)

2009 PSIC Code	Region/ Industry Description	Capital Expenditures for Tangible Fixed Assets					
		ICT Machinery and Equipment	Specialized Industrial Machineries	General Industrial Machineries	Other Machinery and Equipment	Valuables	Other Tangible Fixed Assets
		(6)	(7)	(8)	(9)	(10)	(11)
	X - Northern Mindanao	13,192	-	201,377	1,171	155,119	13,876
S951	Repair of computers and communications equipment	2,337	-	-	-	934	-
S952	Repair of personal and household goods	1,704	-	64,824	305	-	24
S961	Personal services for wellness, except sports activities	-	-	2,429	-	5,542	-
S962	Laundry services	-	-	128,848	-	-	8,576
S963	Funeral and related activities	9,151	-	5,276	866	148,643	5,276
S969	Other personal service activities, n.e.c.	-	-	-	-	-	-
	XI - Davao Region	38	824	2,220	-	-	-
S951	Repair of computers and communications equipment	-	-	1,335	-	-	-
S952	Repair of personal and household goods	-	-	-	-	-	-
S961	Personal services for wellness, except sports activities	-	-	885	-	-	-
S962	Laundry services	-	-	-	-	-	-
S963	Funeral and related activities	38	824	-	-	-	-
S969	Other personal service activities, n.e.c.	-	-	-	-	-	-
	XII - SOCCSKSARGEN	425	-	502	-	-	709
S952	Repair of personal and household goods	-	-	-	-	-	-
S961	Personal services for wellness, except sports activities	-	-	-	-	-	-
S962	Laundry services	-	-	-	-	-	-
S963	Funeral and related activities	196	-	502	-	-	685
S969	Other personal service activities, n.e.c.	229	-	-	-	-	25
	XIII - Caraga	528	13	1,965	206	-	113
S951	Repair of computers and communications equipment	-	13	-	-	-	19

Continued

TABLE 6 Number of Establishments and Capital Expenditures by Type of Tangible Fixed Assets for Other Service Activities
Establishments by Region and Industry Group: Philippines, 2018 (*concluded*)

(Values are in thousand PhP, except for number of establishments. Details may not add-up to total due to rounding and/or statistical disclosure control.)

2009 PSIC Code	Region/ Industry Description	Capital Expenditures for Tangible Fixed Assets					
		ICT Machinery and Equipment	Specialized Industrial Machineries	General Industrial Machineries	Other Machinery and Equipment	Valuables	Other Tangible Fixed Assets
		(6)	(7)	(8)	(9)	(10)	(11)
S952	Repair of personal and household goods	-	-	-	-	-	22
S961	Personal services for wellness, except sports activities	-	-	1,769	-	-	-
S962	Laundry services	-	-	-	206	-	-
S963	Funeral and related activities	528	-	196	-	-	72
S969	Other personal service activities, n.e.c.	-	-	-	-	-	-
	Autonomous Region in Muslim Mindanao	2,951	-	51,998	-	-	3,186
S951	Repair of computers and communications equipment	-	-	-	-	-	-
S961	Personal services for wellness, except sports activities	2,951	-	51,998	-	-	3,186
S963	Funeral and related activities	-	-	-	-	-	-

Note:

- denotes zero value

S - Data Suppressed

Source: Philippine Statistics Authority, 2018 Census of Philippine Business and Industry

TABLE 6.2 Number of Establishments and Capital Expenditures for Tangible Fixed Assets by Mode of Acquisition for Other Service Activities Establishments by Region and Industry Group: Philippines, 2018

(Values are in thousand PhP, except for number of establishments. Details may not add-up to total due to rounding and/or statistical disclosure control.)

2009 PSIC Code	Region/ Industry Description	Number of Establishments	Capital Expenditures for Tangible Fixed Assets by Mode of Acquisition				
			Total	New Tangible Fixed Assets	Major Alterations and Improvements on Tangible Fixed Assets	Land and Used Tangible Fixed Assets	Tangible Fixed Assets Produced on Own Account
		(1)	(2)	(3)	(4)	(5)	(6)
	PHILIPPINES	15,469	2,635,445	1,656,003	597,980	294,781	86,681
S951	Repair of computers and communications equipment	398	37,329	18,091	9,089	4,807	5,341
S952	Repair of personal and household goods	1,455	157,048	123,673	7,231	19,595	6,548
S961	Personal services for wellness, except sports activities	9,178	701,347	382,027	290,677	7,629	21,014
S962	Laundry services	2,881	825,396	699,124	103,133	6,996	16,144
S963	Funeral and related activities	1,475	910,376	430,080	187,162	255,753	37,380
S969	Other personal service activities, n.e.c.	81	3,949	3,007	688	-	254
	National Capital Region	2,393	889,243	527,739	353,767	4,126	3,611
S951	Repair of computers and communications equipment	39	1,568	1,098	469	-	-
S952	Repair of personal and household goods	151	7,687	6,947	-	740	-
S961	Personal services for wellness, except sports activities	1,856	362,097	205,542	149,558	3,386	3,611
S962	Laundry services	226	399,413	299,091	100,322	-	-
S963	Funeral and related activities	113	114,784	12,053	102,731	-	-
S969	Other personal service activities, n.e.c.	7	3,695	3,007	688	-	-
	Cordillera Administrative Region	763	32,697	13,642	19,055	-	-
S951	Repair of computers and communications equipment	21	-	-	-	-	-
S952	Repair of personal and household goods	101	-	-	-	-	-
S961	Personal services for wellness, except sports activities	323	-	-	-	-	-
S962	Laundry services	251	701	701	-	-	-
S963	Funeral and related activities	64	31,996	12,941	19,055	-	-
S969	Other personal service activities, n.e.c.	3	-	-	-	-	-

Continued

TABLE 6.2 Number of Establishments and Capital Expenditures for Tangible Fixed Assets by Mode of Acquisition for Other Service Activities Establishments by Region and Industry Group: Philippines, 2018 (*continued*)

(Values are in thousand PhP, except for number of establishments. Details may not add-up to total due to rounding and/or statistical disclosure control.)

2009 PSIC Code	Region/ Industry Description	Number of Establishments	Capital Expenditures for Tangible Fixed Assets by Mode of Acquisition				
			Total	New Tangible Fixed Assets	Major Alterations and Improvements on Tangible Fixed Assets	Land and Used Tangible Fixed Assets	Tangible Fixed Assets Produced on Own Account
		(1)	(2)	(3)	(4)	(5)	(6)
	I - Ilocos Region	836	142,240	118,209	3,184	-	20,847
S951	Repair of computers and communications equipment	21	-	-	-	-	-
S952	Repair of personal and household goods	72	3,680	-	24	-	3,656
S961	Personal services for wellness, except sports activities	477	82,755	81,708	-	-	1,047
S962	Laundry services	169	51,436	33,294	1,998	-	16,144
S963	Funeral and related activities	97	4,369	3,207	1,162	-	-
	II - Cagayan Valley	590	13,074	1,335	11,739	-	-
S951	Repair of computers and communications equipment	21	855	855	-	-	-
S952	Repair of personal and household goods	51	-	-	-	-	-
S961	Personal services for wellness, except sports activities	310	12,219	480	11,739	-	-
S962	Laundry services	124	-	-	-	-	-
S963	Funeral and related activities	78	-	-	-	-	-
S969	Other personal service activities, n.e.c.	6	-	-	-	-	-
	III - Central Luzon	1,124	237,661	204,383	20,076	7,861	5,341
S951	Repair of computers and communications equipment	64	8,546	-	-	3,205	5,341
S952	Repair of personal and household goods	145	3,799	3,799	-	-	-
S961	Personal services for wellness, except sports activities	521	3,862	876	2,985	-	-
S962	Laundry services	254	188,984	184,328	-	4,656	-
S963	Funeral and related activities	133	32,470	15,379	17,091	-	-
S969	Other personal service activities, n.e.c.	7	-	-	-	-	-
	IVA - CALABARZON	1,206	67,171	28,785	38,068	-	318
S951	Repair of computers and communications equipment	37	-	-	-	-	-

Continued

TABLE 6.2 Number of Establishments and Capital Expenditures for Tangible Fixed Assets by Mode of Acquisition for Other Service Activities Establishments by Region and Industry Group: Philippines, 2018 (*continued*)

(Values are in thousand PhP, except for number of establishments. Details may not add-up to total due to rounding and/or statistical disclosure control.)

2009 PSIC Code	Region/ Industry Description	Number of Establishments	Capital Expenditures for Tangible Fixed Assets by Mode of Acquisition				
			Total	New Tangible Fixed Assets	Major Alterations and Improvements on Tangible Fixed Assets	Land and Used Tangible Fixed Assets	Tangible Fixed Assets Produced on Own Account
		(1)	(2)	(3)	(4)	(5)	(6)
S952	Repair of personal and household goods	109	-	-	-	-	-
S961	Personal services for wellness, except sports activities	662	47,755	17,840	29,915	-	-
S962	Laundry services	263	7,639	6,825	813	-	-
S963	Funeral and related activities	120	11,778	4,120	7,340	-	318
S969	Other personal service activities, n.e.c.	14	-	-	-	-	-
	MIMAROPA Region	551	49,483	11,595	826	-	37,063
S951	Repair of computers and communications equipment	S	S	S	S	S	S
S952	Repair of personal and household goods	S	S	S	S	S	S
S961	Personal services for wellness, except sports activities	385	-	-	-	-	-
S962	Laundry services	86	-	-	-	-	-
S963	Funeral and related activities	71	49,483	11,595	826	-	37,063
	V - Bicol Region	974	96,586	96,531	-	-	55
S951	Repair of computers and communications equipment	26	-	-	-	-	-
S952	Repair of personal and household goods	125	194	194	-	-	-
S961	Personal services for wellness, except sports activities	505	962	907	-	-	55
S962	Laundry services	206	-	-	-	-	-
S963	Funeral and related activities	111	95,431	95,431	-	-	-
	VI - Western Visayas	1,028	108,171	51,958	44,565	758	10,890
S951	Repair of computers and communications equipment	50	9,518	7,908	1,610	-	-
S952	Repair of personal and household goods	99	25,492	25,492	-	-	-
S961	Personal services for wellness, except sports activities	606	55,952	1,877	42,427	758	10,890
S962	Laundry services	170	12,103	12,103	-	-	-
S963	Funeral and related activities	103	5,106	4,578	528	-	-

Continued

TABLE 6.2 Number of Establishments and Capital Expenditures for Tangible Fixed Assets by Mode of Acquisition for Other Service Activities Establishments by Region and Industry Group: Philippines, 2018 (*continued*)

(Values are in thousand PhP, except for number of establishments. Details may not add-up to total due to rounding and/or statistical disclosure control.)

2009 PSIC Code	Region/ Industry Description	Number of Establishments	Capital Expenditures for Tangible Fixed Assets by Mode of Acquisition				
			Total	New Tangible Fixed Assets	Major Alterations and Improvements on Tangible Fixed Assets	Land and Used Tangible Fixed Assets	Tangible Fixed Assets Produced on Own Account
		(1)	(2)	(3)	(4)	(5)	(6)
	VII - Central Visayas	1,602	97,534	60,341	15,331	18,970	2,892
S951	Repair of computers and communications equipment	21	-	-	-	-	-
S952	Repair of personal and household goods	162	3,110	218	-	-	2,892
S961	Personal services for wellness, except sports activities	1,040	17,174	15,282	964	928	-
S962	Laundry services	260	2,340	-	-	2,340	-
S963	Funeral and related activities	104	74,912	44,842	14,367	15,703	-
S969	Other personal service activities, n.e.c.	14	-	-	-	-	-
	VIII - Eastern Visayas	735	5,215	5,215	-	-	-
S951	Repair of computers and communications equipment	18	-	-	-	-	-
S952	Repair of personal and household goods	82	-	-	-	-	-
S961	Personal services for wellness, except sports activities	344	219	219	-	-	-
S962	Laundry services	206	-	-	-	-	-
S963	Funeral and related activities	78	4,996	4,996	-	-	-
S969	Other personal service activities, n.e.c.	6	-	-	-	-	-
	IX - Zamboanga Peninsula	948	2,071	1,485	586	-	-
S951	Repair of computers and communications equipment	S	S	S	S	S	S
S952	Repair of personal and household goods	84	-	-	-	-	-
S961	Personal services for wellness, except sports activities	583	-	-	-	-	-
S962	Laundry services	165	-	-	-	-	-
S963	Funeral and related activities	105	2,071	1,485	586	-	-
S969	Other personal service activities, n.e.c.	S	S	S	S	S	S

Continued

TABLE 6.2 Number of Establishments and Capital Expenditures for Tangible Fixed Assets by Mode of Acquisition for Other Service Activities Establishments by Region and Industry Group: Philippines, 2018 (*continued*)

(Values are in thousand PhP, except for number of establishments. Details may not add-up to total due to rounding and/or statistical disclosure control.)

2009 PSIC Code	Region/ Industry Description	Number of Establishments	Capital Expenditures for Tangible Fixed Assets by Mode of Acquisition				
			Total	New Tangible Fixed Assets	Major Alterations and Improvements on Tangible Fixed Assets	Land and Used Tangible Fixed Assets	Tangible Fixed Assets Produced on Own Account
		(1)	(2)	(3)	(4)	(5)	(6)
	X - Northern Mindanao	696	789,810	467,018	68,675	254,116	-
S951	Repair of computers and communications equipment	18	3,271	-	3,271	-	-
S952	Repair of personal and household goods	56	112,174	86,111	7,207	18,855	-
S961	Personal services for wellness, except sports activities	428	48,614	1,918	46,696	-	-
S962	Laundry services	124	162,575	162,575	-	-	-
S963	Funeral and related activities	63	463,176	216,415	11,501	235,261	-
S969	Other personal service activities, n.e.c.	6	-	-	-	-	-
	XI - Davao Region	664	15,833	3,082	12,751	-	-
S951	Repair of computers and communications equipment	21	5,074	1,335	3,739	-	-
S952	Repair of personal and household goods	120	-	-	-	-	-
S961	Personal services for wellness, except sports activities	368	885	885	-	-	-
S962	Laundry services	83	-	-	-	-	-
S963	Funeral and related activities	63	9,874	862	9,012	-	-
S969	Other personal service activities, n.e.c.	7	-	-	-	-	-
	XII - SOCCSKSARGEN	816	1,636	1,383	-	-	254
S952	Repair of personal and household goods	38	-	-	-	-	-
S961	Personal services for wellness, except sports activities	413	-	-	-	-	-
S962	Laundry services	251	-	-	-	-	-
S963	Funeral and related activities	110	1,383	1,383	-	-	-
S969	Other personal service activities, n.e.c.	4	254	-	-	-	254
	XIII - Caraga	364	11,923	4,170	2,964	4,790	-
S951	Repair of computers and communications equipment	9	485	485	-	-	-

Continued

TABLE 6.2 Number of Establishments and Capital Expenditures for Tangible Fixed Assets by Mode of Acquisition for Other Service Activities Establishments by Region and Industry Group: Philippines, 2018 *(concluded)**(Values are in thousand PhP, except for number of establishments. Details may not add-up to total due to rounding and/or statistical disclosure control.)*

2009 PSIC Code	Region/ Industry Description	Number of Establishments	Capital Expenditures for Tangible Fixed Assets by Mode of Acquisition				
			Total	New Tangible Fixed Assets	Major Alterations and Improvements on Tangible Fixed Assets	Land and Used Tangible Fixed Assets	Tangible Fixed Assets Produced on Own Account
		(1)	(2)	(3)	(4)	(5)	(6)
S952	Repair of personal and household goods	59	913	913	-	-	-
S961	Personal services for wellness, except sports activities	203	1,769	1,769	-	-	-
S962	Laundry services	41	206	206	-	-	-
S963	Funeral and related activities	45	8,549	796	2,964	4,790	-
S969	Other personal service activities, n.e.c.	6	-	-	-	-	-
	Autonomous Region in Muslim Mindanao	177	75,097	59,134	6,393	4,160	5,411
S951	Repair of computers and communications equipment	11	8,012	6,410	-	1,602	-
S961	Personal services for wellness, except sports activities	153	67,085	52,724	6,393	2,557	5,411
S963	Funeral and related activities	13	-	-	-	-	-

*Note:**- denotes zero value**S - Data Suppressed**Source: Philippine Statistics Authority, 2018 Census of Philippine Business and Industry*

TABLE 7 Number of Establishments and Capital Expenditures for Intangible Assets by Type for Other Service Activities Establishments by Region and Industry Group: Philippines, 2018

(Values are in thousand PhP, except for number of establishments. Details may not add-up to total due to rounding and/or statistical disclosure control.)

2009 PSIC Code	Region/ Industry Description	Number of Establishments	Capital Expenditures for Intangible Assets					
			Total	Intangible Non- produced Assets	Computer Software and Database s	Entertainment, Literary and Artistic Originals	Research and Development	Other Intangible Assets
		(1)	(2)	(3)	(4)	(5)	(6)	(7)
	PHILIPPINES	15,469	17,469	12,669	4,799	-	-	-
S951	Repair of computers and communications equipment	398	545	-	545	-	-	-
S952	Repair of personal and household goods	1,455	-	-	-	-	-	-
S961	Personal services for wellness, except sports activities	9,178	316	300	16	-	-	-
S962	Laundry services	2,881	16,608	12,369	4,238	-	-	-
S963	Funeral and related activities	1,475	-	-	-	-	-	-
S969	Other personal service activities, n.e.c.	81	-	-	-	-	-	-
	National Capital Region	2,393	1,467	300	1,167	-	-	-
S951	Repair of computers and communications equipment	39	215	-	215	-	-	-
S952	Repair of personal and household goods	151	-	-	-	-	-	-
S961	Personal services for wellness, except sports activities	1,856	313	300	13	-	-	-
S962	Laundry services	226	940	-	940	-	-	-
S963	Funeral and related activities	113	-	-	-	-	-	-
S969	Other personal service activities, n.e.c.	7	-	-	-	-	-	-
	Cordillera Administrative Region	763	10	-	10	-	-	-
S951	Repair of computers and communications equipment	21	10	-	10	-	-	-
S952	Repair of personal and household goods	101	-	-	-	-	-	-
S961	Personal services for wellness, except sports activities	323	-	-	-	-	-	-
S962	Laundry services	251	-	-	-	-	-	-
S963	Funeral and related activities	64	-	-	-	-	-	-
S969	Other personal service activities, n.e.c.	3	-	-	-	-	-	-
	I - Ilocos Region	836	-	-	-	-	-	-
S951	Repair of computers and communications equipment	21	-	-	-	-	-	-

Continued

TABLE 7 Number of Establishments and Capital Expenditures for Intangible Assets by Type for Other Service Activities Establishments by Region and Industry Group: Philippines, 2018 (*continued*)

(Values are in thousand PhP, except for number of establishments. Details may not add-up to total due to rounding and/or statistical disclosure control.)

2009 PSIC Code	Region/ Industry Description	Number of Establishments	Capital Expenditures for Intangible Assets					
			Total	Intangible Non- produced Assets	Computer Software and Database s	Entertainment, Literary and Artistic Originals	Research and Development	Other Intangible Assets
		(1)	(2)	(3)	(4)	(5)	(6)	(7)
S952	Repair of personal and household goods	72	-	-	-	-	-	-
S961	Personal services for wellness, except sports activities	477	-	-	-	-	-	-
S962	Laundry services	169	-	-	-	-	-	-
S963	Funeral and related activities	97	-	-	-	-	-	-
	II - Cagayan Valley	590	-	-	-	-	-	-
S951	Repair of computers and communications equipment	21	-	-	-	-	-	-
S952	Repair of personal and household goods	51	-	-	-	-	-	-
S961	Personal services for wellness, except sports activities	310	-	-	-	-	-	-
S962	Laundry services	124	-	-	-	-	-	-
S963	Funeral and related activities	78	-	-	-	-	-	-
S969	Other personal service activities, n.e.c.	6	-	-	-	-	-	-
	III - Central Luzon	1,124	12,690	12,369	320	-	-	-
S951	Repair of computers and communications equipment	64	320	-	320	-	-	-
S952	Repair of personal and household goods	145	-	-	-	-	-	-
S961	Personal services for wellness, except sports activities	521	-	-	-	-	-	-
S962	Laundry services	254	12,369	12,369	-	-	-	-
S963	Funeral and related activities	133	-	-	-	-	-	-
S969	Other personal service activities, n.e.c.	7	-	-	-	-	-	-
	IVA - CALABARZON	1,206	-	-	-	-	-	-
S951	Repair of computers and communications equipment	37	-	-	-	-	-	-
S952	Repair of personal and household goods	109	-	-	-	-	-	-
S961	Personal services for wellness, except sports activities	662	-	-	-	-	-	-
S962	Laundry services	263	-	-	-	-	-	-
S963	Funeral and related activities	120	-	-	-	-	-	-

Continued

TABLE 7 Number of Establishments and Capital Expenditures for Intangible Assets by Type for Other Service Activities Establishments by Region and Industry Group: Philippines, 2018 *(continued)**(Values are in thousand PhP, except for number of establishments. Details may not add-up to total due to rounding and/or statistical disclosure control.)*

2009 PSIC Code	Region/ Industry Description	Number of Establishments	Capital Expenditures for Intangible Assets					
			Total	Intangible Non- produced Assets	Computer Software and Database s	Entertainment, Literary and Artistic Originals	Research and Development	Other Intangible Assets
		(1)	(2)	(3)	(4)	(5)	(6)	(7)
S969	Other personal service activities, n.e.c.	14	-	-	-	-	-	-
	MIMAROPA Region	551	-	-	-	-	-	-
S951	Repair of computers and communications equipment	S	S	S	S	S	S	S
S952	Repair of personal and household goods	S	S	S	S	S	S	S
S961	Personal services for wellness, except sports activities	385	-	-	-	-	-	-
S962	Laundry services	86	-	-	-	-	-	-
S963	Funeral and related activities	71	-	-	-	-	-	-
	V - Bicol Region	974	-	-	-	-	-	-
S951	Repair of computers and communications equipment	26	-	-	-	-	-	-
S952	Repair of personal and household goods	125	-	-	-	-	-	-
S961	Personal services for wellness, except sports activities	505	-	-	-	-	-	-
S962	Laundry services	206	-	-	-	-	-	-
S963	Funeral and related activities	111	-	-	-	-	-	-
	VI - Western Visayas	1,028	-	-	-	-	-	-
S951	Repair of computers and communications equipment	50	-	-	-	-	-	-
S952	Repair of personal and household goods	99	-	-	-	-	-	-
S961	Personal services for wellness, except sports activities	606	-	-	-	-	-	-
S962	Laundry services	170	-	-	-	-	-	-
S963	Funeral and related activities	103	-	-	-	-	-	-
	VII - Central Visayas	1,602	3	-	3	-	-	-
S951	Repair of computers and communications equipment	21	-	-	-	-	-	-
S952	Repair of personal and household goods	162	-	-	-	-	-	-

Continued

TABLE 7 Number of Establishments and Capital Expenditures for Intangible Assets by Type for Other Service Activities Establishments by Region and Industry Group: Philippines, 2018 (*continued*)

(Values are in thousand PhP, except for number of establishments. Details may not add-up to total due to rounding and/or statistical disclosure control.)

2009 PSIC Code	Region/ Industry Description	Number of Establishments	Capital Expenditures for Intangible Assets					
			Total	Intangible Non- produced Assets	Computer Software and Database s	Entertainment, Literary and Artistic Originals	Research and Development	Other Intangible Assets
		(1)	(2)	(3)	(4)	(5)	(6)	(7)
S961	Personal services for wellness, except sports activities	1,040	3	-	3	-	-	-
S962	Laundry services	260	-	-	-	-	-	-
S963	Funeral and related activities	104	-	-	-	-	-	-
S969	Other personal service activities, n.e.c.	14	-	-	-	-	-	-
	VIII - Eastern Visayas	735	-	-	-	-	-	-
S951	Repair of computers and communications equipment	18	-	-	-	-	-	-
S952	Repair of personal and household goods	82	-	-	-	-	-	-
S961	Personal services for wellness, except sports activities	344	-	-	-	-	-	-
S962	Laundry services	206	-	-	-	-	-	-
S963	Funeral and related activities	78	-	-	-	-	-	-
S969	Other personal service activities, n.e.c.	6	-	-	-	-	-	-
	IX - Zamboanga Peninsula	948	-	-	-	-	-	-
S951	Repair of computers and communications equipment	S	S	S	S	S	S	S
S952	Repair of personal and household goods	84	-	-	-	-	-	-
S961	Personal services for wellness, except sports activities	583	-	-	-	-	-	-
S962	Laundry services	165	-	-	-	-	-	-
S963	Funeral and related activities	105	-	-	-	-	-	-
S969	Other personal service activities, n.e.c.	S	S	S	S	S	S	S
	X - Northern Mindanao	696	3,299	-	3,299	-	-	-
S951	Repair of computers and communications equipment	18	-	-	-	-	-	-
S952	Repair of personal and household goods	56	-	-	-	-	-	-
S961	Personal services for wellness, except sports activities	428	-	-	-	-	-	-
S962	Laundry services	124	3,299	-	3,299	-	-	-

Continued

TABLE 7 Number of Establishments and Capital Expenditures for Intangible Assets by Type for Other Service Activities Establishments by Region and Industry Group: Philippines, 2018 *(continued)*

(Values are in thousand PhP, except for number of establishments. Details may not add-up to total due to rounding and/or statistical disclosure control.)

2009 PSIC Code	Region/ Industry Description	Number of Establishments	Capital Expenditures for Intangible Assets					
			Total	Intangible Non- produced Assets	Computer Software and Database s	Entertainment, Literary and Artistic Originals	Research and Development	Other Intangible Assets
		(1)	(2)	(3)	(4)	(5)	(6)	(7)
S963	Funeral and related activities	63	-	-	-	-	-	-
S969	Other personal service activities, n.e.c.	6	-	-	-	-	-	-
	XI - Davao Region	664	-	-	-	-	-	-
S951	Repair of computers and communications equipment	21	-	-	-	-	-	-
S952	Repair of personal and household goods	120	-	-	-	-	-	-
S961	Personal services for wellness, except sports activities	368	-	-	-	-	-	-
S962	Laundry services	83	-	-	-	-	-	-
S963	Funeral and related activities	63	-	-	-	-	-	-
S969	Other personal service activities, n.e.c.	7	-	-	-	-	-	-
	XII - SOCCSKSARGEN	816	-	-	-	-	-	-
S952	Repair of personal and household goods	38	-	-	-	-	-	-
S961	Personal services for wellness, except sports activities	413	-	-	-	-	-	-
S962	Laundry services	251	-	-	-	-	-	-
S963	Funeral and related activities	110	-	-	-	-	-	-
S969	Other personal service activities, n.e.c.	4	-	-	-	-	-	-
	XIII - Caraga	364	-	-	-	-	-	-
S951	Repair of computers and communications equipment	9	-	-	-	-	-	-
S952	Repair of personal and household goods	59	-	-	-	-	-	-
S961	Personal services for wellness, except sports activities	203	-	-	-	-	-	-
S962	Laundry services	41	-	-	-	-	-	-
S963	Funeral and related activities	45	-	-	-	-	-	-
S969	Other personal service activities, n.e.c.	6	-	-	-	-	-	-

Continued

TABLE 7 Number of Establishments and Capital Expenditures for Intangible Assets by Type for Other Service Activities Establishments by Region and Industry Group: Philippines, 2018 *(concluded)*

(Values are in thousand PhP, except for number of establishments. Details may not add-up to total due to rounding and/or statistical disclosure control.)

2009 PSIC Code	Region/ Industry Description	Number of Establishments	Capital Expenditures for Intangible Assets					
			Total	Intangible Non- produced Assets	Computer Software and Database s	Entertainment, Literary and Artistic Originals	Research and Development	Other Intangible Assets
		(1)	(2)	(3)	(4)	(5)	(6)	(7)
	Autonomous Region in Muslim Mindanao	177	-	-	-	-	-	-
S951	Repair of computers and communications equipment	11	-	-	-	-	-	-
S961	Personal services for wellness, except sports activities	153	-	-	-	-	-	-
S963	Funeral and related activities	13	-	-	-	-	-	-

Note:

- denotes zero value

S - Data Suppressed

Source: Philippine Statistics Authority, 2018 Census of Philippine Business and Industry

TABLE 8 Number of Establishments and Gross Additions to Tangible Fixed Assets for Other Service Activities Establishments by Region and Industry Group: Philippines, 2018

(Values are in thousand PhP, except for number of establishments. Details may not add-up to total due to rounding and/or statistical disclosure control.)

2009 PSIC Code	Region/ Industry Description	Number of Establishments	Gross Additions	Capital Expenditures	Sale of Tangible Fixed Assets
		(1)	(2)	(3)	(4)
	PHILIPPINES	15,469	2,613,221	2,635,445	22,224
S951	Repair of computers and communications equipment	398	37,329	37,329	-
S952	Repair of personal and household goods	1,455	155,611	157,048	1,437
S961	Personal services for wellness, except sports activities	9,178	680,779	701,347	20,567
S962	Laundry services	2,881	825,176	825,396	220
S963	Funeral and related activities	1,475	910,376	910,376	-
S969	Other personal service activities, n.e.c.	81	3,949	3,949	-
	National Capital Region	2,393	869,037	889,243	20,206
S951	Repair of computers and communications equipment	39	1,568	1,568	-
S952	Repair of personal and household goods	151	7,687	7,687	-
S961	Personal services for wellness, except sports activities	1,856	341,891	362,097	20,206
S962	Laundry services	226	399,413	399,413	-
S963	Funeral and related activities	113	114,784	114,784	-
S969	Other personal service activities, n.e.c.	7	3,695	3,695	-
	Cordillera Administrative Region	763	32,697	32,697	-
S951	Repair of computers and communications equipment	21	-	-	-
S952	Repair of personal and household goods	101	-	-	-
S961	Personal services for wellness, except sports activities	323	-	-	-
S962	Laundry services	251	701	701	-
S963	Funeral and related activities	64	31,996	31,996	-
S969	Other personal service activities, n.e.c.	3	-	-	-
	I - Ilocos Region	836	141,747	142,240	493
S951	Repair of computers and communications equipment	21	-	-	-
S952	Repair of personal and household goods	72	3,187	3,680	493

Continued

TABLE 8 Number of Establishments and Gross Additions to Tangible Fixed Assets for Other Service Activities Establishments by Region and Industry Group: Philippines, 2018 *(continued)**(Values are in thousand PhP, except for number of establishments. Details may not add-up to total due to rounding and/or statistical disclosure control.)*

2009 PSIC Code	Region/ Industry Description	Number of Establishments	Gross Additions	Capital Expenditures	Sale of Tangible Fixed Assets
		(1)	(2)	(3)	(4)
S961	Personal services for wellness, except sports activities	477	82,755	82,755	-
S962	Laundry services	169	51,436	51,436	-
S963	Funeral and related activities	97	4,369	4,369	-
	II - Cagayan Valley	590	13,074	13,074	-
S951	Repair of computers and communications equipment	21	855	855	-
S952	Repair of personal and household goods	51	-	-	-
S961	Personal services for wellness, except sports activities	310	12,219	12,219	-
S962	Laundry services	124	-	-	-
S963	Funeral and related activities	78	-	-	-
S969	Other personal service activities, n.e.c.	6	-	-	-
	III - Central Luzon	1,124	237,661	237,661	-
S951	Repair of computers and communications equipment	64	8,546	8,546	-
S952	Repair of personal and household goods	145	3,799	3,799	-
S961	Personal services for wellness, except sports activities	521	3,862	3,862	-
S962	Laundry services	254	188,984	188,984	-
S963	Funeral and related activities	133	32,470	32,470	-
S969	Other personal service activities, n.e.c.	7	-	-	-
	IVA - CALABARZON	1,206	66,951	67,171	220
S951	Repair of computers and communications equipment	37	-	-	-
S952	Repair of personal and household goods	109	-	-	-
S961	Personal services for wellness, except sports activities	662	47,755	47,755	-
S962	Laundry services	263	7,419	7,639	220
S963	Funeral and related activities	120	11,778	11,778	-
S969	Other personal service activities, n.e.c.	14	-	-	-

Continued

TABLE 8 Number of Establishments and Gross Additions to Tangible Fixed Assets for Other Service Activities Establishments by Region and Industry Group: Philippines, 2018 *(continued)*

(Values are in thousand PhP, except for number of establishments. Details may not add-up to total due to rounding and/or statistical disclosure control.)

2009 PSIC Code	Region/ Industry Description	Number of Establishments	Gross Additions	Capital Expenditures	Sale of Tangible Fixed Assets
		(1)	(2)	(3)	(4)
	MIMAROPA Region	551	49,483	49,483	-
S951	Repair of computers and communications equipment	S	S	S	S
S952	Repair of personal and household goods	S	S	S	S
S961	Personal services for wellness, except sports activities	385	-	-	-
S962	Laundry services	86	-	-	-
S963	Funeral and related activities	71	49,483	49,483	-
	V - Bicol Region	974	96,586	96,586	-
S951	Repair of computers and communications equipment	26	-	-	-
S952	Repair of personal and household goods	125	194	194	-
S961	Personal services for wellness, except sports activities	505	962	962	-
S962	Laundry services	206	-	-	-
S963	Funeral and related activities	111	95,431	95,431	-
	VI - Western Visayas	1,028	108,171	108,171	-
S951	Repair of computers and communications equipment	50	9,518	9,518	-
S952	Repair of personal and household goods	99	25,492	25,492	-
S961	Personal services for wellness, except sports activities	606	55,952	55,952	-
S962	Laundry services	170	12,103	12,103	-
S963	Funeral and related activities	103	5,106	5,106	-
	VII - Central Visayas	1,602	96,590	97,534	944
S951	Repair of computers and communications equipment	21	-	-	-
S952	Repair of personal and household goods	162	2,166	3,110	944
S961	Personal services for wellness, except sports activities	1,040	17,174	17,174	-
S962	Laundry services	260	2,340	2,340	-
S963	Funeral and related activities	104	74,912	74,912	-
S969	Other personal service activities, n.e.c.	14	-	-	-

Continued

TABLE 8 Number of Establishments and Gross Additions to Tangible Fixed Assets for Other Service Activities Establishments by Region and Industry Group: Philippines, 2018 *(continued)**(Values are in thousand PhP, except for number of establishments. Details may not add-up to total due to rounding and/or statistical disclosure control.)*

2009 PSIC Code	Region/ Industry Description	Number of Establishments	Gross Additions	Capital Expenditures	Sale of Tangible Fixed Assets
		(1)	(2)	(3)	(4)
	VIII - Eastern Visayas	735	5,215	5,215	-
S951	Repair of computers and communications equipment	18	-	-	-
S952	Repair of personal and household goods	82	-	-	-
S961	Personal services for wellness, except sports activities	344	219	219	-
S962	Laundry services	206	-	-	-
S963	Funeral and related activities	78	4,996	4,996	-
S969	Other personal service activities, n.e.c.	6	-	-	-
	IX - Zamboanga Peninsula	948	2,071	2,071	-
S951	Repair of computers and communications equipment	S	S	S	S
S952	Repair of personal and household goods	84	-	-	-
S961	Personal services for wellness, except sports activities	583	-	-	-
S962	Laundry services	165	-	-	-
S963	Funeral and related activities	105	2,071	2,071	-
S969	Other personal service activities, n.e.c.	S	S	S	S
	X - Northern Mindanao	696	789,810	789,810	-
S951	Repair of computers and communications equipment	18	3,271	3,271	-
S952	Repair of personal and household goods	56	112,174	112,174	-
S961	Personal services for wellness, except sports activities	428	48,614	48,614	-
S962	Laundry services	124	162,575	162,575	-
S963	Funeral and related activities	63	463,176	463,176	-
S969	Other personal service activities, n.e.c.	6	-	-	-
	XI - Davao Region	664	15,833	15,833	-
S951	Repair of computers and communications equipment	21	5,074	5,074	-
S952	Repair of personal and household goods	120	-	-	-

Continued

TABLE 8 Number of Establishments and Gross Additions to Tangible Fixed Assets for Other Service Activities Establishments by Region and Industry Group: Philippines, 2018 *(concluded)*

(Values are in thousand PhP, except for number of establishments. Details may not add-up to total due to rounding and/or statistical disclosure control.)

2009 PSIC Code	Region/ Industry Description	Number of Establishments	Gross Additions	Capital Expenditures	Sale of Tangible Fixed Assets
		(1)	(2)	(3)	(4)
S961	Personal services for wellness, except sports activities	368	885	885	-
S962	Laundry services	83	-	-	-
S963	Funeral and related activities	63	9,874	9,874	-
S969	Other personal service activities, n.e.c.	7	-	-	-
	XII - SOCCSKSARGEN	816	1,636	1,636	-
S952	Repair of personal and household goods	38	-	-	-
S961	Personal services for wellness, except sports activities	413	-	-	-
S962	Laundry services	251	-	-	-
S963	Funeral and related activities	110	1,383	1,383	-
S969	Other personal service activities, n.e.c.	4	254	254	-
	XIII - Caraga	364	11,562	11,923	361
S951	Repair of computers and communications equipment	9	485	485	-
S952	Repair of personal and household goods	59	913	913	-
S961	Personal services for wellness, except sports activities	203	1,408	1,769	361
S962	Laundry services	41	206	206	-
S963	Funeral and related activities	45	8,549	8,549	-
S969	Other personal service activities, n.e.c.	6	-	-	-
	Autonomous Region in Muslim Mindanao	177	75,097	75,097	-
S951	Repair of computers and communications equipment	11	8,012	8,012	-
S961	Personal services for wellness, except sports activities	153	67,085	67,085	-
S963	Funeral and related activities	13	-	-	-

Note:

- denotes zero value

S - Data Suppressed

Source: Philippine Statistics Authority, 2018 Census of Philippine Business and Industry

TABLE 8.1 Number of Establishments and Sale of Tangible Fixed Assets by Type for Other Service Activities Establishments by Region and Industry Group: Philippines, 2018*(Values are in thousand PhP, except for number of establishments. Details may not add-up to total due to rounding and/or statistical disclosure control.)*

2009 PSIC Code	Region/ Industry Description	Number of Establishments	Sale of Tangible Fixed Assets			
			Total	Land	Buildings, Other Structures and Land Improvements	Transport Equipment
		(1)	(2)	(3)	(4)	(5)
	PHILIPPINES	15,469	22,224	-	80	939
S951	Repair of computers and communications equipment	398	-	-	-	-
S952	Repair of personal and household goods	1,455	1,437	-	-	679
S961	Personal services for wellness, except sports activities	9,178	20,567	-	80	40
S962	Laundry services	2,881	220	-	-	220
S963	Funeral and related activities	1,475	-	-	-	-
S969	Other personal service activities, n.e.c.	81	-	-	-	-
	National Capital Region	2,393	20,206	-	-	-
S951	Repair of computers and communications equipment	39	-	-	-	-
S952	Repair of personal and household goods	151	-	-	-	-
S961	Personal services for wellness, except sports activities	1,856	20,206	-	-	-
S962	Laundry services	226	-	-	-	-
S963	Funeral and related activities	113	-	-	-	-
S969	Other personal service activities, n.e.c.	7	-	-	-	-
	Cordillera Administrative Region	763	-	-	-	-
S951	Repair of computers and communications equipment	21	-	-	-	-
S952	Repair of personal and household goods	101	-	-	-	-
S961	Personal services for wellness, except sports activities	323	-	-	-	-
S962	Laundry services	251	-	-	-	-
S963	Funeral and related activities	64	-	-	-	-
S969	Other personal service activities, n.e.c.	3	-	-	-	-

Continued

TABLE 8.1 Number of Establishments and Sale of Tangible Fixed Assets by Type for Other Service Activities Establishments by Region and Industry Group: Philippines, 2018 *(continued)*

(Values are in thousand PhP, except for number of establishments. Details may not add-up to total due to rounding and/or statistical disclosure control.)

2009 PSIC Code	Region/ Industry Description	Number of Establishments	Sale of Tangible Fixed Assets			
			Total	Land	Buildings, Other Structures and Land Improvements	Transport Equipment
		(1)	(2)	(3)	(4)	(5)
	I - Ilocos Region	836	493	-	-	-
S951	Repair of computers and communications equipment	21	-	-	-	-
S952	Repair of personal and household goods	72	493	-	-	-
S961	Personal services for wellness, except sports activities	477	-	-	-	-
S962	Laundry services	169	-	-	-	-
S963	Funeral and related activities	97	-	-	-	-
	II - Cagayan Valley	590	-	-	-	-
S951	Repair of computers and communications equipment	21	-	-	-	-
S952	Repair of personal and household goods	51	-	-	-	-
S961	Personal services for wellness, except sports activities	310	-	-	-	-
S962	Laundry services	124	-	-	-	-
S963	Funeral and related activities	78	-	-	-	-
S969	Other personal service activities, n.e.c.	6	-	-	-	-
	III - Central Luzon	1,124	-	-	-	-
S951	Repair of computers and communications equipment	64	-	-	-	-
S952	Repair of personal and household goods	145	-	-	-	-
S961	Personal services for wellness, except sports activities	521	-	-	-	-
S962	Laundry services	254	-	-	-	-
S963	Funeral and related activities	133	-	-	-	-
S969	Other personal service activities, n.e.c.	7	-	-	-	-
	IVA - CALABARZON	1,206	220	-	-	220
S951	Repair of computers and communications equipment	37	-	-	-	-

Continued

TABLE 8.1 Number of Establishments and Sale of Tangible Fixed Assets by Type for Other Service Activities Establishments by Region and Industry Group: Philippines, 2018 *(continued)**(Values are in thousand PhP, except for number of establishments. Details may not add-up to total due to rounding and/or statistical disclosure control.)*

2009 PSIC Code	Region/ Industry Description	Number of Establishments	Sale of Tangible Fixed Assets			
			Total	Land	Buildings, Other Structures and Land Improvements	Transport Equipment
		(1)	(2)	(3)	(4)	(5)
S952	Repair of personal and household goods	109	-	-	-	-
S961	Personal services for wellness, except sports activities	662	-	-	-	-
S962	Laundry services	263	220	-	-	220
S963	Funeral and related activities	120	-	-	-	-
S969	Other personal service activities, n.e.c.	14	-	-	-	-
	MIMAROPA Region	551	-	-	-	-
S951	Repair of computers and communications equipment	S	S	S	S	S
S952	Repair of personal and household goods	S	S	S	S	S
S961	Personal services for wellness, except sports activities	385	-	-	-	-
S962	Laundry services	86	-	-	-	-
S963	Funeral and related activities	71	-	-	-	-
	V - Bicol Region	974	-	-	-	-
S951	Repair of computers and communications equipment	26	-	-	-	-
S952	Repair of personal and household goods	125	-	-	-	-
S961	Personal services for wellness, except sports activities	505	-	-	-	-
S962	Laundry services	206	-	-	-	-
S963	Funeral and related activities	111	-	-	-	-
	VI - Western Visayas	1,028	-	-	-	-
S951	Repair of computers and communications equipment	50	-	-	-	-
S952	Repair of personal and household goods	99	-	-	-	-
S961	Personal services for wellness, except sports activities	606	-	-	-	-
S962	Laundry services	170	-	-	-	-
S963	Funeral and related activities	103	-	-	-	-

Continued

TABLE 8.1 Number of Establishments and Sale of Tangible Fixed Assets by Type for Other Service Activities Establishments by Region and Industry Group: Philippines, 2018 *(continued)*

(Values are in thousand PhP, except for number of establishments. Details may not add-up to total due to rounding and/or statistical disclosure control.)

2009 PSIC Code	Region/ Industry Description	Number of Establishments	Sale of Tangible Fixed Assets			
			Total	Land	Buildings, Other Structures and Land Improvements	Transport Equipment
		(1)	(2)	(3)	(4)	(5)
	VII - Central Visayas	1,602	944	-	-	679
S951	Repair of computers and communications equipment	21	-	-	-	-
S952	Repair of personal and household goods	162	944	-	-	679
S961	Personal services for wellness, except sports activities	1,040	-	-	-	-
S962	Laundry services	260	-	-	-	-
S963	Funeral and related activities	104	-	-	-	-
S969	Other personal service activities, n.e.c.	14	-	-	-	-
	VIII - Eastern Visayas	735	-	-	-	-
S951	Repair of computers and communications equipment	18	-	-	-	-
S952	Repair of personal and household goods	82	-	-	-	-
S961	Personal services for wellness, except sports activities	344	-	-	-	-
S962	Laundry services	206	-	-	-	-
S963	Funeral and related activities	78	-	-	-	-
S969	Other personal service activities, n.e.c.	6	-	-	-	-
	IX - Zamboanga Peninsula	948	-	-	-	-
S951	Repair of computers and communications equipment	S	S	S	S	S
S952	Repair of personal and household goods	84	-	-	-	-
S961	Personal services for wellness, except sports activities	583	-	-	-	-
S962	Laundry services	165	-	-	-	-
S963	Funeral and related activities	105	-	-	-	-
S969	Other personal service activities, n.e.c.	S	S	S	S	S

Continued

TABLE 8.1 Number of Establishments and Sale of Tangible Fixed Assets by Type for Other Service Activities Establishments by Region and Industry Group: Philippines, 2018 *(continued)**(Values are in thousand PhP, except for number of establishments. Details may not add-up to total due to rounding and/or statistical disclosure control.)*

2009 PSIC Code	Region/ Industry Description	Number of Establishments	Sale of Tangible Fixed Assets			
			Total	Land	Buildings, Other Structures and Land Improvements	Transport Equipment
		(1)	(2)	(3)	(4)	(5)
	X - Northern Mindanao	696	-	-	-	-
S951	Repair of computers and communications equipment	18	-	-	-	-
S952	Repair of personal and household goods	56	-	-	-	-
S961	Personal services for wellness, except sports activities	428	-	-	-	-
S962	Laundry services	124	-	-	-	-
S963	Funeral and related activities	63	-	-	-	-
S969	Other personal service activities, n.e.c.	6	-	-	-	-
	XI - Davao Region	664	-	-	-	-
S951	Repair of computers and communications equipment	21	-	-	-	-
S952	Repair of personal and household goods	120	-	-	-	-
S961	Personal services for wellness, except sports activities	368	-	-	-	-
S962	Laundry services	83	-	-	-	-
S963	Funeral and related activities	63	-	-	-	-
S969	Other personal service activities, n.e.c.	7	-	-	-	-
	XII - SOCCSKSARGEN	816	-	-	-	-
S952	Repair of personal and household goods	38	-	-	-	-
S961	Personal services for wellness, except sports activities	413	-	-	-	-
S962	Laundry services	251	-	-	-	-
S963	Funeral and related activities	110	-	-	-	-
S969	Other personal service activities, n.e.c.	4	-	-	-	-
	XIII - Caraga	364	361	-	80	40
S951	Repair of computers and communications equipment	9	-	-	-	-

Continued

TABLE 8.1 Number of Establishments and Sale of Tangible Fixed Assets by Type for Other Service Activities Establishments by Region and Industry Group: Philippines, 2018 *(continued)*

(Values are in thousand PhP, except for number of establishments. Details may not add-up to total due to rounding and/or statistical disclosure control.)

2009 PSIC Code	Region/ Industry Description	Number of Establishments	Sale of Tangible Fixed Assets			
			Total	Land	Buildings, Other Structures and Land Improvements	Transport Equipment
		(1)	(2)	(3)	(4)	(5)
S952	Repair of personal and household goods	59	-	-	-	-
S961	Personal services for wellness, except sports activities	203	361	-	80	40
S962	Laundry services	41	-	-	-	-
S963	Funeral and related activities	45	-	-	-	-
S969	Other personal service activities, n.e.c.	6	-	-	-	-
	Autonomous Region in Muslim Mindanao	177	-	-	-	-
S951	Repair of computers and communications equipment	11	-	-	-	-
S961	Personal services for wellness, except sports activities	153	-	-	-	-
S963	Funeral and related activities	13	-	-	-	-

Continued

TABLE 8.1 Number of Establishments and Sale of Tangible Fixed Assets by Type for Other Service Activities Establishments by Region and Industry Group: Philippines, 2018 *(continued)**(Values are in thousand PhP, except for number of establishments. Details may not add-up to total due to rounding and/or statistical disclosure control.)*

2009 PSIC Code	Region/ Industry Description	Sale of Tangible Fixed Assets					
		ICT Machinery and equipment	Specialized Industrial Machinery	General Industrial Machinery	Other Machinery and Equipment	Valuables	Other Tangible Fixed Assets
		(6)	(7)	(8)	(9)	(10)	(11)
	PHILIPPINES	122	-	21,008	-	-	76
S951	Repair of computers and communications equipment	-	-	-	-	-	-
S952	Repair of personal and household goods	97	-	586	-	-	76
S961	Personal services for wellness, except sports activities	25	-	20,422	-	-	-
S962	Laundry services	-	-	-	-	-	-
S963	Funeral and related activities	-	-	-	-	-	-
S969	Other personal service activities, n.e.c.	-	-	-	-	-	-
	National Capital Region	-	-	20,206	-	-	-
S951	Repair of computers and communications equipment	-	-	-	-	-	-
S952	Repair of personal and household goods	-	-	-	-	-	-
S961	Personal services for wellness, except sports activities	-	-	20,206	-	-	-
S962	Laundry services	-	-	-	-	-	-
S963	Funeral and related activities	-	-	-	-	-	-
S969	Other personal service activities, n.e.c.	-	-	-	-	-	-
	Cordillera Administrative Region	-	-	-	-	-	-
S951	Repair of computers and communications equipment	-	-	-	-	-	-
S952	Repair of personal and household goods	-	-	-	-	-	-
S961	Personal services for wellness, except sports activities	-	-	-	-	-	-
S962	Laundry services	-	-	-	-	-	-
S963	Funeral and related activities	-	-	-	-	-	-
S969	Other personal service activities, n.e.c.	-	-	-	-	-	-

Continued

TABLE 8.1 Number of Establishments and Sale of Tangible Fixed Assets by Type for Other Service Activities Establishments by Region and Industry Group: Philippines, 2018 *(continued)*

(Values are in thousand PhP, except for number of establishments. Details may not add-up to total due to rounding and/or statistical disclosure control.)

2009 PSIC Code	Region/ Industry Description	Sale of Tangible Fixed Assets					
		ICT Machinery and equipment	Specialized Industrial Machinery	General Industrial Machinery	Other Machinery and Equipment	Valuables	Other Tangible Fixed Assets
		(6)	(7)	(8)	(9)	(10)	(11)
	I - Ilocos Region	-	-	493	-	-	-
S951	Repair of computers and communications equipment	-	-	-	-	-	-
S952	Repair of personal and household goods	-	-	493	-	-	-
S961	Personal services for wellness, except sports activities	-	-	-	-	-	-
S962	Laundry services	-	-	-	-	-	-
S963	Funeral and related activities	-	-	-	-	-	-
	II - Cagayan Valley	-	-	-	-	-	-
S951	Repair of computers and communications equipment	-	-	-	-	-	-
S952	Repair of personal and household goods	-	-	-	-	-	-
S961	Personal services for wellness, except sports activities	-	-	-	-	-	-
S962	Laundry services	-	-	-	-	-	-
S963	Funeral and related activities	-	-	-	-	-	-
S969	Other personal service activities, n.e.c.	-	-	-	-	-	-
	III - Central Luzon	-	-	-	-	-	-
S951	Repair of computers and communications equipment	-	-	-	-	-	-
S952	Repair of personal and household goods	-	-	-	-	-	-
S961	Personal services for wellness, except sports activities	-	-	-	-	-	-
S962	Laundry services	-	-	-	-	-	-
S963	Funeral and related activities	-	-	-	-	-	-
S969	Other personal service activities, n.e.c.	-	-	-	-	-	-
	IVA - CALABARZON	-	-	-	-	-	-
S951	Repair of computers and communications equipment	-	-	-	-	-	-

Continued

TABLE 8.1 Number of Establishments and Sale of Tangible Fixed Assets by Type for Other Service Activities Establishments by Region and Industry Group: Philippines, 2018 *(continued)**(Values are in thousand PhP, except for number of establishments. Details may not add-up to total due to rounding and/or statistical disclosure control.)*

2009 PSIC Code	Region/ Industry Description	Sale of Tangible Fixed Assets					
		ICT Machinery and equipment	Specialized Industrial Machinery	General Industrial Machinery	Other Machinery and Equipment	Valuables	Other Tangible Fixed Assets
		(6)	(7)	(8)	(9)	(10)	(11)
S952	Repair of personal and household goods	-	-	-	-	-	-
S961	Personal services for wellness, except sports activities	-	-	-	-	-	-
S962	Laundry services	-	-	-	-	-	-
S963	Funeral and related activities	-	-	-	-	-	-
S969	Other personal service activities, n.e.c.	-	-	-	-	-	-
	MIMAROPA Region	-	-	-	-	-	-
S951	Repair of computers and communications equipment	S	S	S	S	S	S
S952	Repair of personal and household goods	S	S	S	S	S	S
S961	Personal services for wellness, except sports activities	-	-	-	-	-	-
S962	Laundry services	-	-	-	-	-	-
S963	Funeral and related activities	-	-	-	-	-	-
	V - Bicol Region	-	-	-	-	-	-
S951	Repair of computers and communications equipment	-	-	-	-	-	-
S952	Repair of personal and household goods	-	-	-	-	-	-
S961	Personal services for wellness, except sports activities	-	-	-	-	-	-
S962	Laundry services	-	-	-	-	-	-
S963	Funeral and related activities	-	-	-	-	-	-
	VI - Western Visayas	-	-	-	-	-	-
S951	Repair of computers and communications equipment	-	-	-	-	-	-
S952	Repair of personal and household goods	-	-	-	-	-	-
S961	Personal services for wellness, except sports activities	-	-	-	-	-	-
S962	Laundry services	-	-	-	-	-	-
S963	Funeral and related activities	-	-	-	-	-	-

Continued

TABLE 8.1 Number of Establishments and Sale of Tangible Fixed Assets by Type for Other Service Activities Establishments by Region and Industry Group: Philippines, 2018 *(continued)*

(Values are in thousand PhP, except for number of establishments. Details may not add-up to total due to rounding and/or statistical disclosure control.)

2009 PSIC Code	Region/ Industry Description	Sale of Tangible Fixed Assets					
		ICT Machinery and equipment	Specialized Industrial Machinery	General Industrial Machinery	Other Machinery and Equipment	Valuables	Other Tangible Fixed Assets
		(6)	(7)	(8)	(9)	(10)	(11)
	VII - Central Visayas	97	-	93	-	-	76
S951	Repair of computers and communications equipment	-	-	-	-	-	-
S952	Repair of personal and household goods	97	-	93	-	-	76
S961	Personal services for wellness, except sports activities	-	-	-	-	-	-
S962	Laundry services	-	-	-	-	-	-
S963	Funeral and related activities	-	-	-	-	-	-
S969	Other personal service activities, n.e.c.	-	-	-	-	-	-
	VIII - Eastern Visayas	-	-	-	-	-	-
S951	Repair of computers and communications equipment	-	-	-	-	-	-
S952	Repair of personal and household goods	-	-	-	-	-	-
S961	Personal services for wellness, except sports activities	-	-	-	-	-	-
S962	Laundry services	-	-	-	-	-	-
S963	Funeral and related activities	-	-	-	-	-	-
S969	Other personal service activities, n.e.c.	-	-	-	-	-	-
	IX - Zamboanga Peninsula	-	-	-	-	-	-
S951	Repair of computers and communications equipment	S	S	S	S	S	S
S952	Repair of personal and household goods	-	-	-	-	-	-
S961	Personal services for wellness, except sports activities	-	-	-	-	-	-
S962	Laundry services	-	-	-	-	-	-
S963	Funeral and related activities	-	-	-	-	-	-
S969	Other personal service activities, n.e.c.	S	S	S	S	S	S

Continued

TABLE 8.1 Number of Establishments and Sale of Tangible Fixed Assets by Type for Other Service Activities Establishments by Region and Industry Group: Philippines, 2018 *(continued)**(Values are in thousand PhP, except for number of establishments. Details may not add-up to total due to rounding and/or statistical disclosure control.)*

2009 PSIC Code	Region/ Industry Description	Sale of Tangible Fixed Assets					
		ICT Machinery and equipment	Specialized Industrial Machinery	General Industrial Machinery	Other Machinery and Equipment	Valuables	Other Tangible Fixed Assets
		(6)	(7)	(8)	(9)	(10)	(11)
	X - Northern Mindanao	-	-	-	-	-	-
S951	Repair of computers and communications equipment	-	-	-	-	-	-
S952	Repair of personal and household goods	-	-	-	-	-	-
S961	Personal services for wellness, except sports activities	-	-	-	-	-	-
S962	Laundry services	-	-	-	-	-	-
S963	Funeral and related activities	-	-	-	-	-	-
S969	Other personal service activities, n.e.c.	-	-	-	-	-	-
	XI - Davao Region	-	-	-	-	-	-
S951	Repair of computers and communications equipment	-	-	-	-	-	-
S952	Repair of personal and household goods	-	-	-	-	-	-
S961	Personal services for wellness, except sports activities	-	-	-	-	-	-
S962	Laundry services	-	-	-	-	-	-
S963	Funeral and related activities	-	-	-	-	-	-
S969	Other personal service activities, n.e.c.	-	-	-	-	-	-
	XII - SOCCSKSARGEN	-	-	-	-	-	-
S952	Repair of personal and household goods	-	-	-	-	-	-
S961	Personal services for wellness, except sports activities	-	-	-	-	-	-
S962	Laundry services	-	-	-	-	-	-
S963	Funeral and related activities	-	-	-	-	-	-
S969	Other personal service activities, n.e.c.	-	-	-	-	-	-
	XIII - Caraga	25	-	216	-	-	-
S951	Repair of computers and communications equipment	-	-	-	-	-	-

Continued

TABLE 8.1 Number of Establishments and Sale of Tangible Fixed Assets by Type for Other Service Activities Establishments by Region and Industry Group: Philippines, 2018 (*concluded*)

(Values are in thousand PhP, except for number of establishments. Details may not add-up to total due to rounding and/or statistical disclosure control.)

2009 PSIC Code	Region/ Industry Description	Sale of Tangible Fixed Assets					
		ICT Machinery and equipment	Specialized Industrial Machinery	General Industrial Machinery	Other Machinery and Equipment	Valuables	Other Tangible Fixed Assets
		(6)	(7)	(8)	(9)	(10)	(11)
S952	Repair of personal and household goods	-	-	-	-	-	-
S961	Personal services for wellness, except sports activities	25	-	216	-	-	-
S962	Laundry services	-	-	-	-	-	-
S963	Funeral and related activities	-	-	-	-	-	-
S969	Other personal service activities, n.e.c.	-	-	-	-	-	-
	Autonomous Region in Muslim Mindanao	-	-	-	-	-	-
S951	Repair of computers and communications equipment	-	-	-	-	-	-
S961	Personal services for wellness, except sports activities	-	-	-	-	-	-
S963	Funeral and related activities	-	-	-	-	-	-

Note:

- denotes zero value

S - Data Suppressed

Source: Philippine Statistics Authority, 2018 Census of Philippine Business and Industry

TABLE 8.2 Number of Establishments and Losses and Damages to Tangible Fixed Assets by Type for Other Service Activities Establishments by Region and Industry Group: Philippines, 2018*(Values are in thousand PhP, except for number of establishments. Details may not add-up to total due to rounding and/or statistical disclosure control.)*

2009 PSIC Code	Region/ Industry Description	Number of Establishments	Losses and Damages			
			Total	Land	Buildings, Other Structures and Land Improvements	Transport Equipment
		(1)	(2)	(3)	(4)	(5)
	PHILIPPINES	15,469	536,809	-	4,226	8,218
S951	Repair of computers and communications equipment	398	323	-	95	207
S952	Repair of personal and household goods	1,455	12,135	-	-	7,356
S961	Personal services for wellness, except sports activities	9,178	522,654	-	3,087	2
S962	Laundry services	2,881	-	-	-	-
S963	Funeral and related activities	1,475	1,696	-	1,044	652
S969	Other personal service activities, n.e.c.	81	-	-	-	-
	National Capital Region	2,393	-	-	-	-
S951	Repair of computers and communications equipment	39	-	-	-	-
S952	Repair of personal and household goods	151	-	-	-	-
S961	Personal services for wellness, except sports activities	1,856	-	-	-	-
S962	Laundry services	226	-	-	-	-
S963	Funeral and related activities	113	-	-	-	-
S969	Other personal service activities, n.e.c.	7	-	-	-	-
	Cordillera Administrative Region	763	-	-	-	-
S951	Repair of computers and communications equipment	21	-	-	-	-
S952	Repair of personal and household goods	101	-	-	-	-
S961	Personal services for wellness, except sports activities	323	-	-	-	-
S962	Laundry services	251	-	-	-	-
S963	Funeral and related activities	64	-	-	-	-
S969	Other personal service activities, n.e.c.	3	-	-	-	-

Continued

TABLE 8.2 Number of Establishments and Losses and Damages to Tangible Fixed Assets by Type for Other Service Activities Establishments by Region and Industry Group: Philippines, 2018 *(continued)*

(Values are in thousand PhP, except for number of establishments. Details may not add-up to total due to rounding and/or statistical disclosure control.)

2009 PSIC Code	Region/ Industry Description	Number of Establishments	Losses and Damages			
			Total	Land	Buildings, Other Structures and Land Improvements	Transport Equipment
		(1)	(2)	(3)	(4)	(5)
	I - Ilocos Region	836	519,553	-	-	-
S951	Repair of computers and communications equipment	21	-	-	-	-
S952	Repair of personal and household goods	72	-	-	-	-
S961	Personal services for wellness, except sports activities	477	519,553	-	-	-
S962	Laundry services	169	-	-	-	-
S963	Funeral and related activities	97	-	-	-	-
	II - Cagayan Valley	590	11,100	-	-	6,647
S951	Repair of computers and communications equipment	21	-	-	-	-
S952	Repair of personal and household goods	51	11,100	-	-	6,647
S961	Personal services for wellness, except sports activities	310	-	-	-	-
S962	Laundry services	124	-	-	-	-
S963	Funeral and related activities	78	-	-	-	-
S969	Other personal service activities, n.e.c.	6	-	-	-	-
	III - Central Luzon	1,124	-	-	-	-
S951	Repair of computers and communications equipment	64	-	-	-	-
S952	Repair of personal and household goods	145	-	-	-	-
S961	Personal services for wellness, except sports activities	521	-	-	-	-
S962	Laundry services	254	-	-	-	-
S963	Funeral and related activities	133	-	-	-	-
S969	Other personal service activities, n.e.c.	7	-	-	-	-
	IVA - CALABARZON	1,206	3,082	-	3,082	-
S951	Repair of computers and communications equipment	37	-	-	-	-

Continued

TABLE 8.2 Number of Establishments and Losses and Damages to Tangible Fixed Assets by Type for Other Service Activities
Establishments by Region and Industry Group: Philippines, 2018 *(continued)**(Values are in thousand PhP, except for number of establishments. Details may not add-up to total due to rounding and/or statistical disclosure control.)*

2009 PSIC Code	Region/ Industry Description	Number of Establishments	Losses and Damages			
			Total	Land	Buildings, Other Structures and Land Improvements	Transport Equipment
		(1)	(2)	(3)	(4)	(5)
S952	Repair of personal and household goods	109	-	-	-	-
S961	Personal services for wellness, except sports activities	662	3,082	-	3,082	-
S962	Laundry services	263	-	-	-	-
S963	Funeral and related activities	120	-	-	-	-
S969	Other personal service activities, n.e.c.	14	-	-	-	-
	MIMAROPA Region	551	-	-	-	-
S951	Repair of computers and communications equipment	S	S	S	S	S
S952	Repair of personal and household goods	S	S	S	S	S
S961	Personal services for wellness, except sports activities	385	-	-	-	-
S962	Laundry services	86	-	-	-	-
S963	Funeral and related activities	71	-	-	-	-
	V - Bicol Region	974	-	-	-	-
S951	Repair of computers and communications equipment	26	-	-	-	-
S952	Repair of personal and household goods	125	-	-	-	-
S961	Personal services for wellness, except sports activities	505	-	-	-	-
S962	Laundry services	206	-	-	-	-
S963	Funeral and related activities	111	-	-	-	-
	VI - Western Visayas	1,028	2,241	-	1,044	1,084
S951	Repair of computers and communications equipment	50	-	-	-	-
S952	Repair of personal and household goods	99	545	-	-	432
S961	Personal services for wellness, except sports activities	606	-	-	-	-
S962	Laundry services	170	-	-	-	-
S963	Funeral and related activities	103	1,696	-	1,044	652

Continued

TABLE 8.2 Number of Establishments and Losses and Damages to Tangible Fixed Assets by Type for Other Service Activities
Establishments by Region and Industry Group: Philippines, 2018 *(continued)*

(Values are in thousand PhP, except for number of establishments. Details may not add-up to total due to rounding and/or statistical disclosure control.)

2009 PSIC Code	Region/ Industry Description	Number of Establishments	Losses and Damages			
			Total	Land	Buildings, Other Structures and Land Improvements	Transport Equipment
		(1)	(2)	(3)	(4)	(5)
	VII - Central Visayas	1,602	491	-	-	278
S951	Repair of computers and communications equipment	21	-	-	-	-
S952	Repair of personal and household goods	162	491	-	-	278
S961	Personal services for wellness, except sports activities	1,040	-	-	-	-
S962	Laundry services	260	-	-	-	-
S963	Funeral and related activities	104	-	-	-	-
S969	Other personal service activities, n.e.c.	14	-	-	-	-
	VIII - Eastern Visayas	735	-	-	-	-
S951	Repair of computers and communications equipment	18	-	-	-	-
S952	Repair of personal and household goods	82	-	-	-	-
S961	Personal services for wellness, except sports activities	344	-	-	-	-
S962	Laundry services	206	-	-	-	-
S963	Funeral and related activities	78	-	-	-	-
S969	Other personal service activities, n.e.c.	6	-	-	-	-
	IX - Zamboanga Peninsula	948	-	-	-	-
S951	Repair of computers and communications equipment	S	S	S	S	S
S952	Repair of personal and household goods	84	-	-	-	-
S961	Personal services for wellness, except sports activities	583	-	-	-	-
S962	Laundry services	165	-	-	-	-
S963	Funeral and related activities	105	-	-	-	-
S969	Other personal service activities, n.e.c.	S	S	S	S	S

Continued

TABLE 8.2 Number of Establishments and Losses and Damages to Tangible Fixed Assets by Type for Other Service Activities Establishments by Region and Industry Group: Philippines, 2018 *(continued)**(Values are in thousand PhP, except for number of establishments. Details may not add-up to total due to rounding and/or statistical disclosure control.)*

2009 PSIC Code	Region/ Industry Description	Number of Establishments	Losses and Damages			
			Total	Land	Buildings, Other Structures and Land Improvements	Transport Equipment
		(1)	(2)	(3)	(4)	(5)
	X - Northern Mindanao	696	-	-	-	-
S951	Repair of computers and communications equipment	18	-	-	-	-
S952	Repair of personal and household goods	56	-	-	-	-
S961	Personal services for wellness, except sports activities	428	-	-	-	-
S962	Laundry services	124	-	-	-	-
S963	Funeral and related activities	63	-	-	-	-
S969	Other personal service activities, n.e.c.	6	-	-	-	-
	XI - Davao Region	664	-	-	-	-
S951	Repair of computers and communications equipment	21	-	-	-	-
S952	Repair of personal and household goods	120	-	-	-	-
S961	Personal services for wellness, except sports activities	368	-	-	-	-
S962	Laundry services	83	-	-	-	-
S963	Funeral and related activities	63	-	-	-	-
S969	Other personal service activities, n.e.c.	7	-	-	-	-
	XII - SOCCSKSARGEN	816	-	-	-	-
S952	Repair of personal and household goods	38	-	-	-	-
S961	Personal services for wellness, except sports activities	413	-	-	-	-
S962	Laundry services	251	-	-	-	-
S963	Funeral and related activities	110	-	-	-	-
S969	Other personal service activities, n.e.c.	4	-	-	-	-
	XIII - Caraga	364	342	-	100	209
S951	Repair of computers and communications equipment	9	323	-	95	207

Continued

TABLE 8.2 Number of Establishments and Losses and Damages to Tangible Fixed Assets by Type for Other Service Activities Establishments by Region and Industry Group: Philippines, 2018 *(continued)*

(Values are in thousand PhP, except for number of establishments. Details may not add-up to total due to rounding and/or statistical disclosure control.)

2009 PSIC Code	Region/ Industry Description	Number of Establishments	Losses and Damages			
			Total	Land	Buildings, Other Structures and Land Improvements	Transport Equipment
		(1)	(2)	(3)	(4)	(5)
S952	Repair of personal and household goods	59	-	-	-	-
S961	Personal services for wellness, except sports activities	203	19	-	5	2
S962	Laundry services	41	-	-	-	-
S963	Funeral and related activities	45	-	-	-	-
S969	Other personal service activities, n.e.c.	6	-	-	-	-
	Autonomous Region in Muslim Mindanao	177	-	-	-	-
S951	Repair of computers and communications equipment	11	-	-	-	-
S961	Personal services for wellness, except sports activities	153	-	-	-	-
S963	Funeral and related activities	13	-	-	-	-

Continued

TABLE 8.2 Number of Establishments and Losses and Damages to Tangible Fixed Assets by Type for Other Service Activities
Establishments by Region and Industry Group: Philippines, 2018 *(continued)**(Values are in thousand PhP, except for number of establishments. Details may not add-up to total due to rounding and/or statistical disclosure control.)*

2009 PSIC Code	Region/ Industry Description	Losses and Damages					
		ICT Machinery and equipment	Specialized Industrial Machinery	General Industrial Machinery	Other Machinery and Equipment	Valuables	Other Tangible Fixed Assets
		(6)	(7)	(8)	(9)	(10)	(11)
	PHILIPPINES	72	9	4,142	515,383	-	4,759
S951	Repair of computers and communications equipment	-	9	-	-	-	13
S952	Repair of personal and household goods	70	-	4,132	-	-	577
S961	Personal services for wellness, except sports activities	2	-	10	515,383	-	4,170
S962	Laundry services	-	-	-	-	-	-
S963	Funeral and related activities	-	-	-	-	-	-
S969	Other personal service activities, n.e.c.	-	-	-	-	-	-
	National Capital Region	-	-	-	-	-	-
S951	Repair of computers and communications equipment	-	-	-	-	-	-
S952	Repair of personal and household goods	-	-	-	-	-	-
S961	Personal services for wellness, except sports activities	-	-	-	-	-	-
S962	Laundry services	-	-	-	-	-	-
S963	Funeral and related activities	-	-	-	-	-	-
S969	Other personal service activities, n.e.c.	-	-	-	-	-	-
	Cordillera Administrative Region	-	-	-	-	-	-
S951	Repair of computers and communications equipment	-	-	-	-	-	-
S952	Repair of personal and household goods	-	-	-	-	-	-
S961	Personal services for wellness, except sports activities	-	-	-	-	-	-
S962	Laundry services	-	-	-	-	-	-
S963	Funeral and related activities	-	-	-	-	-	-
S969	Other personal service activities, n.e.c.	-	-	-	-	-	-

Continued

TABLE 8.2 Number of Establishments and Losses and Damages to Tangible Fixed Assets by Type for Other Service Activities Establishments by Region and Industry Group: Philippines, 2018 *(continued)*

(Values are in thousand PhP, except for number of establishments. Details may not add-up to total due to rounding and/or statistical disclosure control.)

2009 PSIC Code	Region/ Industry Description	Losses and Damages					
		ICT Machinery and equipment	Specialized Industrial Machinery	General Industrial Machinery	Other Machinery and Equipment	Valuables	Other Tangible Fixed Assets
		(6)	(7)	(8)	(9)	(10)	(11)
	I - Ilocos Region	-	-	-	515,383	-	4,170
S951	Repair of computers and communications equipment	-	-	-	-	-	-
S952	Repair of personal and household goods	-	-	-	-	-	-
S961	Personal services for wellness, except sports activities	-	-	-	515,383	-	4,170
S962	Laundry services	-	-	-	-	-	-
S963	Funeral and related activities	-	-	-	-	-	-
	II - Cagayan Valley	-	-	3,926	-	-	527
S951	Repair of computers and communications equipment	-	-	-	-	-	-
S952	Repair of personal and household goods	-	-	3,926	-	-	527
S961	Personal services for wellness, except sports activities	-	-	-	-	-	-
S962	Laundry services	-	-	-	-	-	-
S963	Funeral and related activities	-	-	-	-	-	-
S969	Other personal service activities, n.e.c.	-	-	-	-	-	-
	III - Central Luzon	-	-	-	-	-	-
S951	Repair of computers and communications equipment	-	-	-	-	-	-
S952	Repair of personal and household goods	-	-	-	-	-	-
S961	Personal services for wellness, except sports activities	-	-	-	-	-	-
S962	Laundry services	-	-	-	-	-	-
S963	Funeral and related activities	-	-	-	-	-	-
S969	Other personal service activities, n.e.c.	-	-	-	-	-	-
	IVA - CALABARZON	-	-	-	-	-	-
S951	Repair of computers and communications equipment	-	-	-	-	-	-

Continued

TABLE 8.2 Number of Establishments and Losses and Damages to Tangible Fixed Assets by Type for Other Service Activities
Establishments by Region and Industry Group: Philippines, 2018 *(continued)**(Values are in thousand PhP, except for number of establishments. Details may not add-up to total due to rounding and/or statistical disclosure control.)*

2009 PSIC Code	Region/ Industry Description	Losses and Damages					
		ICT Machinery and equipment	Specialized Industrial Machinery	General Industrial Machinery	Other Machinery and Equipment	Valuables	Other Tangible Fixed Assets
		(6)	(7)	(8)	(9)	(10)	(11)
S952	Repair of personal and household goods	-	-	-	-	-	-
S961	Personal services for wellness, except sports activities	-	-	-	-	-	-
S962	Laundry services	-	-	-	-	-	-
S963	Funeral and related activities	-	-	-	-	-	-
S969	Other personal service activities, n.e.c.	-	-	-	-	-	-
	MIMAROPA Region	-	-	-	-	-	-
S951	Repair of computers and communications equipment	S	S	S	S	S	S
S952	Repair of personal and household goods	S	S	S	S	S	S
S961	Personal services for wellness, except sports activities	-	-	-	-	-	-
S962	Laundry services	-	-	-	-	-	-
S963	Funeral and related activities	-	-	-	-	-	-
	V - Bicol Region	-	-	-	-	-	-
S951	Repair of computers and communications equipment	-	-	-	-	-	-
S952	Repair of personal and household goods	-	-	-	-	-	-
S961	Personal services for wellness, except sports activities	-	-	-	-	-	-
S962	Laundry services	-	-	-	-	-	-
S963	Funeral and related activities	-	-	-	-	-	-
	VI - Western Visayas	-	-	113	-	-	-
S951	Repair of computers and communications equipment	-	-	-	-	-	-
S952	Repair of personal and household goods	-	-	113	-	-	-
S961	Personal services for wellness, except sports activities	-	-	-	-	-	-
S962	Laundry services	-	-	-	-	-	-
S963	Funeral and related activities	-	-	-	-	-	-

Continued

TABLE 8.2 Number of Establishments and Losses and Damages to Tangible Fixed Assets by Type for Other Service Activities
Establishments by Region and Industry Group: Philippines, 2018 *(continued)*

(Values are in thousand PhP, except for number of establishments. Details may not add-up to total due to rounding and/or statistical disclosure control.)

2009 PSIC Code	Region/ Industry Description	Losses and Damages					
		ICT Machinery and equipment	Specialized Industrial Machinery	General Industrial Machinery	Other Machinery and Equipment	Valuables	Other Tangible Fixed Assets
		(6)	(7)	(8)	(9)	(10)	(11)
	VII - Central Visayas	70	-	93	-	-	50
S951	Repair of computers and communications equipment	-	-	-	-	-	-
S952	Repair of personal and household goods	70	-	93	-	-	50
S961	Personal services for wellness, except sports activities	-	-	-	-	-	-
S962	Laundry services	-	-	-	-	-	-
S963	Funeral and related activities	-	-	-	-	-	-
S969	Other personal service activities, n.e.c.	-	-	-	-	-	-
	VIII - Eastern Visayas	-	-	-	-	-	-
S951	Repair of computers and communications equipment	-	-	-	-	-	-
S952	Repair of personal and household goods	-	-	-	-	-	-
S961	Personal services for wellness, except sports activities	-	-	-	-	-	-
S962	Laundry services	-	-	-	-	-	-
S963	Funeral and related activities	-	-	-	-	-	-
S969	Other personal service activities, n.e.c.	-	-	-	-	-	-
	IX - Zamboanga Peninsula	-	-	-	-	-	-
S951	Repair of computers and communications equipment	S	S	S	S	S	S
S952	Repair of personal and household goods	-	-	-	-	-	-
S961	Personal services for wellness, except sports activities	-	-	-	-	-	-
S962	Laundry services	-	-	-	-	-	-
S963	Funeral and related activities	-	-	-	-	-	-
S969	Other personal service activities, n.e.c.	S	S	S	S	S	S

Continued

TABLE 8.2 Number of Establishments and Losses and Damages to Tangible Fixed Assets by Type for Other Service Activities
Establishments by Region and Industry Group: Philippines, 2018 *(continued)*

(Values are in thousand PhP, except for number of establishments. Details may not add-up to total due to rounding and/or statistical disclosure control.)

2009 PSIC Code	Region/ Industry Description	Losses and Damages					
		ICT Machinery and equipment	Specialized Industrial Machinery	General Industrial Machinery	Other Machinery and Equipment	Valuables	Other Tangible Fixed Assets
		(6)	(7)	(8)	(9)	(10)	(11)
	X - Northern Mindanao	-	-	-	-	-	-
S951	Repair of computers and communications equipment	-	-	-	-	-	-
S952	Repair of personal and household goods	-	-	-	-	-	-
S961	Personal services for wellness, except sports activities	-	-	-	-	-	-
S962	Laundry services	-	-	-	-	-	-
S963	Funeral and related activities	-	-	-	-	-	-
S969	Other personal service activities, n.e.c.	-	-	-	-	-	-
	XI - Davao Region	-	-	-	-	-	-
S951	Repair of computers and communications equipment	-	-	-	-	-	-
S952	Repair of personal and household goods	-	-	-	-	-	-
S961	Personal services for wellness, except sports activities	-	-	-	-	-	-
S962	Laundry services	-	-	-	-	-	-
S963	Funeral and related activities	-	-	-	-	-	-
S969	Other personal service activities, n.e.c.	-	-	-	-	-	-
	XII - SOCCSKSARGEN	-	-	-	-	-	-
S952	Repair of personal and household goods	-	-	-	-	-	-
S961	Personal services for wellness, except sports activities	-	-	-	-	-	-
S962	Laundry services	-	-	-	-	-	-
S963	Funeral and related activities	-	-	-	-	-	-
S969	Other personal service activities, n.e.c.	-	-	-	-	-	-
	XIII - Caraga	2	9	10	-	-	13
S951	Repair of computers and communications equipment	-	9	-	-	-	13

Continued

TABLE 8.2 Number of Establishments and Losses and Damages to Tangible Fixed Assets by Type for Other Service Activities Establishments by Region and Industry Group: Philippines, 2018 (*concluded*)

(Values are in thousand PhP, except for number of establishments. Details may not add-up to total due to rounding and/or statistical disclosure control.)

2009 PSIC Code	Region/ Industry Description	Losses and Damages					
		ICT Machinery and equipment	Specialized Industrial Machinery	General Industrial Machinery	Other Machinery and Equipment	Valuables	Other Tangible Fixed Assets
		(6)	(7)	(8)	(9)	(10)	(11)
S952	Repair of personal and household goods	-	-	-	-	-	-
S961	Personal services for wellness, except sports activities	2	-	10	-	-	-
S962	Laundry services	-	-	-	-	-	-
S963	Funeral and related activities	-	-	-	-	-	-
S969	Other personal service activities, n.e.c.	-	-	-	-	-	-
	Autonomous Region in Muslim Mindanao	-	-	-	-	-	-
S951	Repair of computers and communications equipment	-	-	-	-	-	-
S961	Personal services for wellness, except sports activities	-	-	-	-	-	-
S963	Funeral and related activities	-	-	-	-	-	-

Note:

- denotes zero value

S - Data Suppressed

Source: Philippine Statistics Authority, 2018 Census of Philippine Business and Industry

TABLE 9 Number of Establishments and Book Value of Tangible Fixed Assets by Type for Other Service Activities Establishments by Region and Industry Group: Philippines, 2018*(Values are in thousand PhP, except for number of establishments. Details may not add-up to total due to rounding and/or statistical disclosure control.)*

2009 PSIC Code	Region/ Industry Description	Number of Establishments	Book Value of Tangible Fixed Assets as of 31 December 2018			
			Total	Land	Buildings, Other Structures and Land Improvements	Transport Equipment
		(1)	(2)	(3)	(4)	(5)
	PHILIPPINES	15,469	46,538,722	3,565,851	20,162,786	2,204,149
S951	Repair of computers and communications equipment	398	334,011	59,252	55,228	51,829
S952	Repair of personal and household goods	1,455	1,600,870	173,078	504,710	415,231
S961	Personal services for wellness, except sports activities	9,178	32,828,996	429,582	14,876,857	526,634
S962	Laundry services	2,881	4,440,951	162,042	1,694,081	357,044
S963	Funeral and related activities	1,475	7,281,292	2,741,896	3,006,960	851,611
S969	Other personal service activities, n.e.c.	81	52,601	-	24,950	1,799
	National Capital Region	2,393	24,179,919	1,121,507	14,560,383	350,166
S951	Repair of computers and communications equipment	39	74,102	23,401	10,764	8,133
S952	Repair of personal and household goods	151	172,557	42,425	5,334	49,991
S961	Personal services for wellness, except sports activities	1,856	20,444,754	7,732	12,901,655	151,433
S962	Laundry services	226	1,713,880	3,189	1,096,189	19,204
S963	Funeral and related activities	113	1,769,760	1,044,759	545,509	120,003
S969	Other personal service activities, n.e.c.	7	4,866	-	932	1,402
	Cordillera Administrative Region	763	1,143,740	321,365	482,079	88,172
S951	Repair of computers and communications equipment	21	12,231	-	-	124
S952	Repair of personal and household goods	101	123,333	22,635	26,714	13,136
S961	Personal services for wellness, except sports activities	323	166,856	51,749	33,679	14,975
S962	Laundry services	251	98,537	4,948	8,167	8,246
S963	Funeral and related activities	64	742,086	242,034	412,990	51,640
S969	Other personal service activities, n.e.c.	3	698	-	529	50

Continued

TABLE 9 Number of Establishments and Book Value of Tangible Fixed Assets by Type for Other Service Activities Establishments by Region and Industry Group: Philippines, 2018 *(continued)**(Values are in thousand PhP, except for number of establishments. Details may not add-up to total due to rounding and/or statistical disclosure control.)*

2009 PSIC Code	Region/ Industry Description	Number of Establishments	Book Value of Tangible Fixed Assets as of 31 December 2018			
			Total	Land	Buildings, Other Structures and Land Improvements	Transport Equipment
		(1)	(2)	(3)	(4)	(5)
I - Ilocos Region		836	1,120,125	11,808	244,377	106,849
S951	Repair of computers and communications equipment	21	12,745	3,884	2,331	2,175
S952	Repair of personal and household goods	72	17,620	283	5,276	3,200
S961	Personal services for wellness, except sports activities	477	700,377	-	67,787	-
S962	Laundry services	169	107,345	-	12,611	19,554
S963	Funeral and related activities	97	282,037	7,641	156,372	81,920
II - Cagayan Valley		590	573,869	167,895	242,104	47,900
S951	Repair of computers and communications equipment	21	23,663	19,229	-	3,589
S952	Repair of personal and household goods	51	41,938	8,624	3,252	23,986
S961	Personal services for wellness, except sports activities	310	380,637	112,647	205,782	1,599
S962	Laundry services	124	36,003	-	-	-
S963	Funeral and related activities	78	91,627	27,395	33,070	18,726
S969	Other personal service activities, n.e.c.	6	-	-	-	-
III - Central Luzon		1,124	984,419	171,480	375,638	127,175
S951	Repair of computers and communications equipment	64	20,515	10,683	7,478	-
S952	Repair of personal and household goods	145	27,877	1,509	8,725	9,255
S961	Personal services for wellness, except sports activities	521	133,908	7,281	36,397	-
S962	Laundry services	254	338,863	4,656	93,396	71,262
S963	Funeral and related activities	133	451,865	147,352	223,037	46,431
S969	Other personal service activities, n.e.c.	7	11,391	-	6,604	227
IVA - CALABARZON		1,206	1,356,927	192,067	381,454	132,630
S951	Repair of computers and communications equipment	37	114,273	-	11,778	18,302

Continued

TABLE 9 Number of Establishments and Book Value of Tangible Fixed Assets by Type for Other Service Activities Establishments by Region and Industry Group: Philippines, 2018 *(continued)**(Values are in thousand PhP, except for number of establishments. Details may not add-up to total due to rounding and/or statistical disclosure control.)*

2009 PSIC Code	Region/ Industry Description	Number of Establishments	Book Value of Tangible Fixed Assets as of 31 December 2018			
			Total	Land	Buildings, Other Structures and Land Improvements	Transport Equipment
		(1)	(2)	(3)	(4)	(5)
S952	Repair of personal and household goods	109	106,584	27,546	13,446	31,116
S961	Personal services for wellness, except sports activities	662	505,883	32,126	231,830	11,178
S962	Laundry services	263	325,149	14,941	24,148	18,083
S963	Funeral and related activities	120	302,729	117,454	99,866	53,950
S969	Other personal service activities, n.e.c.	14	2,310	-	386	-
	MIMAROPA Region	551	683,865	59,170	126,620	186,538
S951	Repair of computers and communications equipment	S	S	S	S	S
S952	Repair of personal and household goods	S	S	S	S	S
S961	Personal services for wellness, except sports activities	385	150,317	-	7,458	31,133
S962	Laundry services	86	227,349	-	-	47,448
S963	Funeral and related activities	71	303,662	59,170	119,162	107,820
	V - Bicol Region	974	969,473	157,480	524,819	58,616
S951	Repair of computers and communications equipment	26	9,972	-	-	114
S952	Repair of personal and household goods	125	206,111	-	201,237	200
S961	Personal services for wellness, except sports activities	505	125,412	603	56,668	1,839
S962	Laundry services	206	47,766	-	247	15,874
S963	Funeral and related activities	111	580,211	156,877	266,667	40,589
	VI - Western Visayas	1,028	7,305,028	140,673	272,296	133,795
S951	Repair of computers and communications equipment	50	19,324	-	1,610	11,070
S952	Repair of personal and household goods	99	183,866	-	58,190	59,894
S961	Personal services for wellness, except sports activities	606	6,679,183	758	90,398	1,107
S962	Laundry services	170	135,723	1,758	58,764	5,292
S963	Funeral and related activities	103	286,932	138,156	63,334	56,431

Continued

TABLE 9 Number of Establishments and Book Value of Tangible Fixed Assets by Type for Other Service Activities Establishments by Region and Industry Group: Philippines, 2018 *(continued)**(Values are in thousand PhP, except for number of establishments. Details may not add-up to total due to rounding and/or statistical disclosure control.)*

2009 PSIC Code	Region/ Industry Description	Number of Establishments	Book Value of Tangible Fixed Assets as of 31 December 2018			
			Total	Land	Buildings, Other Structures and Land Improvements	Transport Equipment
		(1)	(2)	(3)	(4)	(5)
	VII - Central Visayas	1,602	1,702,924	222,301	841,173	230,047
S951	Repair of computers and communications equipment	21	5,653	453	734	2,414
S952	Repair of personal and household goods	162	52,280	-	1,657	33,936
S961	Personal services for wellness, except sports activities	1,040	674,612	4,841	259,695	104,678
S962	Laundry services	260	40,680	-	5,830	7,172
S963	Funeral and related activities	104	928,212	217,007	571,888	81,846
S969	Other personal service activities, n.e.c.	14	1,487	-	1,371	-
	VIII - Eastern Visayas	735	1,037,324	172,000	286,974	129,053
S951	Repair of computers and communications equipment	18	1,693	-	-	-
S952	Repair of personal and household goods	82	136,310	16,478	32,141	60,764
S961	Personal services for wellness, except sports activities	344	707,527	133,346	202,638	7,008
S962	Laundry services	206	52,650	-	2,014	19,949
S963	Funeral and related activities	78	138,903	22,177	50,181	41,332
S969	Other personal service activities, n.e.c.	6	241	-	-	-
	IX - Zamboanga Peninsula	948	1,482,124	189,803	638,844	234,860
S951	Repair of computers and communications equipment	S	S	S	S	S
S952	Repair of personal and household goods	84	68,810	22,390	12,864	30,169
S961	Personal services for wellness, except sports activities	583	987,379	12,095	482,478	165,898
S962	Laundry services	165	127,616	61,847	2,062	-
S963	Funeral and related activities	105	297,931	93,472	141,440	38,793
S969	Other personal service activities, n.e.c.	S	S	S	S	S

Continued

TABLE 9 Number of Establishments and Book Value of Tangible Fixed Assets by Type for Other Service Activities Establishments by Region and Industry Group: Philippines, 2018 *(continued)**(Values are in thousand PhP, except for number of establishments. Details may not add-up to total due to rounding and/or statistical disclosure control.)*

2009 PSIC Code	Region/ Industry Description	Number of Establishments	Book Value of Tangible Fixed Assets as of 31 December 2018			
			Total	Land	Buildings, Other Structures and Land Improvements	Transport Equipment
		(1)	(2)	(3)	(4)	(5)
	X - Northern Mindanao	696	1,192,387	309,106	230,525	94,890
S951	Repair of computers and communications equipment	18	3,271	-	-	-
S952	Repair of personal and household goods	56	119,844	18,855	10,140	16,322
S961	Personal services for wellness, except sports activities	428	127,890	3,881	81,807	3,538
S962	Laundry services	124	288,461	-	12,773	31,667
S963	Funeral and related activities	63	622,834	286,370	110,676	43,363
S969	Other personal service activities, n.e.c.	6	30,089	-	15,129	-
	XI - Davao Region	664	966,810	116,507	337,169	159,674
S951	Repair of computers and communications equipment	21	24,962	-	19,229	-
S952	Repair of personal and household goods	120	309,824	8,985	118,128	71,760
S961	Personal services for wellness, except sports activities	368	290,055	-	105,111	-
S962	Laundry services	83	180,016	3,700	67,093	66,384
S963	Funeral and related activities	63	160,981	103,823	27,607	21,410
S969	Other personal service activities, n.e.c.	7	973	-	-	120
	XII - SOCCSKSARGEN	816	1,604,017	173,601	547,650	97,695
S952	Repair of personal and household goods	38	14,132	3,349	666	3,583
S961	Personal services for wellness, except sports activities	413	634,751	59,181	89,304	32,209
S962	Laundry services	251	719,470	67,004	310,787	26,909
S963	Funeral and related activities	110	235,410	44,067	146,894	34,994
S969	Other personal service activities, n.e.c.	4	254	-	-	-
	XIII - Caraga	364	159,935	34,927	63,221	20,748
S951	Repair of computers and communications equipment	9	809	-	238	518

Continued

TABLE 9 Number of Establishments and Book Value of Tangible Fixed Assets by Type for Other Service Activities Establishments by Region and Industry Group: Philippines, 2018 *(continued)**(Values are in thousand PhP, except for number of establishments. Details may not add-up to total due to rounding and/or statistical disclosure control.)*

2009 PSIC Code	Region/ Industry Description	Number of Establishments	Book Value of Tangible Fixed Assets as of 31 December 2018			
			Total	Land	Buildings, Other Structures and Land Improvements	Transport Equipment
		(1)	(2)	(3)	(4)	(5)
S952	Repair of personal and household goods	59	19,645	-	6,941	7,829
S961	Personal services for wellness, except sports activities	203	51,632	786	17,776	38
S962	Laundry services	41	1,443	-	-	-
S963	Funeral and related activities	45	86,114	34,141	38,266	12,363
S969	Other personal service activities, n.e.c.	6	293	-	-	-
	Autonomous Region in Muslim Mindanao	177	75,835	4,160	7,461	5,341
S951	Repair of computers and communications equipment	11	8,012	1,602	1,068	5,341
S961	Personal services for wellness, except sports activities	153	67,823	2,557	6,393	-
S963	Funeral and related activities	13	-	-	-	-

Continued

TABLE 9 Number of Establishments and Book Value of Tangible Fixed Assets by Type for Other Service Activities Establishments by Region and Industry Group: Philippines, 2018 *(continued)**(Values are in thousand PhP, except for number of establishments. Details may not add-up to total due to rounding and/or statistical disclosure control.)*

2009 PSIC Code	Region/ Industry Description	Book Value of Tangible Fixed Assets as of 31 December 2018					
		ICT Machinery and equipment	Specialized Industrial Machinery	General Industrial Machinery	Other Machinery and Equipment	Valuables	Other Tangible Fixed Assets
		(6)	(7)	(8)	(9)	(10)	(11)
	PHILIPPINES	1,232,329	729,791	5,280,274	8,072,207	259,843	5,031,493
S951	Repair of computers and communications equipment	49,797	2,663	83,570	6,934	934	23,804
S952	Repair of personal and household goods	99,525	10,809	199,799	30,568	3,947	163,204
S961	Personal services for wellness, except sports activities	942,009	226,861	3,534,989	7,740,410	92,179	4,459,474
S962	Laundry services	85,449	448,077	1,288,221	187,726	981	217,330
S963	Funeral and related activities	51,447	41,347	173,110	100,602	150,039	164,279
S969	Other personal service activities, n.e.c.	4,102	34	584	5,968	11,763	3,402
	National Capital Region	301,040	464,522	383,248	6,511,505	8,927	478,621
S951	Repair of computers and communications equipment	12,459	2,507	5,445	6,520	-	4,873
S952	Repair of personal and household goods	21,235	7,816	28,374	14,233	-	3,148
S961	Personal services for wellness, except sports activities	220,533	82,872	260,599	6,458,004	8,927	352,998
S962	Laundry services	31,007	371,117	71,039	8,591	-	113,545
S963	Funeral and related activities	15,806	210	17,791	23,981	-	1,699
S969	Other personal service activities, n.e.c.	-	-	-	176	-	2,357
	Cordillera Administrative Region	31,426	18,007	141,521	25,294	-	35,877
S951	Repair of computers and communications equipment	990	-	6,437	376	-	4,304
S952	Repair of personal and household goods	9,139	-	34,217	-	-	17,492
S961	Personal services for wellness, except sports activities	14,613	11,000	20,448	11,344	-	9,048
S962	Laundry services	950	-	74,268	-	-	1,959
S963	Funeral and related activities	5,734	7,007	6,152	13,575	-	2,954
S969	Other personal service activities, n.e.c.	-	-	-	-	-	118

Continued

TABLE 9 Number of Establishments and Book Value of Tangible Fixed Assets by Type for Other Service Activities Establishments by Region and Industry Group: Philippines, 2018 *(continued)**(Values are in thousand PhP, except for number of establishments. Details may not add-up to total due to rounding and/or statistical disclosure control.)*

2009 PSIC Code	Region/ Industry Description	Book Value of Tangible Fixed Assets as of 31 December 2018					
		ICT Machinery and equipment	Specialized Industrial Machinery	General Industrial Machinery	Other Machinery and Equipment	Valuables	Other Tangible Fixed Assets
		(6)	(7)	(8)	(9)	(10)	(11)
	I - Ilocos Region	11,760	2,394	96,431	617,335	-	29,170
S951	Repair of computers and communications equipment	2,447	-	160	-	-	1,748
S952	Repair of personal and household goods	33	-	6,980	144	-	1,705
S961	Personal services for wellness, except sports activities	7,699	-	15,725	597,145	-	12,021
S962	Laundry services	1,274	2,394	55,008	13,588	-	2,916
S963	Funeral and related activities	307	-	18,558	6,459	-	10,780
	II - Cagayan Valley	15,330	7,210	59,109	691	2,676	30,953
S951	Repair of computers and communications equipment	406	-	-	-	-	439
S952	Repair of personal and household goods	597	-	2,364	-	-	3,116
S961	Personal services for wellness, except sports activities	9,682	7,112	21,958	-	2,611	19,246
S962	Laundry services	4,123	-	31,385	-	-	495
S963	Funeral and related activities	522	98	3,402	691	65	7,658
S969	Other personal service activities, n.e.c.	-	-	-	-	-	-
	III - Central Luzon	17,324	12,216	190,678	60,785	35	29,089
S951	Repair of computers and communications equipment	1,366	-	278	-	-	710
S952	Repair of personal and household goods	2,926	275	5,097	5	-	85
S961	Personal services for wellness, except sports activities	6,905	11,941	17,754	36,464	35	17,132
S962	Laundry services	6,101	-	144,617	10,926	-	7,905
S963	Funeral and related activities	25	-	22,933	9,364	-	2,724
S969	Other personal service activities, n.e.c.	-	-	-	4,027	-	533
	IVA - CALABARZON	87,341	30,537	196,851	230,339	3,617	102,091
S951	Repair of computers and communications equipment	21,253	-	58,642	-	-	4,298

Continued

TABLE 9 Number of Establishments and Book Value of Tangible Fixed Assets by Type for Other Service Activities Establishments by Region and Industry Group: Philippines, 2018 *(continued)**(Values are in thousand PhP, except for number of establishments. Details may not add-up to total due to rounding and/or statistical disclosure control.)*

2009 PSIC Code	Region/ Industry Description	Book Value of Tangible Fixed Assets as of 31 December 2018					
		ICT Machinery and equipment	Specialized Industrial Machinery	General Industrial Machinery	Other Machinery and Equipment	Valuables	Other Tangible Fixed Assets
		(6)	(7)	(8)	(9)	(10)	(11)
S952	Repair of personal and household goods	4,384	493	13,709	10,381	2,884	2,626
S961	Personal services for wellness, except sports activities	54,708	19,374	23,731	65,937	-	66,998
S962	Laundry services	2,964	10,671	91,566	143,774	-	19,002
S963	Funeral and related activities	3,873	-	9,204	8,483	732	9,167
S969	Other personal service activities, n.e.c.	159	-	-	1,765	-	-
	MIMAROPA Region	24,518	10,260	180,399	14,812	-	81,549
S951	Repair of computers and communications equipment	S	S	S	S	S	S
S952	Repair of personal and household goods	S	S	S	S	S	S
S961	Personal services for wellness, except sports activities	22,572	9,931	3,945	639	-	74,639
S962	Laundry services	-	-	174,894	-	-	5,008
S963	Funeral and related activities	1,886	329	157	14,172	-	965
	V - Bicol Region	8,153	13,109	112,209	5,269	15,596	74,222
S951	Repair of computers and communications equipment	25	-	5,900	-	-	3,933
S952	Repair of personal and household goods	393	-	2,547	-	-	1,734
S961	Personal services for wellness, except sports activities	2,236	-	29,545	3,208	15,596	15,719
S962	Laundry services	3,463	6,185	19,276	2,062	-	660
S963	Funeral and related activities	2,036	6,924	54,942	-	-	52,175
	VI - Western Visayas	396,513	15,879	2,493,288	91,719	1,063	3,759,802
S951	Repair of computers and communications equipment	3,001	135	2,509	19	-	980
S952	Repair of personal and household goods	13,049	-	3,996	5,241	1,063	42,434
S961	Personal services for wellness, except sports activities	374,696	2,437	2,425,899	83,883	-	3,700,004
S962	Laundry services	2,737	10,308	47,484	-	-	9,380
S963	Funeral and related activities	3,030	3,000	13,402	2,576	-	7,003

Continued

TABLE 9 Number of Establishments and Book Value of Tangible Fixed Assets by Type for Other Service Activities Establishments by Region and Industry Group: Philippines, 2018 *(continued)**(Values are in thousand PhP, except for number of establishments. Details may not add-up to total due to rounding and/or statistical disclosure control.)*

2009 PSIC Code	Region/ Industry Description	Book Value of Tangible Fixed Assets as of 31 December 2018					
		ICT Machinery and equipment	Specialized Industrial Machinery	General Industrial Machinery	Other Machinery and Equipment	Valuables	Other Tangible Fixed Assets
		(6)	(7)	(8)	(9)	(10)	(11)
	VII - Central Visayas	142,089	22,885	132,717	19,754	66	91,892
S951	Repair of computers and communications equipment	1,399	-	-	-	-	654
S952	Repair of personal and household goods	4,108	1,987	6,948	-	-	3,644
S961	Personal services for wellness, except sports activities	135,551	-	113,543	8,183	66	48,055
S962	Laundry services	277	19,450	5,236	-	-	2,716
S963	Funeral and related activities	679	1,448	6,981	11,571	-	36,791
S969	Other personal service activities, n.e.c.	75	-	8	-	-	33
	VIII - Eastern Visayas	7,740	86,928	329,931	1,820	-	22,878
S951	Repair of computers and communications equipment	1,198	-	495	-	-	-
S952	Repair of personal and household goods	1,698	-	24,365	-	-	864
S961	Personal services for wellness, except sports activities	293	82,194	265,670	489	-	15,888
S962	Laundry services	-	1,486	29,118	-	-	82
S963	Funeral and related activities	4,309	3,248	10,282	1,331	-	6,043
S969	Other personal service activities, n.e.c.	241	-	-	-	-	-
	IX - Zamboanga Peninsula	34,664	17,194	229,295	20,888	60,000	56,576
S951	Repair of computers and communications equipment	S	S	S	S	S	S
S952	Repair of personal and household goods	412	-	2,109	213	-	653
S961	Personal services for wellness, except sports activities	9,813	-	195,684	14,831	59,402	47,179
S962	Laundry services	23,775	-	31,027	4,123	-	4,783
S963	Funeral and related activities	322	17,194	475	1,702	599	3,934
S969	Other personal service activities, n.e.c.	S	S	S	S	S	S

Continued

TABLE 9 Number of Establishments and Book Value of Tangible Fixed Assets by Type for Other Service Activities Establishments by Region and Industry Group: Philippines, 2018 *(continued)**(Values are in thousand PhP, except for number of establishments. Details may not add-up to total due to rounding and/or statistical disclosure control.)*

2009 PSIC Code	Region/ Industry Description	Book Value of Tangible Fixed Assets as of 31 December 2018					
		ICT Machinery and equipment	Specialized Industrial Machinery	General Industrial Machinery	Other Machinery and Equipment	Valuables	Other Tangible Fixed Assets
		(6)	(7)	(8)	(9)	(10)	(11)
	X - Northern Mindanao	39,546	-	318,004	5,353	166,882	28,082
S951	Repair of computers and communications equipment	2,337	-	-	-	934	-
S952	Repair of personal and household goods	9,374	-	64,824	305	-	24
S961	Personal services for wellness, except sports activities	14,826	-	11,188	977	5,542	6,130
S962	Laundry services	-	-	234,744	-	-	9,277
S963	Funeral and related activities	9,812	-	7,248	4,071	148,643	12,651
S969	Other personal service activities, n.e.c.	3,197	-	-	-	11,763	-
	XI - Davao Region	82,509	2,316	95,567	47,110	981	124,977
S951	Repair of computers and communications equipment	2,564	-	2,300	-	-	869
S952	Repair of personal and household goods	25,590	-	885	47	-	84,428
S961	Personal services for wellness, except sports activities	53,283	-	52,370	44,681	-	34,610
S962	Laundry services	213	628	39,500	-	981	1,517
S963	Funeral and related activities	793	1,654	-	2,382	-	3,313
S969	Other personal service activities, n.e.c.	67	34	512	-	-	240
	XII - SOCCSKSARGEN	21,905	26,077	261,064	397,648	-	78,377
S952	Repair of personal and household goods	3,066	238	2,874	-	-	356
S961	Personal services for wellness, except sports activities	8,323	-	17,818	394,185	-	33,731
S962	Laundry services	8,566	25,838	239,061	3,219	-	38,086
S963	Funeral and related activities	1,720	-	1,310	244	-	6,181
S969	Other personal service activities, n.e.c.	229	-	-	-	-	25
	XIII - Caraga	7,028	256	7,718	21,884	-	4,154
S951	Repair of computers and communications equipment	-	21	-	-	-	31

Continued

TABLE 9 Number of Establishments and Book Value of Tangible Fixed Assets by Type for Other Service Activities Establishments by Region and Industry Group: Philippines, 2018 *(concluded)**(Values are in thousand PhP, except for number of establishments. Details may not add-up to total due to rounding and/or statistical disclosure control.)*

2009 PSIC Code	Region/ Industry Description	Book Value of Tangible Fixed Assets as of 31 December 2018					
		ICT Machinery and equipment	Specialized Industrial Machinery	General Industrial Machinery	Other Machinery and Equipment	Valuables	Other Tangible Fixed Assets
		(6)	(7)	(8)	(9)	(10)	(11)
S952	Repair of personal and household goods	3,470	-	510	-	-	895
S961	Personal services for wellness, except sports activities	2,830	-	6,870	20,441	-	2,891
S962	Laundry services	-	-	-	1,443	-	-
S963	Funeral and related activities	594	235	274	-	-	241
S969	Other personal service activities, n.e.c.	134	-	64	-	-	96
	Autonomous Region in Muslim Mindanao	3,443	-	52,244	-	-	3,186
S951	Repair of computers and communications equipment	-	-	-	-	-	-
S961	Personal services for wellness, except sports activities	3,443	-	52,244	-	-	3,186
S963	Funeral and related activities	-	-	-	-	-	-

*Note:**- denotes zero value**S - Data Suppressed**Source: Philippine Statistics Authority, 2018 Census of Philippine Business and Industry*

TABLE 10 Number of Establishments and Book Value of Intangible Assets by Type for Other Service Activities Establishments by Region and Industry Group: Philippines, 2018

(Values are in thousand PhP, except for number of establishments. Details may not add-up to total due to rounding and/or statistical disclosure control.)

2009 PSIC Code	Region/ Industry Description	Number of Establishments	Book Value of Intangible Assets as of 31 December 2018					
			Total	Intangible Non- Produced Assets	Computer Software and Databases	Entertainment , Literary and Artistic Originals	Research and Development	Other Intangible Assets
		(1)	(2)	(3)	(4)	(5)	(6)	(7)
	PHILIPPINES	15,469	773,223	671,328	16,273	12,244	1,191	72,187
S951	Repair of computers and communications equipment	398	5,298	-	5,298	-	-	-
S952	Repair of personal and household goods	1,455	64,512	-	299	12,244	-	51,970
S961	Personal services for wellness, except sports activities	9,178	592,737	571,059	393	-	1,191	20,094
S962	Laundry services	2,881	102,015	93,032	8,983	-	-	-
S963	Funeral and related activities	1,475	8,651	7,236	1,291	-	-	124
S969	Other personal service activities, n.e.c.	81	9	-	9	-	-	-
	National Capital Region	2,393	575,768	551,433	8,325	12,244	1,191	2,575
S951	Repair of computers and communications equipment	39	661	-	661	-	-	-
S952	Repair of personal and household goods	151	12,529	-	278	12,244	-	8
S961	Personal services for wellness, except sports activities	1,856	555,437	551,433	368	-	1,191	2,444
S962	Laundry services	226	5,727	-	5,727	-	-	-
S963	Funeral and related activities	113	1,415	-	1,291	-	-	124
S969	Other personal service activities, n.e.c.	7	-	-	-	-	-	-
	Cordillera Administrative Region	763	17	-	17	-	-	-
S951	Repair of computers and communications equipment	21	17	-	17	-	-	-
S952	Repair of personal and household goods	101	-	-	-	-	-	-
S961	Personal services for wellness, except sports activities	323	-	-	-	-	-	-
S962	Laundry services	251	-	-	-	-	-	-
S963	Funeral and related activities	64	-	-	-	-	-	-
S969	Other personal service activities, n.e.c.	3	-	-	-	-	-	-
	I - Ilocos Region	836	-	-	-	-	-	-
S951	Repair of computers and communications equipment	21	-	-	-	-	-	-

Continued

TABLE 10 Number of Establishments and Book Value of Intangible Assets by Type for Other Service Activities Establishments by Region and Industry Group: Philippines, 2018 *(continued)**(Values are in thousand PhP, except for number of establishments. Details may not add-up to total due to rounding and/or statistical disclosure control.)*

2009 PSIC Code	Region/ Industry Description	Number of Establishments	Book Value of Intangible Assets as of 31 December 2018					
			Total	Intangible Non- Produced Assets	Computer Software and Databases	Entertainment , Literary and Artistic Originals	Research and Development	Other Intangible Assets
		(1)	(2)	(3)	(4)	(5)	(6)	(7)
S952	Repair of personal and household goods	72	-	-	-	-	-	-
S961	Personal services for wellness, except sports activities	477	-	-	-	-	-	-
S962	Laundry services	169	-	-	-	-	-	-
S963	Funeral and related activities	97	-	-	-	-	-	-
	II - Cagayan Valley	590	-	-	-	-	-	-
S951	Repair of computers and communications equipment	21	-	-	-	-	-	-
S952	Repair of personal and household goods	51	-	-	-	-	-	-
S961	Personal services for wellness, except sports activities	310	-	-	-	-	-	-
S962	Laundry services	124	-	-	-	-	-	-
S963	Funeral and related activities	78	-	-	-	-	-	-
S969	Other personal service activities, n.e.c.	6	-	-	-	-	-	-
	III - Central Luzon	1,124	12,904	12,369	534	-	-	-
S951	Repair of computers and communications equipment	64	534	-	534	-	-	-
S952	Repair of personal and household goods	145	-	-	-	-	-	-
S961	Personal services for wellness, except sports activities	521	-	-	-	-	-	-
S962	Laundry services	254	12,369	12,369	-	-	-	-
S963	Funeral and related activities	133	-	-	-	-	-	-
S969	Other personal service activities, n.e.c.	7	-	-	-	-	-	-
	IVA - CALABARZON	1,206	40,584	19,626	3,309	-	-	17,650
S951	Repair of computers and communications equipment	37	3,124	-	3,124	-	-	-
S952	Repair of personal and household goods	109	21	-	21	-	-	-
S961	Personal services for wellness, except sports activities	662	37,276	19,626	-	-	-	17,650
S962	Laundry services	263	164	-	164	-	-	-
S963	Funeral and related activities	120	-	-	-	-	-	-

Continued

TABLE 10 Number of Establishments and Book Value of Intangible Assets by Type for Other Service Activities Establishments by Region and Industry Group: Philippines, 2018 *(continued)**(Values are in thousand PhP, except for number of establishments. Details may not add-up to total due to rounding and/or statistical disclosure control.)*

2009 PSIC Code	Region/ Industry Description	Number of Establishments	Book Value of Intangible Assets as of 31 December 2018					
			Total	Intangible Non- Produced Assets	Computer Software and Databases	Entertainment , Literary and Artistic Originals	Research and Development	Other Intangible Assets
		(1)	(2)	(3)	(4)	(5)	(6)	(7)
S969	Other personal service activities, n.e.c.	14	-	-	-	-	-	-
	MIMAROPA Region	551	-	-	-	-	-	-
S951	Repair of computers and communications equipment	S	S	S	S	S	S	S
S952	Repair of personal and household goods	S	S	S	S	S	S	S
S961	Personal services for wellness, except sports activities	385	-	-	-	-	-	-
S962	Laundry services	86	-	-	-	-	-	-
S963	Funeral and related activities	71	-	-	-	-	-	-
	V - Bicol Region	974	51,962	-	-	-	-	51,962
S951	Repair of computers and communications equipment	26	-	-	-	-	-	-
S952	Repair of personal and household goods	125	51,962	-	-	-	-	51,962
S961	Personal services for wellness, except sports activities	505	-	-	-	-	-	-
S962	Laundry services	206	-	-	-	-	-	-
S963	Funeral and related activities	111	-	-	-	-	-	-
	VI - Western Visayas	1,028	-	-	-	-	-	-
S951	Repair of computers and communications equipment	50	-	-	-	-	-	-
S952	Repair of personal and household goods	99	-	-	-	-	-	-
S961	Personal services for wellness, except sports activities	606	-	-	-	-	-	-
S962	Laundry services	170	-	-	-	-	-	-
S963	Funeral and related activities	103	-	-	-	-	-	-
	VII - Central Visayas	1,602	25	-	25	-	-	-
S951	Repair of computers and communications equipment	21	-	-	-	-	-	-
S952	Repair of personal and household goods	162	-	-	-	-	-	-

Continued

TABLE 10 Number of Establishments and Book Value of Intangible Assets by Type for Other Service Activities Establishments by Region and Industry Group: Philippines, 2018 *(continued)**(Values are in thousand PhP, except for number of establishments. Details may not add-up to total due to rounding and/or statistical disclosure control.)*

2009 PSIC Code	Region/ Industry Description	Number of Establishments	Book Value of Intangible Assets as of 31 December 2018					
			Total	Intangible Non- Produced Assets	Computer Software and Databases	Entertainment , Literary and Artistic Originals	Research and Development	Other Intangible Assets
		(1)	(2)	(3)	(4)	(5)	(6)	(7)
S961	Personal services for wellness, except sports activities	1,040	25	-	25	-	-	-
S962	Laundry services	260	-	-	-	-	-	-
S963	Funeral and related activities	104	-	-	-	-	-	-
S969	Other personal service activities, n.e.c.	14	-	-	-	-	-	-
	VIII - Eastern Visayas	735	-	-	-	-	-	-
S951	Repair of computers and communications equipment	18	-	-	-	-	-	-
S952	Repair of personal and household goods	82	-	-	-	-	-	-
S961	Personal services for wellness, except sports activities	344	-	-	-	-	-	-
S962	Laundry services	206	-	-	-	-	-	-
S963	Funeral and related activities	78	-	-	-	-	-	-
S969	Other personal service activities, n.e.c.	6	-	-	-	-	-	-
	IX - Zamboanga Peninsula	948	-	-	-	-	-	-
S951	Repair of computers and communications equipment	S	S	S	S	S	S	S
S952	Repair of personal and household goods	84	-	-	-	-	-	-
S961	Personal services for wellness, except sports activities	583	-	-	-	-	-	-
S962	Laundry services	165	-	-	-	-	-	-
S963	Funeral and related activities	105	-	-	-	-	-	-
S969	Other personal service activities, n.e.c.	S	S	S	S	S	S	S
	X - Northern Mindanao	696	3,102	-	3,102	-	-	-
S951	Repair of computers and communications equipment	18	-	-	-	-	-	-
S952	Repair of personal and household goods	56	-	-	-	-	-	-
S961	Personal services for wellness, except sports activities	428	-	-	-	-	-	-
S962	Laundry services	124	3,092	-	3,092	-	-	-

Continued

TABLE 10 Number of Establishments and Book Value of Intangible Assets by Type for Other Service Activities Establishments by Region and Industry Group: Philippines, 2018 *(continued)**(Values are in thousand PhP, except for number of establishments. Details may not add-up to total due to rounding and/or statistical disclosure control.)*

2009 PSIC Code	Region/ Industry Description	Number of Establishments	Book Value of Intangible Assets as of 31 December 2018					
			Total	Intangible Non- Produced Assets	Computer Software and Databases	Entertainment , Literary and Artistic Originals	Research and Development	Other Intangible Assets
		(1)	(2)	(3)	(4)	(5)	(6)	(7)
S963	Funeral and related activities	63	-	-	-	-	-	-
S969	Other personal service activities, n.e.c.	6	9	-	9	-	-	-
	XI - Davao Region	664	56,172	55,210	961	-	-	-
S951	Repair of computers and communications equipment	21	961	-	961	-	-	-
S952	Repair of personal and household goods	120	-	-	-	-	-	-
S961	Personal services for wellness, except sports activities	368	-	-	-	-	-	-
S962	Laundry services	83	55,210	55,210	-	-	-	-
S963	Funeral and related activities	63	-	-	-	-	-	-
S969	Other personal service activities, n.e.c.	7	-	-	-	-	-	-
	XII - SOCCSKSARGEN	816	25,452	25,452	-	-	-	-
S952	Repair of personal and household goods	38	-	-	-	-	-	-
S961	Personal services for wellness, except sports activities	413	-	-	-	-	-	-
S962	Laundry services	251	25,452	25,452	-	-	-	-
S963	Funeral and related activities	110	-	-	-	-	-	-
S969	Other personal service activities, n.e.c.	4	-	-	-	-	-	-
	XIII - Caraga	364	7,236	7,236	-	-	-	-
S951	Repair of computers and communications equipment	9	-	-	-	-	-	-
S952	Repair of personal and household goods	59	-	-	-	-	-	-
S961	Personal services for wellness, except sports activities	203	-	-	-	-	-	-
S962	Laundry services	41	-	-	-	-	-	-
S963	Funeral and related activities	45	7,236	7,236	-	-	-	-
S969	Other personal service activities, n.e.c.	6	-	-	-	-	-	-

Continued

TABLE 10 Number of Establishments and Book Value of Intangible Assets by Type for Other Service Activities Establishments by Region and Industry Group: Philippines, 2018 *(concluded)**(Values are in thousand PhP, except for number of establishments. Details may not add-up to total due to rounding and/or statistical disclosure control.)*

2009 PSIC Code	Region/ Industry Description	Number of Establishments	Book Value of Intangible Assets as of 31 December 2018					
			Total	Intangible Non- Produced Assets	Computer Software and Databases	Entertainment , Literary and Artistic Originals	Research and Development	Other Intangible Assets
		(1)	(2)	(3)	(4)	(5)	(6)	(7)
	Autonomous Region in Muslim Mindanao	177	-	-	-	-	-	-
S951	Repair of computers and communications equipment	11	-	-	-	-	-	-
S961	Personal services for wellness, except sports activities	153	-	-	-	-	-	-
S963	Funeral and related activities	13	-	-	-	-	-	-

*Note:**- denotes zero value**S - Data Suppressed**Source: Philippine Statistics Authority, 2018 Census of Philippine Business and Industry*

TABLE 11 Number of Establishments and Value of Inventories for Other Service Activities Establishments by Region and Industry Group: Philippines, 2018

(Values are in thousand PhP, except for number of establishments. Details may not add-up to total due to rounding and/or statistical disclosure control.)

2009 PSIC Code	Region/ Industry Description	Number of Establishments	Value of Inventories as of 1 January 2018					
			Total	Materials and Supplies	Fuels, Lubricants Oils and Greases	Goods for Resale	Real Estate for Sale	Others
		(1)	(2)	(3)	(4)	(5)	(6)	(7)
	PHILIPPINES	15,469	4,732,613	2,830,634	14,441	1,599,366	288,173	-
S951	Repair of computers and communications equipment	398	1,454,121	1,425,616	1	28,504	-	-
S952	Repair of personal and household goods	1,455	731,278	474,580	1,350	255,349	-	-
S961	Personal services for wellness, except sports activities	9,178	1,411,836	745,163	5,138	661,535	-	-
S962	Laundry services	2,881	71,901	65,615	3,568	2,718	-	-
S963	Funeral and related activities	1,475	1,042,399	119,259	4,384	630,584	288,173	-
S969	Other personal service activities, n.e.c.	81	21,078	401	-	20,677	-	-
	National Capital Region	2,393	846,336	609,908	155	236,272	-	-
S951	Repair of computers and communications equipment	39	12,930	4,544	-	8,386	-	-
S952	Repair of personal and household goods	151	334,229	232,100	-	102,129	-	-
S961	Personal services for wellness, except sports activities	1,856	363,301	315,122	6	48,173	-	-
S962	Laundry services	226	14,095	14,095	-	-	-	-
S963	Funeral and related activities	113	121,782	44,047	150	77,585	-	-
S969	Other personal service activities, n.e.c.	7	-	-	-	-	-	-
	Cordillera Administrative Region	763	81,297	51,874	3,779	25,644	-	-
S951	Repair of computers and communications equipment	21	87	87	-	-	-	-
S952	Repair of personal and household goods	101	20,063	19,978	-	85	-	-
S961	Personal services for wellness, except sports activities	323	18,913	15,184	3,730	-	-	-
S962	Laundry services	251	6,399	6,350	49	-	-	-
S963	Funeral and related activities	64	35,835	10,276	-	25,559	-	-
S969	Other personal service activities, n.e.c.	3	-	-	-	-	-	-

Continued

TABLE 11 Number of Establishments and Value of Inventories for Other Service Activities Establishments by Region and Industry Group: Philippines, 2018 *(continued)*

(Values are in thousand PhP, except for number of establishments. Details may not add-up to total due to rounding and/or statistical disclosure control.)

2009 PSIC Code	Region/ Industry Description	Number of Establishments	Value of Inventories as of 1 January 2018					
			Total	Materials and Supplies	Fuels, Lubricants Oils and Greases	Goods for Resale	Real Estate for Sale	Others
		(1)	(2)	(3)	(4)	(5)	(6)	(7)
	I - Ilocos Region	836	64,356	34,716	739	28,901	-	-
S951	Repair of computers and communications equipment	21	-	-	-	-	-	-
S952	Repair of personal and household goods	72	17,645	16,943	702	-	-	-
S961	Personal services for wellness, except sports activities	477	29,126	8,107	-	21,019	-	-
S962	Laundry services	169	3,503	3,465	37	-	-	-
S963	Funeral and related activities	97	14,082	6,201	-	7,882	-	-
	II - Cagayan Valley	590	23,084	3,405	-	19,679	-	-
S951	Repair of computers and communications equipment	21	3,704	-	-	3,704	-	-
S952	Repair of personal and household goods	51	-	-	-	-	-	-
S961	Personal services for wellness, except sports activities	310	8,309	2,401	-	5,908	-	-
S962	Laundry services	124	-	-	-	-	-	-
S963	Funeral and related activities	78	10,558	1,004	-	9,554	-	-
S969	Other personal service activities, n.e.c.	6	513	-	-	513	-	-
	III - Central Luzon	1,124	79,735	51,363	543	27,829	-	-
S951	Repair of computers and communications equipment	64	6,413	2,365	-	4,048	-	-
S952	Repair of personal and household goods	145	6,713	458	-	6,255	-	-
S961	Personal services for wellness, except sports activities	521	55,979	42,099	-	13,880	-	-
S962	Laundry services	254	2,130	1,597	533	-	-	-
S963	Funeral and related activities	133	8,500	4,843	10	3,647	-	-
S969	Other personal service activities, n.e.c.	7	-	-	-	-	-	-
	IVA - CALABARZON	1,206	1,631,545	1,569,411	758	51,376	10,000	-
S951	Repair of computers and communications equipment	37	1 414 333	1 414 255	-	78	-	-

Continued

TABLE 11 Number of Establishments and Value of Inventories for Other Service Activities Establishments by Region and Industry Group: Philippines, 2018 *(continued)**(Values are in thousand PhP, except for number of establishments. Details may not add-up to total due to rounding and/or statistical disclosure control.)*

2009 PSIC Code	Region/ Industry Description	Number of Establishments	Value of Inventories as of 1 January 2018					
			Total	Materials and Supplies	Fuels, Lubricants Oils and Greases	Goods for Resale	Real Estate for Sale	Others
		(1)	(2)	(3)	(4)	(5)	(6)	(7)
S952	Repair of personal and household goods	109	61,383	33,283	136	27,963	-	-
S961	Personal services for wellness, except sports activities	662	91,358	90,893	-	465	-	-
S962	Laundry services	263	24,361	23,958	403	-	-	-
S963	Funeral and related activities	120	39,931	6,842	218	22,871	10,000	-
S969	Other personal service activities, n.e.c.	14	178	178	-	-	-	-
	MIMAROPA Region	551	55,192	16,520	661	38,010	-	-
S951	Repair of computers and communications equipment	S	S	S	S	S	S	S
S952	Repair of personal and household goods	S	S	S	S	S	S	S
S961	Personal services for wellness, except sports activities	385	44,484	9,730	658	34,096	-	-
S962	Laundry services	86	2,550	2,547	4	-	-	-
S963	Funeral and related activities	71	4,201	287	-	3,914	-	-
	V - Bicol Region	974	126,573	49,154	2,626	21,820	52,974	-
S951	Repair of computers and communications equipment	26	1,449	-	-	1,449	-	-
S952	Repair of personal and household goods	125	16,350	13,173	-	3,177	-	-
S961	Personal services for wellness, except sports activities	505	40,733	28,630	-	12,104	-	-
S962	Laundry services	206	4,483	1,951	2,532	-	-	-
S963	Funeral and related activities	111	63,558	5,400	93	5,090	52,974	-
	VI - Western Visayas	1,028	553,204	55,210	835	497,159	-	-
S951	Repair of computers and communications equipment	50	6,607	6	1	6,599	-	-
S952	Repair of personal and household goods	99	90,077	48,815	89	41,173	-	-
S961	Personal services for wellness, except sports activities	606	431,804	3,115	354	428,336	-	-
S962	Laundry services	170	3,345	627	-	2,718	-	-
S963	Funeral and related activities	103	21,371	2,646	391	18,333	-	-

Continued

TABLE 11 Number of Establishments and Value of Inventories for Other Service Activities Establishments by Region and Industry Group: Philippines, 2018 *(continued)*

(Values are in thousand PhP, except for number of establishments. Details may not add-up to total due to rounding and/or statistical disclosure control.)

2009 PSIC Code	Region/ Industry Description	Number of Establishments	Value of Inventories as of 1 January 2018					
			Total	Materials and Supplies	Fuels, Lubricants Oils and Greases	Goods for Resale	Real Estate for Sale	Others
		(1)	(2)	(3)	(4)	(5)	(6)	(7)
	VII - Central Visayas	1,602	195,990	119,163	401	76,426	-	-
S951	Repair of computers and communications equipment	21	-	-	-	-	-	-
S952	Repair of personal and household goods	162	58,880	8,999	10	49,871	-	-
S961	Personal services for wellness, except sports activities	1,040	99,251	93,374	391	5,486	-	-
S962	Laundry services	260	412	412	-	-	-	-
S963	Funeral and related activities	104	37,447	16,378	-	21,069	-	-
S969	Other personal service activities, n.e.c.	14	-	-	-	-	-	-
	VIII - Eastern Visayas	735	47,866	15,317	10	32,539	-	-
S951	Repair of computers and communications equipment	18	-	-	-	-	-	-
S952	Repair of personal and household goods	82	4,729	3,364	-	1,366	-	-
S961	Personal services for wellness, except sports activities	344	36,300	11,519	-	24,781	-	-
S962	Laundry services	206	10	-	10	-	-	-
S963	Funeral and related activities	78	6,826	434	-	6,392	-	-
S969	Other personal service activities, n.e.c.	6	-	-	-	-	-	-
	IX - Zamboanga Peninsula	948	113,232	57,025	451	55,756	-	-
S951	Repair of computers and communications equipment	S	S	S	S	S	S	S
S952	Repair of personal and household goods	84	2,464	725	5	1,734	-	-
S961	Personal services for wellness, except sports activities	583	57,372	54,806	-	2,566	-	-
S962	Laundry services	165	82	82	-	-	-	-
S963	Funeral and related activities	105	53,153	1,412	446	51,296	-	-
S969	Other personal service activities, n.e.c.	S	S	S	S	S	S	S

Continued

TABLE 11 Number of Establishments and Value of Inventories for Other Service Activities Establishments by Region and Industry Group: Philippines, 2018 *(continued)**(Values are in thousand PhP, except for number of establishments. Details may not add-up to total due to rounding and/or statistical disclosure control.)*

2009 PSIC Code	Region/ Industry Description	Number of Establishments	Value of Inventories as of 1 January 2018					
			Total	Materials and Supplies	Fuels, Lubricants Oils and Greases	Goods for Resale	Real Estate for Sale	Others
		(1)	(2)	(3)	(4)	(5)	(6)	(7)
	X - Northern Mindanao	696	623,763	18,674	2,884	380,633	221,571	-
S951	Repair of computers and communications equipment	18	2,739	-	-	2,739	-	-
S952	Repair of personal and household goods	56	8,125	2,208	396	5,521	-	-
S961	Personal services for wellness, except sports activities	428	39,038	16,466	-	22,571	-	-
S962	Laundry services	124	-	-	-	-	-	-
S963	Funeral and related activities	63	554,082	-	2,488	330,022	221,571	-
S969	Other personal service activities, n.e.c.	6	19,780	-	-	19,780	-	-
	XI - Davao Region	664	174,932	125,030	-	49,901	-	-
S951	Repair of computers and communications equipment	21	401	401	-	-	-	-
S952	Repair of personal and household goods	120	104,966	92,490	-	12,476	-	-
S961	Personal services for wellness, except sports activities	368	36,489	30,741	-	5,748	-	-
S962	Laundry services	83	-	-	-	-	-	-
S963	Funeral and related activities	63	32,659	1,207	-	31,452	-	-
S969	Other personal service activities, n.e.c.	7	417	191	-	225	-	-
	XII - SOCCSKSARGEN	816	46,778	39,198	-	3,953	3,628	-
S952	Repair of personal and household goods	38	1,474	-	-	1,474	-	-
S961	Personal services for wellness, except sports activities	413	10,649	10,649	-	-	-	-
S962	Laundry services	251	10,530	10,530	-	-	-	-
S963	Funeral and related activities	110	24,126	18,019	-	2,479	3,628	-
S969	Other personal service activities, n.e.c.	4	-	-	-	-	-	-
	XIII - Caraga	364	23,390	5,719	599	17,072	-	-
S951	Repair of computers and communications equipment	9	1 342	-	-	1 342	-	-

Continued

TABLE 11 Number of Establishments and Value of Inventories for Other Service Activities Establishments by Region and Industry Group: Philippines, 2018 *(continued)*

(Values are in thousand PhP, except for number of establishments. Details may not add-up to total due to rounding and/or statistical disclosure control.)

2009 PSIC Code	Region/ Industry Description	Number of Establishments	Value of Inventories as of 1 January 2018					
			Total	Materials and Supplies	Fuels, Lubricants Oils and Greases	Goods for Resale	Real Estate for Sale	Others
		(1)	(2)	(3)	(4)	(5)	(6)	(7)
S952	Repair of personal and household goods	59	4,180	2,043	11	2,125	-	-
S961	Personal services for wellness, except sports activities	203	3,389	3,383	-	6	-	-
S962	Laundry services	41	-	-	-	-	-	-
S963	Funeral and related activities	45	14,288	261	587	13,440	-	-
S969	Other personal service activities, n.e.c.	6	191	32	-	159	-	-
	Autonomous Region in Muslim Mindanao	177	45,341	8,945	-	36,396	-	-
S951	Repair of computers and communications equipment	11	-	-	-	-	-	-
S961	Personal services for wellness, except sports activities	153	45,341	8,945	-	36,396	-	-
S963	Funeral and related activities	13	-	-	-	-	-	-

Continued

TABLE 11 Number of Establishments and Value of Inventories for Other Service Activities Establishments by Region and Industry Group: Philippines, 2018 *(continued)**(Values are in thousand PhP, except for number of establishments. Details may not add-up to total due to rounding and/or statistical disclosure control.)*

2009 PSIC Code	Region/ Industry Description	Value of Inventories as of 31 December 2018					
		Total	Materials and Supplies	Fuels, Lubricants Oils and Greases	Goods for Resale	Real Estate for Sale	Others
		(8)	(9)	(10)	(11)	(12)	(13)
	PHILIPPINES	4,933,114	2,799,494	25,109	1,820,649	287,862	-
S951	Repair of computers and communications equipment	1,041,933	1,001,583	6	40,345	-	-
S952	Repair of personal and household goods	1,165,469	845,371	2,572	317,526	-	-
S961	Personal services for wellness, except sports activities	1,503,421	756,089	7,096	740,237	-	-
S962	Laundry services	76,138	67,603	6,149	2,387	-	-
S963	Funeral and related activities	1,120,085	126,925	9,287	696,010	287,862	-
S969	Other personal service activities, n.e.c.	26,068	1,923	-	24,145	-	-
	National Capital Region	1,024,777	663,854	6,690	354,232	-	-
S951	Repair of computers and communications equipment	23,798	6,801	-	16,997	-	-
S952	Repair of personal and household goods	416,585	268,188	-	148,397	-	-
S961	Personal services for wellness, except sports activities	430,428	351,868	6	78,554	-	-
S962	Laundry services	3,269	3,269	-	-	-	-
S963	Funeral and related activities	150,696	33,728	6,685	110,284	-	-
S969	Other personal service activities, n.e.c.	-	-	-	-	-	-
	Cordillera Administrative Region	120,487	91,098	4,491	24,899	-	-
S951	Repair of computers and communications equipment	6,421	6,421	-	-	-	-
S952	Repair of personal and household goods	56,485	56,343	-	142	-	-
S961	Personal services for wellness, except sports activities	19,757	15,275	4,482	-	-	-
S962	Laundry services	4,212	4,204	8	-	-	-
S963	Funeral and related activities	33,346	8,589	-	24,757	-	-
S969	Other personal service activities, n.e.c.	266	266	-	-	-	-

Continued

TABLE 11 Number of Establishments and Value of Inventories for Other Service Activities Establishments by Region and Industry Group: Philippines, 2018 (*continued*)

(Values are in thousand PhP, except for number of establishments. Details may not add-up to total due to rounding and/or statistical disclosure control.)

2009 PSIC Code	Region/ Industry Description	Value of Inventories as of 31 December 2018					
		Total	Materials and Supplies	Fuels, Lubricants Oils and Greases	Goods for Resale	Real Estate for Sale	Others
		(8)	(9)	(10)	(11)	(12)	(13)
	I - Ilocos Region	90,347	47,242	1,330	41,775	-	-
S951	Repair of computers and communications equipment	893	-	-	893	-	-
S952	Repair of personal and household goods	16,436	15,798	638	-	-	-
S961	Personal services for wellness, except sports activities	43,134	11,589	-	31,546	-	-
S962	Laundry services	12,910	12,218	693	-	-	-
S963	Funeral and related activities	16,973	7,637	-	9,336	-	-
	II - Cagayan Valley	31,682	4,345	-	27,337	-	-
S951	Repair of computers and communications equipment	5,707	-	-	5,707	-	-
S952	Repair of personal and household goods	-	-	-	-	-	-
S961	Personal services for wellness, except sports activities	9,207	2,534	-	6,673	-	-
S962	Laundry services	206	206	-	-	-	-
S963	Funeral and related activities	16,006	1,605	-	14,401	-	-
S969	Other personal service activities, n.e.c.	556	-	-	556	-	-
	III - Central Luzon	91,468	61,801	1,880	27,787	-	-
S951	Repair of computers and communications equipment	7,346	2,908	-	4,439	-	-
S952	Repair of personal and household goods	9,955	457	-	9,498	-	-
S961	Personal services for wellness, except sports activities	57,199	46,941	-	10,258	-	-
S962	Laundry services	2,277	1,851	427	-	-	-
S963	Funeral and related activities	13,493	8,448	1,453	3,592	-	-
S969	Other personal service activities, n.e.c.	1,196	1,196	-	-	-	-
	IVA - CALABARZON	1,183,649	1,101,072	628	73,043	8,907	-
S951	Repair of computers and communications equipment	975,767	975,720	-	47	-	-

Continued

TABLE 11 Number of Establishments and Value of Inventories for Other Service Activities Establishments by Region and Industry Group: Philippines, 2018 *(continued)*

(Values are in thousand PhP, except for number of establishments. Details may not add-up to total due to rounding and/or statistical disclosure control.)

2009 PSIC Code	Region/ Industry Description	Value of Inventories as of 31 December 2018					
		Total	Materials and Supplies	Fuels, Lubricants Oils and Greases	Goods for Resale	Real Estate for Sale	Others
		(8)	(9)	(10)	(11)	(12)	(13)
S952	Repair of personal and household goods	74,457	25,545	45	48,866	-	-
S961	Personal services for wellness, except sports activities	71,198	70,654	40	504	-	-
S962	Laundry services	18,029	17,677	352	-	-	-
S963	Funeral and related activities	43,976	11,252	190	23,626	8,907	-
S969	Other personal service activities, n.e.c.	223	223	-	-	-	-
	MIMAROPA Region	43,912	9,916	742	33,254	-	-
S951	Repair of computers and communications equipment	S	S	S	S	S	S
S952	Repair of personal and household goods	S	S	S	S	S	S
S961	Personal services for wellness, except sports activities	33,340	4,173	740	28,427	-	-
S962	Laundry services	1,984	1,982	2	-	-	-
S963	Funeral and related activities	5,223	397	-	4,827	-	-
	V - Bicol Region	138,890	63,095	2,767	24,059	48,968	-
S951	Repair of computers and communications equipment	12,560	5,924	-	6,636	-	-
S952	Repair of personal and household goods	33,195	30,216	-	2,978	-	-
S961	Personal services for wellness, except sports activities	30,937	20,281	265	10,390	-	-
S962	Laundry services	4,126	1,718	2,409	-	-	-
S963	Funeral and related activities	58,072	4,956	93	4,055	48,968	-
	VI - Western Visayas	706,593	149,302	738	556,553	-	-
S951	Repair of computers and communications equipment	2,205	6	6	2,193	-	-
S952	Repair of personal and household goods	182,589	141,598	234	40,757	-	-
S961	Personal services for wellness, except sports activities	494,423	3,225	368	490,830	-	-
S962	Laundry services	1,810	473	-	1,337	-	-
S963	Funeral and related activities	25,565	3,999	130	21,436	-	-

Continued

TABLE 11 Number of Establishments and Value of Inventories for Other Service Activities Establishments by Region and Industry Group: Philippines, 2018 (*continued*)

(Values are in thousand PhP, except for number of establishments. Details may not add-up to total due to rounding and/or statistical disclosure control.)

2009 PSIC Code	Region/ Industry Description	Value of Inventories as of 31 December 2018					
		Total	Materials and Supplies	Fuels, Lubricants Oils and Greases	Goods for Resale	Real Estate for Sale	Others
		(8)	(9)	(10)	(11)	(12)	(13)
	VII - Central Visayas	221,382	146,021	4,996	70,365	-	-
S951	Repair of computers and communications equipment	-	-	-	-	-	-
S952	Repair of personal and household goods	65,933	17,121	1,550	47,262	-	-
S961	Personal services for wellness, except sports activities	95,720	90,149	1,195	4,375	-	-
S962	Laundry services	17,574	15,323	2,250	-	-	-
S963	Funeral and related activities	42,155	23,427	-	18,728	-	-
S969	Other personal service activities, n.e.c.	-	-	-	-	-	-
	VIII - Eastern Visayas	16,756	11,830	8	4,918	-	-
S951	Repair of computers and communications equipment	-	-	-	-	-	-
S952	Repair of personal and household goods	3,893	2,403	-	1,490	-	-
S961	Personal services for wellness, except sports activities	10,377	7,911	-	2,466	-	-
S962	Laundry services	8	-	8	-	-	-
S963	Funeral and related activities	2,475	1,512	-	963	-	-
S969	Other personal service activities, n.e.c.	3	3	-	-	-	-
	IX - Zamboanga Peninsula	101,311	51,490	523	49,298	-	-
S951	Repair of computers and communications equipment	S	S	S	S	S	S
S952	Repair of personal and household goods	1,963	262	6	1,696	-	-
S961	Personal services for wellness, except sports activities	55,521	50,644	-	4,876	-	-
S962	Laundry services	16	16	-	-	-	-
S963	Funeral and related activities	43,543	567	518	42,459	-	-
S969	Other personal service activities, n.e.c.	S	S	S	S	S	S

Continued

TABLE 11 Number of Establishments and Value of Inventories for Other Service Activities Establishments by Region and Industry Group: Philippines, 2018 *(continued)**(Values are in thousand PhP, except for number of establishments. Details may not add-up to total due to rounding and/or statistical disclosure control.)*

2009 PSIC Code	Region/ Industry Description	Value of Inventories as of 31 December 2018					
		Total	Materials and Supplies	Fuels, Lubricants Oils and Greases	Goods for Resale	Real Estate for Sale	Others
		(8)	(9)	(10)	(11)	(12)	(13)
	X - Northern Mindanao	681,294	19,960	298	432,521	228,515	-
S951	Repair of computers and communications equipment	1,030	-	-	1,030	-	-
S952	Repair of personal and household goods	16,337	5,106	94	11,137	-	-
S961	Personal services for wellness, except sports activities	36,975	14,771	-	22,205	-	-
S962	Laundry services	-	-	-	-	-	-
S963	Funeral and related activities	603,655	83	204	374,853	228,515	-
S969	Other personal service activities, n.e.c.	23,297	-	-	23,297	-	-
	XI - Davao Region	343,187	314,099	-	29,088	-	-
S951	Repair of computers and communications equipment	438	438	-	-	-	-
S952	Repair of personal and household goods	276,613	276,613	-	-	-	-
S961	Personal services for wellness, except sports activities	42,832	35,778	-	7,054	-	-
S962	Laundry services	1,049	-	-	1,049	-	-
S963	Funeral and related activities	21,836	1,047	-	20,789	-	-
S969	Other personal service activities, n.e.c.	419	223	-	196	-	-
	XII - SOCCSKSARGEN	45,339	38,969	-	4,898	1,473	-
S952	Repair of personal and household goods	2,328	-	-	2,328	-	-
S961	Personal services for wellness, except sports activities	10,754	10,754	-	-	-	-
S962	Laundry services	8,665	8,665	-	-	-	-
S963	Funeral and related activities	23,592	19,550	-	2,570	1,473	-
S969	Other personal service activities, n.e.c.	-	-	-	-	-	-
	XIII - Caraga	33,261	8,695	17	24,549	-	-
S951	Repair of computers and communications equipment	2,137	-	-	2,137	-	-

Continued

TABLE 11 Number of Establishments and Value of Inventories for Other Service Activities Establishments by Region and Industry Group: Philippines, 2018 *(concluded)*

(Values are in thousand PhP, except for number of establishments. Details may not add-up to total due to rounding and/or statistical disclosure control.)

2009 PSIC Code	Region/ Industry Description	Value of Inventories as of 31 December 2018					
		Total	Materials and Supplies	Fuels, Lubricants Oils and Greases	Goods for Resale	Real Estate for Sale	Others
		(8)	(9)	(10)	(11)	(12)	(13)
S952	Repair of personal and household goods	8,699	5,720	4	2,975	-	-
S961	Personal services for wellness, except sports activities	2,840	2,832	-	8	-	-
S962	Laundry services	-	-	-	-	-	-
S963	Funeral and related activities	19,477	130	13	19,333	-	-
S969	Other personal service activities, n.e.c.	108	13	-	96	-	-
	Autonomous Region in Muslim Mindanao	58,779	16,708	-	42,071	-	-
S951	Repair of computers and communications equipment	-	-	-	-	-	-
S961	Personal services for wellness, except sports activities	58,779	16,708	-	42,071	-	-
S963	Funeral and related activities	-	-	-	-	-	-

Note:

- denotes zero value

S - Data Suppressed

Source: Philippine Statistics Authority, 2018 Census of Philippine Business and Industry

TABLE 12 Number of Establishments, Research and Development (R&D) Personnel by Sex, Expense and Intangible Assets for Other Service Activities Establishments by Region and Industry Group: Philippines, 2018*(Values are in thousand PhP, except for number of establishments and R&D Personnel. Details may not add-up to total due to rounding and/or statistical disclosure control.)*

2009 PSIC Code	Region/ Industry Description	Number of Establishments	R & D Personnel as of 15 November 2018			Compensation of R&D
			Total	Male	Female	
		(1)	(2)	(3)	(4)	(5)
	PHILIPPINES	15,469	27	18	9	9,498
S951	Repair of computers and communications equipment	398	24	15	9	8,412
S952	Repair of personal and household goods	1,455	-	-	-	-
S961	Personal services for wellness, except sports activities	9,178	-	-	-	-
S962	Laundry services	2,881	3	3	-	1,086
S963	Funeral and related activities	1,475	-	-	-	-
S969	Other personal service activities, n.e.c.	81	-	-	-	-
	National Capital Region	2,393	3	3	-	802
S951	Repair of computers and communications equipment	39	3	3	-	802
S952	Repair of personal and household goods	151	-	-	-	-
S961	Personal services for wellness, except sports activities	1,856	-	-	-	-
S962	Laundry services	226	-	-	-	-
S963	Funeral and related activities	113	-	-	-	-
S969	Other personal service activities, n.e.c.	7	-	-	-	-
	Cordillera Administrative Region	763	-	-	-	-
S951	Repair of computers and communications equipment	21	-	-	-	-
S952	Repair of personal and household goods	101	-	-	-	-
S961	Personal services for wellness, except sports activities	323	-	-	-	-
S962	Laundry services	251	-	-	-	-
S963	Funeral and related activities	64	-	-	-	-
S969	Other personal service activities, n.e.c.	3	-	-	-	-
	I - Ilocos Region	836	-	-	-	-
S951	Repair of computers and communications equipment	21	-	-	-	-

Continued

TABLE 12 Number of Establishments, Research and Development (R&D) Personnel by Sex, Expense and Intangible Assets for Other Service Activities Establishments by Region and Industry Group: Philippines, 2018 *(continued)**(Values are in thousand PHP, except for number of establishments and R&D Personnel. Details may not add-up to total due to rounding and/or statistical disclosure control.)*

2009 PSIC Code	Region/ Industry Description	Number of Establishments	R & D Personnel as of 15 November 2018			Compensation of R&D
			Total	Male	Female	
		(1)	(2)	(3)	(4)	(5)
S952	Repair of personal and household goods	72	-	-	-	-
S961	Personal services for wellness, except sports activities	477	-	-	-	-
S962	Laundry services	169	-	-	-	-
S963	Funeral and related activities	97	-	-	-	-
	II - Cagayan Valley	590	-	-	-	-
S951	Repair of computers and communications equipment	21	-	-	-	-
S952	Repair of personal and household goods	51	-	-	-	-
S961	Personal services for wellness, except sports activities	310	-	-	-	-
S962	Laundry services	124	-	-	-	-
S963	Funeral and related activities	78	-	-	-	-
S969	Other personal service activities, n.e.c.	6	-	-	-	-
	III - Central Luzon	1,124	-	-	-	-
S951	Repair of computers and communications equipment	64	-	-	-	-
S952	Repair of personal and household goods	145	-	-	-	-
S961	Personal services for wellness, except sports activities	521	-	-	-	-
S962	Laundry services	254	-	-	-	-
S963	Funeral and related activities	133	-	-	-	-
S969	Other personal service activities, n.e.c.	7	-	-	-	-
	IVA - CALABARZON	1,206	24	15	9	8,696
S951	Repair of computers and communications equipment	37	21	12	9	7,609
S952	Repair of personal and household goods	109	-	-	-	-
S961	Personal services for wellness, except sports activities	662	-	-	-	-
S962	Laundry services	263	3	3	-	1,086

Continued

TABLE 12 Number of Establishments, Research and Development (R&D) Personnel by Sex, Expense and Intangible Assets for Other Service Activities Establishments by Region and Industry Group: Philippines, 2018 *(continued)**(Values are in thousand PhP, except for number of establishments and R&D Personnel. Details may not add-up to total due to rounding and/or statistical disclosure control.)*

2009 PSIC Code	Region/ Industry Description	Number of Establishments	R & D Personnel as of 15 November 2018			Compensation of R&D
			Total	Male	Female	
		(1)	(2)	(3)	(4)	(5)
S963	Funeral and related activities	120	-	-	-	-
S969	Other personal service activities, n.e.c.	14	-	-	-	-
	MIMAROPA Region	551	-	-	-	-
S951	Repair of computers and communications equipment	S	S	S	S	S
S952	Repair of personal and household goods	S	S	S	S	S
S961	Personal services for wellness, except sports activities	385	-	-	-	-
S962	Laundry services	86	-	-	-	-
S963	Funeral and related activities	71	-	-	-	-
	V - Bicol Region	974	-	-	-	-
S951	Repair of computers and communications equipment	26	-	-	-	-
S952	Repair of personal and household goods	125	-	-	-	-
S961	Personal services for wellness, except sports activities	505	-	-	-	-
S962	Laundry services	206	-	-	-	-
S963	Funeral and related activities	111	-	-	-	-
	VI - Western Visayas	1,028	-	-	-	-
S951	Repair of computers and communications equipment	50	-	-	-	-
S952	Repair of personal and household goods	99	-	-	-	-
S961	Personal services for wellness, except sports activities	606	-	-	-	-
S962	Laundry services	170	-	-	-	-
S963	Funeral and related activities	103	-	-	-	-
	VII - Central Visayas	1,602	-	-	-	-
S951	Repair of computers and communications equipment	21	-	-	-	-
S952	Repair of personal and household goods	162	-	-	-	-

Continued

TABLE 12 Number of Establishments, Research and Development (R&D) Personnel by Sex, Expense and Intangible Assets for Other Service Activities Establishments by Region and Industry Group: Philippines, 2018 *(continued)**(Values are in thousand PhP, except for number of establishments and R&D Personnel. Details may not add-up to total due to rounding and/or statistical disclosure control.)*

2009 PSIC Code	Region/ Industry Description	Number of Establishments	R & D Personnel as of 15 November 2018			Compensation of R&D
			Total	Male	Female	
		(1)	(2)	(3)	(4)	(5)
S961	Personal services for wellness, except sports activities	1,040	-	-	-	-
S962	Laundry services	260	-	-	-	-
S963	Funeral and related activities	104	-	-	-	-
S969	Other personal service activities, n.e.c.	14	-	-	-	-
	VIII - Eastern Visayas	735	-	-	-	-
S951	Repair of computers and communications equipment	18	-	-	-	-
S952	Repair of personal and household goods	82	-	-	-	-
S961	Personal services for wellness, except sports activities	344	-	-	-	-
S962	Laundry services	206	-	-	-	-
S963	Funeral and related activities	78	-	-	-	-
S969	Other personal service activities, n.e.c.	6	-	-	-	-
	IX - Zamboanga Peninsula	948	-	-	-	-
S951	Repair of computers and communications equipment	S	S	S	S	S
S952	Repair of personal and household goods	84	-	-	-	-
S961	Personal services for wellness, except sports activities	583	-	-	-	-
S962	Laundry services	165	-	-	-	-
S963	Funeral and related activities	105	-	-	-	-
S969	Other personal service activities, n.e.c.	S	S	S	S	S
	X - Northern Mindanao	696	-	-	-	-
S951	Repair of computers and communications equipment	18	-	-	-	-
S952	Repair of personal and household goods	56	-	-	-	-
S961	Personal services for wellness, except sports activities	428	-	-	-	-
S962	Laundry services	124	-	-	-	-

Continued

TABLE 12 Number of Establishments, Research and Development (R&D) Personnel by Sex, Expense and Intangible Assets for Other Service Activities Establishments by Region and Industry Group: Philippines, 2018 *(continued)**(Values are in thousand PhP, except for number of establishments and R&D Personnel. Details may not add-up to total due to rounding and/or statistical disclosure control.)*

2009 PSIC Code	Region/ Industry Description	Number of Establishments	R & D Personnel as of 15 November 2018			Compensation of R&D
			Total	Male	Female	
		(1)	(2)	(3)	(4)	(5)
S963	Funeral and related activities	63	-	-	-	-
S969	Other personal service activities, n.e.c.	6	-	-	-	-
	XI - Davao Region	664	-	-	-	-
S951	Repair of computers and communications equipment	21	-	-	-	-
S952	Repair of personal and household goods	120	-	-	-	-
S961	Personal services for wellness, except sports activities	368	-	-	-	-
S962	Laundry services	83	-	-	-	-
S963	Funeral and related activities	63	-	-	-	-
S969	Other personal service activities, n.e.c.	7	-	-	-	-
	XII - SOCCSKSARGEN	816	-	-	-	-
S952	Repair of personal and household goods	38	-	-	-	-
S961	Personal services for wellness, except sports activities	413	-	-	-	-
S962	Laundry services	251	-	-	-	-
S963	Funeral and related activities	110	-	-	-	-
S969	Other personal service activities, n.e.c.	4	-	-	-	-
	XIII - Caraga	364	-	-	-	-
S951	Repair of computers and communications equipment	9	-	-	-	-
S952	Repair of personal and household goods	59	-	-	-	-
S961	Personal services for wellness, except sports activities	203	-	-	-	-
S962	Laundry services	41	-	-	-	-
S963	Funeral and related activities	45	-	-	-	-
S969	Other personal service activities, n.e.c.	6	-	-	-	-

Continued

TABLE 12 Number of Establishments, Research and Development (R&D) Personnel by Sex, Expense and Intangible Assets for Other Service Activities Establishments by Region and Industry Group: Philippines, 2018 *(continued)*

(Values are in thousand PhP, except for number of establishments and R&D Personnel. Details may not add-up to total due to rounding and/or statistical disclosure control.)

2009 PSIC Code	Region/ Industry Description	Number of Establishments	R & D Personnel as of 15 November 2018			Compensation of R&D
			Total	Male	Female	
		(1)	(2)	(3)	(4)	(5)
	Autonomous Region in Muslim Mindanao	177	-	-	-	-
S951	Repair of computers and communications equipment	11	-	-	-	-
S961	Personal services for wellness, except sports activities	153	-	-	-	-
S963	Funeral and related activities	13	-	-	-	-

Continued

TABLE 12 Number of Establishments, Research and Development (R&D) Personnel by Sex, Expense and Intangible Assets for Other Service Activities Establishments by Region and Industry Group: Philippines, 2018 *(continued)**(Values are in thousand PhP, except for number of establishments and R&D Personnel. Details may not add-up to total due to rounding and/or statistical disclosure control.)*

2009 PSIC Code	Region/ Industry Description	R&D Expense	Intangible Assets for R&D	
			Capital Expenditures	Book Value as of 15 November 2018
		(6)	(7)	(8)
	PHILIPPINES	6,573	-	1,191
S951	Repair of computers and communications equipment	1,785	-	-
S952	Repair of personal and household goods	631	-	-
S961	Personal services for wellness, except sports activities	160	-	1,191
S962	Laundry services	3,935	-	-
S963	Funeral and related activities	63	-	-
S969	Other personal service activities, n.e.c.	-	-	-
	National Capital Region	4,136	-	1,191
S951	Repair of computers and communications equipment	755	-	-
S952	Repair of personal and household goods	-	-	-
S961	Personal services for wellness, except sports activities	-	-	1,191
S962	Laundry services	3,381	-	-
S963	Funeral and related activities	-	-	-
S969	Other personal service activities, n.e.c.	-	-	-
	Cordillera Administrative Region	-	-	-
S951	Repair of computers and communications equipment	-	-	-
S952	Repair of personal and household goods	-	-	-
S961	Personal services for wellness, except sports activities	-	-	-
S962	Laundry services	-	-	-
S963	Funeral and related activities	-	-	-
S969	Other personal service activities, n.e.c.	-	-	-
	I - Ilocos Region	-	-	-
S951	Repair of computers and communications equipment	-	-	-

Continued

TABLE 12 Number of Establishments, Research and Development (R&D) Personnel by Sex, Expense and Intangible Assets for Other Service Activities Establishments by Region and Industry Group: Philippines, 2018 *(continued)*

(Values are in thousand PHP, except for number of establishments and R&D Personnel. Details may not add-up to total due to rounding and/or statistical disclosure control.)

2009 PSIC Code	Region/ Industry Description	R&D Expense	Intangible Assets for R&D	
			Capital Expenditures	Book Value as of 15 November 2018
		(6)	(7)	(8)
S952	Repair of personal and household goods	-	-	-
S961	Personal services for wellness, except sports activities	-	-	-
S962	Laundry services	-	-	-
S963	Funeral and related activities	-	-	-
	II - Cagayan Valley	-	-	-
S951	Repair of computers and communications equipment	-	-	-
S952	Repair of personal and household goods	-	-	-
S961	Personal services for wellness, except sports activities	-	-	-
S962	Laundry services	-	-	-
S963	Funeral and related activities	-	-	-
S969	Other personal service activities, n.e.c.	-	-	-
	III - Central Luzon	-	-	-
S951	Repair of computers and communications equipment	-	-	-
S952	Repair of personal and household goods	-	-	-
S961	Personal services for wellness, except sports activities	-	-	-
S962	Laundry services	-	-	-
S963	Funeral and related activities	-	-	-
S969	Other personal service activities, n.e.c.	-	-	-
	IVA - CALABARZON	2,146	-	-
S951	Repair of computers and communications equipment	962	-	-
S952	Repair of personal and household goods	631	-	-
S961	Personal services for wellness, except sports activities	-	-	-
S962	Laundry services	554	-	-

Continued

TABLE 12 Number of Establishments, Research and Development (R&D) Personnel by Sex, Expense and Intangible Assets for Other Service Activities Establishments by Region and Industry Group: Philippines, 2018 *(continued)**(Values are in thousand PhP, except for number of establishments and R&D Personnel. Details may not add-up to total due to rounding and/or statistical disclosure control.)*

2009 PSIC Code	Region/ Industry Description	R&D Expense	Intangible Assets for R&D	
			Capital Expenditures	Book Value as of 15 November 2018
		(6)	(7)	(8)
S963	Funeral and related activities	-	-	-
S969	Other personal service activities, n.e.c.	-	-	-
	MIMAROPA Region	-	-	-
S951	Repair of computers and communications equipment	S	S	S
S952	Repair of personal and household goods	S	S	S
S961	Personal services for wellness, except sports activities	-	-	-
S962	Laundry services	-	-	-
S963	Funeral and related activities	-	-	-
	V - Bicol Region	-	-	-
S951	Repair of computers and communications equipment	-	-	-
S952	Repair of personal and household goods	-	-	-
S961	Personal services for wellness, except sports activities	-	-	-
S962	Laundry services	-	-	-
S963	Funeral and related activities	-	-	-
	VI - Western Visayas	63	-	-
S951	Repair of computers and communications equipment	-	-	-
S952	Repair of personal and household goods	-	-	-
S961	Personal services for wellness, except sports activities	-	-	-
S962	Laundry services	-	-	-
S963	Funeral and related activities	63	-	-
	VII - Central Visayas	160	-	-
S951	Repair of computers and communications equipment	-	-	-
S952	Repair of personal and household goods	-	-	-

Continued

TABLE 12 Number of Establishments, Research and Development (R&D) Personnel by Sex, Expense and Intangible Assets for Other Service Activities Establishments by Region and Industry Group: Philippines, 2018 *(continued)**(Values are in thousand PhP, except for number of establishments and R&D Personnel. Details may not add-up to total due to rounding and/or statistical disclosure control.)*

2009 PSIC Code	Region/ Industry Description	R&D Expense	Intangible Assets for R&D	
			Capital Expenditures	Book Value as of 15 November 2018
		(6)	(7)	(8)
S961	Personal services for wellness, except sports activities	160	-	-
S962	Laundry services	-	-	-
S963	Funeral and related activities	-	-	-
S969	Other personal service activities, n.e.c.	-	-	-
	VIII - Eastern Visayas	-	-	-
S951	Repair of computers and communications equipment	-	-	-
S952	Repair of personal and household goods	-	-	-
S961	Personal services for wellness, except sports activities	-	-	-
S962	Laundry services	-	-	-
S963	Funeral and related activities	-	-	-
S969	Other personal service activities, n.e.c.	-	-	-
	IX - Zamboanga Peninsula	-	-	-
S951	Repair of computers and communications equipment	S	S	S
S952	Repair of personal and household goods	-	-	-
S961	Personal services for wellness, except sports activities	-	-	-
S962	Laundry services	-	-	-
S963	Funeral and related activities	-	-	-
S969	Other personal service activities, n.e.c.	S	S	S
	X - Northern Mindanao	68	-	-
S951	Repair of computers and communications equipment	68	-	-
S952	Repair of personal and household goods	-	-	-
S961	Personal services for wellness, except sports activities	-	-	-
S962	Laundry services	-	-	-

Continued

TABLE 12 Number of Establishments, Research and Development (R&D) Personnel by Sex, Expense and Intangible Assets for Other Service Activities Establishments by Region and Industry Group: Philippines, 2018 *(continued)**(Values are in thousand PhP, except for number of establishments and R&D Personnel. Details may not add-up to total due to rounding and/or statistical disclosure control.)*

2009 PSIC Code	Region/ Industry Description	R&D Expense	Intangible Assets for R&D	
			Capital Expenditures	Book Value as of 15 November 2018
		(6)	(7)	(8)
S963	Funeral and related activities	-	-	-
S969	Other personal service activities, n.e.c.	-	-	-
	XI - Davao Region	-	-	-
S951	Repair of computers and communications equipment	-	-	-
S952	Repair of personal and household goods	-	-	-
S961	Personal services for wellness, except sports activities	-	-	-
S962	Laundry services	-	-	-
S963	Funeral and related activities	-	-	-
S969	Other personal service activities, n.e.c.	-	-	-
	XII - SOCCSKSARGEN	-	-	-
S952	Repair of personal and household goods	-	-	-
S961	Personal services for wellness, except sports activities	-	-	-
S962	Laundry services	-	-	-
S963	Funeral and related activities	-	-	-
S969	Other personal service activities, n.e.c.	-	-	-
	XIII - Caraga	-	-	-
S951	Repair of computers and communications equipment	-	-	-
S952	Repair of personal and household goods	-	-	-
S961	Personal services for wellness, except sports activities	-	-	-
S962	Laundry services	-	-	-
S963	Funeral and related activities	-	-	-
S969	Other personal service activities, n.e.c.	-	-	-

Continued

TABLE 12 Number of Establishments, Research and Development (R&D) Personnel by Sex, Expense and Intangible Assets for Other Service Activities Establishments by Region and Industry Group: Philippines, 2018 *(concluded)*

(Values are in thousand PhP, except for number of establishments and R&D Personnel. Details may not add-up to total due to rounding and/or statistical disclosure control.)

2009 PSIC Code	Region/ Industry Description	R&D Expense	Intangible Assets for R&D	
			Capital Expenditures	Book Value as of 15 November 2018
		(5)	(6)	(7)
	Autonomous Region in Muslim Mindanao	-	-	-
S951	Repair of computers and communications equipment	-	-	-
S961	Personal services for wellness, except sports activities	-	-	-
S963	Funeral and related activities	-	-	-

Note:

- denotes zero value

S - Data Suppressed

Source: Philippine Statistics Authority, 2018 Census of Philippine Business and Industry

APPENDIX

Appendix 1

2018 Census of Philippine Business and Industry (CPBI Form No. 7)



REPUBLIC OF THE PHILIPPINES
PHILIPPINE STATISTICS AUTHORITY

CPBI Form 7
PSA Approval No. PSA-1907-07
Expires on 31 March 2020



Management
System
ISO 9001:2015
CERTIFIED
by PSA-1907-07
ID: 1100040001



2018 CENSUS OF PHILIPPINE BUSINESS AND INDUSTRY

BUSINESS AND SERVICES

January – December 2018

Dear Sir/Madam:

The Philippine Statistics Authority (PSA) is conducting the **2018 Census of Philippine Business and Industry (CPBI)**. The **2018 CPBI** aims to provide key measures on the levels, structure, performance and trends of businesses and industries that will be used for planning and policy formulation by the government and private sectors.

This Office is authorized to collect information from businesses and industries under **Republic Act No. 10625 (RA 10625)**. *Section 25* of the same law obliges the establishments to provide the required data. The information collected shall be kept strictly confidential and shall not be used for purposes of taxation, investigation or regulation as provided in *Section 26*.

We appreciate your utmost cooperation by accomplishing this questionnaire and providing PSA with a copy of the 2018 Financial Statement of your establishment. You may also accomplish this questionnaire online at PSA website (<https://cpbi.psa.gov.ph>).

Thank you very much.

Lisa Grace S. Bersales
LISA GRACE S. BERSALES, Ph.D.

Undersecretary
National Statistician and Civil Registrar General

For inquiries, contact:

Telephone Number: _____

E-mail Address: _____

or cpbi@psa.gov.ph

FOR PSA USE ONLY															
FN	QN	QS	QR	ECN											
IND				PROV-MUN				BGY				SZ	LO	EO	

Page 2	PLEASE ENTER ON THE APPROPRIATE SPACE OR BOX THE DATA REQUESTED.	2018 CPBI F7
--------	--	--------------

GENERAL INSTRUCTIONS

⇒ Provide data required in this questionnaire base on the records of your establishment.

⇒ Provide best estimates if exact figures are not available in your records. Indicate N.A. for items which are not applicable.

⇒ Refer to the relevant explanatory notes and definitions provided in specific items when providing responses for each item.

⇒ Include only Philippine-based activities, including imports and exports, of this establishment.

⇒ Mark only one box using a check (✓) unless instructed otherwise.

GENERAL INFORMATION ABOUT THIS ESTABLISHMENT

1. Business and Registered Names, Business Tax Identification Number (TIN) and Address, Company Website and Social Media Account/s of this Establishment in 2018

A. Business Name: _____

B. Registered Name: _____

C. Business TIN: — — —

D. Business Address: _____

Do Not Fill (For PSA Use Only)

PROV	MUN	BGY

E. Company Website: _____

F. Social Media Accounts:

Others, *specify*: _____

2. Economic Activity or Business in 2018

⇒ Describe in detail the main economic activity, secondary activities and ancillary activities of this establishment.

<p>A. Main Economic Activity <i>(Refers to the activity that contributes the biggest or major portion of the gross revenue of this establishment.)</i></p> <div style="border: 1px solid black; padding: 2px; text-align: center; font-size: 0.8em; margin-top: 5px;"> <i>DO NOT FILL (For PSA Use Only)</i> 2009 PSIC </div> <p>_____</p> <p>A.1. Major products/goods produced or sold or type of service rendered <i>Specify:</i></p> <p>_____</p> <p>A.2. For establishments engaged in Business Process Management (BPM), please specify the kind of BPM activity:</p> <p>_____</p> <p>B. Secondary Activities <i>(Refer to activities carried out by this establishment in addition to the main activity and in which the output, like that of the main activity, must be suitable for delivery outside this establishment.)</i></p> <div style="border: 1px solid black; padding: 2px; text-align: center; font-size: 0.8em; margin-top: 5px;"> <i>DO NOT FILL (For PSA Use Only)</i> 2009 PSIC </div> <p>_____</p> <p>C. Ancillary Activities <i>(Refer to activities that exist to support the main productive activities of this establishment by providing non-durable goods or services entirely or primarily for the use of this establishment.)</i></p> <div style="border: 1px solid black; padding: 2px; text-align: center; font-size: 0.8em; margin-top: 5px;"> <i>DO NOT FILL (For PSA Use Only)</i> 2009 PSIC </div> <p>_____</p> <p>_____</p>	<p>LN NO</p> <p>01</p> <p>02</p> <p>03</p> <p>04</p> <p>05</p>
---	--

Continued on Page 3

GENERAL INFORMATION ABOUT THIS ESTABLISHMENT (continued)**3. Year Started Operation**

⇒ Indicate the year when this establishment started its operation regardless of location in the Philippines.

--	--	--	--

4. Legal Organization in 2018

⇒ Mark (✓) the box corresponding to the description of the legal organization of this establishment.

- | | |
|---|--|
| 1 <input type="checkbox"/> Single Proprietorship | 5 <input type="checkbox"/> Non-stock, Non-profit Corporation |
| 2 <input type="checkbox"/> Partnership | 6 <input type="checkbox"/> Cooperative |
| 3 <input type="checkbox"/> Government Corporation | 7 <input type="checkbox"/> Others, <i>specify</i> : _____ |
| 4 <input type="checkbox"/> Stock Corporation | |

5. Economic Organization in 2018

⇒ Mark (✓) the box corresponding to the description of the economic organization this establishment.

- 1 ☐ **Single Establishment**
- 2 ☐ **Branch only**
⇒ Provide details of Main Office below.
- 3 ☐ **Establishment and Main Office**
both located in the same address
and with branch/es elsewhere
⇒ Provide details of branch/es in Item 22.
- 4 ☐ **Main Office only**
⇒ Provide details of branch/es in Item 22.
- 5 ☐ **Ancillary Unit other than Main Office**
⇒ Provide details of Main Office below.

Single Establishment is an establishment which has neither branch nor main office. It may have ancillary unit/s other than main office, located elsewhere.

Branch is an establishment which has a separate main office located elsewhere.

Main office is the unit which controls, supervises and directs one or more establishments of an enterprise.

Ancillary unit is the unit that operates primarily or exclusively for a related establishment or group of related establishments or its parent establishment and provides services that supports those establishments.

A. Registered Name of Main Office

Do Not Fill (For PSA Use Only)											
ECN											

B. Address of Main Office

Do Not Fill (For PSA Use Only)					
PROV	MUN	BGY			

C. Contact Person in the Main Office

- | | |
|------------------------------|---------------------------|
| (1) Name: _____ | (4) Fax No.: _____ |
| (2) Title/Designation: _____ | (5) E-mail Address: _____ |
| (3) Telephone No.: _____ | |

6. Capital Participation as of 31 December 2018

Capital participation refers to the claims of foreign and/or local investors against capital/equity.

⇒ Indicate the percent share of the stockholders by nationality.

- | | | |
|----------------------|--------------------|-------------------------------------|
| 1 Filipino _____ % | 5 Chinese _____ % | 9 Malaysian _____ % |
| 2 American _____ % | 6 German _____ % | 10 Singaporean _____ % |
| 3 Australian _____ % | 7 Japanese _____ % | 11 Taiwanese _____ % |
| 4 British _____ % | 8 Korean _____ % | 12 Others, <i>specify</i> : _____ % |

Continued on Page 4

EMPLOYMENT

7. Employment as of 15 November 2018

Total Employment refers to the total number of persons, whether **paid** or **unpaid**, who work in or for this establishment as of 15 November 2018.

EXCLUDE:

- Members of cooperative who are not involved in the operation of the cooperative
- Workers on sub-contract agreement or under manpower agencies/contractors (to be reported in Item 8)

Paid employees are all full-time and part-time employees working in or for the establishment and receiving regular pay, as well as those working away from this establishment and paid by and under the control of this establishment.

INCLUDE:

- ✓ Employees on sick or maternity leave
- ✓ Employees on paid vacation or holiday
- ✓ Employees on strike/lockout
- ✓ Directors of corporations working for pay
- ✓ Executives/managers and other officers of the same category
- ✓ Working owners receiving regular pay
- ✓ Apprentices and learners receiving regular pay
- ✓ Persons hired only during peak seasons like planting, harvesting, and the like
- ✓ Any other employee receiving regular pay not reported above

EXCLUDE:

- Directors paid solely for their attendance in meetings of Board of Directors
- Consultants
- Workers on indefinite leave
- Working owners who do not receive regular pay
- Homeworkers not in the payroll of this establishment
- Workers receiving commissions only
- Other workers not in the payroll of this establishment

Unpaid workers are working owners who do not receive regular pay, apprentices and learners without regular pay, and persons working for at least 1/3 of the working time normal to this establishment without regular pay.

EXCLUDE:

- Silent or inactive business partners

Employment Type	Male (1)	Female (2)	Total (3)	LN NO
a. Paid Employees				01
b. Unpaid Workers				02
c. Total (sum of a and b)				03

WORKERS ON SUB-CONTRACT AGREEMENT OR UNDER MANPOWER AGENCIES/CONTRACTORS

8. Workers on Sub-Contract Agreement or Under Manpower Agencies/Contractors as of 15 November 2018

Workers on sub-contract agreement or under manpower agencies/contractors are workers employed by the contractors to perform or complete a job, work or service within the premise of this establishment pursuant to a service agreement. These are workers which are **not in the payroll** of this establishment.

	Male (1)	Female (2)	Total (3)	LN NO
Workers on Sub-Contract Agreement or Under Manpower Agencies/Contractors				01

Continued on Page 5

RESEARCH AND DEVELOPMENT (R&D) PERSONNEL

9. R&D Personnel as of 15 November 2018

Research and Development (R&D) refers to creative work undertaken as a systematic basis in order to increase the stock of knowledge, including knowledge of man, culture and society, and the use of this stock of knowledge to devise new applications.

R&D personnel are all persons employed directly on R&D as well as those providing direct services such as R&D managers, administrators and clerical staff. R&D personnel are classified into three categories: researchers, technicians and other R&D personnel.

Researcher refers to person working in those capacities, who uses or creates scientific knowledge and engineering and technological principles; i.e. person with scientific or technological training who is engaged in work in R&D, who directs the execution of R&D.

Technician refers to person engaged in that capacity in R&D who had vocational or technical training in any branch of knowledge and technology.

Other R&D personnel refers to persons who are directly associated with the performance of R&D; clerical, secretarial and administrative personnel, skilled, semi-skilled and unskilled workers in various trades and all other supporting workers.

R&D Personnel of this Establishment	Male (1)	Female (2)	Total (3)	LN NO
a. Researchers				01
b. Technicians				02
c. Other R&D Personnel				03
d. Total (sum of a to c)				04

PRODUCTION/CONSTRUCTION WORKERS AND HOURS WORKED

10. Number of Production/Construction Workers as of 15 November 2018 (Not Applicable)

11. Total Hours Worked by Production/Construction Workers in 2018 (Not Applicable)

REVENUE AND EXPENSE ACCOUNT

12. Revenue in 2018

TYPE OF REVENUE	VALUE IN PESOS (Omit centavos)	LN NO
a. Revenue from service rendered (sum of 1 and 2) <i>Specify:</i> _____		01
1. Revenue from transactions within the country		02
2. Total revenue from transactions outside the country ⇒ Indicate the <u>top five countries</u> with the highest percentage share of revenue from transactions outside the country to total		03
a) _____ % <input type="text"/> <input type="text"/> <input type="text"/>		04
b) _____ % <input type="text"/> <input type="text"/> <input type="text"/>		05
c) _____ % <input type="text"/> <input type="text"/> <input type="text"/>		06
d) _____ % <input type="text"/> <input type="text"/> <input type="text"/>		07
e) _____ % <input type="text"/> <input type="text"/> <input type="text"/>		08
Total		09

Continued on Page 6

Page 6	PLEASE ENTER ON THE APPROPRIATE SPACE OR BOX THE DATA REQUESTED.	2018 CPBI F7
REVENUE AND EXPENSE ACCOUNT (continued)		
12. Revenue in 2018		
TYPE OF REVENUE	VALUE IN PESOS (Omit centavos)	LN NO
b. Real estate sales (Real estate sales for land, residential and non-residential buildings, memorial lots and columbarium vaults.)		10
c. Commissions and fees earned		11
d. Revenue from renting and leasing services of real estate properties (For real estate activities)		12
e. Revenue from non-industrial service done for others (sum of 1 to 6)		13
1. Rent income from land		14
2. Rental income from building, warehouses and other structures		15
3. Rental income from machinery and transport equipment		16
4. Rental income from office equipment		17
5. Other rental income, <i>specify:</i> _____		18
6. Other non-industrial service done for others (sum of a and b) <i>Specify:</i>		19
a) _____		20
b) _____		21
f. Sale of goods (Revenue from goods sold in similar condition as purchased.)		22
g. Interest income (<i>INCLUDE:</i> Interest on finance leases; earnings on discounted bills; Interest from deposits in banks and other financial institutions; Interest/discounts on loans, deposit, financing, bonds, money market, etc.)		23
h. Dividend income		24
i. Royalty income (Income received for trademarks, copyrights and patents or concessions.)		25
j. Franchise income (Income received for license to make, distribute or sell a product or service.)		26
k. Grants and donations (<i>INCLUDE:</i> Donations from abroad)		27
l. Other income (sum of 1 to 3)		28
1. Foreign exchange gains		29
2. Gain from sale of investment and marketable securities		30
3. Others (sum of a to c) <i>Specify:</i>		31
a) _____		32
b) _____		33
c) _____		34
m. Total Revenue (sum of a to l)		35

Continued on Page 7

2018 CPBI F7	PLEASE ENTER ON THE APPROPRIATE SPACE OR BOX THE DATA REQUESTED.	Page 7
REVENUE AND EXPENSE ACCOUNT (<i>continued</i>)		
13. Subsidies Received from the Government in 2018 <i>Subsidies refer to special grants received from the government in the form of financial assistance or tax exemption or tax privilege to aid and develop an industry.</i> Mark (✓) applicable box/es corresponding to the types of subsidies received from the government. <div style="display: flex; justify-content: space-between;"> <div style="width: 45%;"> 1 <input type="checkbox"/> Price support and price discount 2 <input type="checkbox"/> Interest rate subsidy 3 <input type="checkbox"/> Import subsidies 4 <input type="checkbox"/> Direct subsidies on export 5 <input type="checkbox"/> Subsidies resulting from multiple exchange rate 6 <input type="checkbox"/> Tax exemption/tax privilege/tax deduction </div> <div style="width: 45%;"> 7 <input type="checkbox"/> Subsidies to public corporations and quasi-corporations 8 <input type="checkbox"/> Subsidies on products used domestically 9 <input type="checkbox"/> Subsidies on payroll or workforce 10 <input type="checkbox"/> Subsidies to reduce pollution 11 <input type="checkbox"/> Others, <i>specify</i> _____ </div> </div>	VALUE IN PESOS (Omit centavos)	LN NO
		01
14. Expense in 2018		
TYPE OF EXPENSE	VALUE IN PESOS (Omit centavos)	LN NO
a. Total Compensation (<i>EXCLUDE: R&D personnel</i>) (sum of 1 to 3)		01
1. Gross salaries and wages (<i>Refers to payment in cash or in kind prior to any deductions for employee's contributions to SSS/GSIS, withholding tax, etc.</i>)		02
2. Separation/retirement/terminal pay, gratuities, etc.		03
3. Total employers contribution to SSS/GSIS, ECC, etc. (<i>INCLUDE: Employer's contribution paid by this establishment to SSS/GSIS, Employees' Compensation Commission (ECC), Phil Health, PAG-IBIG, etc.)</i>)		04
b. Compensation of R&D Personnel (sum of a to c)		05
a) Gross salaries and wages		06
b) Separation/retirement/terminal pay, gratuities, etc.		07
c) Total employer's contribution to SSS/GSIS, ECC, etc.		08
c. Materials and supplies (<i>INCLUDE: Office supplies; wrapping and packing materials; small tools and materials for repairs and maintenance; nondurable tools; working clothes; and other supplies.</i>)		09
d. Real estate sold (<i>For real estate activities; sum of 1 and 2 less 3</i>)		10
1. Real estate for sale inventories, beginning		11
2. Real estate purchased for sale		12
3. Real estate for sale inventories, ending		13
e. Fuels, lubricants, oils and greases		14
f. Electricity		15
g. Water		16
h. Industrial service done by others (sum of 1 and 2)		17
1. Contract and commission work done by others		18
2. Repairs, maintenance and installation		19

Continued on Page 8

Page 8	PLEASE ENTER ON THE APPROPRIATE SPACE OR BOX THE DATA REQUESTED.	2018 CPBI F7
REVENUE AND EXPENSE ACCOUNT (continued)		
14. Expense in 2018		
TYPE OF EXPENSE	VALUE IN PESOS (Omit centavos)	LN NO
i. Non-industrial service done by others (sum of 1 to 9)		20
1. Rent expense for land		21
2. Rental expense for buildings, warehouses and other structures		22
3. Rental expense for machinery and transport equipment		23
4. Rental expense for office equipment		24
5. Other rental expense, <i>specify</i> : _____		25
6. Communication expense		26
7. Insurance expense		27
8. Transport service expense (<i>INCLUDE</i> : Stevedoring, forwarding and freight charges.)		28
9. Other non-industrial service done by others (<i>INCLUDE</i> : Transportation and representation expense; bank charges; professional, business and other service fees; advertising and promotional expense; management fee; janitorial, security and messengerial service fee; etc.)		29
j. Cost of goods sold (sum of 1 and 2 less 3)		30
1. Goods for resale inventories, beginning		31
2. Goods purchased for resale (<i>Acquisition cost of goods purchased for resale without transformation or processing.</i>)		32
3. Goods for resale inventories, ending		33
k. Interest expense (<i>Interest paid for loans obtained from banks and other financial institutions.</i>)		34
l. Taxes on products and other taxes on production (sum of 1 and 2)		35
1. Taxes on products (<i>Taxes paid on products by the producer or by the purchaser of the product. INCLUDE: Import tax, excise tax, value added tax, sales tax, gross receipts tax, etc.</i>)		36
2. Other taxes on production (<i>Taxes paid by the producer due to production. INCLUDE: Business licenses, real estate tax, road tax, environmental tax, etc. EXCLUDE: Income tax</i>)		37
m. Research and development (R&D) expense (<i>Amount spent on any systematic, scientific and creative work undertaken to increase the stock of knowledge and the use of this knowledge to create new or improved products, processes, services, and other applications. EXCLUDE: Market research, testing analysis for quality control, minor alterations to existing products, legal and administrative work in connection with patent applications; R&D capitalized.</i>) Mark (✓) applicable box/es corresponding to the types of R&D expenses incurred. 1 <input type="checkbox"/> In-house R&D 2 <input type="checkbox"/> Outsourced R&D 3 <input type="checkbox"/> Acquisition of external knowledge 4 <input type="checkbox"/> Training expenses related to R&D 5 <input type="checkbox"/> Materials and supplies related to R&D 6 <input type="checkbox"/> Others, <i>specify</i> : _____		38

Continued on Page 9

2018 CPBI F7	PLEASE ENTER ON THE APPROPRIATE SPACE OR BOX THE DATA REQUESTED.	Page 9
--------------	--	--------

INCOME AND EXPENSE ACCOUNT (continued)		
14. Expense in 2018		
TYPE OF EXPENSE	VALUE IN PESOS (Omit centavos)	LN NO
n. Environmental protection expense (Amount spent for the prevention, reduction and elimination of pollution as well as any degradation of the environment such as environmental protection services like wastewater treatment, reforestation, etc.)		39
o. Royalty fee (Expense for trademarks, copyrights, patents or secrecy.)		40
p. Franchise fee (Expense made for license to make, distribute or sell a product or service.)		41
q. Payouts (Amount expended as prize in gambling and betting operations.)		42
r. Amortization		43
s. Depreciation		44
t. Other expense (sum of 1 to 5)		45
1. Foreign exchange losses		46
2. Charitable donations and grants		47
3. Bad and doubtful debts (Report net of bad debts recovered.)		48
4. Loss from sale of investment assets and marketable securities		49
5. Others (sum of a to c) <i>Specify:</i>		50
a) _____		51
b) _____		52
c) _____		53
u. Total Expense (sum of a to t)		54

E-COMMERCE TRANSACTIONS		
15. Sales from E-Commerce Transactions in 2018 <i>E-commerce refers to the sale or purchase of goods and services, whether between businesses, households, individuals, government, and other public or private organizations, conducted over computer-mediated networks. The goods and services are ordered over those networks, but the payment and the ultimate delivery of the good or service may be conducted on or offline.</i> INCLUDE: Orders made in web pages, extranet or Electronic Data Interchange (EDI). EXCLUDE: Orders made by telephone calls, facsimile, or manually typed e-mail.	PERCENT SHARE TO TOTAL REVENUE IN 2018	LN NO
a. Percentage share of e-commerce transactions via internet to the total revenue in 2018	_____ %	01
b. Percentage share of e-commerce transactions via network channels other than internet to the total revenue in 2018	_____ %	02

Continued on Page 10

Page 10	PLEASE ENTER ON THE APPROPRIATE SPACE OR BOX THE DATA REQUESTED.	2018 CPBI F7
---------	--	--------------

CAPITAL EXPENDITURES, SALE AND BOOK VALUE OF TANGIBLE FIXED ASSETS, INCLUDING LOSSES AND DAMAGES

16. Capital Expenditures, Sale and Book Value of Tangible Fixed Assets, Including Losses and Damages in 2018

Tangible Fixed Assets refer to physical assets (tangible) acquired and for use of this establishment and expected to have a productive life of more than one year. These include: land; buildings, other structures and land improvements; transport equipment; machinery and equipment; valuables; and other fixed assets.

INCLUDE:

- ✓ Tangible fixed assets received from other establishments belonging to the same enterprise as this establishment should be valued as though purchased.
- ✓ Delivery charges and installation cost, taxes and other necessary fees (import duties, registration fees, etc.).

EXCLUDE:

- ✗ Financing cost

Capital expenditures for tangible fixed assets refer to the full value of fixed assets acquired during the year whether or not full payments have been made.

Sale of tangible fixed assets refers to the actual amount received/realized (not book value) from the sale of fixed assets during the year including the value of fixed assets transferred to other establishments of the same enterprise.

Losses and damages refer to the decrease in the book value of tangible fixed assets due to theft, major catastrophe, and other accidental destructions.

Book value refers to the initial or acquisition cost of tangible fixed assets less accumulated depreciation charges. Include in Book Value as of 31 December 2018 the capital expenditures for the corresponding tangible fixed assets.

TYPE OF TANGIBLE FIXED ASSETS	VALUE IN PESOS (Omit centavos)					LN NO
	CAPITAL EXPENDITURES FOR TANGIBLE FIXED ASSETS		SALE OF TANGIBLE FIXED ASSETS	LOSSES AND DAMAGES	BOOK VALUE AS OF 31 DECEMBER 2018	
	TOTAL	PERCENT Directly Imported				
	(1)	(2)	(3)	(4)	(5)	
a. Land						01
b. Buildings, other structures and land improvements (INCLUDE: Leasehold improvement; major repair; renovations and additions.)						02
c. Transport equipment (INCLUDE: Aircrafts; ships/vessels; trains; buses; cars; trucks; and other transport equipment.)						03
d. Machinery and equipment (sum of 1 to 4)						04
1. ICT machinery and equipment (INCLUDE: Computer and peripherals; telecommunications equipment and apparatus.)						05
2. Specialized industrial machinery (INCLUDE: Hospital equipment; aircraft launching gear; aircraft carrier catapults; bookbinding machinery and others.)						06
3. General industrial machinery and equipment (INCLUDE: Air-conditioning and refrigeration equipment; pumps and compressor; power generating equipment; electronic machinery and equipment other than telecommunications.)						07
4. Other machinery and equipment (INCLUDE: Amusement park equipment; professional and scientific and controlling instruments; photographic equipment and optical goods and others.)						08
e. Valuables (INCLUDE: Precious stones and metals; paintings; sculptures; antiques; etc.)						09
f. Other tangible fixed assets (INCLUDE: Library books, furniture and fixtures, and other fixed assets not specified above.)						10
g. Total (sum of a to f)						11

Continued on Page 11

2018 CPBI F7	PLEASE ENTER ON THE APPROPRIATE SPACE OR BOX THE DATA REQUESTED.	Page 11
--------------	--	---------

CAPITAL EXPENDITURES FOR ALL TANGIBLE FIXED ASSETS BY MODE OF ACQUISITION

17. Capital Expenditures for All Tangible Fixed Assets by Mode of Acquisition in 2018

⇒ Report the full value of all tangible fixed assets **acquired in 2018** by mode of acquisition. Total in this item should be equal to the **Total** reported in Item 16 column 1.

New tangible fixed assets refer to brand new tangible fixed assets acquired during the year, including directly/newly imported tangible fixed assets. **Directly/newly imported tangible fixed assets** are considered new whether or not they were used before they were imported.

Major alterations and improvements on tangible fixed assets are done to increase the performance or capacity of existing tangible fixed assets or to significantly extend their expected service lives.

Used tangible fixed assets refer to those that have been previously used within the country.

Tangible fixed assets produced on own account refer to the physical assets produced by the establishment for its own use. It should be valued as the cost of all work put in place including overhead cost.

MODE OF ACQUISITION	VALUE IN PESOS (Omit centavos)	LN NO
a. New tangible fixed assets		01
b. Major alteration and improvements on tangible fixed assets		02
c. Land and used tangible fixed assets		03
d. Tangible fixed assets produced on own account		04
e. Total (sum of a to d)		05

CAPITAL EXPENDITURES AND BOOK VALUE FOR INTANGIBLE ASSETS

18. Capital Expenditures and Book Value for Intangible Assets in 2018

⇒ Report the full value of all intangible fixed assets **acquired in 2018** and **book value as of 31 December 2018**.

Intangible assets are assets that are not physical in nature. Corporate intellectual property such as patents, trademarks, copyrights, and business methodologies, goodwill, and brand recognition are all common intangible assets. This type of assets also includes computer software and databases, and entertainment, literary and artistic originals.

TYPE OF INTANGIBLE ASSETS	VALUE IN PESOS (Omit centavos)		LN NO
	CAPITAL EXPENDITURES (1)	BOOK VALUE AS OF 31 DECEMBER 2018 (2)	
a. Intangible non-produced assets (INCLUDE: Purchased goodwill, patents, trademarks, franchises, licenses, processes, and copyrights, leases and other transferable contract.)			01
b. Computer software and databases (INCLUDE: Computer programs, systems and applications software purchased, computer software developed in-house, computer databases purchased, and computer databases developed in-house.)			02
c. Entertainment, literary and artistic originals (INCLUDE: Original films, sound recordings, manuscripts, tapes, models, etc., on which drama performances, radio and television programming, musical performances, sporting events, literary and artistic output, etc., are recorded.)			03
d. Research and development			04
e. Other intangible assets			05
f. Total (sum of a to e)			06

Continued on Page 12

Page 12	PLEASE ENTER ON THE APPROPRIATE SPACE OR BOX THE DATA REQUESTED.		2018 CPBI F7
---------	--	--	--------------

TOTAL ASSETS	VALUE IN PESOS (Omit centavos)	LN NO
19. Total Assets as of 31 December 2018 ⇨ Report the value of total assets of this establishment as of 31 December 2018. <i>Total assets are resources including land owned and/or controlled by the establishment as a result of past transactions and events from which future economic benefits are expected to flow to the establishment.</i>		01

CAPACITY UTILIZATION
20. Average Capacity Utilization Rate of this Establishment in 2018 (Not Applicable)

INVENTORIES
21. Inventories in 2018 <div style="border: 1px solid black; padding: 5px;"> <p><i>Inventories refer to stocks of goods owned by or under the control of the establishment as of a fixed date, regardless of where the stocks are located.</i></p> <p>Stocks of materials, fuels and supplies should be valued at current replacement cost in purchaser prices at the indicated dates. Goods for resale should be valued at producer prices.</p> <p><i>Replacement cost is the cost of an item in terms of its present price rather than its original price.</i></p> </div>

TYPE OF INVENTORIES	VALUE IN PESOS (Omit centavos)		
	As of 1 January 2018	As of 31 December 2018	LN NO
	(1)	(2)	
a. Materials and supplies			01
b. Fuels, lubricants, oils and greases			02
c. Goods for resale			03
d. Real estate for sale			04
e. Others, <i>specify:</i> _____			05
f. Total (sum of a to e)			06

Continued on Page 13

22. Branches, Divisions and Plants Owned or Controlled (for Main Office)

⇒ Indicate the total number of branches, divisions and plants of this establishment and list the name, address, main economic activity, total employment as of 15 November 2018 and year started operation of branches, divisions and plants, or other establishments that this establishment owns or controls.

Total Number of Branches/Division/Plants in the Philippines

	NAME OF BRANCH/DIVISION/ PLANT	ADDRESS (1)	MAIN ECONOMIC ACTIVITY (2)	TOTAL EMPLOY- MENT as of 15 November 2018 (3)	YEAR STARTED OPERA- TION (4)	Do Not Fill (For PSA Use Only) PROV/MUN/BGY ECN									
1															
2															
3															
4															
5															
6															
7															
8															
9															
10															

⇒ Please use additional sheets, if necessary.

23. Remarks

⇒

Continued on Page 14

Page 14	PLEASE ENTER ON THE APPROPRIATE SPACE OR BOX THE DATA REQUESTED.	2018 CPBI F7
---------	--	--------------

24. Certification

I hereby certify that this report for the period _____ to _____ has been completed as accurately as the records of this establishment allow with the best estimates in instances when data are not available from the records of this establishment.

Name _____ Signature _____

Title/Designation _____ Date _____

25. Contact Person

Person to be contacted for queries regarding entries in this questionnaire:

Name _____ Address _____

Title/Designation _____

Tel. No. _____ Fax. No. _____ E-mail Address _____

THANK YOU FOR ACCOMPLISHING THIS QUESTIONNAIRE!

26. Processing Information: Do Not Fill (For PSA Use Only)

Activity	Name	Signature	Number of items with Errors	Date
Provincial Office:				
Distributed by				/ /
Collected/Field Edited by				/ /
Manually Processed by				/ /
Machine Processed by				/ /
RSSO:				
Validated by				/ /
Central Office:				
Validated by				/ /

For Inquiries:

PHILIPPINE STATISTICS AUTHORITY

PSA Complex, East Avenue, Diliman, Quezon City, Philippines 1101

Tel. No.+63(2) 84626600 loc. 820 • Telefax No.+63(2) 84626600 loc. 839

E-mail address: info@psa.gov.ph • kmcd.staff@psa.gov.ph



Visit us on
www.psa.gov.ph



Like us on Facebook
[/PSAgovph](https://www.facebook.com/PSAgovph)



Follow us on Twitter
[@PSAgovph](https://twitter.com/PSAgovph)