



REPUBLIC OF THE PHILIPPINES

**PHILIPPINE STATISTICS AUTHORITY**

ISSN-1908-0425



**BAGONG PILIPINAS**

# 2019 Annual Survey of Philippine Business and Industry

**Volume III**

## Manufacturing





**VOLUME III**

**ISSN 1908 - 0425**

# **2019 ANNUAL SURVEY OF PHILIPPINE BUSINESS AND INDUSTRY**

## **MANUFACTURING**



REPUBLIC OF THE PHILIPPINES

**PHILIPPINE STATISTICS AUTHORITY**

SOLID • RESPONSIVE • WORLD-CLASS



**REPUBLIC OF THE PHILIPPINES**

**PRESIDENT FERDINAND ROMUALDEZ MARCOS JR.**



**REPUBLIC OF THE PHILIPPINES**  
**PHILIPPINE STATISTICS AUTHORITY**

**CLAIRE DENNIS S. MAPA PhD**  
*Undersecretary*  
*National Statistician and Civil Registrar General*

Copyright© 2024 by Philippine Statistics Authority  
PSA CVEA Building, East Avenue,  
Diliman, Quezon City, Philippines



## FOREWORD

This volume contains the final results of the **2019 Annual Survey of Philippine Business and Industry (ASPBI)** for the Manufacturing section. The 2019 ASPBI was conducted nationwide by the Philippine Statistics Authority (PSA) in 2020 with 2019 as the reference period for all data items, except for employment, which was based on the existing number as of 15 November 2019.

Statistics presented are number of establishments, employment, compensation, revenue, expense, tangible fixed assets, intangible assets, inventories, value added, and e-commerce transactions which are at the national and regional levels, and disaggregated by micro, small, medium, and large establishments, and industry groups.

Information contained in this report is useful to both the government and the private sectors in the formulation and implementation of economic plans and programs.

The PSA acknowledges, with sincere appreciation, the cooperation of the responding establishments.



**CLAIRE DENNIS S. MAPA, PhD**

Undersecretary

National Statistician and Civil Registrar General

Quezon City, Philippines

May 2024



# TABLE OF CONTENTS

	<b>Page</b>
<b>FOREWORD</b> .....	iii
<b>TABLE OF CONTENTS</b> .....	v
<b>BRIEF ANALYSIS</b> .....	xi
FIGURE 1    Distribution of Establishment Under Manufacturing Section by Industry Group: Philippines, 2019 .....	xi
FIGURE 2    Distribution of Employment for The Top Five Industry Groups of Manufacturing Section: Philippines, 2019 .....	xii
FIGURE 3    Average Annual Compensation for The Top Five Industry Groups of Manufacturing Section: Philippines, 2019 .....	xiii
FIGURE 4    Total Revenue and Total Expense for The Top Five Industry Groups of Manufacturing Section: Philippines, 2019 .....	xiv
FIGURE 5    Labor Productivity for The Top Five Industry Groups of Manufacturing Section: Philippines, 2019 .....	xvi
FIGURE A    Selected Indicators for Manufacturing Establishments by Industry Group: Philippines, 2019 .....	xvii
FIGURE B    Selected Indicators for Manufacturing Establishments by Employment Group: Philippines, 2019 .....	xx
FIGURE C    Selected Indicators for Manufacturing Establishments by Region: Philippines, 2019 .....	xx
 <b>TECHNICAL NOTES</b> .....	 xxi
I. INTRODUCTION .....	xxi
I.1 Background of the survey.....	xxi
I.2 Objectives .....	xxi
I.3 Uses of Data .....	xxi
I.4 Historical Information on the Survey .....	xxii
I.5 Scope and Coverage .....	xxii
I.6 Other Related topics .....	xxiii
II. DATA COLLECTION .....	xxix
II.1 Data Collection Procedure .....	xxix

**TABLE OF CONTENTS – Continued**

	Page
II.2 Instruments .....	xxix
II.3 Data Items .....	xxx
III. METHODOLOGY .....	xxxi
III.1 Unit of Enumeration .....	xxxi
III.2 Sampling Frame .....	xxxvi
III.3 Sample Selection Procedure .....	xxxvi
III.4 Estimation Procedure .....	xliv
III.5 Imputation Procedure .....	xlvi
III.6 Tabulation .....	xlvi
IV. CONCEPTS AND DEFINITIONS .....	xlix
Kinds of Establishments .....	liii
Symbols and Abbreviations Used in Statistical Tables .....	lvi
V. DISSEMINATION .....	lvii
V.1 Response Rate .....	lvii
DESCRIPTION OF INDUSTRIES FOR MANUFACTURING SECTION .....	lxi

## STATISTICAL TABLES FOR MANUFACTURING ESTABLISHMENTS BY REGION AND INDUSTRY GROUP

TABLE 1	Summary Statistics for Manufacturing Establishments by Region and Industry Group: Philippines, 2019 .....	3
TABLE 2	Number of Establishments and Employment by Type and Sex for Manufacturing Establishments by Region and Industry Group: Philippines, 2019 .....	69
TABLE 2.1	Number of Establishments and Research and Development (R&D) Personnel by Type and Sex for Manufacturing Establishments by Region and Industry Group: Philippines, 2019 .....	91
TABLE 2.2	Number of Establishments with Workers on Sub-Contract Agreement or Under Manpower Agencies/Contractors by Sex for Manufacturing Establishments by Region and Industry Group: Philippines, 2019 .....	113
TABLE 2.3	Number of Establishments, Production Workers and Hours Worked by Production Workers by Sex for Manufacturing Establishments by Region and Industry Group: Philippines, 2019 .....	135

## TABLE OF CONTENTS – *Continued*

	<b>Page</b>
TABLE 3      Number of Establishments and Compensation by Type for Manufacturing Establishments by Region and Industry Group: Philippines, 2019 .....	179
TABLE 4      Number of Establishments and Value of Output for Manufacturing Establishments by Region and Industry Group: Philippines, 2019 .....	201
TABLE 4.1    Number of Establishments and Revenue by Type for Manufacturing Establishments by Region and Industry Group: Philippines, 2019 .....	223
TABLE 4.2    Number of Establishments and Sale of Products and By-Products by Mode of Sale for Manufacturing Establishments by Region and Industry Group: Philippines, 2019 .....	289
TABLE 4.3    Number of Establishments and Revenue from Industrial Service Done for Others for by Type for Manufacturing Establishments by Region and Industry Group: Philippines, 2019 .....	311
TABLE 4.4    Number of Establishments and Revenue from Non-Industrial Service Done for Others by Type for Manufacturing Establishments by Region and Industry Group: Philippines, 2019 .....	333
TABLE 5      Number of Establishments and Intermediate Expense by Type for Manufacturing Establishments by Region and Industry Group: Philippines, 2019 .....	355
TABLE 5.1    Number of Establishments and Expense by Type for Manufacturing Establishments by Region and Industry Group: Philippines, 2019 .....	399
TABLE 5.2    Number of Establishments and Raw Materials Used for Manufacturing Establishments by Region and Industry Group: Philippines, 2019 .....	421
TABLE 5.3    Number of Establishments and Overhead, General Administrative and Other Operating Expenses by Type for Manufacturing Establishments by Region and Industry Group: Philippines, 2019 .....	443
TABLE 5.4    Number of Establishments and Expenses for Industrial Service Done by Others by Type for Manufacturing Establishments by Region and Industry Group: Philippines, 2019 .....	531
TABLE 5.5    Number of Establishments and Expense for Non-Industrial Services Done by Others by Type for Manufacturing Establishments by Region and Industry Group: Philippines, 2019 .....	553
TABLE 5.6    Number of Establishments and Cost by Type for Manufacturing Establishments by Region and Industry Group: Philippines, 2019 .....	597
TABLE 6      Number of Establishments and Capital Expenditures by Type of Tangible Fixed Assets for Manufacturing Establishments by Region and Industry Group: Philippines, 2019 .....	685
TABLE 6.1    Number of Establishments and Capital Expenditures for Directly Imported Tangible Fixed Assets for Manufacturing Establishments by Region and Industry Group: Philippines, 2019 .....	729

## **TABLE OF CONTENTS – *Continued***

	<b>Page</b>
TABLE 6.2    Number of Establishments and Capital Expenditures for Tangible Fixed Assets by Mode of Acquisition for Manufacturing Establishments by Region and Industry Group: Philippines, 2019 .....	751
TABLE 7       Number of Establishments and Capital Expenditures for Intangible Assets by Type for Manufacturing Establishments by Region and Industry Group: Philippines, 2019 .....	773
TABLE 8       Number of Establishments and Gross Addition to Tangible Fixed Assets for Manufacturing Establishments by Region and Industry Group: Philippines, 2019 .....	795
TABLE 8.1     Number of Establishments and Sale of Tangible Fixed Assets by Type for Manufacturing Establishments by Region and Industry Group: Philippines, 2019 .....	817
TABLE 8.2     Number of Establishments and Losses and Damages to Tangible Fixed Assets by Type for Manufacturing Establishments by Region and Industry Group: Philippines, 2019 .....	861
TABLE 9       Number of Establishments and Book Value of Tangible Fixed Assets by Type for Manufacturing Establishments by Region and Industry Group: Philippines, 2019 .....	905
TABLE 10      Number of Establishments and Book Value of Intangible Assets by Type for Manufacturing Establishments by Region and Industry Group: Philippines, 2019 .....	949
TABLE 11      Number of Establishments and Value of Inventories by Type for Manufacturing Establishments by Region and Industry Group: Philippines, 2019 .....	971
TABLE 12      Number of Reporting Establishments and Nationality with Highest Capital Participation Rate as of 31 December for Manufacturing Establishments by Region and Industry Group: Philippines, 2019 .....	1059

## **STATISTICAL TABLES BY EMPLOYMENT GROUP (MICRO, SMALL, MEDIUM, AND LARGE ESTABLISHMENTS)**

TABLE 1a      Summary Statistics for Manufacturing Establishments by Employment Grouping: Philippines, 2019 .....	1105
TABLE 2a      Number of Establishments and Employment by Type and Sex for Manufacturing Establishments by Employment Grouping: Philippines, 2019 .....	1106
TABLE 2a.1    Number of Establishments and R&D Personnel by Type and Sex for Manufacturing Establishments by Employment Grouping: Philippines, 2019 .....	1106

## TABLE OF CONTENTS – *Continued*

	<b>Page</b>
TABLE 2a.2 Number of Establishments and Workers on Sub-Contract Agreement or Under Manpower Agencies/Contractors by Sex for Manufacturing Establishments by Employment Grouping: Philippines, 2019 .....	1106
TABLE 2a.3 Number of Establishments, Production Workers and Hours Worked by Production Workers by Sex for Manufacturing Establishments by Employment Grouping: Philippines, 2019 .....	1107
TABLE 3a Number of Establishments and Compensation by Type for Manufacturing Establishments by Employment Grouping: Philippines, 2019 .....	1107
TABLE 4a Number of Establishments and Value of Output for Manufacturing Establishments by Employment Grouping: Philippines, 2019 .....	1108
TABLE 4a.1 Number of Establishments and Revenue by Type for Manufacturing Establishments by Employment Grouping: Philippines, 2019 .....	1108
TABLE 4a.2 Number of Establishments and Sale of Products and By-Products by Mode of Sale for Manufacturing Establishments by Employment Grouping: Philippines, 2019 .....	1109
TABLE 4a.3 Number of Establishments and Revenue from Industrial Service Done for Others for Manufacturing Establishments by Employment Grouping: Philippines, 2019 .....	1109
TABLE 4a.4 Number of Establishments and Revenue from Non-Industrial Service Done for Others for Manufacturing Establishments by Employment Grouping: Philippines, 2019 .....	1110
TABLE 5a Number of Establishments and Intermediate Expense for Manufacturing Establishments by Employment Grouping: Philippines, 2019 .....	1110
TABLE 5a.1 Number of Establishments and Expense by Type for Manufacturing Establishments by Employment Grouping: Philippines, 2019 .....	1111
TABLE 5a.2 Number of Establishments and Raw Materials Used by Type for Manufacturing Establishments by Employment Grouping: Philippines, 2019 .....	1111
TABLE 5a.3 Number of Establishments and Overhead, General Administrative and Other Operating Expenses by Type for Manufacturing Establishments by Employment Grouping: Philippines, 2019 .....	1111
TABLE 5a.4 Number of Establishments and Expenses for Industrial Service Done by Others by Type for Manufacturing Establishments by Employment Grouping: Philippines, 2019 .....	1113
TABLE 5a.5 Number of Establishments and Expenses for Non-Industrial Service Done by Others by Type for Manufacturing Establishments by Employment Grouping: Philippines, 2019 .....	1113
TABLE 5a.6 Number of Establishments and Cost by Type for Manufacturing Establishments by Employment Grouping: Philippines, 2019 .....	1114

## **TABLE OF CONTENTS – *Concluded***

	<b>Page</b>
TABLE 6a	Number of Establishments and Capital Expenditures by Type of Tangible Fixed Assets for Manufacturing Establishments by Employment Grouping: Philippines, 2019 ..... 1115
TABLE 6a.1	Number of Establishments and Capital Expenditures for Directly Imported Tangible Fixed Assets for Manufacturing Establishments by Employment Grouping: Philippines, 2019 ..... 1116
TABLE 6a.2	Number of Establishments and Capital Expenditures for Tangible Fixed Assets by Mode of Acquisition for Manufacturing Establishments by Employment Grouping: Philippines, 2019 ..... 1116
TABLE 7a	Number of Establishments and Capital Expenditures for Intangible Assets by Type for Manufacturing Establishments by Employment Grouping: Philippines, 2019 ..... 1116
TABLE 8a	Number of Establishments and Gross Addition to Tangible Fixed Assets for Manufacturing Establishments by Employment Grouping: Philippines, 2019 ..... 1117
TABLE 8a.1	Number of Establishments and Sale of Tangible Fixed Assets by Type for Manufacturing Establishments by Employment Grouping: Philippines, 2019 ..... 1117
TABLE 8a.2	Number of Establishments and Losses and Damages to Tangible Fixed Assets by Type for Manufacturing Establishments by Employment Grouping: Philippines, 2019 ..... 1118
TABLE 9a	Number of Establishments and Book Value of Tangible Fixed Assets by Type for Manufacturing Establishments by Employment Grouping: Philippines, 2019 ..... 1118
TABLE 10a	Number of Establishments and Book Value of Intangible Assets by Type for Manufacturing Establishments by Employment Grouping: Philippines, 2019 ..... 1119
TABLE 11a	Number of Establishments and Value of Inventories by Type for Manufacturing Establishments by Employment Grouping: Philippines, 2019 ..... 1119
TABLE 12a	Number of Reporting Establishments and Nationality with Highest Capital Participation Rate as of 31 December for Manufacturing Establishments by Employment Grouping: Philippines, 2019 ..... 1121
 <b>APPENDIX</b>	
Appendix 1	2019 Annual Survey of Philippine Business and Industry Questionnaire (ASPBI Form No. 2) ..... 1125



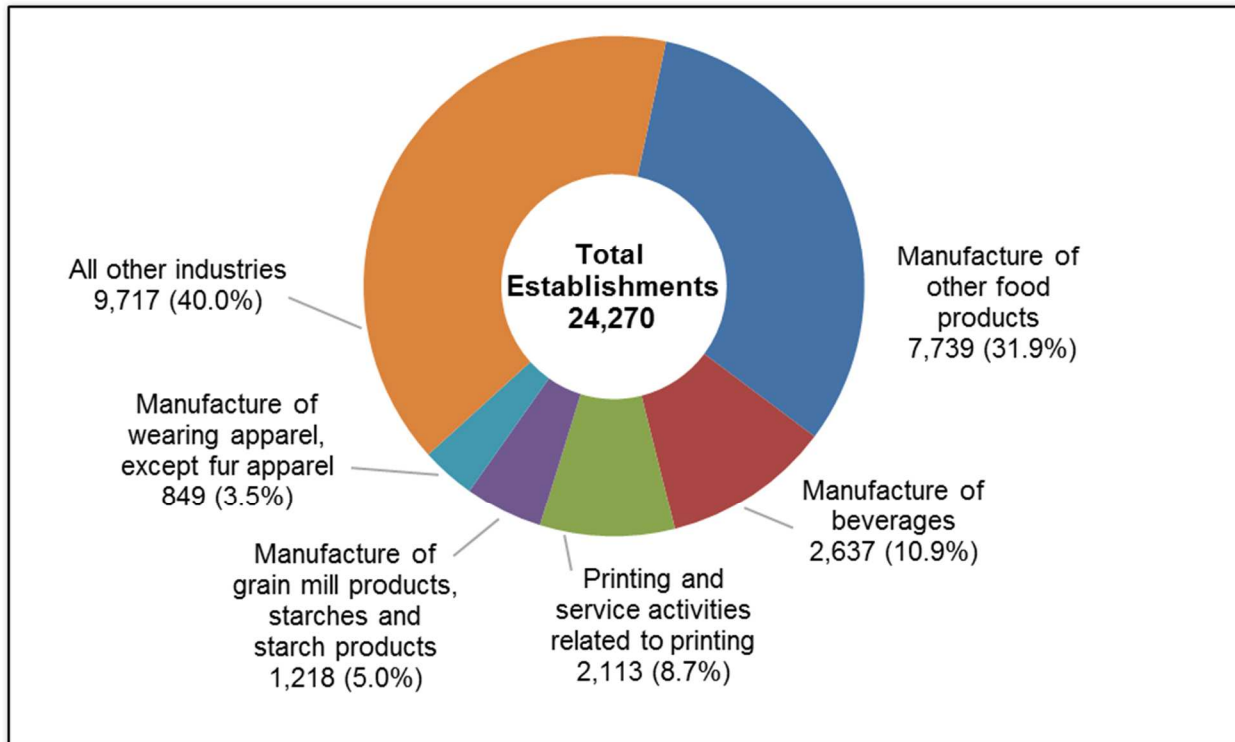
## Brief Analysis

### Number of Establishments

The results of the 2019 Annual Survey of Philippine Business and Industry (ASPBI) showed that a total of 24,270 establishments in the formal sector of the economy were engaged in manufacturing section. (Figure 1, and Tables 1 and 1a)

Among industry groups, manufacture of other food products recorded the highest number of 7,739 establishments or 31.9 percent of the total for the section. This was followed by manufacture of beverages with 2,637 establishments (10.9%) and printing and service activities related to printing with 2,113 establishments (8.7%). (Figure 1 and Table 1)

Figure 1. Distribution of Establishments Under Manufacturing Section by Industry Group  
Philippines, 2019



*Note: Details may not add up to total due to rounding and/or statistical disclosure control*

*Source: Philippine Statistics Authority, 2019 ASPBI (Final Results)*

By employment grouping, micro establishments registered the highest number of 12,192 establishments or 50.2 percent of the total for the section. Meanwhile, small establishments ranked second with 9,855 establishments (40.6%). Medium and large establishments followed with 1,175 establishments (4.8%) and 1,047 establishments (4.3%), respectively. (Table 1a)

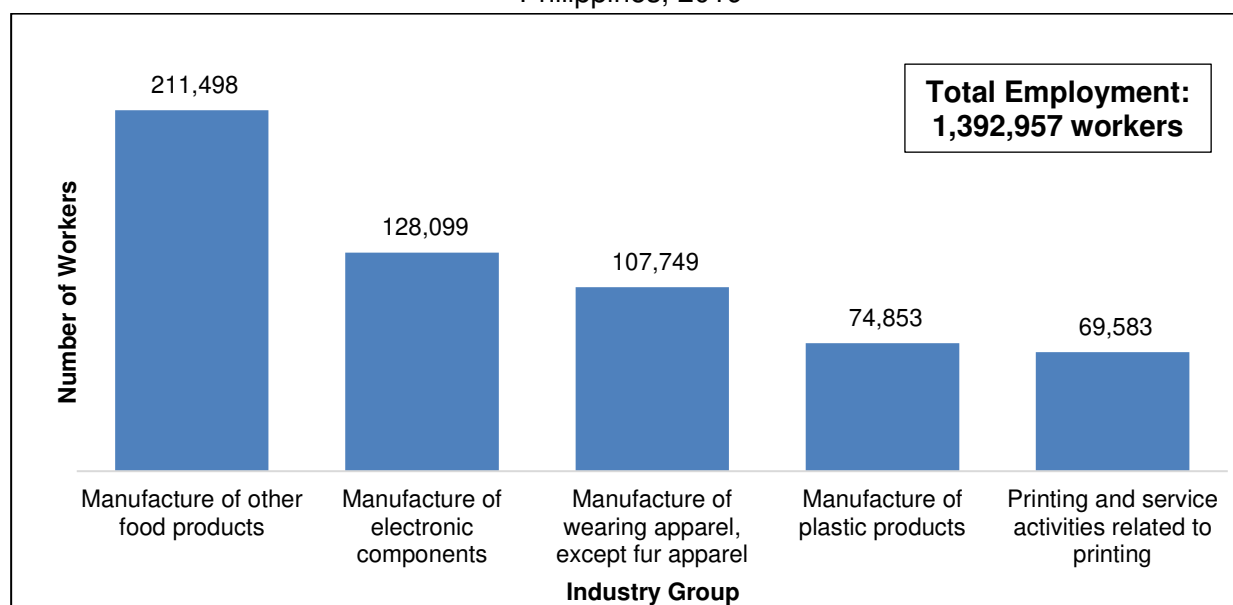
Across all regions, the National Capital Region (NCR) registered the highest number of 6,369 establishments or 26.2 percent of the total for the section. This was followed by CALABARZON with 4,340 establishments (17.9%) and Central Visayas with 2,853 establishments (11.8%). (Table 1)

## Employment

The manufacturing section employed a total of 1,392,957 workers in 2019. Of the total employment, 1,378,583 workers or 99.0 percent were paid employees, while the rest were working owners and unpaid workers. (Tables 1 and 1a)

Among industry groups, manufacture of other food products employed the highest number of 211,498 workers or 15.2 percent of the total for the section. Manufacture of electronic components ranked second with 128,099 workers (9.2%). On the other hand, manufacture of musical instruments employed the least number of 71 workers (0.01%). (Figure 2 and Table 1)

Figure 2. Distribution of Employment for the Top Five Industries of Manufacturing Section: Philippines, 2019



Source: Philippine Statistics Authority, 2019 ASPBI (Final Results)

The section's average number of workers was recorded at 57 workers per establishment in 2019. Manufacture of electronic components had the highest average number of 883 workers per establishment. On the other hand, reproduction of recorded media posted the lowest average number of 15 workers per establishment. (Table A)

By employment grouping, 656,203 workers or 47.1 percent of the section's total employment were hired in large establishments. Small establishments ranked second with

467,332 workers (33.5%). The remaining workers were distributed to medium and micro establishments, with 162,412 (11.7%) and 107,009 (7.7%), respectively. (Table 1a)

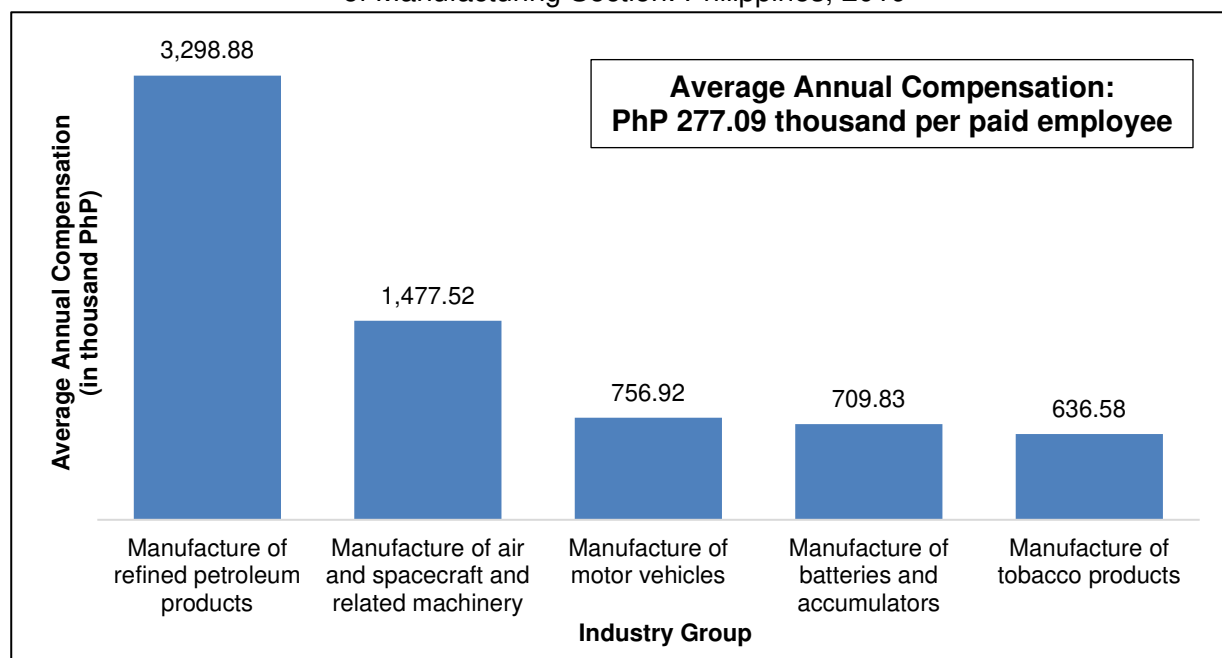
By region, CALABARZON recorded the highest number of 450,634 workers, comprising 32.4 percent of the total workforce of the section. This was followed by NCR with 347,920 workers (25.0%) and Central Luzon with 203,970 workers (14.6%). The least number of workers was recorded in Autonomous Region in Muslim Mindanao (ARMM) with 1,844 workers (0.1%). (Table 1)

## Compensation

In 2019, the total compensation paid by the manufacturing section amounted to PhP 381.99 billion, which translates to an average annual compensation of PhP 277.09 thousand per paid employee. (Tables A, B, and 1)

Among industry groups, manufacture of refined petroleum products paid the highest average annual compensation of PhP 3.30 million per paid employee. This was followed by manufacture of air and spacecraft and related machinery paying PhP 1.48 million per paid employee. Custom tailoring and dressmaking paid the lowest average annual compensation per paid employee of PhP 85.91 thousand. (Figure 3 and Table A)

Figure 3. Average Annual Compensation per Paid Employee for the Top Five Industries of Manufacturing Section: Philippines, 2019



Source: Philippine Statistics Authority, 2019 ASPBI (Final Results)

Among employment groupings, large establishments paid the highest average annual compensation of PhP 348.73 thousand per paid employee, while micro establishments had the lowest average annual compensation per paid employee of PhP 121.55 thousand. (Table B)

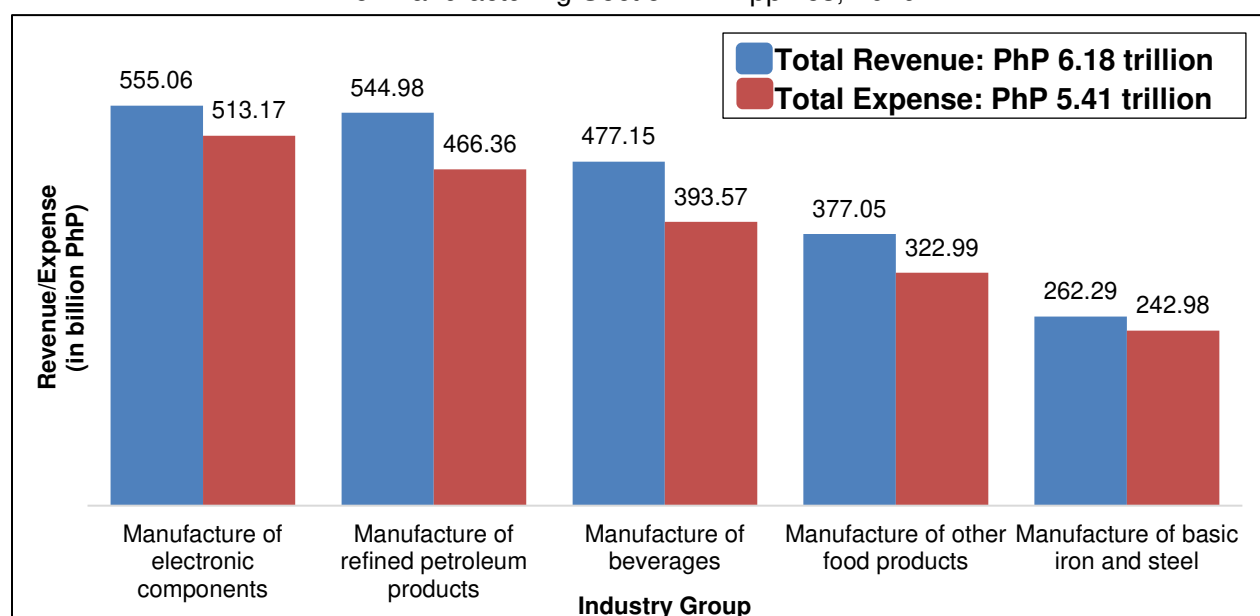
Across all regions, CALABARZON paid the highest average annual compensation of PhP 348.39 thousand per paid employee, while Zamboanga Peninsula paid the lowest average annual compensation per paid employee of PhP 89.33 thousand. (Table C)

## Revenue and Expense

The section generated total revenue of PhP 6.18 trillion in 2019. Among industry groups, manufacture of electronic components contributed the highest in total revenue amounting to PhP 555.06 billion or 9.0 percent of the total for the section. This was followed by manufacture of refined petroleum products with reported PhP 544.98 billion (8.8%) and manufacture of beverages with PhP 477.15 billion (7.7%). (Figure 4, Tables 1 and 1a)

Meanwhile, the section incurred a total expense of PhP 5.41 trillion in 2019. Among industry groups, manufacture of electronic components had the highest contribution to total expense amounting to PhP 513.17 billion or 9.5 percent of the total for the section. This was followed by manufacture of refined petroleum products and manufacture of beverages with reported total expenses of PhP 466.36 billion (8.6%) and PhP 393.57 billion (7.3%), respectively. (Figure 4, Tables 1 and 1a)

Figure 4. Total Revenue and Total Expense for the Top Five Industries of Manufacturing Section: Philippines, 2019



Source: Philippine Statistics Authority, 2019 ASPBI(Final Result)

By employment grouping, large establishments recorded the highest total revenue of PhP 3.70 trillion (59.9%) and total expense amounting to PhP 3.26 trillion (60.2%). This was followed by small establishments with PhP 1.46 trillion total revenue (23.6%) and PhP 1.27 trillion total expense (23.4%). (Table 1a)

By region, CALABARZON contributed the highest total revenue amounting to PHP 2.43 trillion (39.4%). This was followed by NCR with PhP 1.39 trillion (22.5%) and Central Luzon with PhP 1.06 trillion (17.2%). In terms of total expense, CALABARZON spent the highest with PhP 2.16 trillion (40.0%). NCR and Central Luzon followed with PhP 1.22 trillion (22.5%) and PhP 925.35 billion (17.1%), respectively. (Table 1)

The revenue per peso expense ratio of the section stood at 1.14 in 2019. This indicator means that for every peso spent in the business operations of the section, a corresponding revenue of PhP 1.14 was generated. Among industry groups, manufacture of glass and glass products recorded the highest revenue per peso expense ratio of 1.69. (Table A)

## **Value Added**

The total value added generated by the section was recorded at PhP 1.62 trillion in 2019. (Tables 1 and 1a)

By industry group, manufacture of beverage contributed the highest value added of PhP 216.32 billion or 13.4 percent of the total for the section. This was followed by manufacture of refined petroleum products with PhP 137.71 billion (8.5%) and manufacture of electronic components with PhP 129.46 billion (8.0%). (Table 1)

Among employment groupings, large establishments generated PhP 965.16 billion in value added or 59.7 percent of the total for the section. Small establishments ranked second with PhP 412.53 billion (25.5%). Medium and micro establishments followed with PhP 201.34 billion (12.5%) and PhP 36.45 billion (2.3%), respectively. (Table 1a)

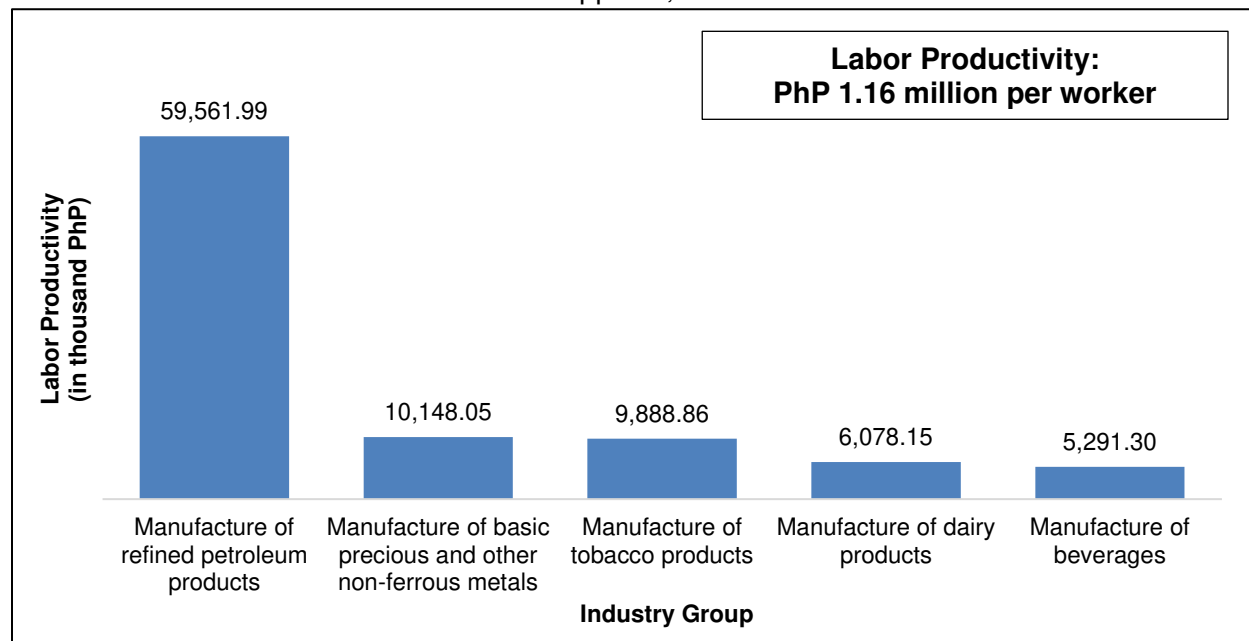
## **Labor Productivity**

Labor productivity, defined as the ratio of value added to total employment, was estimated at PhP 1.16 million per worker in 2019. (Tables A, B, and C)

Among industry groups, the highest labor productivity was generated by manufacture of refined petroleum products at PhP 59.56 million per worker. This was followed by manufacture of basic precious and other non-ferrous metals with labor productivity per worker of PhP 10.15 million. Manufacture of tobacco products ranked third with labor productivity per worker

of PhP 9.90 million. On the other hand, sawmilling and planning of wood recorded the least labor productivity of PhP 211.89 thousand per worker. (Figure 5 and Table A)

Figure 5. Labor Productivity for the Top Five Industries of Manufacturing Section: Philippines, 2019



Source: Philippine Statistics Authority, 2019 ASPBI (Final Results)

By employment grouping, labor productivity for large establishments reached PhP 1,470.82 thousand per worker in 2019. This was followed by medium establishments with labor productivity per worker of PhP 1,239.70 thousand. (Table B)

Across all regions, MIMAROPA Region generated the highest labor productivity of PhP 2,589.67 thousand per worker. This was followed by Northern Mindanao and Davao Region with labor productivity per worker of PhP 1,855.31 thousand and PhP 1,651.83 thousand, respectively. On the other hand, Cagayan Valley recorded the least labor productivity per worker of PhP 332.79 thousand. (Table C)

### Gross Additions to Tangible Fixed Assets

Gross additions to tangible fixed assets (capital expenditures less sale of fixed assets) acquired by the establishments reached PhP 203.80 billion in 2019. (Table 1)

Among industry groups, manufacture of other textiles acquired the highest gross additions to tangible fixed assets amounting to PhP 47.55 billion or 23.3 percent of the total for the section. This was followed by manufacture of electronic components with gross additions to tangible fixed assets of PhP 20.49 billion (10.1%). (Table 1)

## **Change in Inventories**

Total change in inventories (ending less beginning inventory) was estimated at PhP 28.59 billion in 2019. Among industry groups, manufacturing of basic iron and steel had the highest change in inventory worth PhP 30.83 billion. (Table 1)

By employment groupings, medium establishments recorded the highest change in inventories with PhP 25.60 billion in 2019. On the other hand, large establishments had the lowest change in inventories with PhP 643.04 million. (Table 1a)

## **Subsidies**

Subsidies are special grants in the form of financial assistance or tax exemption or tax privilege given by the government to aid and develop an industry

By industry group, manufacturing section received subsidies in 2019 amounting to PhP 37.0 billion. Manufacture of plastic products received the highest subsidy amounting to PhP 13.03 or 35.2 percent of the total subsidies for the section. This was followed by manufacture of paper and paper products which received subsidy worth PhP 10.15 billion (27.4%). (Table 1)

Among employment groupings, small establishments received the highest subsidy from the government worth PhP 26.96 billion or 72.9 percent of the total subsidies for the section. Large establishments followed with PhP 9.17 billion (24.8%). (Table 1a)

Table A. Selected Indicators for Manufacturing Establishments by Industry Group: Philippines, 2019

2009 PSIC Code	Industry Description	Average Number of Workers per Establishment	Average Annual Compensation per Paid Employee (PhP)	Revenue per Expense Ratio	Labor Productivity (PhP)
		(1)	(2)	(3)	(4)
	<b>Manufacturing</b>	<b>57</b>	<b>277,085</b>	<b>1.14</b>	<b>1,159,744</b>
C101	Processing and preserving of meat	106	216,644	1.07	665,783
C102	Processing and preserving of fish, crustaceans and mollusks	91	150,128	1.12	492,805
C103	Processing and preserving of fruits and vegetables	126	287,836	1.25	1,108,625
C104	Manufacture of vegetable and animal oils and fats	86	281,742	1.18	2,373,499
C105	Manufacture of dairy products	142	552,663	1.25	6,078,145
C106	Manufacture of grain mill products, starches and starch products	21	205,869	1.18	1,661,638
C107	Manufacture of other food products	27	164,531	1.17	480,238
C108	Manufacture of prepared animal feeds	81	304,153	1.10	1,153,148
C110	Manufacture of beverages	16	392,454	1.21	5,291,301
C120	Manufacture of tobacco products	410	636,577	1.23	9,888,860
C131	Spinning, weaving and finishing of textiles	58	222,573	0.98	277,615
C139	Manufacture of other textiles	72	211,781	1.11	430,098
C141	Manufacture of wearing apparel, except fur apparel	127	202,209	1.03	244,071
C142	Custom tailoring and dressmaking	18	85,908	1.31	215,383
C143	Manufacture of knitted and crocheted apparel	93	224,756	1.02	262,468
C151	Tanning and dressing of leather; manufacture of luggage and handbags	303	150,161	1.30	255,080
C152	Manufacture of footwear	85	176,020	0.64	(284,455)
C161	Sawmilling and planing of wood	33	131,543	1.39	211,886
C162	Manufacture of products of wood, cork, straw and plaiting materials	62	153,134	1.14	623,023
C170	Manufacture of paper and paper products	86	285,396	1.05	756,463
C181	Printing and service activities related to printing	33	152,751	1.16	433,593
C182	Reproduction of recorded media	15	140,427	1.05	496,522
C192	Manufacture of refined petroleum products	89	3,298,883	1.17	59,561,993
C199	Manufacture of other fuel products	38	587,109	1.51	3,204,155
C201	Manufacture of basic chemicals	48	583,674	1.19	4,659,048
C202	Manufacture of other chemical products, n.e.c.	81	307,051	1.14	887,058
C203	Manufacture of man-made fibers	75	168,613	1.50	632,818
C210	Manufacture of pharmaceuticals, medicinal chemical and botanical products	70	276,484	1.26	1,387,491
C221	Manufacture of rubber products	94	305,130	1.05	661,942
C222	Manufacture of plastic products	91	234,483	1.10	587,674
C231	Manufacture of glass and glass products	83	304,742	1.69	2,440,880
C239	Manufacture of non-metallic mineral products, n.e.c.	57	278,113	1.20	1,725,639
C241	Manufacture of basic iron and steel	66	309,032	1.08	1,170,866
C242	Manufacture of basic precious and other non-ferrous metals	124	438,500	1.32	10,148,047

Continued



TABLE A - *Concluded*

2009 PSIC Code	Industry Description	Average Number of Workers per Establishment	Average Annual Compensation per Paid Employee (PhP)	Revenue per Expense Ratio	Labor Productivity (PhP)
		(1)	(2)	(3)	(4)
C243	Casting of metals	65	294,116	1.20	1,000,970
C251	Manufacture of structural metal products, tanks, reservoirs and steam generators	75	321,100	1.20	1,615,902
C252	Manufacture of weapons and ammunition	96	395,311	1.05	477,048
C259	Manufacture of other fabricated metal products; metal working service activities	76	282,180	1.08	678,577
C261	Manufacture of electronic components	883	407,504	1.08	1,010,617
C262	Manufacture of computers and peripheral equipment and accessories	535	283,958	1.23	947,750
C263	Manufacture of communication equipment	374	300,775	1.11	589,885
C264	Manufacture of consumer electronics	203	298,358	1.05	714,819
C265	Manufacture of measuring, testing, navigating and control equipment; watches and clocks	181	292,836	1.01	355,174
C267	Manufacture of optical instruments and photographic equipment	371	288,447	1.15	824,476
C271	Manufacture of electric motors, generators, transformers and electricity distribution and control apparatus	225	214,020	1.09	452,599
C272	Manufacture of batteries and accumulators	225	709,832	1.21	3,544,389
C273	Manufacture of wiring and wiring devices	206	259,519	1.11	629,106
C274	Manufacture of electric lighting equipment	130	232,769	0.98	297,766
C275	Manufacture of domestic appliances	72	220,444	1.13	731,562
C279	Manufacture of other electrical equipment	220	294,496	1.23	603,554
C281	Manufacture of general purpose machinery	82	419,448	1.17	2,193,210
C282	Manufacture of special purpose machinery	68	309,294	1.12	816,181
C291	Manufacture of motor vehicles	150	756,922	1.08	3,361,896
C292	Manufacture of bodies (coachwork) for motor vehicles; manufacture of trailers and semi-trailers	68	188,739	1.32	1,246,872
C293	Manufacture of parts and accessories for motor vehicles	499	346,617	1.11	983,013
C301	Building of ships and boats	83	197,340	1.24	510,819
C303	Manufacture of air and spacecraft and related machinery	637	1,477,517	1.06	2,180,901
C309	Manufacture of transport equipment, n.e.c.	96	461,665	1.04	1,964,157
C310	Manufacture of furniture	47	201,124	1.10	462,481
C321	Manufacture of jewelry, bijouterie and related articles	44	230,842	1.06	293,104
C322	Manufacture of musical instruments	24	167,859	1.01	228,521
C323	Manufacture of sports goods	218	195,051	1.19	377,059
C324	Manufacture of games and toys	120	210,639	1.02	257,279
C325	Manufacture of medical and dental instruments and supplies	224	487,010	1.11	1,283,457
C329	Other manufacturing, n.e.c.	46	159,872	1.12	342,133
C331	Repair of fabricated metal products, machinery and equipment	44	265,683	1.10	623,434
C332	Installation of industrial machinery and equipment	42	214,248	1.18	422,758

Table B. Selected Indicators for Manufacturing Establishments by Employment Grouping: Philippines, 2019

Employment Group		Average Number of Workers per Establishment	Average Annual Compensation per Paid Employee (PhP)	Revenue per Expense Ratio	Labor Productivity (PhP)
		(1)	(2)	(3)	(4)
<b>Manufacturing</b>		<b>57</b>	<b>277,085</b>	<b>1.14</b>	<b>1,159,744</b>
Micro	Total Employment of 1 to 9	9	121,549	1.15	340,603
Small	Total Employment of 10 to 99	47	202,562	1.15	882,730
Medium	Total Employment of 100 to 199	138	292,883	1.16	1,239,695
Large	Total Employment of 200 and Over	627	348,727	1.14	1,470,821

Table C. Selected Indicators for Manufacturing Establishments by Region: Philippines, 2019

Region		Average Number of Workers per Establishment	Average Annual Compensation per Paid Employee (PhP)	Revenue per Expense Ratio	Labor Productivity (PhP)
		(1)	(2)	(3)	(4)
<b>Philippines</b>		<b>57</b>	<b>277,085</b>	<b>1.14</b>	<b>1,159,744</b>
National Capital Region		55	267,855	1.14	1,037,622
Cordillera Administrative Region		41	296,731	1.05	763,903
I - Ilocos Region		25	126,635	1.38	1,225,774
II - Cagayan Valley		27	180,557	1.06	332,790
III - Central Luzon		83	258,559	1.15	1,145,140
IVA - CALABARZON		104	348,385	1.13	1,446,918
MIMAROPA		19	158,631	1.43	2,589,668
V - Bicol Region		24	156,851	1.16	701,389
VI - Western Visayas		27	175,804	1.16	694,754
VII - Central Visayas		54	245,854	1.14	723,675
VIII - Eastern Visayas		18	120,069	1.29	1,335,752
IX - Zamboanga Peninsula		36	89,328	1.33	691,577
X - Northern Mindanao		38	255,685	1.22	1,855,305
XI - Davao Region		29	275,766	1.26	1,651,830
XII - SOCCSKSARGEN		36	192,402	1.09	556,780
XIII - Caraga		32	134,824	1.08	769,111
Autonomous Region in Muslim Mindanao		32	112,467	0.87	504,313

# TECHNICAL NOTES

## I. INTRODUCTION

### I.1. Background of the Survey

The 2019 Annual Survey of Philippine Business and Industry (ASPBI) was one of the designated statistical activities of the Philippine Statistics Authority (PSA). It is a nationwide undertaking designed to collect and generate information on the levels, structure, and trends of economic activities of the formal sector in the entire country for the year 2019.

This volume presents the final results of the 2019 ASPBI for all establishments. The unit of enumeration for this survey is the establishment. Statistical tables are presented at the national and regional level disaggregated by industry group (3-digit PSIC), and employment group (micro, small, medium, and large establishments) at the national level. Data for one or two establishments in some industries are either suppressed or combined with other related industries to avoid disclosure of information as required by Section 27 of Republic Act (RA) No. 10625 and Section 7 of RA No. 6713.

### I.2. Objectives

The objectives of the 2019 ASPBI are the following:

- a. to collect and generate detailed information on employment, revenue, expense, capital expenditures, and total assets of the establishments;
- b. to generate estimates for other economic indicators such as value added, labor productivity, average compensation, and other indicators necessary to evaluate the performance of industries at the national and regional levels;
- c. to generate micro, small, medium, and large establishment data using total employment; and
- d. to gather information for the improvement of the list of establishments.

### I.3. Uses of Data

The data collected from ASPBI serve as bases upon which the government and the private sector formulate policies and economic development plans.

Specifically, the survey results are used in:

- a. constructing national and regional income accounts of the Philippine economy;
- b. formulating development strategies and monitoring plans/policies in the attainment of national and regional goals;

- c. determining and comparing regional economic structure and performance;
- d. analyzing the performance and contribution of micro, small, medium, and large establishments to the total economy;
- e. conducting market research and feasibility studies; and
- f. updating the frame of establishments.

#### I.4. Historical Information on the Survey

The 2019 ASPBI was the 47th of the series of annual surveys of establishments since the 1956 Survey of Manufactures and the 33rd of the series for the Manufacturing section. It was undertaken nationwide in 2020, with 2019 as the reference period for all data items, except for employment, which was based on the existing number as of 15 November 2019.

Data processing of the survey was decentralized and an online system called the Establishment Data Management System (EDMS) was utilized to facilitate the processing of survey data.

#### I.5. Scope and Coverage

The 2019 ASPBI was a nationwide undertaking covering establishments that are confined to the formal sector of the economy, which consists of the following:

- a. Corporations and partnerships, regardless of employment size;
- b. Cooperatives and foundations, regardless of employment size;
- c. Single proprietorships with branches, regardless of employment size; and
- d. Single proprietorship with no branches but with total employment (TE) of 10 and over

Hence, the 2019 ASPBI covered all establishments regardless of employment size, except those establishments with:

- a. Legal Organization of single proprietorship (LO = 1);
- b. Economic Organization of single establishment (EO = 1), and
- c. TE of less than 10.

Table 1 shows the economic activities within the scope of the 2019 ASPBI.

**Table 1. Scope of the 2019 ASPBI**

<b>Section</b>	<b>Economic Activity</b>	<b>Section</b>	<b>Economic Activity</b>
B	Mining and Quarrying	K	Financial and Insurance Activities
A	Agriculture, Forestry and Fishing	J	Information and Communication
C	Manufacturing	L	Real Estate Activities
D	Electricity, Gas, Steam and Air Conditioning Supply	M	Professional, Scientific and Technical Activities
E	Water Supply; Sewerage, Waste Management and Remediation Activities	N	Administrative and Support Service Activities
F	Construction	P	Education
G	Wholesale and Retail Trade; Repair of Motor Vehicles and Motorcycles	Q	Human Health and Social Work Activities
H	Transportation and Storage	R	Arts, Entertainment and Recreation
I	Accommodation and Food Service Activities	S	Other Service Activities

The following sections of the 2009 PSIC are excluded from the scope of this survey and all other establishment-based surveys of PSA:

- a. Public Administration and Defense, Compulsory Social Security (Section O)
- b. Activities of Households as employers; Undifferentiated Goods and Services Producing Activities of Households to Own Use (Section T)
- c. Activities of Extra-territorial Organization and Body (Section U)

## I.6. Other Related Topics

### I.6.1. ASPBI Slogan and Logo

*“Providing Statistics for a Globally Competitive Economy”* is the slogan of all business and industry surveys and other surveys conducted by PSA.



The logo, which is a stylistic representation of the Filipino flag, capsulizes the objectives of the 2019 ASPBI.

The GOLDEN sun represents the vision of hope which reaches out like the sun's rays for the improvement of the quality of life of all Filipinos; the RED chart signifies the desired trend of the country's economic progress; the WHITE building denotes the business and industries that propel the growth of the economy; while the BLUE background symbolizes the cooperation between and among data providers, data producers, and data users.

### I.6.2. Legal Authority

The conduct of the 2019 ASPBI is authorized under the RA No. 10625 known as the Philippine Statistical Act of 2013 - Reorganizing and strengthening of the Philippine Statistical System (PSS), its agencies, and instrumentalities. It shall be the policy of the State to affect the necessary and proper changes in the organizational and functional structures of the PSS to rationalize and promote efficiency and effectiveness in the delivery of statistical services.

Section 25 (Obligation to Provide Information) of the same law stipulated that all respondents, whether natural or legal persons, are required to provide truthful and complete information to all statistical inquiries or surveys conducted by the PSA.

Section 26 (Confidentiality of Information) states that data provided by respondents shall be considered privileged communication and as such shall be inadmissible as evidence in any proceeding.

*“Individual data furnished by a respondent to statistical inquiries, surveys, and censuses of the PSA shall be considered privileged communication and as such shall be inadmissible as evidence in any proceeding. The PSA may release aggregated information from statistical inquiries, surveys, and censuses in the form of summaries or statistical tables in which no reference to an individual, corporation, association, partnership, institution or business enterprise shall appear...”*

Section 27 specifies the penalties for any person who breach the confidentiality of information and for respondents who failed to provide truthful and complete information.

*“Respondents of primary data collection activities such as censuses and sample surveys are obliged to give truthful and complete answers to statistical inquiries. The gathering, consolidation and analysis of such data shall likewise be done in the most truthful and credible manner.*

*To ensure compliance, any violation of this Act shall result in the imposition of the penalty of one (1) year imprisonment and a fine of One hundred thousand pesos (P100,000.00). In cases where the respondent fails to give truthful and complete answer to such statistical inquiries is a*

*corporation, the above penalty shall be imposed against the responsible officer, director, manager and/or agent of said corporation. In addition, such erring corporation or any other juridical entity, depending on the category of the enterprise or business concerned whether small, medium or large, shall be imposed a fine ranging from One hundred thousand pesos (P100,000.00) to Five hundred thousand pesos (P500,000.00).*

*Any person, including parties within the PSA Board and the PSA, who breach the confidentiality of information, whether by carelessness, improper behavior, behavior with malicious intent, and use of confidential information for profit, are considered guilty of an offense and shall be liable to fines as prescribed by the PSA Board which shall not be less than Five thousand pesos (P5,000.00) nor more than Ten thousand pesos (P10,000.00) and/or imprisonment of three (3) months but not to exceed one (1) year, subject to the degree of breach of information.*

*Failure to comply with the survey clearance provision shall be penalized by a fine of Fifty thousand pesos (P50,000.00) to One hundred thousand pesos (P100,000.00), depending on the gravity and seriousness of such noncompliance.”*

RA No. 6713 further provides for the Code of Conduct and Ethical Standards for Public Officials and Employees.

Section 7 of RA No. 6713 states that:

“...(c) Disclosure and/or misuse of confidential information. Public officials and employees shall not use or divulge confidential or classified information officially known to them by reason of their office and not made available to the public, either: (1) to further their private interest, or give undue advantage of anyone, or (2) to prejudice the public interest...”

#### I.6.3. Reference Period

All information collected in the 2019 ASPBI refers to the calendar year 2019. However, employment data was as of 15 November 2019. This was based on the results of the study on business practices where establishments find it easier to provide the number of employees as of the second month of the last quarter of the reference year.

Reports of establishment on a fiscal year other than January to December 2019 were accepted provided previous years' annual reports used the same period of reporting.

#### I.6.4. Survey Operations

The 2019 ASPBI comprised of the following major phases of operation: preparatory activities, training, field operations, data processing, tabulation, dissemination, and evaluation and documentation.

#### I.6.4.1. Preparatory Activities

PSA officials, selected Economic Sector Statistics Service (ESSS) statisticians, Systems Development Division (SDD), Systems Quality Assurance Division (SQAD), and Service and Industry Census Division (SICD) personnel undertook the planning activities for the 2019 ASPBI.

The planning activities included the following: preparation of timetable of activities, budget preparation and logistics, questionnaire design and content, preparation of manuals (field operations and manual processing and data processing), clearance process, preparation of sampling design, frame updating, and sample selection, preparation of edit specifications and tabulation format and specifications, computer system design and program development, publicity campaign, printing of survey forms and manuals, preparation for shipment of survey materials, and other related activities.

The publicity campaign was done to inform and educate the general public on the basic information and importance of the 2019 ASPBI. It aimed to solicit support from government and non-government agencies, business organizations, and target respondents in the early submission of reports. Display of 2019 ASPBI streamers and posters was done in the central office and the field offices.

#### I.6.4.2. Training

Training for the field operations and processing was done in two phases, as follows:

##### Phase I – Training for Field Operation and Manual Processing

Training for field operations and manual processing was done on three levels, as follows:

1. Task force training. The first level of training was conducted from 05 to 07 October 2020. Field operations and processing procedures, technical and administrative aspects of the survey were discussed extensively in this training. It was attended by selected Industry Statistics Division (ISD) and Services Statistics Division (SSD) statisticians and selected SDD and SQAD personnel.
2. Second level training. This level of training was conducted from 12 to 14 October 2020 in all Regional Statistical Services Offices (RSSOs) with participants in the first level training as trainers.

Regional Directors (RDs), Chief Statistical Specialists (CSSs), Officers-in-Charge (OICs), and regional and provincial focal persons responsible for establishments participated in this training.

3. Third level training. This training was conducted in all provinces and five districts of NCR from 19 to 21 October 2020 with participants in the second level training as trainers.



Participants to this training were the Statistical Specialists (SSs), Statistical Analysts (SAs), Provincial Statistical Office (PSO) staff, and hired Statistical Researchers (SRs).

## Phase II – Training for Data Processing (Machine)

Training for data processing (machine) was done in two levels, as follows:

1. Task force training. The first level training of machine data processing was conducted from 09 to 11 November 2020. Participants were the ESSS subject-matter employees and selected SDD and SQAD personnel.
2. Second level training. Data processing, folioing, verification of error listing, and the different modules of the EDMS were discussed thoroughly in this training. The training was conducted from 16 to 18 November 2020 where the participants consisted of provincial focal persons, selected provincial staff, and hired SRs. ISD and SSD statisticians and selected SDD staff who attended the Task Force training served as trainers for the 2nd level training.
3. Third level training. This training was conducted from 23 to 25 November 2020 with the participants in the second level training as trainers, participants to this training were the Statistical Specialist II/Statistical Staff and hired SRs.

### I.6.4.3. Field Operations

#### Distribution of Questionnaires

Distribution of questionnaires for the 2019 ASPBI, including the 2019 SICT, was done by PSO staff, and hired SRs through personal delivery of the questionnaires to the sample establishments. This activity was done from 03 to 29 November 2020.

#### Collection and Field Editing of Questionnaires

Collection of data was done either through a self-administered questionnaire, accomplishment of electronic questionnaire or web-based online questionnaire. Field editing of all collected questionnaires was done to ensure completeness and consistency of entries between data items to avoid revisits or callbacks.

Collection and field editing of questionnaires was scheduled from 10 November 2020 to 29 January 2021.

### Supervision

The Regional Director, CSSs, and provincial focal persons conducted close supervision on the collection and editing of questionnaires to ensure the quality of data and completeness of survey returns.

### Receipt and Control

An online version of the Monitoring and Tracking System (MTS) developed by SDD was used by field offices to keep track of the distribution, collection, and transmittal of questionnaires. At the same time, a control list of sample establishments was made available where information on the status of the questionnaire was recorded.

The online MTS was also utilized by ESSS-Receipt and Control Unit (RCU) to monitor the distribution, collection, and submission of questionnaires from the provincial offices to the Central Office. Consolidated progress reports and status reports were prepared regularly to inform the management and field offices of the progress of the survey operations.

#### I.6.4.4. Data Processing

Processing or editing of accomplished questionnaires was done to check for the completeness, validity, consistency, and reasonableness of data. It consisted of two stages: manual processing and machine processing.

### Manual Processing

Manual processing of questionnaires was done in three levels, as follows:

1. Field editing of data was done by SSs, SAs, PSO staff, and hired SRs upon collection of the accomplished questionnaire from the sampled establishment. The objective is to check for completeness and consistency of entries in the questionnaire, following the instructions provided in the Field Operations and Processing Manual. Any missing data was corrected at this stage as this can be immediately verified from the respondent.
2. Verification of data was done by PSO Staff upon receipt of the accomplished questionnaires from the field staff and hired SRs to check for completeness as well as for the consistencies and validity of entries. In some instances, the staff contacted directly the establishments through phone calls or sent email inquiries to verify some inconsistent or missing data.
3. Review of accomplished questionnaires to check the consistency and reasonableness of entries and processing of consolidated reports were done by the ESSS subject-matter staff. Consolidated reports of enterprises were disaggregated at the firm level using ratios and proportions of the individual firms to the enterprise. Moreover, the review process

validated the status of establishments that were non-responding and reported closed, cannot be located, transferred, and out-of-scope. Telephone inquiry was extensively utilized to verify information from the establishment's contact person. The Internet was also used to obtain information on the contact address and to research for information on the status of the establishment.

### Machine processing

Machine processing comprised of data entry, generation, and verification of structural and consistency edit, completeness check, and summary file report. The PSOs were mainly responsible for data entry and validation, and encoding of updates while the CO for the analysis of completeness check and summary file reports, evaluation and analysis of data, and generation of statistical tables.

The EDMS, an online system designed and developed by the SDD staff, was utilized to facilitate the processing of survey data from data entry up to the generation of statistical tables.

## **II. DATA COLLECTION**

### II.1. Data Collection Procedure

The 2019 ASPBI utilized self-administered questionnaires which were distributed to sample establishments by field office personnel and/or hired SRs from the PSOs. The PSO Staff/SRs will set a date on when to collect the questionnaire from the sample establishments.

### II.2. Instruments

#### Survey Questionnaires

The 2019 ASPBI utilized seven types of questionnaires, each with a corresponding clearance number and an expiration date of 30 September 2021.

Table 2 shows the different types of questionnaires, their spot color, and assigned clearance numbers.

**Table 2. Types of Questionnaires**

Form Number	Form Title	Spot Color	Clearance Number	PSIC Section
ASPBI Form 1	Agriculture, Forestry and Fishing	Green	PSA-2037-01	A
ASPBI Form 2	Mining and Quarrying; Manufacturing	Yellow	PSA-2037-02	B, C
ASPBI Form 3	Electricity, Gas, Steam and Air Conditioning Supply; and Water Supply; Sewerage, Waste Management and Remediation Activities	Turquoise	PSA-2037-03	D, E
ASPBI Form 4	Construction	Orange	PSA-2037-04	F
ASPBI Form 5	Wholesale and Retail Trade; Repair of Motor Vehicles and Motorcycles	Red	PSA-2037-05	G
ASPBI Form 6	Financial and Insurance Activities	Silver Gray	PSA-2037-06	K
ASPBI Form 7	Business and Services	Blue	PSA-2037-07	H, I, J, L, M, N, P, Q, R, S

The sample establishments also responded to the survey through the use of web-based version of the 2019 ASPBI questionnaires which were accomplished online at the PSA website at <https://aspbi.psa.gov.ph>. The electronic copies of the questionnaires via Excel or Fillable PDF file format, as another option to respond to the survey were emailed upon request to sample establishments.

### II.3. Data Items

Table 3 shows the list of data items in the 2019 ASPBI questionnaires.

**Table 3. List of Data Items**

Item No.	Description
Cover Page	Name and Address of the Establishment and Its Reporting Unit, if any Control Panel for Establishment Characteristics ( <i>For PSA Use Only</i> )
1	Business and Registered Name in 2019, Business Address, Company Website and Establishment Tax Identification Number (TIN)
2	Economic Activity or Business in 2019

*Continued*

**Table 3 - - Concluded**

Item No.	Description
3	Year Started Operation
4	Legal Organization in 2019
5	Economic Organization in 2019
6	Capital Participation as of 31 December 2019
7	Total Employment as of 15 November 2019
8	Workers on Sub-Contract Agreement or Under Manpower Agencies/Contractors as of 15 November 2019
9	R&D Personnel Directly-hired as of 15 November 2019
10	Number of Production/Construction Workers as of 15 November 2019 (For ASPBI Forms 2, 3 and 4)
11	Total Hours Worked by Production/Construction Workers in 2019 (For ASPBI Forms 2, 3 and 4)
12	Revenue in 2019
13	Sales from E-commerce Transactions in 2019
14	Subsidies Received from the Government in 2019
15	Expense in 2019
16	Capital Expenditures, Sale and Book Value of Tangible Fixed Assets, including Losses and Damages in 2019
17	Capital Expenditures for All Tangible Fixed Assets by Mode of Acquisition in 2019
18	Capital Expenditures and Book Value for Intangible Assets in 2019
19	Total Assets as of 31 December 2019
20	Average Capacity Utilization Rate of the Establishments in 2019 (For ASPBI Form 2 and 3)
21	Inventories in 2019
22	Branches, Divisions, Plants Owned and Controlled (for Main Office)

### III. METHODOLOGY

#### III.1. Unit of Enumeration

The unit of enumeration in the 2019 ASPBI is the establishment. An establishment is defined in the United Nations International Recommendations on Industrial Statistics as “*an economic unit under single ownership or control, i.e., under a single legal entity, engaged in one or predominantly one kind of economic activity at a single fixed location.*”

In actual practice, however, there are difficulties in applying the ideal definition so the establishment is defined in operational terms to take into account the organization and record-keeping practices of certain sections by making the single location and activity criteria more flexible. It is then necessary to use the kind-of-activity unit (KAU).

The KAU is *“the unit that is engaged in the production of the most homogenous group of goods and services, usually at one location, but sometimes over a wider area, for which separate records are available that can provide data concerning the production of these goods and services and the materials, labor and physical resources used in the production.”*

The above definition applies to the following sections and industries:

### Sections

- a. Construction
- b. Transportation and Storage
- c. Real Estate Activities

### Industries

- |   |   |
|---|---|
| a. Wired telecommunications activities                                  | f. Travel agency and tour operator activities       |
| b. Wireless telecommunications activities                               | g. Other reservation service and related activities |
| c. Satellite telecommunications activities                              | h. Security and investigation activities            |
| d. Telephone access in facilities open to the public service activities | i. General cleaning of buildings                    |
| e. Other telecommunications service activities, n.e.c.                  |   |

The use of the kind-of-activity unit (KAU) for the above-mentioned sections and industries was necessary as there is no restriction for the geographical areas in which a given kind of activity is carried on by a single legal entity.

### III.1.1. Classification of Establishments

An establishment is categorized by its economic organization, legal organization, industrial classification, establishment size, and geographic classification.

#### Economic Organization (EO)

This relates to the organizational structure or role of the establishment in the organization.

The following are the types of EO:

- a. Single establishment (EO=1) is an establishment which has neither branch nor main office.
- b. Branch only (EO=2) is an establishment which has a separate main office located elsewhere.
- c. Establishment and main office (EO=3), is one where the establishment is located in the same address as the main office and with branch/es elsewhere.
- d. Main office only (EO=4) is the unit which controls, supervises and directs one or more establishments of an enterprise.
- e. Ancillary unit other than Main Office (EO=5) is the unit that operates primarily or exclusively for a related establishment or group of related establishments or its parent establishment and provides goods or services that support but do not become part of the output of those establishments.

#### Legal Organization (LO)

This provides the legal basis for ownership of the establishment. The following are the types of LO:

- a. Single Proprietorship (LO=1) is a business establishment organized, owned and managed by one person, who alone assumes the risk of the business enterprise.
- b. Partnership (LO=2) is an association of two or more individuals for the conduct of a business enterprise based upon an agreement or contract between or among them to contribute money, property or industry into a common fund with the intention of dividing profits among themselves.
- c. Government Corporation (LO=3) is a corporation organized for private aim, benefit or purpose with the government as the majority stockholder, regardless of whether they are stock or non-stock corporations.
- d. Stock Corporation (LO=4) is an ordinary business corporation organized by private persons, created and operated for the purpose of making a profit which may be distributed in the form of dividends to stockholders on the basis of their invested capital.
- e. Non-Stock Non-Profit Corporation (LO=5) is a business corporation which does not issue stock to its members and are created not to profit but for the public good and welfare. Of this character, are most of the religious, social, literary, scientific, civic and political organizations and societies.
- f. Cooperative (LO=6) is an organization composed primarily of small producers and/or consumers who voluntary join together to form a business enterprise, which they themselves own, control and patronize.
- g. Others (LO=7) are organizations not classified in any of the above classification like private associations, foundations, non-government organizations, etc.

## Industrial Classification

The industrial classification of an economic unit is determined by the activity from which it derives its major income or revenue. The 2009 PSIC was utilized to classify economic units according to their economic activities. It was approved for adoption by government agencies and instrumentalities through PSA Board Resolution No. 1 Series of 2017-158 signed on 14 February 2017.

The 2009 PSIC is a detailed classification of industries prevailing in the country according to the kind of productive activities undertaken by the establishments. It is aligned with the International Standard Industrial Classification of all Economic Activities (ISIC) Revision 4, as officially released by the United Nations Statistics Division on 11 August 2008 for adoption by countries in their revised national classifications by 2010.

The 2009 PSIC took into account the significant changes in the relative importance of various economic activities in the country that have taken place since 2002. It is linked with the ASEAN Common Industrial Classification (ACIC) as approved by the ASEAN Heads of Statistical Offices (AHSOM) in November 2006.

The structure and coding system of the 2009 PSIC consists of an alpha character and five numeric digits. The alpha character, represents the **section**, the first two digits represent the **division**; the first three digits, the **group**; the first four digits, the **class**; and all 5 digits, the **sub-class**.

### **Example: PSIC Code C10621**

<b>Section</b>	C	Manufacturing
<b>Division</b>	10	Manufacture of food products
<b>Group</b>	106	Manufacture of grain mill products, starches and starch products
<b>Class</b>	1062	Manufacture of grain and vegetable mill products except rice and corn
<b>Sub-class</b>	10621	Cassava flour milling



Table 4 shows the levels of disaggregation of industries in the 2009 PSIC.

**Table 4. Levels of Disaggregation of the 2009 PSIC by Section**

Code	Section	Division	Group	Class	Sub-class
	<b>Total</b>	<b>88</b>	<b>246</b>	<b>521</b>	<b>1,285</b>
A	Agriculture, Forestry, and Fishing	3	12	53	157
B	Mining and Quarrying	5	10	15	32
C	Manufacturing	24	73	201	476
D	Electricity, Gas, Steam, and Air Conditioning Supply	1	3	3	3
E	Water Supply; Sewerage, Waste Management and Remediation Activities	4	6	8	8
F	Construction	3	8	10	15
G	Wholesale and Retail Trade; Repair of Motor Vehicles and Motorcycles	3	20	45	189
H	Transportation and Storage	5	12	21	56
I	Accommodation and Food Service Activities	2	5	6	20
J	Information and Communication	6	13	25	39
K	Financial and Insurance Activities	3	10	21	45
L	Real Estate Activities	1	2	5	6
M	Professional, Scientific and Technical Activities	7	16	16	38
N	Administrative and Support Service Activities	6	19	28	74
O	Public Administration and Defense; Compulsory Social Security	1	3	7	12
P	Education	1	6	13	24
Q	Human Health and Social Work Activities	3	9	11	32
R	Arts, Entertainment, and Recreation	4	5	10	18
S	Other Service Activities	3	10	18	34
T	Activities of Households as Employers; Undifferentiated Goods – and Services-Producing Activities of Private Households for Own Use	2	3	3	3
U	Activities of Extraterritorial Organizations and Bodies	1	1	2	4

#### Establishment Size Classification

The size of an establishment is determined by its total employment as of a specific date.

Table 5 shows the Employment Size (SZ) classification and code used in the survey.

**Table 5. Employment Size and Code**

SZ Code	Total Employment	SZ Code	Total Employment
0	1 – 4	5	100 – 199
1	5 – 9	6	200 – 499
2	10 – 19	7	500 – 999
3	20 – 49	8	1,000 – 1,999
4	50 – 99	9	2,000 and over

### Geographic Classification

Establishments are also classified by geographic area using the Philippine Standard Geographic Code (PSGC) classification. The PSGC is a systematic classification and coding of geographic areas in the country. It contains updates on the official number of regions, provinces, cities, Municipalities, and barangays in the Philippines.

Based on the PSGC as of 31 December 2019, the Philippines has 17 regions, 81 provinces, 146 cities, 1,488 municipalities, and 42,045 barangays. The update in 2019 was the renaming of the province of Compostela Valley to Davao De Oro by virtue of Republic Act No. 11297.

### III.2. Sampling Frame

The frame for the 2019 ASPBI was extracted from the preliminary results of the 2019 List of Establishments (LE) as of 05 February 2020. Basic information and status of the establishments in the sampling frame were updated based on the latest results of the various establishment based surveys such as the 2019 Quarterly Survey of Philippine Business and Industry (QSPBI), 2018 Census of Philippine Business and Industry (CPBI), and other sources.

The preliminary 2019 LE shows that there were 1,000,524 establishments in operation nationwide, of which 336,712 (33.7%) were within the scope and coverage of the 2019 ASPBI. This frame was used to draw the sample establishments for the survey.

### III.3. Sample Selection Procedure

For all sections, samples were selected using stratified systematic sampling within the region. For each region, industry group, and employment stratum, the establishments were sorted by province from the largest actual employment to the smallest actual employment, business name, and Establishment Control Number (ECN).

Stratified systematic sampling was chosen so that the TE values of sample establishments were spread out, resulting in having a good representation of samples within the employment stratum.

This mode of sampling will somehow provide implicit stratification of TE by employment size group, thus avoiding all sample establishments with low TE values or high TE values.

### III.3.1. Sampling Design

The 2019 ASPBI used a stratified systematic sampling design with 3-digit or 5-digit PSIC serving as the first stratification variable and total employment as the second stratification variable.

### III.3.2. Sampling Units

The sampling unit of the 2019 ASPBI was the establishment. In particular, the sampling units for industries identified as the kind-of-activity unit (KAU) were establishments with EO = 1, 3, and 4. The sampling units for non-KAU industries were establishments with EO = 1, 2, and 3. For Government-Owned or Controlled Corporations (GOCCs), the sampling units were establishments with EO = 1, 3, and 4, except for those engaged under Sections G and R in which the sampling units are establishments with EO = 1, 2, and 3. This was based on the availability of data in the identified sampling units which maintain the records and ensure completeness of coverage.

Table 6 shows the sampling units by section and selected industries.

**Table 6. Sampling Units by Section and Selected Industries**

Section/ Industry Code	Description	EO
A	Agriculture, Forestry and Fishing	1, 2, 3
B	Mining and Quarrying	1, 2, 3
C	Manufacturing	1, 2, 3
D	Electricity, Gas, Steam and Air Conditioning Supply	1, 2, 3
E	Water Supply; Sewerage, Waste Management and Remediation Activities	1, 2, 3
F	Construction	1, 3, 4
G	Wholesale and Retail Trade; Repair of Motor Vehicles and Motorcycles	1, 2, 3
H	Transportation and Storage	1, 3, 4
I	Accommodation and Food Service Activities	1, 2, 3
J	Information and Communication except J611, J612, J613,	1, 2, 3

*Continued*

**Table 6 – Concluded**

<b>Section/ Industry Code</b>	<b>Description</b>	<b>EO</b>
J611	Wired telecommunications activities	1, 3, 4
J612	Wireless telecommunications activities	1, 3, 4
J613	Satellite telecommunications activities	1, 3, 4
J61901	Telephone access in facilities open to the public service	1, 3, 4
J61909	Other telecommunications service activities	1, 3, 4
K	Financial and Insurance Activities	1, 2, 3
L	Real Estate Activities	1, 3, 4
M	Professional, Scientific and Technical Activities	1, 2, 3
N	Administrative and Support Service Activities, except N791,	1, 2, 3
N791	Travel agency and tour operator activities	1, 3, 4
N799	Other reservation service and related activities	1, 3, 4
N80	Security and investigation activities	1, 3, 4
N81210	General cleaning of buildings	1, 3, 4
P	Education	1, 2, 3
Q	Human Health and Social Work Activities	1, 2, 3
R	Arts, Entertainment and Recreation	1, 2, 3
S	Other Service Activities	1, 2, 3

### III.3.3 Sampling Domains

The sampling domains for the 2019 ASPBI were the 17 administrative regions (geographic domains), the industry classes/sub-classes (3-digit/5-digit) of the 2009 PSIC (industry domains), the employment size strata, and the employment groupings (MSME) domain.

#### Industry Domain

The industry strata are the 3-digit levels or industry groups of the 2009 PSIC, except for selected certainty industries, core Information and Communication Technology (ICT) industries, and Business Process Management (BPM) industries where the 5-digit levels or sub-class served as the industry strata. Generally, the industry strata are the same for all establishments within the employment groupings (MSME) classifications.

Table 7 shows a summary of the number of industry domains by section.

**Table 7. Distribution of Industry Strata by Section**

Section	Number of Industry Strata	Section	Number of Industry Strata
<b>Total</b>	<b>351</b>		
A	10	J	26
B	14	K	10
C	144	L	2
D	2	M	16
E	12	N	19
F	16	P	6
G	38	Q	9
H	11	R	5
I	5	S	6

To address the data needs of stakeholders for a more detailed industrial classification, selected industries (D35100, J59110, J59120, and J62010) were split and assigned subindustry codes.

However, the original 2009 PSIC code was used in the publication of survey results. The newly assigned industry codes will be used to generate data for the sub-industries only upon request.

Table 8 shows the split industries with assigned codes.

**Table 8. Assigned Industry Codes for Split Industries**

2009 PSIC Code	Assigned Industry Code	Description
D35100	D3510	Generation, transmission and distribution of electricity
	D35101	Generation of electricity
	D35102	Transmission of electricity
	D35103	Distribution of electricity
J59110	J59113	Motion picture, video and television programme activities
	J59111	Pre and main production of traditional and 2D animation
	J59112	Pre and main production of 3D animation
	J59119	Pre and main production of other motion films

*Continued*

**Table 8 – Concluded**

J59120	J5912	Motion picture, video and television programme post-production activities
	J59121	Post production of traditional and 2D animation
	J59122	Post production of 3D animation
	J59129	Post production of other motion films and etc.
J62010	J6201	Computer programming activities
	J62011	Game design and development
	J62019	Other computer programming activities

### Employment Stratum

Within the industry domains for each section, the establishments were further stratified by total employment (TE). The TE sizes were grouped into six (6) to comprise the employment strata. The basic considerations for grouping were the concentration of establishments in the TE sizes and the occurrence of stratum jumpers between TE sizes.

Table 9 shows the employment strata and corresponding SZ codes and TE sizes.

**Table 9. Employment Strata by Size Code and TE Size**

Employment Stratum	SZ Code	TE Size
1	0, 1	1 – 9
2	2	10 – 19
3	3	20 – 49
4	4	50 – 99
5	5	100 – 199
6	6-9	200 and over

### Employment Groupings (MSME) Domain

Considering the need for data on employment groupings (MSME), the establishments were grouped according to four (4) employment group (MSME) domains.

Table 10 shows the employment groupings (MSME) domain and corresponding SZ codes and TE sizes.

**Table 10. Employment Groupings (MSME) Domain by Size Code and TE Size**

Employment Groupings (MSME) Domain	SZ Code	TE Size
1	0, 1	1 – 9
2	2	10 – 19
3	3	20 – 49
4	6-9	200 and over

Geographic Domain

The 17 administrative regions served as the geographic domains for all employment sizes.

Table 11 shows the list of 17 regions and their respective provinces

**Table 11. Geographic Domain and Its Composition**

Region	Province/City/Municipality
National Capital Region (NCR)	City of Manila, Quezon City, Mandaluyong City, Marikina City, Pasig City, San Juan City, Caloocan City, Malabon City, Navotas City, Valenzuela City, Makati City, Pateros, Taguig City, Parañaque City, Las Piñas City, Muntinlupa City, Pasay City
Cordillera Administrative Region (CAR)	Abra, Apayao, Benguet, Ifugao, Kalinga, Mountain Province
Region I – Ilocos Region	Ilocos Norte, Ilocos Sur, La Union, Pangasinan
Region II – Cagayan Valley	Batanes, Cagayan, Isabela, Nueva Vizcaya, Quirino
Region III – Central Luzon	Aurora, Bataan, Bulacan, Nueva Ecija, Pampanga, Tarlac, Zambales
Region 4A – CALABARZON	Batangas, Cavite, Laguna, Quezon, Rizal
MIMAROPA Region	Marinduque, Occidental Mindoro, Oriental Mindoro, Palawan, Romblon
Region V – Bicol Region	Albay, Camarines Norte, Camarines Sur, Catanduanes, Masbate, Sorsogon
Region VI – Western Visayas	Aklan, Antique, Capiz, Guimaras, Iloilo, Negros Occidental
Region VII – Central Visayas	Bohol, Cebu, Siquijor, Negros Oriental
Region VIII – Eastern Visayas	Biliran, Eastern Samar, Leyte, Northern Samar, Samar (Western), Southern Leyte
Region IX – Zamboanga Peninsula	Zamboanga del Norte, Zamboanga del Sur, Zamboanga Sibugay, Isabela City

*Continued*

**Table 11 – Concluded**

<b>Region</b>	<b>Province/City/Municipality</b>
Region X– Northern Mindanao	Bukidnon, Camiguin, Lanao del Norte, Misamis Occidental, Misamis Oriental
Region XI – Davao Region	Compostela Valley, Davao del Norte, Davao del Sur, Davao Oriental, Davao Occidental
Region XII – SOCCSKSARGEN	Cotabato (North), Sarangani, South Cotabato, Sultan Kudarat, Cotabato City
Region XIII – Caraga	Agusan del Sur, Agusan del Norte, Dinagat Island, Surigao del Norte, Surigao del Sur
Autonomous Region in Muslim Mindanao (ARMM)	Basilan (excluding Isabela City), Lanao del Sur, Maguindanao (excluding Cotabato City), Sulu, Tawi-Tawi

### III.3.4. Sample Size

The primary consideration in the determination of the sample size for the survey was its manageability at the optimum level of an estimated budget without compromising the reliability and accuracy of survey results. The sample size was computed based on the target Coefficient of Variation (CV) of eight (8) percent.

The sample size was determined by Employment Groupings (MSME) classification and Industry Stratum. The minimum sample was set to five (5) establishments per cell (industry domain and employment stratum). However, when the total number of establishments (N) in the cell was equal to or less than the set minimum sample size, all establishments in the cell were taken as samples.

For sampling purposes, the survey frame was divided into four primary strata. Stratum 1 was comprised of Mining and Quarrying (Section B), and Electricity, Gas, Steam and Air Conditioning Supply (Section D); Stratum 2 consisted of establishments under certainty industries including the BPM industries except selected industries under the Information and Communication (Section J); Stratum 3 was composed of establishments with TE of 100 and over except establishments under strata 1 and 2; and Stratum 4 included all other establishments not classified in strata 1 to 3. Strata 1 to 3 were considered as certainty strata while Stratum 4 was treated as a non-certainty stratum.



Table 12 shows the list of primary strata.

**Table 12. Primary Strata**

<b>Stratum Code</b>	<b>Sampling Unit</b>	<b>Sampling Indicator</b>
1	Establishments under Sections B and D	Certainty
2	Establishments under the certainty industries BPM Industries except industries under Section J	Certainty
3	Establishments with TE of 100 and over except establishments under strata 1 - 2	Certainty
4	All other establishments not classified in strata 1 - 3	Non-certainty

### III.3.5. Samples under Certainty Stratum

All establishments under the certainty strata (Strata 1 to 3) were extracted from the frame and are already considered as samples for the survey. III.3.6. 2019 ASPBI Samples,

### III.3.6. 2019 ASPBI Samples

All samples in the certainty and non-certainty strata are combined to comprise the total samples for the survey. Thus, the total number of samples for the 2019 ASPBI was 37,000 establishments.

Table 13 shows the distribution of samples by section.

**Table 13. Number of Sample Establishments by Section**

<b>Section</b>	<b>Industry Description</b>	<b>Number of Samples</b>
<b>Total</b>		<b>37,000</b>
A	Agriculture, Forestry and Fishing	951
B	Mining and Quarrying	331
C	Manufacturing	4,590
D	Electricity, Gas, Steam and Air Conditioning Supply	430
E	Water Supply, Sewerage, Waste Management and Remediation Activities	775
F	Construction	1,237
G	Wholesale and Retail Trade; Repair of Motor Vehicles and Motorcycles	8,514
H	Transportation and Storage	984

*Continued*

**Table 13 – Concluded**

I	Accommodation and Food Service Activities	2,052
J	Information and Communication	4,350
K	Financial and Insurance Activities	1,535
L	Real Estate Activities	728
M	Professional, Scientific and Technical Services	1,170
N	Administrative and Support Service Activities	3,639
P	Education	2,150
Q	Human Health and Social Work Activities	1,194
R	Arts, Entertainment and Recreation	451
S	Other Service Activities	1,919

### III.3.7. Sample Allocation for Non-Certainty Samples

Proportional allocation was applied in the non-certainty stratum for each 3-digit level (industry group) of the 2009 PSIC within the region, except for selected certainty industries, core ICT industries, and selected BPM industries where the 5-digit levels (industry sub-class) served as industry strata.

### III.4. Estimation Procedure

#### III.4.1. Estimation of Survey Weights

##### a) Base Weight

The base weight is the inverse of the probability of selection. For the ASPBI, the base weight for each domain is given by:

$$w_{hk} = \frac{N_h}{n_h}$$

where:

- $w_{hk}$  = weight of the  $k^{\text{th}}$  establishment in the  $h^{\text{th}}$  stratum
- $N_h$  = total no. of establishments in the  $h^{\text{th}}$  stratum
- $n_h$  = total no. of sample establishments in the  $h^{\text{th}}$  stratum
- $h$  = refers to the industry-employment stratum

b) Adjustment Factor Due to Non-Response

To take into account the non-responding sample establishments, the adjustment factor by region and industry domain is as follows:

$$A_s = \frac{\sum_{k=1}^n w_{hk} X_{1k}}{\sum_{k=1}^n w_{hk} X_{2k}}$$

where:

- $A_s$  = adjustment factor for industry domain s
- $X_{1k}$  = eligibility status of the  $k^{\text{th}}$  sample establishment  
(1 if eligible, 0 otherwise)
- $X_{2k}$  = responding status of the  $k^{\text{th}}$  sample establishment  
(1 if responding, 0 otherwise)

c) Final Weight

The adjusted weight is the product of the base weight and adjustment factor due to nonresponse. That is

$$w'_{hk} = (w_{hk})(A_s)$$

where:

- $w'_{hk}$  = final weight of the  $k^{\text{th}}$  sample establishment in stratum h
- $w_{hk}$  = base weight of the  $k^{\text{th}}$  establishment in the  $h^{\text{th}}$  stratum
- $A_s$  = adjustment factor for industry domain s

## III.4.2. Estimation of Total

a) Total by Industry-Employment Stratum

The estimator for the total of a characteristic in each industry-employment stratum in a region (geographic domain) is given by:

$$\hat{Y}_h = \sum_{j=1}^{n_h} w'_{hk} y_{hk}$$

where:

- $y_{hk}$  = value of the  $k^{\text{th}}$  sample establishment in stratum h
- $w'_{hk}$  = final weight of the  $k^{\text{th}}$  sample establishment in stratum h

b) Total by Industry Stratum and Domain

The estimator for the total of a characteristic in each industry stratum in each regional domain is given by:

$$\hat{Y}_{ir} = \sum_{h=1}^{h_i} \sum_{j=1}^{n_h} w'_{hk} y_{hk}$$

where:

$h_i$  = number of employment strata for industry stratum i

c) Total by Employment Stratum and Domain

The estimator for the total of a characteristic in each employment stratum in each regional domain is given by:

$$\hat{Y}_{jr} = \sum_{h=1}^{h_j} \sum_{j=1}^{n_h} w'_{hk} y_{hk}$$

where:

$h_j$  = number of industry strata for employment stratum j

$r$  = subscript for geographic domain r

d) Total by Geographic Domain

The estimator for the total of a characteristic in each geographic domain is given by:

$$\hat{Y}_r = \sum_{i=1}^I \hat{Y}_{ir}$$

or

$$\hat{Y}_r = \sum_{j=1}^J \hat{Y}_{jr}$$

where:

$I$  = total number of industry strata in geographic domain r

$J$  = total number of employment strata in geographic domain r

e) Total by Industry Stratum (National)

The estimator for the national total of a characteristic in each industry domain/stratum is given by:

$$\hat{Y}_i = \sum_{r=1}^R \hat{Y}_{ir}$$

where:

$R$  = total number of regions

f) Total by Employment Stratum (National)

The estimator for the national total of a characteristic in each employment domain/stratum is given by:

$$\hat{Y}_j = \sum_{r=1}^R \hat{Y}_{jr}$$

g) National Total

The estimator for the national total of a characteristic is given by:

$$\hat{Y} = \sum_{i=1}^I \hat{Y}_i$$

or

$$\hat{Y} = \sum_{j=1}^J \hat{Y}_j$$

## III.5. Imputation Procedure

Data of non-responding establishments were imputed manually based on the established imputation methods. Sources of information were from previous reports of the same establishment or report of other responding establishments with similar characteristics, financial statements filed at the Securities and Exchange Commission, and other establishment-based censuses and surveys.

Data of closed, duplicate, temporarily stopped operation, out of scope, merged with other enterprise, and informal sector establishments were not imputed.

### III.6 Tabulation

Tabulation included generation and evaluation of preliminary and final statistical tables. The statistical tables were evaluated for internal and external consistency of data.

The statistical tables were presented at the national and regional level by industry group (3-digit PSIC level). Statistical tables by employment groupings (MSME) classification were generated at the national level. The preliminary results of the survey were posted on the PSA website.

Table 14 shows the dates when the preliminary and final results by section were posted on the website.

**Table 14. Dates of Web Posting of 2019 ASPBI Preliminary Results by Section**

Section	Industry Description	Dates Posted at PSA Website Preliminary Results
A	Agriculture, Forestry and Fishing	11 February 2022
B	Mining and Quarrying	14 February 2022
C	Manufacturing	10 May 2022
D	Electricity, Gas, Steam and Air	08 February 2022
E	Water Supply, Sewerage, Waste	27 February 2022
F	Construction	29 April 2022
G	Wholesale and Retail Trade; Repair of	18 April 2022
H	Transportation and Storage	13 April 2022
I	Accommodation and Food Service	24 February 2022
J	Information and Communication	13 April 2022
K	Financial and Insurance Activities	07 February 2022
M	Professional, Scientific and Technical	18 February 2022
N	Administrative and Support Service	10 February 2022
P	Education	11 February 2022
Q	Human Health and Social Work Activities	24 March 2022
R	Arts, Entertainment and Recreation	30 March 2022
S	Other Service Activities	13 April 2022
All Sections	Economy wide	06 July 2022

### III.6.1. Statistical Disclosure Control

Section 26 of RA 10625 requires that data furnished by respondents be kept confidential. To avoid disclosure of information of individual establishment, statistical tables do not provide information for any industry group wherein the number of establishments is less than three (3).

The two (2) methods to safeguard the confidentiality of data are as follows:

1. Combination<sup>1</sup>

Combination involves the grouping of a confidential cell in a statistical table with another cell of the same group (3-digit PSIC), class (4-digit PSIC), or sub-class (5-digit PSIC) and the information is disseminated for the aggregate and not for the individual cell. Grouping of data shall be done for similar industries. The **bracket (}) symbol** shall be used to identify the cell combined.

2. Suppression<sup>2</sup>

Suppression means the hiding of confidential data in a cell. The values in the confidential cells (primary suppression) are not published while publishing the original values of the other cell with establishments' count of more than three (3). If necessary, other cells must also be suppressed to guarantee the protection of the values under the primary cells, leading to the secondary suppression. The symbol "s" shall be used to the suppressed cells.

## IV. CONCEPTS AND DEFINITIONS

**Amortization** refers to the deduction of capital expenses over a specific period, usually over the asset's life. More specifically, it measures the consumption of the value of intangible assets, such as a patent or copyright.

**Book value** is the initial value or acquisition cost of tangible and intangible fixed assets less accumulated depreciation, and amortization, respectively.

**Capital participation** refers to the claims of individuals, foreign and/or local investors against capital/equity.

**Capital expenditures** refer to the cost of acquisition of tangible fixed assets, intangible assets, and non-produced assets acquired in 2019, whether or not full payments have been made. Assets received from other establishments belonging to the same enterprise are valued as though purchased.

---

<sup>1</sup> Source: Manual on the Statistical Disclosure Control of Data for Establishments Census/Survey

**Cost of goods sold** represents the total value of goods purchased for resale plus the beginning inventory of goods for resale less ending inventory of goods for resale.

**Depreciation** is the total amount set aside for the year to cover the decreases in the value of tangible fixed assets owned by the establishment because of foreseen obsolescence, wear and tear as a result of the operation and the normal amount of accidental damage.

**E-commerce** refers to the selling of products or services over electronic systems such as the Internet Protocol-based networks and other computer networks, Electronic Data Interchange (EDI) network, or other online systems.

**Economic activity** is the establishment's source of income. If the establishment is engaged in several activities, its main economic activity is that which earns the biggest income or revenue.

**Expense** refers to the cost incurred by the establishment during the year whether paid or payable. This is treated on a consumed basis. Valuation is at purchaser price including taxes and other charges, net of rebates, returns, and allowances. Goods and services received by the establishment from other establishments of the same enterprise are valued as though purchased.

**Gross addition to tangible fixed assets** is equal to capital expenditures less sale of fixed assets, including land.

**Gross salaries and wages** are payments in cash or in kind to all employees, prior to deductions for employee's contributions to SSS/GSIS, withholding tax, etc. Included are total basic pay, overtime pay, and other benefits.

**Revenue or Income** includes cash received and receivables for goods/products and by-products sold and services rendered. Valuation is at producer prices (ex-establishment), net of discounts, and allowances, including duties and taxes but excluding subsidies.

**Intangible assets** are assets that are not physical in nature. Corporate intellectual property such as patents, trademarks, copyrights, and business methodologies; goodwill; and brand recognition are all common intangible assets. This type of asset also includes mineral exploration; computer software and databases; and entertainment, literary and artistic originals.

**Intermediate expense** refers to expenses incurred in the production of goods and industrial services such as raw materials, other materials and supplies purchased, fuels purchased, electricity and water purchased, and industrial services done by others plus beginning inventory of raw materials, other materials, and supplies and fuels less ending inventory of raw materials, other materials and supplies, and fuels.



**Inventories** refer to the stock of goods owned by and under the control of the establishment as of a fixed date, regardless of where the stocks are located. Valuation should be at current replacement cost in purchaser (market) prices. Replacement cost is the cost of an item in terms of its present price rather than its original cost.

**Finished product inventory** refers to the value of products produced by the establishment that is ready for sale/shipment as of a reference date. Valuation is at producer price.

**Work-in-progress inventory** refers to the value of products produced by the establishment that has not yet reached the final desired state and is not ready for sale or shipment. Valuation is at producer price.

**Change in inventories** is equivalent to the value of inventories at the end of the year less the value of inventories at the beginning of the year.

**Losses and damages** refer to the decrease in the book value of tangible fixed assets due to theft, a major catastrophe, and other accidental destructions

**Major alterations and improvements** are done to increase the performance or capacity of existing tangible fixed assets or to significantly extend their previous expected service lives.

**New tangible fixed assets** refer to brand new fixed assets acquired during the year, including directly or newly imported tangible fixed assets.

**Other taxes on production** refer to taxes paid by the producer due to production. Includes business licenses, real estate tax, road tax, environmental tax, and other taxes except for income tax.

**Sale of tangible fixed assets** refers to the actual amount received/realized (not book value) from the sale of tangible fixed assets during the year including the value of tangible fixed assets transferred to other establishments of the same enterprise.

**Subsidies** refer to special grants received from the government in the form of financial assistance or tax exemption or tax privilege given by the government to aid and develop an industry.

**Tangible fixed assets** are physical assets expected to have productive lives of more than one year and intended for use and/or being used by the establishment. Included are land, buildings, other structures and land improvements, transport equipment, machinery and other equipment, furniture, fixtures, and other fixed assets.

**Tangible fixed assets produced on own account** refer to the physical assets produced by the establishment for its own use. It is valued as the cost of all work put in place, including overhead.

**Taxes on products** refer to taxes paid on products by the producer or by the purchaser of the product. Includes import tax, export tax, excise tax, value added tax, sales tax, gross receipts tax, and others.

**Total employer's contribution to SSS/GSIS, ECC, etc.** refer to payments made by the employer on behalf of the employees. Examples are SSS, GSIS, Employees Compensation Commission (ECC), PhilHealth, and PAG-IBIG.

**Total employment** is the number of persons who worked in or for the establishment as of 15 November 2019.

**Paid employees** are all persons working in the establishment and receiving pay, as well as those working away from the establishment paid by and under the control of the establishment. Included are all employees on sick leave, paid vacation, or holiday. Excluded are consultants, home workers, receiving pure commissions only, and workers on indefinite leave.

**Unpaid workers** are persons working for at least one-third of the working time normal to the establishment and do not receive regular pay.

**Working owners** are owners who are actively engaged in the management but do not receive regular pay, i.e. not included in the payrolls. Managers and directors of corporations working for pay are reported as managers.

**R&D personnel** is all persons employed directly on R&D as well as those providing direct services such as R&D managers, administrators, and clerical staff. R&D personnel is classified into three categories: researchers, technicians, and other personnel involved in R&D.

**Used tangible fixed assets** refer to those that have been used previously within the country.

**Value added** is gross output less intermediate input. Gross output is value of output plus non-industrial services done for others. Intermediate input is intermediate expense plus non-industrial services done by others and all other cost.

Value of output for Manufacturing section represents the sum of the sale of products and by-products, income from industrial services done for others, sale of goods less cost of goods sold, fixed assets produced on own account, change in inventories of finished products and work-in-progress, and non-industrial services done for others (less rent income from land).

## Kinds of Establishments

1. Agriculture Establishment      Farm, plantation, hacienda, ranch, or company engaged in the production of agricultural crops, livestock, poultry and other animals including animal products; firm providing agricultural, animal husbandry and horticultural services.
2. Forestry Establishment      Company engaged in logging operation; planting, replanting and conservation of forest; hunting, trapping and game propagation.
3. Fishing Establishment      Firm or company engaged in ocean, coastal and inland fishing; operation of fish farm, fishpond, fish pen; pearl farm and other fishing activities.
4. Mining Establishment      Mining camp engaged in the exploration, extraction, dressing and beneficiating operation of minerals such as coal and ores, crude petroleum and natural gas.
5. Quarrying Establishments      Firm or company engaged in the extraction from the earth of building and monumental stone, clay, sand and gravel; guano gathering and salt evaporation.
6. Manufacturing Establishment      Shop, factory, bakery, millwork, distillery, refinery, cannery, abattoir, brewery, foundry, tannery or plant engaged in manufacturing, processing, fabricating or finishing products, mechanically or manually, including the assembly of the component parts of manufactured products and the substantial alteration, reconstruction and repair of special types of goods.
7. Electricity Establishment      Plant engaged in the generation, transmission, and/or distribution of electric energy for sale to users, or one, which produces electricity for its parent enterprise.
8. Gas, Steam and Air Conditioning Supply Establishment      Plant engaged in the manufacture of gas, in gas works and the distribution of manufactured or natural gas through a system of mains to users: steam, air conditioning supply; production of ice.

- 
- |  |   |
|--|---|
| 9. Construction Establishment                          | General contractor engaged in the construction, repair or demolition of buildings, highways, airports and other structures; land leveling; earth moving and land reclamation; specialty contractor engaged in specialized trade or craft like electrical installation, plumbing, painting, air conditioning, well drilling, installation of doors and windows and other work on component parts of the structure.   |
| 10. Wholesale Trade and Commission Trade Establishment | Store, shop, office, bazaar, arcade or emporium engaged in (a) resale (sale without transformation) of new and used goods (in bulk) to retailers, industrial/commercial/institutional/professional users, or to other wholesalers and (b) trading on behalf and on the account of others.   |
| 11. Retail Trade Establishment                         | Department store, hyper-mart, convenience store, variety store, shop, mart, bazaar, sari-sari store, pharmacy, supermarket, grocery, arcade or emporium engaged in the resale (sale without transformation) of new and used goods to the general public.  |
| 12. Repair Service Establishment                       | Shop specializing in the repair of motor vehicles and motorcycles.  |
| 13. Food and Drinks Service Establishment              | Restaurant, bar, lounge, salon, parlor, kiosk, club, counter, café, canteen engaged in the sale of prepared food and drinks generally for consumption within the premises.  |
| 14. Accommodation Establishment                        | Hotel, motel, resort, inn, lodge, condotel, camp, dormitory or lodging house and other short-term accommodation engaged in the provision of lodging facilities, to the general public on lease, rental or fee basis.  |
| 15. Transport Establishment                            | Bus line, airline, shipping line, agency, broker or transport operator engaged in providing (a) vehicles for the transport to passenger or freight through regular scheduled operation, charter, rental or fee basis, and (b) services incidental to transport such as maintenance and operation of piers, terminals, depots; pilotage, forwarding, packing and crating; parking lots, toll roads and bridges; cargo handling; postal and courier services. |
| 16. Storage and Warehousing Establishment              | Brokerage, agency or office engaged in the operation of storage facilities and warehouse for hire by the general public for storage of such items as farm products, food, furniture, and other household goods, textiles and lumber; warehousing and support activities for transportation.   |

- 
- |  |   |
|--|---|
| 17. Tele-communication Establishment                                     | Station, office or agency engaged in the transmission of sound, images, data or other information via cables, broadcasting, relay, or satellite.  |
| 18. Financial Establishment  | Bank, savings and loan association, credit institution, pawnshop, financial institution, trust company, investment company, pawn broker, or institution engaged in accepting of deposits, granting loans and the investment of money; dealer, broker or office engaged in investment research and counseling, check cashing, stock quotation, foreign exchange dealing and other financial services.  |
| 19. Insurance, Pre-Need Plan Companies and Pension Funding Establishment | Life insurance companies; non-life insurance for fire, marine, accident, health, title, financial obligation, casualty, fidelity and surety; agents and brokers servicing insurance carriers, consultant for policyholders; fund managers.  |
| 20. Real Estate Establishment  | Realtor, developer, agency, broker, lessor or companies engaged in the operating, developing, subdividing, buying and selling of real estate including cemetery lots and columbarium.   |
| 21. Professional, Scientific and Technical Activities Establishment      | Office, agency or firm engaged in (a) legal, accounting, bookkeeping; (b) scientific research and development; (c) advertising and market research, specialized design activities; (d) activities of head offices, management consultancy; (e) photographic activities; (f) architectural and engineering, technical testing and analysis, land surveying and weather forecasting and (g) veterinary services.  |
| 22. Educational Service Establishment                                    | School, college, university or seminary offering educational services.  |
| 23. Administrative and Support Service Activities Establishment          | Rental and leasing of machinery and equipment (motor vehicles, transport equipment, personal and household goods, recreational and sport goods, audio-video machines, tapes and records, computer and computer peripheral equipment and electrical appliances); labor recruitment and provision of personnel; travel agency, tour operator, reservation services; security and investigation agency; transcription activities (legal and medical); call centers; services to buildings; landscape and pest control activities; office administrative and other business activities. |

- |   |  |
|---|--|
| 24. Human Health and Social Work Activities Establishment               | A clinic, hospital, sanitarium, nursing home or a similar institution offering medical, dental and other health services; a home orphanage, society, center or agency engaged in providing social welfare services; residential care, social work activities without accommodation.  |
| 25. Arts, Recreational and Cultural Service Establishment               | Motion picture producer, booking agency, movie house, theater, radio and television station and studio, stage and opera company, band, orchestra, ticket agency, library, museum, dance hall, bowling alley, park, beach, swimming pool, sports club, gallery, skating rink race track or golf course engaged in providing entertainment, amusement and recreational services.   |
| 26. Personal Service, Computer and Household Goods Repair Establishment | Shop specializing in the repair of consumer goods like footwear, luggage, handbags, gloves and other leather goods; repair of computers, communications equipment, consumer electronics, furniture, home and garden equipment, household appliances; A laundry shop, barber shop, massage clinic, beauty parlor, funeral parlor, fortune telling shop, pet boarding, escort service and other personal and household goods engaged in rendering various specialized service to the general public. |

### **Symbols and Abbreviations Used in Statistical Tables**

- s        suppressed  
 }        combined data of two or more industries  
 -        zero value  
 ()       negative value  
 n.e.c. not elsewhere classified

## **V. DISSEMINATION**

Survey results were disseminated through Special Releases posted at the PSA website, data dissemination seminars, and electronic copy of publication reports.

Special Releases for the 18 sections and economy-wide preliminary results were made available to the general public at the PSA website prior to the availability of the publications. Refer to Table 14 for the dates when the special releases were posted on the PSA website.

Table 15 shows the publication volumes by section.

**Table 15. Publication Volumes by Section**

<b>Volume Number</b>	<b>Section</b>
I	Agriculture, Forestry and Fishing
II	Mining and Quarrying
III	Manufacturing
IV	Electricity, Gas, Steam and Air Conditioning Supply
V	Water Supply, Sewerage, Waste Management and Remediation Activities
VI	Construction
VII	Wholesale and Retail Trade; Repair of Motor Vehicles and Motorcycles
VIII	Transportation and Storage
IX	Accommodation and Food Service Activities
X	Information and Communication
XI	Financial and Insurance Activities
XII	Real Estate Activities
XIII	Professional, Scientific and Technical Services
XIV	Administrative and Support Service Activities
XV	Education
XVI	Human Health and Social Work Activities
XVII	Arts, Entertainment and Recreation
XVIII	Other Service Activities
XIX	Economy-Wide Results

## **V.1 Response Rate**

The overall response rate at the national level was 85.8 percent.

Included are receipts of “good” questionnaires, partially accomplished questionnaires, consolidated reports, reports of closed, cannot be located, moved out or transferred, out of scope, refusals, duplicates, and referrals.

Table 16 shows the response rates by section.

**Table 16. Response Rates by Section**

Section	Description	Original Number of Sample Establishments	Final Number of Sample Establishments	Number of Responding Establishments	Response Rate (%)
	<b>Philippines</b>	<b>37,000</b>	<b>37,001</b>	<b>31,731</b>	<b>85.8</b>
A	Agriculture, Forestry and Fishing	951	951	830	87.3
B	Mining and Quarrying	331	331	282	85.2
C	Manufacturing	4,590	4,597	4,034	87.8
D	Electricity, Gas, Steam and Air Conditioning Supply	430	427	352	82.4
E	Water Supply, Sewerage, Waste Management and Remediation Activities	775	776	730	94.1
F	Construction	1,237	1,242	1,006	81.0
G	Wholesale and Retail Trade; Repair of Motor Vehicles and Motorcycles	8,514	8,510	7,580	89.1
H	Transportation and Storage	984	977	842	86.2
I	Accommodation and Food Service Activities	2,052	2,049	1,817	88.7
J	Information and Communication	4,350	4,350	3,620	83.2
K	Financial and Insurance Activities	1,535	1,537	1,294	84.2
L	Real Estate Activities	728	723	603	83.4
M	Professional, Scientific and Technical Services	1,170	1,173	974	83.0
N	Administrative and Support Service Activities	3,639	3,648	2,650	72.6
P	Education	2,150	2,148	1,934	90.0
Q	Human Health and Social Work Activities	1,194	1,192	1,081	90.7
R	Arts, Entertainment and Recreation	451	451	405	89.8
S	Other Service Activities	1,919	1,919	1,697	88.4



The total sample establishments that responded to this survey totaled 31,731. Of this, 1,246 establishments or 3.9 percent responded through the use of the online 2019 ASPBI questionnaires via the PSA website.

The changes in the number of samples were due to the validated change section/form based from the reported main economic activity of the sample establishment.

Table 17 shows the breakdown of the number of questionnaires accomplished online by section.

**Table 17. Number of Questionnaires Accomplished Online by Section**

Section	Number of Questionnaires	Percent to Total Samples	Section	Number of Questionnaires	Percent to Total Samples
<b>Total</b>	<b>1,246</b>	<b>3.9</b>			
A	14	1.7	J	125	3.5
B	13	4.6	K	75	5.8
C	336	8.3	L	27	4.5
D	51	14.5	M	53	5.4
E	44	6.0	N	125	4.7
F	29	2.9	P	56	2.9
G	215	2.8	Q	18	1.7
H	10	1.2	R	8	2.0
I	25	1.4	S	22	1.3



## SECTION C – MANUFACTURING

**Manufacturing** includes the physical or chemical transformation of materials, substances, or components into new products. The raw materials are products of agriculture, forestry, fishing, mining or quarrying as well as products of other manufacturing activities. Substantial alteration, renovation or reconstruction of goods is generally considered as manufacturing.

Manufacturing units are described as plants, factories or mills and characteristically use power-driven machines and materials-handling equipment. Units that transform materials into new products by hand, in the worker's home, or sell products made on the same premises from which they are sold are also included here. Manufacturing units may process materials or may contract with other units to process their materials for them. Both types of units are included in manufacturing.

The repair and installation of machinery and equipment, formerly classified under the manufacturing of the corresponding type of equipment, is now separately identified in another division which is Repair and Installation of Machinery and Equipment (Division 33) under the 2009 Philippine Standard Industrial Classification. This division includes the specialized repair of goods produced in the manufacturing sector with the aim to restore machinery, equipment and other products to working order. The provision of general or routine maintenance on such products to ensure they work efficiently and to prevent breakdown and necessary repairs is included. This also includes specialized installation of machinery. However, the installation of equipment that forms an integral part of buildings or similar structures, such as installation of electrical wiring, installation of escalators or installation of air-conditioning systems, is classified as construction.



# **Statistical Tables**

**for**

**All Employment Sizes**

**National and Regional Tables  
(by Industry Group)**



Table 1. Summary Statistics for Manufacturing Establishments by Region and Industry Group: Philippines, 2019

2009 PSIC Code	Region/ Industry Description	Number of Establishments	Employment as of 15 November		Workers on Sub-Contract Agreement or Under Manpower Agencies/Contractors as of 15 November	Total Revenue
			Total	Paid Employees		
		(1)	(2)	(3)	(4)	(5)
	<b>Philippines</b>	<b>24,270</b>	<b>1,392,957</b>	<b>1,378,583</b>	<b>357,398</b>	<b>6,183,846,702</b>
C101	Processing and preserving of meat	294	31,251	31,142	17,818	149,008,422
C102	Processing and preserving of fish, crustaceans and mollusks	225	20,382	20,221	22,030	55,686,367
C103	Processing and preserving of fruits and vegetables	144	18,167	18,083	8,373	61,572,067
C104	Manufacture of vegetable and animal oils and fats	136	11,642	11,555	18,622	139,673,661
C105	Manufacture of dairy products	89	12,619	12,579	3,818	252,194,387
C106	Manufacture of grain mill products, starches and starch products	1,218	25,985	24,865	1,275	191,038,767
C107	Manufacture of other food products	7,739	211,498	202,933	34,067	377,051,781
C108	Manufacture of prepared animal feeds	196	15,885	15,841	4,480	115,499,209
C110	Manufacture of beverages	2,637	40,883	39,960	14,997	477,150,518
C120	Manufacture of tobacco products	19	7,796	7,796	1,287	110,011,128
C131	Spinning, weaving and finishing of textiles	109	6,290	6,202	272	11,253,905
C139	Manufacture of other textiles	254	18,342	18,152	7,435	33,909,912
C141	Manufacture of wearing apparel, except fur apparel	849	107,749	107,494	5,679	63,066,644
C142	Custom tailoring and dressmaking	500	8,826	8,096	7	4,776,925
C143	Manufacture of knitted and crocheted apparel	19	1,774	1,774	201	2,570,265
C151	Tanning and dressing of leather; manufacture of luggage and handbags	46	13,924	13,898	5	5,482,457
C152	Manufacture of footwear	148	12,640	12,587	787	11,942,207
C161	Sawmilling and planing of wood	48	1,604	1,559	482	3,292,333
C162	Manufacture of products of wood, cork, straw and plaiting materials	290	17,837	17,742	1,911	54,265,476
C170	Manufacture of paper and paper products	361	31,179	31,179	8,783	137,722,001
C181	Printing and service activities related to printing	2,113	69,583	69,312	5,099	96,192,812
C182	Reproduction of recorded media	6	90	89	183	293,682
C192	Manufacture of refined petroleum products	26	2,312	2,306	32	544,984,211
C199	Manufacture of other fuel products	7	265	265	306	1,614,653
C201	Manufacture of basic chemicals	196	9,374	9,353	1,909	188,734,906
C202	Manufacture of other chemical products, n.e.c.	390	31,505	31,436	13,297	120,232,797
C203	Manufacture of man-made fibers	3	225	225	37	358,084
C210	Manufacture of pharmaceuticals, medicinal chemical and botanical products	121	8,485	8,435	1,380	35,563,332
C221	Manufacture of rubber products	147	13,891	13,885	3,611	40,556,863
C222	Manufacture of plastic products	820	74,853	74,834	23,667	175,599,064
C231	Manufacture of glass and glass products	92	7,590	7,538	2,303	32,451,465
C239	Manufacture of non-metallic mineral products, n.e.c.	654	37,088	37,017	6,841	219,706,990
C241	Manufacture of basic iron and steel	299	19,638	19,606	2,212	262,287,204
C242	Manufacture of basic precious and other non-ferrous metals	33	4,102	4,102	4,150	117,453,212

Continued

TABLE 1 - *Continued*

2009 PSIC Code	Region/ Industry Description	Number of Establishments	Employment as of 15 November		Workers on Sub-Contract Agreement or Under Manpower Agencies/Contractors as of 15 November	Total Revenue
			Total	Paid Employees		
		(1)	(2)	(3)	(4)	(5)
C243	Casting of metals	52	3,394	3,394	1,409	12,891,138
C251	Manufacture of structural metal products, tanks, reservoirs and steam generators	428	32,243	31,964	4,069	212,882,633
C252	Manufacture of weapons and ammunition	14	1,342	1,334	4	3,132,798
C259	Manufacture of other fabricated metal products; metal working service activities	761	58,148	57,903	11,999	126,331,078
C261	Manufacture of electronic components	145	128,099	128,069	56,369	555,058,434
C262	Manufacture of computers and peripheral equipment and accessories	32	17,130	17,130	4,546	53,399,614
C263	Manufacture of communication equipment	12	4,485	4,484	957	8,409,107
C264	Manufacture of consumer electronics	18	3,661	3,660	162	14,991,818
C265	Manufacture of measuring, testing, navigating and control equipment; watches and clocks	21	3,803	3,803	278	6,174,239
C267	Manufacture of optical instruments and photographic equipment	21	7,789	7,785	3,288	21,827,514
C271	Manufacture of electric motors, generators, transformers and electricity distribution and control apparatus	56	12,572	12,548	912	21,941,880
C272	Manufacture of batteries and accumulators	11	2,476	2,476	184	26,201,887
C273	Manufacture of wiring and wiring devices	57	11,759	11,759	4,026	33,265,373
C274	Manufacture of electric lighting equipment	38	4,927	4,910	925	9,274,219
C275	Manufacture of domestic appliances	44	3,173	3,172	915	11,783,076
C279	Manufacture of other electrical equipment	24	5,278	5,278	513	8,154,242
C281	Manufacture of general purpose machinery	132	10,874	10,866	3,112	93,628,238
C282	Manufacture of special purpose machinery	210	14,189	14,126	6,605	37,315,302
C291	Manufacture of motor vehicles	41	6,148	6,137	2,225	214,407,122
C292	Manufacture of bodies (coachwork) for motor vehicles; manufacture of trailers and semi-trailers	27	1,829	1,829	3,132	5,856,323
C293	Manufacture of parts and accessories for motor vehicles	115	57,405	57,322	13,471	247,818,844
C301	Building of ships and boats	32	2,660	2,656	1,334	10,466,315
C303	Manufacture of air and spacecraft and related machinery	9	5,734	5,734	387	42,533,061
C309	Manufacture of transport equipment, n.e.c.	73	7,012	6,991	1,335	116,306,809
C310	Manufacture of furniture	717	34,039	33,991	9,136	68,994,576
C321	Manufacture of jewelry, bijouterie and related articles	77	3,424	3,424	1,033	2,113,659
C322	Manufacture of musical instruments	3	71	71	-	33,239
C323	Manufacture of sports goods	23	5,012	5,012	1,432	5,242,851
C324	Manufacture of games and toys	31	3,716	3,707	1,048	2,798,718
C325	Manufacture of medical and dental instruments and supplies	48	10,769	10,769	2,340	49,836,774
C329	Other manufacturing, n.e.c.	214	9,820	9,783	1,297	13,161,844
C331	Repair of fabricated metal products, machinery and equipment	551	24,370	24,102	1,600	54,034,872
C332	Installation of industrial machinery and equipment	8	335	335	1	381,399

*Continued*



TABLE 1 - *Continued*

2009 PSIC Code	Region/ Industry Description	Number of Establishments	Employment as of 15 November		Workers on Sub-Contract Agreement or Under Manpower Agencies/Contractors as of 15 November	Total Revenue
			Total	Paid Employees		
		(1)	(2)	(3)	(4)	(5)
	<b>National Capital Region</b>	<b>6,369</b>	<b>347,920</b>	<b>345,081</b>	<b>52,214</b>	<b>1,388,313,531</b>
C101	Processing and preserving of meat	37	6,066	6,066	424	16,643,308
C102	Processing and preserving of fish, crustaceans and mollusks	38	3,456	3,444	144	6,660,748
C103	Processing and preserving of fruits and vegetables	42	2,668	2,650	385	4,451,515
C104	Manufacture of vegetable and animal oils and fats	18	1,038	1,038	450	37,565,579
C105	Manufacture of dairy products	26	3,838	3,835	108	109,703,325
C106	Manufacture of grain mill products, starches and starch products	18	1,832	1,826	227	55,927,100
C107	Manufacture of other food products	1,093	43,786	41,623	1,591	111,952,849
C108	Manufacture of prepared animal feeds	12	759	759	-	8,460,614
C110	Manufacture of beverages	628	7,741	7,741	8,089	58,946,594
C120	Manufacture of tobacco products	6	3,280	3,280	635	77,952,113
C131	Spinning, weaving and finishing of textiles	42	2,307	2,307	-	7,147,688
C139	Manufacture of other textiles	128	6,737	6,663	386	16,696,531
C141	Manufacture of wearing apparel, except fur apparel	362	23,298	23,298	2,484	19,293,083
C142	Custom tailoring and dressmaking	156	4,626	4,453	-	3,530,501
C143	Manufacture of knitted and crocheted apparel	15	881	881	168	1,864,500
C151	Tanning and dressing of leather; manufacture of luggage and handbags	28	877	874	5	1,535,118
C152	Manufacture of footwear	78	3,488	3,464	-	2,189,833
C161	Sawmilling and planing of wood	9	260	260	6	150,309
C162	Manufacture of products of wood, cork, straw and plaiting materials	49	1,946	1,946	54	2,903,640
C170	Manufacture of paper and paper products	205	17,483	17,483	3,591	75,958,469
C181	Printing and service activities related to printing	999	42,125	42,125	3,165	46,591,726
C182	Reproduction of recorded media	4	29	29	-	29,939
C192	Manufacture of refined petroleum products	10	348	348	15	2,252,668
C199	Manufacture of other fuel products					
C201	Manufacture of basic chemicals	66	3,227	3,227	748	62,482,848
C202	Manufacture of other chemical products, n.e.c.	198	14,158	14,158	8,541	61,573,601
C203	Manufacture of man-made fibers					
C210	Manufacture of pharmaceuticals, medicinal chemical and botanical products	47	2,177	2,177	119	11,794,008
C221	Manufacture of rubber products	69	4,267	4,267	1,259	15,241,810
C222	Manufacture of plastic products	439	36,928	36,928	5,359	79,789,416
C231	Manufacture of glass and glass products	29	2,904	2,904	-	13,575,261
C239	Manufacture of non-metallic mineral products, n.e.c.	89	6,335	6,335	466	33,979,729
C241	Manufacture of basic iron and steel	100	6,601	6,601	305	110,814,833
C242	Manufacture of basic precious and other non-ferrous metals	6	352	352	181	4,379,274
C243	Casting of metals	20	522	522	-	543,589

*Continued*

TABLE 1 - *Continued*

2009 PSIC Code	Region/ Industry Description	Number of Establishments	Employment as of 15 November		Workers on Sub-Contract Agreement or Under Manpower Agencies/Contractors as of 15 November	Total Revenue
			Total	Paid Employees		
		(1)	(2)	(3)	(4)	(5)
C251	Manufacture of structural metal products, tanks, reservoirs and steam generators	208	17,295	17,059	2,438	108,332,145
C252	Manufacture of weapons and ammunition	10	1,055	1,053	-	2,925,562
C259	Manufacture of other fabricated metal products; metal working service activities	282	18,855	18,855	5,404	37,658,614
C261	Manufacture of electronic components	14	8,670	8,670	104	20,758,284
C262	Manufacture of computers and peripheral equipment and accessories }	3	126	125	-	191,445
C263	Manufacture of communication equipment }					
C264	Manufacture of consumer electronics }					
C265	Manufacture of measuring, testing, navigating and control equipment; watches and clocks }	5	393	393	-	240,399
C267	Manufacture of optical instruments and photographic equipment }					
C271	Manufacture of electric motors, generators, transformers and electricity distribution and control apparatus }					
C272	Manufacture of batteries and accumulators	19	1,022	999	-	1,858,404
C273	Manufacture of wiring and wiring devices	4	306	306	114	11,836,011
C274	Manufacture of electric lighting equipment	22	855	855	86	6,016,963
C275	Manufacture of domestic appliances	12	432	432	-	478,337
C279	Manufacture of other electrical equipment	20	981	981	-	3,919,847
C281	Manufacture of general purpose machinery	s	s	s	s	s
C282	Manufacture of special purpose machinery	59	3,971	3,971	90	21,550,718
C291	Manufacture of motor vehicles	75	3,385	3,362	596	6,092,318
C292	Manufacture of bodies (coachwork) for motor vehicles; manufacture of trailers and semi-trailers	13	355	346	80	665,054
C293	Manufacture of parts and accessories for motor vehicles	7	356	356	39	444,722
C301	Building of ships and boats	22	1,681	1,669	-	19,203,534
C303	Manufacture of air and spacecraft and related machinery }	10	139	139	-	638,167
C309	Manufacture of transport equipment, n.e.c. }					
C310	Manufacture of furniture	27	1,824	1,824	293	18,339,422
C321	Manufacture of jewelry, bijouterie and related articles	203	11,043	11,043	2,919	43,379,845
C322	Manufacture of musical instruments	14	167	167	91	264,975
C323	Manufacture of sports goods	s	s	s	s	s
C324	Manufacture of games and toys	6	1,348	1,348	133	680,580
C325	Manufacture of medical and dental instruments and supplies	12	426	426	678	356,937
C329	Other manufacturing, n.e.c.	18	1,183	1,183	70	1,058,232
C331	Repair of fabricated metal products, machinery and equipment	69	4,216	4,216	114	8,196,163
C332	Installation of industrial machinery and equipment	147	8,973	8,917	56	6,669,753
		s	s	s	s	

*Continued*

TABLE 1 - *Continued*

2009 PSIC Code	Region/ Industry Description	Number of Establishments	Employment as of 15 November		Workers on Sub-Contract Agreement or Under Manpower Agencies/Contractors as of 15 November	Total Revenue
			Total	Paid Employees		
		(1)	(2)	(3)	(4)	(5)
	<b>Cordillera Administrative Region</b>	<b>316</b>	<b>13,067</b>	<b>12,847</b>	<b>532</b>	<b>105,414,883</b>
C101	Processing and preserving of meat	s	s	s	s	s
C103	Processing and preserving of fruits and vegetables	3	475	469	-	514,469
C105	Manufacture of dairy products	s	s	s	s	s
C106	Manufacture of grain mill products, starches and starch products	37	101	58	-	5,478
C107	Manufacture of other food products	110	4,218	4,218	124	1,850,568
C110	Manufacture of beverages	50	411	370	-	93,343
C131	Spinning, weaving and finishing of textiles	16	624	588	3	200,902
C139	Manufacture of other textiles					
C141	Manufacture of wearing apparel, except fur apparel	s	s	s	s	s
C142	Custom tailoring and dressmaking	20	154	154	-	21,511
C162	Manufacture of products of wood, cork, straw and plaiting materials	s	s	s	s	s
C170	Manufacture of paper and paper products	s	s	s	s	s
C181	Printing and service activities related to printing	38	346	300	-	505,549
C201	Manufacture of basic chemicals	s	s	s	s	s
C202	Manufacture of other chemical products, n.e.c.	s	s	s	s	s
C221	Manufacture of rubber products	5	294	292	8	249,152
C222	Manufacture of plastic products					
C231	Manufacture of glass and glass products	s	s	s	s	s
C239	Manufacture of non-metallic mineral products, n.e.c.	s	s	s	s	s
C241	Manufacture of basic iron and steel	s	s	s	s	s
C242	Manufacture of basic precious and other non-ferrous metals	s	s	s	s	s
C251	Manufacture of structural metal products, tanks, reservoirs and steam generators	4	30	26	-	8,901
C259	Manufacture of other fabricated metal products; metal working service activities	5	47	23	-	6,290
C261	Manufacture of electronic components	4	4,133	4,133	4	84,527,359
C281	Manufacture of general purpose machinery	3	43	43	-	37,012
C282	Manufacture of special purpose machinery					
C303	Manufacture of air and spacecraft and related machinery	s	s	s	s	s
C310	Manufacture of furniture	s	s	s	s	s
C321	Manufacture of jewelry, bijouterie and related articles	s	s	s	s	s
C331	Repair of fabricated metal products, machinery and equipment	4	12	12	-	6,800
	<b>I - Ilocos Region</b>	<b>746</b>	<b>18,528</b>	<b>18,159</b>	<b>866</b>	<b>57,848,239</b>
C101	Processing and preserving of meat	14	831	827	330	3,880,340
C102	Processing and preserving of fish, crustaceans and mollusks	15	223	144	-	16,121

*Continued*

TABLE 1 - *Continued*

2009 PSIC Code	Region/ Industry Description	Number of Establishments	Employment as of 15 November		Workers on Sub-Contract Agreement or Under Manpower Agencies/Contractors as of 15 November	Total Revenue
			Total	Paid Employees		
		(1)	(2)	(3)	(4)	(5)
C103	Processing and preserving of fruits and vegetables	s	s	s	s	s
C105	Manufacture of dairy products	s	s	s	s	s
C106	Manufacture of grain mill products, starches and starch products	61	842	751	-	6,728,000
C107	Manufacture of other food products	274	9,693	9,693	213	3,250,650
C108	Manufacture of prepared animal feeds	4	296	296	-	163,356
C110	Manufacture of beverages	126	1,661	1,554	208	12,223,790
C120	Manufacture of tobacco products	3	417	417	-	963,248
C131	Spinning, weaving and finishing of textiles	6	48	48	10	10,354
C141	Manufacture of wearing apparel, except fur apparel	3	25	25	-	10,653
C142	Custom tailoring and dressmaking	9	109	94	-	24,485
C162	Manufacture of products of wood, cork, straw and plaiting materials	12	106	63	-	9,119
C170	Manufacture of paper and paper products	s	s	s	s	s
C181	Printing and service activities related to printing	62	678	678	-	536,099
C201	Manufacture of basic chemicals	7	282	269	57	16,036,492
C202	Manufacture of other chemical products, n.e.c.					
C210	Manufacture of pharmaceuticals, medicinal chemical and botanical products					
C221	Manufacture of rubber products	s	s	s	s	s
C222	Manufacture of plastic products	s	s	s	s	s
C239	Manufacture of non-metallic mineral products, n.e.c.	26	1,364	1,364	-	11,139,638
C241	Manufacture of basic iron and steel	6	138	134	22	392,789
C251	Manufacture of structural metal products, tanks, reservoirs and steam generators	11	173	173	-	1,172,279
C259	Manufacture of other fabricated metal products; metal working service activities	17	83	83	-	19,208
C282	Manufacture of special purpose machinery	5	24	22	-	11,850
C292	Manufacture of bodies (coachwork) for motor vehicles; manufacture of trailers and semi-trailers	6	68	64	-	37,085
C293	Manufacture of parts and accessories for motor vehicles					
C309	Manufacture of transport equipment, n.e.c.	s	s	s	s	s
C310	Manufacture of furniture	36	478	478	-	157,653
C321	Manufacture of jewelry, bijouterie and related articles	16	442	442	-	289,408
C324	Manufacture of games and toys					
C329	Other manufacturing, n.e.c.					
C331	Repair of fabricated metal products, machinery and equipment	21	362	362	-	317,498
	II - Cagayan Valley	403	10,867	10,599	467	21,206,487
C101	Processing and preserving of meat	4	228	228	2	210,481

*Continued*

TABLE 1 - *Continued*

2009 PSIC Code	Region/ Industry Description	Number of Establishments	Employment as of 15 November		Workers on Sub-Contract Agreement or Under Manpower Agencies/Contractors as of 15 November	Total Revenue
			Total	Paid Employees		
		(1)	(2)	(3)	(4)	(5)
C102	Processing and preserving of fish, crustaceans and mollusks	s	s	s	s	s
C103	Processing and preserving of fruits and vegetables	3	14	14	-	6,902
C105	Manufacture of dairy products	s	s	s	s	s
C106	Manufacture of grain mill products, starches and starch products	39	666	666	-	2,124,246
C107	Manufacture of other food products	194	4,551	4,551	70	4,850,938
C108	Manufacture of prepared animal feeds	5	152	152	66	219,636
C110	Manufacture of beverages	46	714	511	-	9,150,058
C120	Manufacture of tobacco products	s	s	s	s	s
C131	Spinning, weaving and finishing of textiles	s	s	s	s	s
C139	Manufacture of other textiles	s	s	s	s	s
C142	Custom tailoring and dressmaking	7	84	64	-	13,307
C162	Manufacture of products of wood, cork, straw and plaiting materials	3	18	18	5	7,773
C181	Printing and service activities related to printing	37	654	654	-	256,087
C182	Reproduction of recorded media	s	s	s	s	s
C192	Manufacture of refined petroleum products	s	s	s	s	s
C199	Manufacture of other fuel products	s	s	s	s	s
C201	Manufacture of basic chemicals	s	s	s	s	s
C231	Manufacture of glass and glass products	15	235	215	-	159,913
C239	Manufacture of non-metallic mineral products, n.e.c.					
C251	Manufacture of structural metal products, tanks, reservoirs and steam generators	4	51	51	-	59,310
C259	Manufacture of other fabricated metal products; metal working service activities	9	48	44	-	40,744
C282	Manufacture of special purpose machinery	3	642	642	24	2,006,871
C310	Manufacture of furniture	13	166	166	-	84,734
C321	Manufacture of jewelry, bijouterie and related articles	s	s	s	s	s
C329	Other manufacturing, n.e.c.	s	s	s	s	s
C331	Repair of fabricated metal products, machinery and equipment	9	64	57	-	35,504
	III - Central Luzon	2,456	203,970	203,204	60,665	1,064,364,113
C101	Processing and preserving of meat	79	8,055	8,055	2,586	15,159,405
C102	Processing and preserving of fish, crustaceans and mollusks	23	1,155	1,146	690	5,903,558
C103	Processing and preserving of fruits and vegetables	18	1,181	1,149	1,489	9,950,348
C104	Manufacture of vegetable and animal oils and fats	3	94	94	9	1,134,932
C105	Manufacture of dairy products	11	1,784	1,784	228	3,758,978
C106	Manufacture of grain mill products, starches and starch products	134	4,100	4,009	384	18,884,964

*Continued*

TABLE 1 - *Continued*

2009 PSIC Code	Region/ Industry Description	Number of Establishments	Employment as of 15 November		Workers on Sub-Contract Agreement or Under Manpower Agencies/Contractors as of 15 November	Total Revenue
			Total	Paid Employees		
		(1)	(2)	(3)	(4)	(5)
C107	Manufacture of other food products	619	21,904	21,900	15,113	46,914,373
C108	Manufacture of prepared animal feeds	53	5,302	5,302	1,525	38,196,628
C110	Manufacture of beverages	260	6,146	6,146	-	28,679,180
C120	Manufacture of tobacco products	s	s	s	s	s
C131	Spinning, weaving and finishing of textiles	17	1,952	1,952	-	2,612,642
C139	Manufacture of other textiles	44	7,269	7,221	3,572	5,809,679
C141	Manufacture of wearing apparel, except fur apparel	154	21,855	21,648	2,630	12,350,662
C142	Custom tailoring and dressmaking	23	451	345	3	78,431
C143	Manufacture of knitted and crocheted apparel					
C151	Tanning and dressing of leather; manufacture of luggage and handbags	10	12,816	12,799	-	3,730,812
C152	Manufacture of footwear	11	3,569	3,557	195	2,936,405
C161	Sawmilling and planing of wood	33	1,888	1,888	62	1,572,686
C162	Manufacture of products of wood, cork, straw and plaiting materials					
C170	Manufacture of paper and paper products	33	3,332	3,332	2,610	17,664,472
C181	Printing and service activities related to printing	123	3,184	3,184	413	4,483,739
C192	Manufacture of refined petroleum products	3	1,467	1,462	-	321,773,700
C201	Manufacture of basic chemicals	19	903	903	305	16,330,926
C202	Manufacture of other chemical products, n.e.c.	29	2,500	2,484	842	4,804,060
C210	Manufacture of pharmaceuticals, medicinal chemical and botanical products	19	1,459	1,459	32	1,396,318
C221	Manufacture of rubber products	11	3,655	3,655	404	17,129,471
C222	Manufacture of plastic products	90	8,250	8,247	3,004	16,809,686
C231	Manufacture of glass and glass products	8	884	862	429	983,313
C239	Manufacture of non-metallic mineral products, n.e.c.	137	9,615	9,615	1,452	65,965,805
C241	Manufacture of basic iron and steel	47	4,249	4,249	730	65,995,851
C242	Manufacture of basic precious and other non-ferrous metals	5	183	183	20	413,236
C243	Casting of metals	5	185	185	68	1,339,704
C251	Manufacture of structural metal products, tanks, reservoirs and steam generators	49	1,241	1,241	172	80,054,535
C252	Manufacture of weapons and ammunition	37	7,288	7,252	368	17,269,312
C259	Manufacture of other fabricated metal products; metal working service activities					
C261	Manufacture of electronic components	15	11,735	11,735	5,618	92,062,799
C262	Manufacture of computers and peripheral equipment and accessories	5	6,042	6,042	3,017	22,896,477
C264	Manufacture of consumer electronics	4	281	281	49	416,344
C265	Manufacture of measuring, testing, navigating and control equipment; watches and clocks					
C271	Manufacture of electric motors, generators, transformers and electricity distribution and control apparatus	9	563	563	-	1,574,864

*Continued*

TABLE 1 - Continued

2009 PSIC Code	Region/ Industry Description	Number of Establishments	Employment as of 15 November		Workers on Sub-Contract Agreement or Under Manpower Agencies/Contractors as of 15 November	Total Revenue
			Total	Paid Employees		
		(1)	(2)	(3)	(4)	(5)
C272	Manufacture of batteries and accumulators	3	1,727	1,727	-	13,165,572
C273	Manufacture of wiring and wiring devices	8	936	936	325	9,077,395
C274	Manufacture of electric lighting equipment	7	1,421	1,421	139	1,618,902
C275	Manufacture of domestic appliances	5	813	812	405	2,096,363
C279	Manufacture of other electrical equipment	5	474	474	5	1,131,638
C281	Manufacture of general purpose machinery	13	781	779	493	1,320,404
C282	Manufacture of special purpose machinery	17	880	880	-	1,876,648
C291	Manufacture of motor vehicles	4	523	521	45	1,428,588
C292	Manufacture of bodies (coachwork) for motor vehicles; manufacture of trailers and semi-trailers					
C293	Manufacture of parts and accessories for motor vehicles					
C301	Building of ships and boats	s	s	s	s	s
C303	Manufacture of air and spacecraft and related machinery	5	1,234	1,234	5	1,892,492
C309	Manufacture of transport equipment, n.e.c.	23	552	540	66	179,261
C310	Manufacture of furniture	94	3,998	3,997	2,556	4,854,292
C321	Manufacture of jewelry, bijouterie and related articles	13	193	193	-	210,908
C322	Manufacture of musical instruments	s	s	s	s	s
C323	Manufacture of sports goods	4	941	941	879	1,817,944
C324	Manufacture of games and toys	6	1,671	1,665	22	878,021
C325	Manufacture of medical and dental instruments and supplies	8	2,137	2,137	538	4,971,827
C329	Other manufacturing, n.e.c.	46	2,054	2,027	599	2,125,579
C331	Repair of fabricated metal products, machinery and equipment	43	3,044	2,935	124	14,355,446
C332	Installation of industrial machinery and equipment	s	s	s	s	s
	<b>IVA - CALABARZON</b>	<b>4,340</b>	<b>450,634</b>	<b>446,132</b>	<b>130,139</b>	<b>2,434,025,276</b>
C101	Processing and preserving of meat	51	7,002	6,970	12,793	84,473,388
C102	Processing and preserving of fish, crustaceans and mollusks	13	491	485	118	530,772
C103	Processing and preserving of fruits and vegetables	16	3,143	3,143	563	10,373,023
C104	Manufacture of vegetable and animal oils and fats	41	2,885	2,813	3,561	14,988,904
C105	Manufacture of dairy products	21	5,572	5,572	3,024	112,315,478
C106	Manufacture of grain mill products, starches and starch products	86	1,752	1,752	198	37,619,515
C107	Manufacture of other food products	1,144	31,182	27,132	3,716	91,912,649
C108	Manufacture of prepared animal feeds	79	5,717	5,716	127	20,453,448
C110	Manufacture of beverages	446	7,145	7,145	888	190,996,810
C120	Manufacture of tobacco products	3	805	805	240	23,015,060
C131	Spinning, weaving and finishing of textiles	10	1,184	1,183	140	1,186,149
C139	Manufacture of other textiles	35	2,133	2,133	3,247	9,868,155
C141	Manufacture of wearing apparel, except fur apparel	259	38,240	38,229	402	21,348,974

Continued

TABLE 1 - *Continued*

2009 PSIC Code	Region/ Industry Description	Number of Establishments	Employment as of 15 November		Workers on Sub-Contract Agreement or Under Manpower Agencies/Contractors as of 15 November	Total Revenue
			Total	Paid Employees		
		(1)	(2)	(3)	(4)	(5)
C142	Custom tailoring and dressmaking	88	1,929	1,929	-	290,406
C143	Manufacture of knitted and crocheted apparel	3	660	660	30	661,416
C151	Tanning and dressing of leather; manufacture of luggage and handbags	6	209	205	-	205,923
C152	Manufacture of footwear	36	3,978	3,968	579	5,718,801
C161	Sawmilling and planing of wood	89	8,358	8,358	602	44,123,505
C162	Manufacture of products of wood, cork, straw and plaiting materials					
C170	Manufacture of paper and paper products					
C181	Printing and service activities related to printing	145	7,040	7,036	439	22,075,834
C182	Reproduction of recorded media	s	s	s	s	s
C192	Manufacture of refined petroleum products	6	383	383	-	219,939,579
C199	Manufacture of other fuel products					
C201	Manufacture of basic chemicals	37	1,958	1,958	347	46,718,965
C202	Manufacture of other chemical products, n.e.c.	89	8,471	8,471	3,278	40,074,161
C210	Manufacture of pharmaceuticals, medicinal chemical and botanical products	30	3,445	3,435	1,207	20,697,964
C221	Manufacture of rubber products	36	3,557	3,557	410	4,638,358
C222	Manufacture of plastic products	170	19,677	19,677	12,779	56,323,223
C231	Manufacture of glass and glass products	26	2,428	2,408	1,823	16,375,581
C239	Manufacture of non-metallic mineral products, n.e.c.	116	10,214	10,214	357	61,366,424
C241	Manufacture of basic iron and steel	79	5,429	5,427	282	56,633,385
C242	Manufacture of basic precious and other non-ferrous metals	9	572	572	26	4,557,970
C243	Casting of metals	15	1,577	1,577	1,189	9,058,010
C251	Manufacture of structural metal products, tanks, reservoirs and steam generators	102	9,709	9,707	1,026	16,291,977
C259	Manufacture of other fabricated metal products; metal working service activities	222	25,710	25,582	4,843	58,597,555
C261	Manufacture of electronic components	99	82,855	82,824	36,090	331,930,916
C262	Manufacture of computers and peripheral equipment and accessories	24	10,955	10,955	1,525	30,273,472
C263	Manufacture of communication equipment	8	918	918	70	2,252,104
C264	Manufacture of consumer electronics	10	3,087	3,086	113	14,400,719
C265	Manufacture of measuring, testing, navigating and control equipment; watches and clocks	6	696	696	71	3,127,551
C267	Manufacture of optical instruments and photographic equipment	7	4,073	4,070	1,340	14,109,257
C271	Manufacture of electric motors, generators, transformers and electricity distribution and control apparatus	25	10,314	10,314	912	16,713,890
C272	Manufacture of batteries and accumulators	4	443	443	70	1,200,305
C273	Manufacture of wiring and wiring devices	24	9,675	9,675	3,593	17,339,621
C274	Manufacture of electric lighting equipment	15	2,768	2,750	783	6,381,317

*Continued*



TABLE 1 - *Continued*

2009 PSIC Code	Region/ Industry Description	Number of Establishments	Employment as of 15 November		Workers on Sub-Contract Agreement or Under Manpower Agencies/Contractors as of 15 November	Total Revenue
			Total	Paid Employees		
		(1)	(2)	(3)	(4)	(5)
C275	Manufacture of domestic appliances	14	801	801	505	4,006,438
C279	Manufacture of other electrical equipment	12	4,667	4,667	502	6,025,018
C281	Manufacture of general purpose machinery	48	5,193	5,193	2,348	67,779,654
C282	Manufacture of special purpose machinery	76	8,374	8,374	5,982	25,946,312
C291	Manufacture of motor vehicles	13	5,211	5,211	2,094	210,345,888
C292	Manufacture of bodies (coachwork) for motor vehicles; manufacture of trailers and semi-trailers	14	905	905	3,092	4,041,564
C293	Manufacture of parts and accessories for motor vehicles	71	39,889	39,825	6,723	173,738,870
C301	Building of ships and boats	5	876	876	12	932,290
C303	Manufacture of air and spacecraft and related machinery	19	6,595	6,594	695	118,486,365
C309	Manufacture of transport equipment, n.e.c.					
C310	Manufacture of furniture	92	5,051	5,051	1,166	7,761,215
C321	Manufacture of jewelry, bijouterie and related articles	5	311	311	90	310,536
C323	Manufacture of sports goods	9	2,394	2,394	420	2,449,967
C324	Manufacture of games and toys	6	820	820	6	457,074
C325	Manufacture of medical and dental instruments and supplies	16	6,867	6,867	1,529	41,365,766
C329	Other manufacturing, n.e.c.	27	1,625	1,625	336	1,715,483
C331	Repair of fabricated metal products, machinery and equipment	116	5,335	5,304	-	4,672,145
	<b>MIMAROPA</b>	<b>353</b>	<b>6,573</b>	<b>6,176</b>	<b>56</b>	<b>50,125,079</b>
C101	Processing and preserving of meat	s	s	s	s	s
C103	Processing and preserving of fruits and vegetables	s	s	s	s	s
C104	Manufacture of vegetable and animal oils and fats	3	124	124	-	310,535
C105	Manufacture of dairy products	s	s	s	s	s
C106	Manufacture of grain mill products, starches and starch products	89	1,291	1,223	-	2,639,858
C107	Manufacture of other food products	113	3,010	2,862	-	5,083,512
C110	Manufacture of beverages	61	439	318	-	175,339
C131	Spinning, weaving and finishing of textiles	s	s	s	s	s
C142	Custom tailoring and dressmaking	4	23	23	-	3,182
C151	Tanning and dressing of leather; manufacture of luggage and handbags	s	s	s	s	s
C162	Manufacture of products of wood, cork, straw and plaiting materials	s	s	s	s	s
C181	Printing and service activities related to printing	28	543	543	-	79,755
C192	Manufacture of refined petroleum products	s	s	s	s	s
C201	Manufacture of basic chemicals	5	52	52	-	24,678
C202	Manufacture of other chemical products, n.e.c.					
C210	Manufacture of pharmaceuticals, medicinal chemical and botanical products	s	s	s	s	

*Continued*

TABLE 1 - *Continued*

2009 PSIC Code	Region/ Industry Description	Number of Establishments	Employment as of 15 November		Workers on Sub-Contract Agreement or Under Manpower Agencies/Contractors as of 15 November	Total Revenue
			Total	Paid Employees		
		(1)	(2)	(3)	(4)	(5)
C222	Manufacture of plastic products	s	s	s	s	s
C239	Manufacture of non-metallic mineral products, n.e.c.	24	313	285	21	65,370
C242	Manufacture of basic precious and other non-ferrous metals	s	s	s	s	s
C259	Manufacture of other fabricated metal products; metal working service activities	6	34	24	-	20,508
C282	Manufacture of special purpose machinery	s	s	s	s	s
C310	Manufacture of furniture	4	24	24	1	4,042
C331	Repair of fabricated metal products, machinery and equipment	5	35	21	-	6,499
	<b>V - Bicol Region</b>	<b>760</b>	<b>18,189</b>	<b>16,419</b>	<b>4,178</b>	<b>48,991,296</b>
C101	Processing and preserving of meat	15	681	650	-	152,671
C102	Processing and preserving of fish, crustaceans and mollusks	24	835	820	-	366,034
C103	Processing and preserving of fruits and vegetables	7	94	92	-	124,267
C104	Manufacture of vegetable and animal oils and fats	7	686	686	1,396	5,400,646
C105	Manufacture of dairy products	4	124	120	-	461,728
C106	Manufacture of grain mill products, starches and starch products	127	2,054	1,944	51	3,501,962
C107	Manufacture of other food products	261	6,601	5,619	32	2,025,628
C108	Manufacture of prepared animal feeds	5	688	688	-	3,650,268
C110	Manufacture of beverages	84	1,314	1,020	1,215	9,021,312
C120	Manufacture of tobacco products	s	s	s	s	s
C131	Spinning, weaving and finishing of textiles	4	23	23	15	2,012
C139	Manufacture of other textiles	10	753	753	230	917,765
C141	Manufacture of wearing apparel, except fur apparel	34	475	193	7	85,903
C142	Custom tailoring and dressmaking					
C152	Manufacture of footwear	s	s	s	s	s
C162	Manufacture of products of wood, cork, straw and plaiting materials	19	441	431	33	558,183
C170	Manufacture of paper and paper products	s	s	s	s	s
C181	Printing and service activities related to printing	63	1,432	1,432	-	497,482
C192	Manufacture of refined petroleum products	s	s	s	s	s
C201	Manufacture of basic chemicals	3	19	15	-	5,321
C210	Manufacture of pharmaceuticals, medicinal chemical and botanical products	s	s	s	s	s
C231	Manufacture of glass and glass products	19	591	584	489	4,537,800
C239	Manufacture of non-metallic mineral products, n.e.c.					
C241	Manufacture of basic iron and steel	5	363	363	468	15,307,020
C242	Manufacture of basic precious and other non-ferrous metals					

*Continued*

TABLE 1 - *Continued*

2009 PSIC Code	Region/ Industry Description	Number of Establishments	Employment as of 15 November		Workers on Sub-Contract Agreement or Under Manpower Agencies/Contractors as of 15 November	Total Revenue
			Total	Paid Employees		
		(1)	(2)	(3)	(4)	(5)
C251	Manufacture of structural metal products, tanks, reservoirs and steam generators	4	72	72	6	99,756
C259	Manufacture of other fabricated metal products; metal working service activities	22	196	188	-	58,800
C282	Manufacture of special purpose machinery	3	27	27	-	34,254
C293	Manufacture of parts and accessories for motor vehicles	s	s	s	s	s
C310	Manufacture of furniture	14	220	205	-	156,543
C329	Other manufacturing, n.e.c.	9	90	90	-	20,918
C331	Repair of fabricated metal products, machinery and equipment	9	154	154	-	25,187
	<b>VI - Western Visayas</b>	<b>1,208</b>	<b>32,665</b>	<b>32,608</b>	<b>2,702</b>	<b>85,185,183</b>
C101	Processing and preserving of meat	15	681	681	11	124,097
C102	Processing and preserving of fish, crustaceans and mollusks	20	573	566	-	330,619
C103	Processing and preserving of fruits and vegetables	3	57	57	-	24,003
C104	Manufacture of vegetable and animal oils and fats	3	119	113	3	209,297
C105	Manufacture of dairy products	4	25	24	-	7,371
C106	Manufacture of grain mill products, starches and starch products	77	2,027	2,027	-	4,893,764
C107	Manufacture of other food products	594	18,131	18,127	1,225	39,144,835
C108	Manufacture of prepared animal feeds	3	548	548	167	4,632,882
C110	Manufacture of beverages	180	3,442	3,428	764	19,892,547
C131	Spinning, weaving and finishing of textiles	5	95	95	14	106,991
C139	Manufacture of other textiles	3	18	11	-	5,496
C141	Manufacture of wearing apparel, except fur apparel	12	162	159	93	99,029
C142	Custom tailoring and dressmaking	28	316	308	-	273,802
C161	Sawmilling and planing of wood	11	216	216	10	102,407
C162	Manufacture of products of wood, cork, straw and plaiting materials					
C170	Manufacture of paper and paper products	s	s	s	s	s
C181	Printing and service activities related to printing	79	1,622	1,622	-	443,638
C199	Manufacture of other fuel products	s	s	s	s	s
C201	Manufacture of basic chemicals	10	661	659	-	9,218,786
C202	Manufacture of other chemical products, n.e.c.	3	25	23	-	7,412
C210	Manufacture of pharmaceuticals, medicinal chemical and botanical products	4	176	174	2	86,091
C222	Manufacture of plastic products	8	860	860	-	973,009
C231	Manufacture of glass and glass products	49	759	759	48	2,011,536
C239	Manufacture of non-metallic mineral products, n.e.c.					
C241	Manufacture of basic iron and steel					
C243	Casting of metals	8	135	134	7	317,437

*Continued*

TABLE 1 - *Continued*

2009 PSIC Code	Region/ Industry Description	Number of Establishments	Employment as of 15 November		Workers on Sub-Contract Agreement or Under Manpower Agencies/Contractors as of 15 November	Total Revenue
			Total	Paid Employees		
		(1)	(2)	(3)	(4)	(5)
C251	Manufacture of structural metal products, tanks, reservoirs and steam generators	4	80	80	354	127,061
C259	Manufacture of other fabricated metal products; metal working service activities	12	438	438	-	233,508
C273	Manufacture of wiring and wiring devices	s	s	s	s	s
C275	Manufacture of domestic appliances	s	s	s	s	s
C282	Manufacture of special purpose machinery	4	191	191	-	532,609
C310	Manufacture of furniture	44	570	570	-	1,118,737
C329	Other manufacturing, n.e.c.	5	349	349	3	91,634
C331	Repair of fabricated metal products, machinery and equipment	19	377	377	-	162,304
	<b>VII - Central Visayas</b>	<b>2,853</b>	<b>154,614</b>	<b>154,196</b>	<b>36,818</b>	<b>396,809,067</b>
C101	Processing and preserving of meat	28	3,971	3,963	1,025	17,633,378
C102	Processing and preserving of fish, crustaceans and mollusks	36	3,237	3,222	548	7,570,404
C103	Processing and preserving of fruits and vegetables	15	873	867	-	5,026,189
C104	Manufacture of vegetable and animal oils and fats	11	468	468	194	5,720,621
C105	Manufacture of dairy products	7	268	265	-	1,041,536
C106	Manufacture of grain mill products, starches and starch products	40	685	583	116	5,163,507
C107	Manufacture of other food products	1,297	21,659	21,659	491	14,693,975
C108	Manufacture of prepared animal feeds	10	1,150	1,131	1,973	34,518,898
C110	Manufacture of beverages	367	3,321	3,321	990	76,099,539
C131	Spinning, weaving and finishing of textiles	3	107	58	-	15,170
C139	Manufacture of other textiles	18	845	833	-	354,089
C141	Manufacture of wearing apparel, except fur apparel	43	23,639	23,616	53	9,737,524
C142	Custom tailoring and dressmaking	24	156	108	-	57,600
C151	Tanning and dressing of leather; manufacture of luggage and handbags	s	s	s	s	s
C152	Manufacture of footwear	14	1,302	1,300	-	890,750
C161	Sawmilling and planing of wood	29	1,103	1,081	177	3,174,549
C162	Manufacture of products of wood, cork, straw and plaiting materials					
C170	Manufacture of paper and paper products	24	1,158	1,158	58	4,373,202
C181	Printing and service activities related to printing	222	6,366	6,366	2	8,504,027
C199	Manufacture of other fuel products	s	s	s	s	s
C201	Manufacture of basic chemicals	19	700	696	-	10,521,475
C202	Manufacture of other chemical products, n.e.c.	36	4,106	4,067	312	5,693,109
C203	Manufacture of man-made fibers					
C210	Manufacture of pharmaceuticals, medicinal chemical and botanical products					
		8	794	793	6	1,262,162

*Continued*

TABLE 1 - *Continued*

2009 PSIC Code	Region/ Industry Description	Number of Establishments	Employment as of 15 November		Workers on Sub-Contract Agreement or Under Manpower Agencies/Contractors as of 15 November	Total Revenue
			Total	Paid Employees		
		(1)	(2)	(3)	(4)	(5)
C221	Manufacture of rubber products	9	1,572	1,572	293	2,621,350
C222	Manufacture of plastic products	70	5,900	5,897	1,634	13,461,108
C231	Manufacture of glass and glass products	9	1,130	1,130	49	1,294,684
C239	Manufacture of non-metallic mineral products, n.e.c.	76	5,154	5,154	2,727	25,404,280
C241	Manufacture of basic iron and steel	27	1,554	1,548	164	24,018,516
C242	Manufacture of basic precious and other non-ferrous metals					
C243	Casting of metals					
C251	Manufacture of structural metal products, tanks, reservoirs and steam generators	19	2,944	2,908	56	1,336,073
C252	Manufacture of weapons and ammunition	s	s	s	s	s
C259	Manufacture of other fabricated metal products; metal working service activities	47	3,558	3,558	730	4,307,965
C261	Manufacture of electronic components	13	20,707	20,707	14,554	25,779,076
C262	Manufacture of computers and peripheral equipment and accessories	4	3,574	3,574	891	6,195,222
C263	Manufacture of communication equipment					
C265	Manufacture of measuring, testing, navigating and control equipment; watches and clocks					
C267	Manufacture of optical instruments and photographic equipment	5	2,815	2,815	207	2,456,542
C271	Manufacture of electric motors, generators, transformers and electricity distribution and control apparatus	13	1,816	1,816	1,948	5,591,883
C273	Manufacture of wiring and wiring devices	3	673	673	-	1,794,722
C274	Manufacture of electric lighting equipment	s	s	s	s	s
C275	Manufacture of domestic appliances	4	307	307	3	795,663
C281	Manufacture of general purpose machinery	3	563	563	5	1,754,458
C282	Manufacture of special purpose machinery	8	856	856	126	2,904,400
C282	Manufacture of special purpose machinery	7	427	427	-	415,708
C291	Manufacture of motor vehicles	8	412	412	6	3,216,013
C292	Manufacture of bodies (coachwork) for motor vehicles; manufacture of trailers and semi-trailers	10	2,794	2,794	764	11,033,369
C293	Manufacture of parts and accessories for motor vehicles					
C301	Building of ships and boats					
C309	Manufacture of transport equipment, n.e.c.	6	1,404	1,404	1,168	5,185,526
C310	Manufacture of furniture	s	s	s	s	s
C321	Manufacture of jewelry, bijouterie and related articles	133	10,186	10,186	2,476	9,368,007
C322	Manufacture of musical instruments	37	2,703	2,703	852	1,315,018
C323	Manufacture of sports goods	s	s	s	s	s
C324	Manufacture of games and toys	s	s	s	s	s
C325	Manufacture of medical and dental instruments and supplies	3	758	758	342	1,097,567
C329	Other manufacturing, n.e.c.	5	576	576	203	2,407,062
C329	Other manufacturing, n.e.c.	18	547	537	13	406,332

*Continued*

TABLE 1 - *Continued*

2009 PSIC Code	Region/ Industry Description	Number of Establishments	Employment as of 15 November		Workers on Sub-Contract Agreement or Under Manpower Agencies/Contractors as of 15 November	Total Revenue
			Total	Paid Employees		
		(1)	(2)	(3)	(4)	(5)
C331	Repair of fabricated metal products, machinery and equipment	54	3,213	3,213	1,242	25,896,391
	<b>VIII - Eastern Visayas</b>	<b>871</b>	<b>15,400</b>	<b>14,706</b>	<b>666</b>	<b>58,542,623</b>
C101	Processing and preserving of meat	s	s	s	s	s
C102	Processing and preserving of fish, crustaceans and mollusks	3	132	132	-	309,371
C103	Processing and preserving of fruits and vegetables	s	s	s	s	s
C104	Manufacture of vegetable and animal oils and fats	6	541	541	14	3,963,574
C106	Manufacture of grain mill products, starches and starch products	97	1,621	1,418	-	8,804,549
C107	Manufacture of other food products	529	8,551	8,152	356	5,461,297
C110	Manufacture of beverages	108	1,062	1,062	76	2,414,705
C139	Manufacture of other textiles	s	s	s	s	s
C142	Custom tailoring and dressmaking	3	28	11	-	3,926
C162	Manufacture of products of wood, cork, straw and plaiting materials	s	s	s	s	s
C170	Manufacture of paper and paper products	3	207	207	9	605,937
C181	Printing and service activities related to printing	36	290	280	-	157,141
C192	Manufacture of refined petroleum products	s	s	s	s	s
C201	Manufacture of basic chemicals	7	738	738	1	4,756,513
C202	Manufacture of other chemical products, n.e.c.					
C210	Manufacture of pharmaceuticals, medicinal chemical and botanical products					
C221	Manufacture of rubber products	s	s	s	s	s
C222	Manufacture of plastic products	s	s	s	s	s
C231	Manufacture of glass and glass products	6	53	46	3	39,187
C239	Manufacture of non-metallic mineral products, n.e.c.	18	342	342	192	695,428
C242	Manufacture of basic precious and other non-ferrous metals	s	s	s	s	s
C243	Casting of metals	s	s	s	s	s
C251	Manufacture of structural metal products, tanks, reservoirs and steam generators	s	s	s	s	s
C259	Manufacture of other fabricated metal products; metal working service activities	18	98	86	-	335,607
C273	Manufacture of wiring and wiring devices	s	s	s	s	s
C282	Manufacture of special purpose machinery	s	s	s	s	s
C310	Manufacture of furniture	9	36	32	7	5,803
C329	Other manufacturing, n.e.c.	7	104	104	-	71,127
C331	Repair of fabricated metal products, machinery and equipment	6	52	52	-	13,793

*Continued*

TABLE 1 - *Continued*

2009 PSIC Code	Region/ Industry Description	Number of Establishments	Employment as of 15 November		Workers on Sub-Contract Agreement or Under Manpower Agencies/Contractors as of 15 November	Total Revenue
			Total	Paid Employees		
		(1)	(2)	(3)	(4)	(5)
	<b>IX - Zamboanga Peninsula</b>	<b>522</b>	<b>18,919</b>	<b>18,311</b>	<b>1,934</b>	<b>39,238,045</b>
C101	Processing and preserving of meat	6	189	189	1	447,539
C102	Processing and preserving of fish, crustaceans and mollusks	23	6,873	6,863	1,314	8,129,796
C103	Processing and preserving of fruits and vegetables	s	s	s	s	s
C104	Manufacture of vegetable and animal oils and fats	4	216	216	-	10,785,900
C105	Manufacture of dairy products	s	s	s	s	s
C106	Manufacture of grain mill products, starches and starch products	79	839	629	-	1,816,480
C107	Manufacture of other food products	244	7,084	6,814	-	3,110,161
C108	Manufacture of prepared animal feeds	s	s	s	s	s
C110	Manufacture of beverages	53	803	803	332	11,284,819
C142	Custom tailoring and dressmaking	10	70	70	-	14,896
C161	Sawmilling and planing of wood	3	486	486	-	736,381
C162	Manufacture of products of wood, cork, straw and plaiting materials					
C181	Printing and service activities related to printing	33	283	224	-	158,363
C202	Manufacture of other chemical products, n.e.c.	s	s	s	s	s
C221	Manufacture of rubber products	5	442	442	12	157,100
C222	Manufacture of plastic products	3	24	24	-	73,937
C231	Manufacture of glass and glass products	12	128	118	-	120,233
C239	Manufacture of non-metallic mineral products, n.e.c.					
C241	Manufacture of basic iron and steel	s	s	s	s	s
C251	Manufacture of structural metal products, tanks, reservoirs and steam generators	s	s	s	s	s
C259	Manufacture of other fabricated metal products; metal working service activities	5	560	557	-	2,023,530
C301	Building of ships and boats	s	s	s	s	s
C310	Manufacture of furniture	13	403	403	-	182,292
C324	Manufacture of games and toys	7	137	137	229	23,022
C329	Other manufacturing, n.e.c.					
C331	Repair of fabricated metal products, machinery and equipment	14	193	173	8	69,752
	<b>X - Northern Mindanao</b>	<b>774</b>	<b>29,292</b>	<b>28,886</b>	<b>20,020</b>	<b>182,037,129</b>
C101	Processing and preserving of meat	14	1,258	1,229	275	595,728
C102	Processing and preserving of fish, crustaceans and mollusks	s	s	s	s	s
C103	Processing and preserving of fruits and vegetables	12	2,957	2,957	4,120	21,720,541
C104	Manufacture of vegetable and animal oils and fats	10	1,014	1,014	707	14,536,485
C105	Manufacture of dairy products	6	889	887	457	24,867,988

*Continued*

TABLE 1 - *Continued*

2009 PSIC Code	Region/ Industry Description	Number of Establishments	Employment as of 15 November		Workers on Sub-Contract Agreement or Under Manpower Agencies/Contractors as of 15 November	Total Revenue
			Total	Paid Employees		
		(1)	(2)	(3)	(4)	(5)
C106	Manufacture of grain mill products, starches and starch products	85	2,533	2,533	219	26,124,970
C107	Manufacture of other food products	311	9,919	9,693	10,005	18,261,985
C108	Manufacture of prepared animal feeds	6	182	167	259	206,542
C110	Manufacture of beverages	51	2,831	2,771	1,204	35,981,149
C139	Manufacture of other textiles	s	s	s	s	s
C141	Manufacture of wearing apparel, except fur apparel	4	43	43	8	50,430
C142	Custom tailoring and dressmaking	25	227	222	-	76,756
C152	Manufacture of footwear	s	s	s	s	s
C161	Sawmilling and planing of wood	21	606	598	200	1,221,982
C162	Manufacture of products of wood, cork, straw and plaiting materials	9	520	512	8	225,518
C170	Manufacture of paper and paper products	8	562	562	-	5,308,468
C181	Printing and service activities related to printing	70	1,493	1,460	-	3,560,238
C192	Manufacture of refined petroleum products	s	s	s	s	s
C201	Manufacture of basic chemicals	10	615	615	408	21,164,460
C202	Manufacture of other chemical products, n.e.c.	4	295	295	156	1,846,296
C210	Manufacture of pharmaceuticals, medicinal chemical and botanical products	s	s	s	s	s
C221	Manufacture of rubber products	s	s	s	s	s
C222	Manufacture of plastic products	5	206	206	-	172,627
C231	Manufacture of glass and glass products	27	482	482	-	860,611
C239	Manufacture of non-metallic mineral products, n.e.c.					
C241	Manufacture of basic iron and steel	11	916	916	708	3,779,775
C243	Casting of metals	s	s	s	s	s
C251	Manufacture of structural metal products, tanks, reservoirs and steam generators	5	31	29	8	7,226
C252	Manufacture of weapons and ammunition	s	s	s	s	s
C259	Manufacture of other fabricated metal products; metal working service activities	11	348	343	-	163,154
C282	Manufacture of special purpose machinery	4	109	109	-	359,464
C291	Manufacture of motor vehicles	4	44	44	-	14,344
C292	Manufacture of bodies (coachwork) for motor vehicles; manufacture of trailers and semi-trailers	s	s	s	s	s
C310	Manufacture of furniture	13	306	306	-	282,411
C321	Manufacture of jewelry, bijouterie and related articles	3	17	17	-	44,975
C324	Manufacture of games and toys					
C325	Manufacture of medical and dental instruments and supplies					
C329	Other manufacturing, n.e.c.					
C331	Repair of fabricated metal products, machinery and equipment	4	112	112	-	78,046
		28	410	396	-	188,284

*Continued*



TABLE 1 - *Continued*

2009 PSIC Code	Region/ Industry Description	Number of Establishments	Employment as of 15 November		Workers on Sub-Contract Agreement or Under Manpower Agencies/Contractors as of 15 November	Total Revenue	
			Total	Paid Employees			
		(1)	(2)	(3)	(4)	(5)	
	<b>XI - Davao Region</b>	<b>1,173</b>	<b>33,801</b>	<b>33,539</b>	<b>17,757</b>	<b>141,129,163</b>	
C101	Processing and preserving of meat	14	1,399	1,395	105	7,590,567	
C102	Processing and preserving of fish, crustaceans and mollusks	3	80	78	43	50,809	
C103	Processing and preserving of fruits and vegetables	15	962	962	1,795	1,341,679	
C104	Manufacture of vegetable and animal oils and fats	19	2,873	2,873	10,869	27,164,144	
C105	Manufacture of dairy products	3	26	24	-	6,801	
C106	Manufacture of grain mill products, starches and starch products	70	1,562	1,542	80	5,922,743	
C107	Manufacture of other food products	551	10,049	10,040	873	22,784,827	
C108	Manufacture of prepared animal feeds	11	901	898	160	4,626,080	
C110	Manufacture of beverages	64	2,052	2,052	1,203	21,772,738	
C120	Manufacture of tobacco products	s	s	s	s	s	
C131	Spinning, weaving and finishing of textiles	4	159	159	89	34,792	
C139	Manufacture of other textiles	9	270	260	-	140,850	
C141	Manufacture of wearing apparel, except fur apparel	4	33	33	-	9,516	
C142	Custom tailoring and dressmaking	53	298	270	-	339,455	
C152	Manufacture of footwear	4	34	33	13	16,915	
C161	Sawmilling and planing of wood	}	22	824	785	431	1,071,196
C162	Manufacture of products of wood, cork, straw and plaiting materials						
C170	Manufacture of paper and paper products						
C181	Printing and service activities related to printing	78	2,327	2,261	-	5,733,379	
C192	Manufacture of refined petroleum products	s	s	s	s	s	
C201	Manufacture of basic chemicals	11	247	247	-	1,093,790	
C202	Manufacture of other chemical products, n.e.c.	17	1,328	1,328	160	5,832,215	
C210	Manufacture of pharmaceuticals, medicinal chemical and botanical products	4	213	213	-	68,331	
C221	Manufacture of rubber products	4	113	111	-	413,400	
C222	Manufacture of plastic products	28	2,680	2,667	883	7,669,275	
C231	Manufacture of glass and glass products	4	100	100	-	44,998	
C239	Manufacture of non-metallic mineral products, n.e.c.	20	718	718	257	7,508,324	
C241	Manufacture of basic iron and steel	17	557	540	-	552,995	
C242	Manufacture of basic precious and other non-ferrous metals	4	147	147	34	462,174	
C243	Casting of metals	s	s	s	s	s	
C251	Manufacture of structural metal products, tanks, reservoirs and steam generators	12	421	421	-	5,165,563	
C252	Manufacture of weapons and ammunition	s	s	s	s	s	
C259	Manufacture of other fabricated metal products; metal working service activities	23	377	377	88	1,615,968	

*Continued*

TABLE 1 - Continued

2009 PSIC Code	Region/ Industry Description	Number of Establishments	Employment as of 15 November		Workers on Sub-Contract Agreement or Under Manpower Agencies/Contractors as of 15 November	Total Revenue	
			Total	Paid Employees			
		(1)	(2)	(3)	(4)	(5)	
C265	Manufacture of measuring, testing, navigating and control equipment; watches and clocks	s	s	s	s	s	
C275	Manufacture of domestic appliances	s	s	s	s	s	
C279	Manufacture of other electrical equipment	s	s	s	s	s	
C281	Manufacture of general purpose machinery	3	33	27	55	36,850	
C282	Manufacture of special purpose machinery	6	53	19	3	13,619	
C291	Manufacture of motor vehicles	s	s	s	s	s	
C293	Manufacture of parts and accessories for motor vehicles	s	s	s	s	s	
C301	Building of ships and boats	}	3	53	53	-	889,506
C309	Manufacture of transport equipment, n.e.c.						
C310	Manufacture of furniture	27	834	834	-	1,266,691	
C321	Manufacture of jewelry, bijouterie and related articles	s	s	s	s	s	
C329	Other manufacturing, n.e.c.	6	159	159	-	118,666	
C331	Repair of fabricated metal products, machinery and equipment	37	806	806	-	199,967	
	<b>XII - SOCCSKSARGEN</b>	<b>629</b>	<b>22,536</b>	<b>22,276</b>	<b>21,799</b>	<b>73,558,364</b>	
C101	Processing and preserving of meat	9	528	528	239	1,179,243	
C102	Processing and preserving of fish, crustaceans and mollusks	24	3,089	3,089	19,173	25,467,114	
C103	Processing and preserving of fruits and vegetables	3	5,572	5,572	-	7,886,205	
C104	Manufacture of vegetable and animal oils and fats	5	936	936	38	15,766,434	
C105	Manufacture of dairy products	s	s	s	s	s	
C106	Manufacture of grain mill products, starches and starch products	110	1,955	1,955	-	8,416,545	
C107	Manufacture of other food products	203	5,519	5,368	121	4,482,620	
C108	Manufacture of prepared animal feeds	5	180	180	203	369,499	
C110	Manufacture of beverages	37	396	389	28	62,456	
C131	Spinning, weaving and finishing of textiles	}	3	37	35	1	49,738
C139	Manufacture of other textiles						
C141	Manufacture of wearing apparel, except fur apparel	4	68	58	8	15,311	
C142	Custom tailoring and dressmaking	8	50	45	-	6,227	
C152	Manufacture of footwear	s	s	s	s	s	
C161	Sawmilling and planing of wood	3	35	35	-	54,110	
C162	Manufacture of products of wood, cork, straw and plaiting materials	5	327	327	-	107,651	
C170	Manufacture of paper and paper products	s	s	s	s	s	
C181	Printing and service activities related to printing	70	848	814	1,080	2,153,729	
C192	Manufacture of refined petroleum products	s	s	s	s	s	
C201	Manufacture of basic chemicals	4	64	56	43	114,265	
C202	Manufacture of other chemical products, n.e.c.	5	99	99	8	91,688	

Continued

TABLE 1 - *Continued*

2009 PSIC Code	Region/ Industry Description	Number of Establishments	Employment as of 15 November		Workers on Sub-Contract Agreement or Under Manpower Agencies/Contractors as of 15 November	Total Revenue
			Total	Paid Employees		
		(1)	(2)	(3)	(4)	(5)
C210	Manufacture of pharmaceuticals, medicinal chemical and botanical products	s	s	s	s	s
C221	Manufacture of rubber products	5	148	147	-	166,473
C222	Manufacture of plastic products	s	s	s	s	s
C231	Manufacture of glass and glass products	20	392	391	64	676,274
C239	Manufacture of non-metallic mineral products, n.e.c.					
C241	Manufacture of basic iron and steel	4	36	34	-	20,320
C243	Casting of metals	s	s	s	s	s
C251	Manufacture of structural metal products, tanks, reservoirs and steam generators	4	153	153	5	146,947
C259	Manufacture of other fabricated metal products; metal working service activities	38	332	319	563	3,834,191
C282	Manufacture of special purpose machinery	4	15	15	-	6,167
C301	Building of ships and boats	3	86	81	104	168,651
C309	Manufacture of transport equipment, n.e.c.					
C310	Manufacture of furniture	11	341	326	-	222,061
C323	Manufacture of sports goods	s	s	s	s	s
C331	Repair of fabricated metal products, machinery and equipment	31	966	966	104	1,172,173
	<b>XIII - Caraga</b>	<b>440</b>	<b>14,140</b>	<b>13,676</b>	<b>6,584</b>	<b>34,058,281</b>
C101	Processing and preserving of meat	4	141	141	20	72,982
C102	Processing and preserving of fish, crustaceans and mollusks	s	s	s	s	s
C103	Processing and preserving of fruits and vegetables	s	s	s	s	s
C104	Manufacture of vegetable and animal oils and fats	5	538	529	1,381	1,725,772
C106	Manufacture of grain mill products, starches and starch products	49	1,091	978	-	179,534
C107	Manufacture of other food products	185	5,418	5,258	138	1,241,899
C108	Manufacture of prepared animal feeds	s	s	s	s	s
C110	Manufacture of beverages	71	1,368	1,302	-	350,212
C139	Manufacture of other textiles	s	s	s	s	s
C142	Custom tailoring and dressmaking	9	77	54	-	2,828
C152	Manufacture of footwear	s	s	s	s	s
C161	Sawmilling and planing of wood	5	102	102	89	80,465
C162	Manufacture of products of wood, cork, straw and plaiting materials	10	2,154	2,151	692	1,444,351
C181	Printing and service activities related to printing	33	353	334	-	456,027
C199	Manufacture of other fuel products	s	s	s	s	s
C201	Manufacture of basic chemicals	5	521	521	-	692,733
C202	Manufacture of other chemical products, n.e.c.					
C221	Manufacture of rubber products	s	s	s	s	

*Continued*

TABLE 1 - *Continued*

2009 PSIC Code	Region/ Industry Description	Number of Establishments	Employment as of 15 November		Workers on Sub-Contract Agreement or Under Manpower Agencies/Contractors as of 15 November	Total Revenue
			Total	Paid Employees		
		(1)	(2)	(3)	(4)	(5)
C231	Manufacture of glass and glass products	14	506	506	770	5,341,938
C239	Manufacture of non-metallic mineral products, n.e.c.					
C241	Manufacture of basic iron and steel					
C242	Manufacture of basic precious and other non-ferrous metals	3	740	740	3,415	21,426,572
C251	Manufacture of structural metal products, tanks, reservoirs and steam generators					
C259	Manufacture of other fabricated metal products; metal working service activities					
C282	Manufacture of special purpose machinery	11	211	211	8	216,805
C301	Building of ships and boats					
C309	Manufacture of transport equipment, n.e.c.					
C310	Manufacture of furniture	10	161	151	-	71,959
C321	Manufacture of jewelry, bijouterie and related articles					
C324	Manufacture of games and toys					
C329	Other manufacturing, n.e.c.	3	32	29	3	24,349
C331	Repair of fabricated metal products, machinery and equipment					
	Autonomous Region in Muslim Mindanao	57	1,844	1,768	-	2,999,944
C101	Processing and preserving of meat	s	s	s	s	s
C104	Manufacture of vegetable and animal oils and fats	s	s	s	s	s
C106	Manufacture of grain mill products, starches and starch products	21	1,036	973	-	2,285,552
C107	Manufacture of other food products	18	226	226	-	29,014
C108	Manufacture of prepared animal feeds	s	s	s	s	s
C110	Manufacture of beverages	7	39	28	-	5,925
C142	Custom tailoring and dressmaking	s	s	s	s	s
C221	Manufacture of rubber products	s	s	s	s	s
C239	Manufacture of non-metallic mineral products, n.e.c.	s	s	s	s	s
C301	Building of ships and boats	s	s	s	s	s
C310	Manufacture of furniture	s	s	s	s	s

*Continued*

TABLE 1 - *Continued*

2009 PSIC Code	Region/ Industry Description	Expense			Value of Output
		Total	Compensation	Other Expense	
		(6)	(7)	(8)	(9)
	<b>Philippines</b>	<b>5,408,021,383</b>	<b>381,985,199</b>	<b>5,026,036,185</b>	<b>5,905,168,712</b>
C101	Processing and preserving of meat	139,724,144	6,746,714	132,977,430	93,867,547
C102	Processing and preserving of fish, crustaceans and mollusks	49,849,811	3,035,741	46,814,070	52,998,152
C103	Processing and preserving of fruits and vegetables	49,246,431	5,204,939	44,041,492	59,330,451
C104	Manufacture of vegetable and animal oils and fats	118,014,691	3,255,532	114,759,159	119,516,891
C105	Manufacture of dairy products	202,302,632	6,951,943	195,350,689	247,279,103
C106	Manufacture of grain mill products, starches and starch products	162,074,879	5,118,933	156,955,945	173,248,139
C107	Manufacture of other food products	322,987,641	33,388,857	289,598,784	370,785,533
C108	Manufacture of prepared animal feeds	104,748,085	4,818,094	99,929,991	109,954,067
C110	Manufacture of beverages	393,573,697	15,682,474	377,891,224	475,394,055
C120	Manufacture of tobacco products	89,144,707	4,962,758	84,181,949	102,427,223
C131	Spinning, weaving and finishing of textiles	11,453,691	1,380,398	10,073,292	10,223,416
C139	Manufacture of other textiles	30,683,114	3,844,252	26,838,862	31,984,314
C141	Manufacture of wearing apparel, except fur apparel	61,137,444	21,736,242	39,401,202	62,140,092
C142	Custom tailoring and dressmaking	3,650,252	695,508	2,954,743	4,712,357
C143	Manufacture of knitted and crocheted apparel	2,517,721	398,717	2,119,004	2,505,830
C151	Tanning and dressing of leather; manufacture of luggage and handbags	4,226,129	2,086,944	2,139,185	5,557,309
C152	Manufacture of footwear	18,747,795	2,215,559	16,532,236	11,530,762
C161	Sawmilling and planing of wood	2,376,946	205,076	2,171,870	2,261,106
C162	Manufacture of products of wood, cork, straw and plaiting materials	47,698,503	2,716,911	44,981,593	52,554,166
C170	Manufacture of paper and paper products	131,178,224	8,898,374	122,279,850	138,030,545
C181	Printing and service activities related to printing	82,767,104	10,587,490	72,179,615	94,347,052
C182	Reproduction of recorded media	280,941	12,498	268,444	291,313
C192	Manufacture of refined petroleum products	466,361,934	7,607,224	458,754,710	541,747,629
C199	Manufacture of other fuel products	1,066,543	155,584	910,960	1,671,970
C201	Manufacture of basic chemicals	158,727,757	5,459,107	153,268,649	180,731,747
C202	Manufacture of other chemical products, n.e.c.	105,881,480	9,652,453	96,229,027	113,106,046
C203	Manufacture of man-made fibers	239,026	37,938	201,087	337,588
C210	Manufacture of pharmaceuticals, medicinal chemical and botanical products	28,134,361	2,332,145	25,802,216	35,895,721
C221	Manufacture of rubber products	38,700,788	4,236,728	34,464,061	35,299,246
C222	Manufacture of plastic products	160,083,466	17,547,337	142,536,129	168,099,446
C231	Manufacture of glass and glass products	19,218,901	2,297,148	16,921,753	32,886,094
C239	Manufacture of non-metallic mineral products, n.e.c.	182,545,425	10,294,893	172,250,532	214,953,251
C241	Manufacture of basic iron and steel	242,979,890	6,058,876	236,921,014	245,099,337
C242	Manufacture of basic precious and other non-ferrous metals	88,741,670	1,798,726	86,942,944	105,246,069

*Continued*

TABLE 1 - *Continued*

2009 PSIC Code	Region/ Industry Description	Expense			Value of Output
		Total	Compensation	Other Expense	
		(6)	(7)	(8)	(9)
C243	Casting of metals	10,777,031	998,230	9,778,801	12,455,883
C251	Manufacture of structural metal products, tanks, reservoirs and steam generators	177,343,897	10,263,656	167,080,241	210,669,170
C252	Manufacture of weapons and ammunition	2,985,118	527,345	2,457,773	2,994,321
C259	Manufacture of other fabricated metal products; metal working service activities	116,979,526	16,339,059	100,640,467	132,143,620
C261	Manufacture of electronic components	513,173,678	52,188,691	460,984,987	538,913,560
C262	Manufacture of computers and peripheral equipment and accessories	43,294,952	4,864,193	38,430,758	49,176,575
C263	Manufacture of communication equipment	7,609,149	1,348,674	6,260,475	8,493,059
C264	Manufacture of consumer electronics	14,261,183	1,091,991	13,169,191	14,788,463
C265	Manufacture of measuring, testing, navigating and control equipment; watches and clocks	6,103,952	1,113,654	4,990,298	5,687,987
C267	Manufacture of optical instruments and photographic equipment	18,944,729	2,245,562	16,699,167	21,612,340
C271	Manufacture of electric motors, generators, transformers and electricity distribution and control apparatus	20,038,817	2,685,527	17,353,290	21,058,836
C272	Manufacture of batteries and accumulators	21,674,430	1,757,544	19,916,886	26,009,958
C273	Manufacture of wiring and wiring devices	30,013,026	3,051,683	26,961,343	32,744,613
C274	Manufacture of electric lighting equipment	9,464,619	1,142,895	8,321,724	9,219,682
C275	Manufacture of domestic appliances	10,459,677	699,249	9,760,428	11,806,977
C279	Manufacture of other electrical equipment	6,652,518	1,554,350	5,098,167	8,010,489
C281	Manufacture of general purpose machinery	79,986,202	4,557,723	75,428,479	81,822,139
C282	Manufacture of special purpose machinery	33,431,364	4,369,083	29,062,281	35,223,422
C291	Manufacture of motor vehicles	197,700,449	4,645,231	193,055,218	206,956,273
C292	Manufacture of bodies (coachwork) for motor vehicles; manufacture of trailers and semi-trailers	4,434,015	345,204	4,088,811	5,917,393
C293	Manufacture of parts and accessories for motor vehicles	222,815,993	19,868,791	202,947,202	242,317,995
C301	Building of ships and boats	8,425,571	524,136	7,901,435	7,483,675
C303	Manufacture of air and spacecraft and related machinery	40,097,900	8,472,084	31,625,816	42,340,930
C309	Manufacture of transport equipment, n.e.c.	111,937,292	3,227,501	108,709,791	97,639,822
C310	Manufacture of furniture	62,939,051	6,836,390	56,102,661	56,460,811
C321	Manufacture of jewelry, bijouterie and related articles	1,986,570	790,404	1,196,165	2,113,992
C322	Manufacture of musical instruments	33,069	11,918	21,151	33,218
C323	Manufacture of sports goods	4,423,024	977,597	3,445,428	5,173,808
C324	Manufacture of games and toys	2,738,383	780,837	1,957,547	2,821,204
C325	Manufacture of medical and dental instruments and supplies	45,043,684	5,244,611	39,799,073	50,898,921
C329	Other manufacturing, n.e.c.	11,716,659	1,564,023	10,152,637	13,128,478
C331	Repair of fabricated metal products, machinery and equipment	49,146,307	6,403,480	42,742,827	52,656,136
C332	Installation of industrial machinery and equipment	323,727	71,773	251,954	381,396

*Continued*

TABLE 1 - *Continued*

2009 PSIC Code	Region/ Industry Description	Expense			Value of Output
		Total	Compensation	Other Expense	
		(6)	(7)	(8)	(9)
	<b>National Capital Region</b>	<b>1,219,256,559</b>	<b>92,431,659</b>	<b>1,126,824,900</b>	<b>1,342,677,409</b>
C101	Processing and preserving of meat	16,309,900	1,521,002	14,788,898	16,446,479
C102	Processing and preserving of fish, crustaceans and mollusks	6,006,050	364,476	5,641,573	6,098,451
C103	Processing and preserving of fruits and vegetables	4,379,141	485,884	3,893,257	3,869,199
C104	Manufacture of vegetable and animal oils and fats	34,046,805	367,521	33,679,284	38,018,232
C105	Manufacture of dairy products	84,553,639	3,314,265	81,239,373	107,175,178
C106	Manufacture of grain mill products, starches and starch products	51,305,541	1,251,494	50,054,047	55,430,309
C107	Manufacture of other food products	94,858,968	8,641,421	86,217,547	110,003,211
C108	Manufacture of prepared animal feeds	7,290,085	238,706	7,051,379	8,256,874
C110	Manufacture of beverages	53,239,884	1,787,811	51,452,073	57,370,743
C120	Manufacture of tobacco products	62,938,039	3,354,290	59,583,748	71,896,313
C131	Spinning, weaving and finishing of textiles	7,476,734	766,178	6,710,556	6,216,281
C139	Manufacture of other textiles	16,480,104	1,321,266	15,158,838	15,562,580
C141	Manufacture of wearing apparel, except fur apparel	18,182,977	5,060,355	13,122,622	19,164,268
C142	Custom tailoring and dressmaking	2,593,942	429,452	2,164,489	3,530,478
C143	Manufacture of knitted and crocheted apparel	1,841,590	213,797	1,627,793	1,817,135
C151	Tanning and dressing of leather; manufacture of luggage and handbags	1,284,429	98,656	1,185,772	1,547,981
C152	Manufacture of footwear	9,623,429	574,279	9,049,150	1,916,610
C161	Sawmilling and planing of wood	182,429	39,482	142,947	72,631
C162	Manufacture of products of wood, cork, straw and plaiting materials	2,477,890	324,245	2,153,645	2,338,396
C170	Manufacture of paper and paper products	76,451,314	5,200,930	71,250,384	76,860,082
C181	Printing and service activities related to printing	41,118,112	5,953,809	35,164,303	47,346,196
C182	Reproduction of recorded media	23,268	2,219	21,050	29,961
C192	Manufacture of refined petroleum products	2,118,140	198,933	1,919,208	2,327,034
C199	Manufacture of other fuel products				
C201	Manufacture of basic chemicals	50,342,797	3,248,351	47,094,446	58,398,999
C202	Manufacture of other chemical products, n.e.c.	54,398,425	4,642,324	49,756,101	54,987,881
C203	Manufacture of man-made fibers				
C210	Manufacture of pharmaceuticals, medicinal chemical and botanical products	7,290,368	580,334	6,710,034	11,783,620
C221	Manufacture of rubber products	14,697,078	1,302,588	13,394,490	11,587,965
C222	Manufacture of plastic products	73,951,618	8,778,133	65,173,485	78,073,763
C231	Manufacture of glass and glass products	2,144,826	761,649	1,383,177	13,566,306
C239	Manufacture of non-metallic mineral products, n.e.c.	25,671,385	1,994,803	23,676,583	31,941,456
C241	Manufacture of basic iron and steel	106,620,989	2,150,659	104,470,331	107,352,850
C242	Manufacture of basic precious and other non-ferrous metals	4,091,664	205,639	3,886,025	4,050,090
C243	Casting of metals	301,804	59,614	242,190	536,700

*Continued*

TABLE 1 - *Continued*

2009 PSIC Code	Region/ Industry Description	Expense			Value of Output
		Total	Compensation	Other Expense	
		(6)	(7)	(8)	(9)
C251	Manufacture of structural metal products, tanks, reservoirs and steam generators	79,904,056	4,502,447	75,401,609	106,818,562
C252	Manufacture of weapons and ammunition	2,874,330	482,857	2,391,473	2,795,987
C259	Manufacture of other fabricated metal products; metal working service activities	37,186,250	5,127,631	32,058,618	43,710,012
C261	Manufacture of electronic components	20,532,144	4,890,109	15,642,035	20,550,298
C262	Manufacture of computers and peripheral equipment and accessories	158,423	64,475	93,948	186,766
C263	Manufacture of communication equipment				
C264	Manufacture of consumer electronics	237,796	76,207	161,590	151,518
C265	Manufacture of measuring, testing, navigating and control equipment; watches and clocks	2,210,515	254,504	1,956,011	2,529,525
C267	Manufacture of optical instruments and photographic equipment				
C271	Manufacture of electric motors, generators, transformers and electricity distribution and control apparatus	1,851,596	213,576	1,638,021	1,626,928
C272	Manufacture of batteries and accumulators	10,039,788	734,963	9,304,825	11,762,828
C273	Manufacture of wiring and wiring devices	5,616,142	261,858	5,354,284	6,037,756
C274	Manufacture of electric lighting equipment	448,406	51,714	396,692	481,639
C275	Manufacture of domestic appliances	3,354,408	300,144	3,054,265	3,967,686
C279	Manufacture of other electrical equipment	s	s	s	s
C281	Manufacture of general purpose machinery	20,742,048	1,029,802	19,712,246	21,527,639
C282	Manufacture of special purpose machinery	5,553,606	1,019,457	4,534,149	6,051,277
C291	Manufacture of motor vehicles	598,748	85,923	512,825	549,872
C292	Manufacture of bodies (coachwork) for motor vehicles; manufacture of trailers and semi-trailers	412,116	88,209	323,907	451,308
C293	Manufacture of parts and accessories for motor vehicles	18,785,121	795,264	17,989,857	19,503,156
C301	Building of ships and boats	760,092	67,077	693,015	217,755
C303	Manufacture of air and spacecraft and related machinery	18,459,038	1,359,451	17,099,587	18,139,955
C309	Manufacture of transport equipment, n.e.c.				
C310	Manufacture of furniture	39,638,647	2,411,338	37,227,309	31,509,329
C321	Manufacture of jewelry, bijouterie and related articles	156,142	40,878	115,263	264,975
C322	Manufacture of musical instruments	s	s	s	s
C323	Manufacture of sports goods	498,564	219,061	279,503	659,207
C324	Manufacture of games and toys	352,513	86,713	265,800	369,012
C325	Manufacture of medical and dental instruments and supplies	938,782	388,450	550,332	1,047,966
C329	Other manufacturing, n.e.c.	7,463,128	605,448	6,857,680	8,220,953
C331	Repair of fabricated metal products, machinery and equipment	5,392,680	1,784,731	3,607,949	6,649,849
C332	Installation of industrial machinery and equipment	s	s	s	s

*Continued*



TABLE 1 - *Continued*

2009 PSIC Code	Region/ Industry Description	Expense			Value of Output
		Total	Compensation	Other Expense	
		(6)	(7)	(8)	(9)
	<b>Cordillera Administrative Region</b>	<b>100,761,473</b>	<b>3,812,101</b>	<b>96,949,372</b>	<b>101,574,106</b>
C101	Processing and preserving of meat	s	s	s	s
C103	Processing and preserving of fruits and vegetables	375,163	50,199	324,965	531,600
C105	Manufacture of dairy products	s	s	s	s
C106	Manufacture of grain mill products, starches and starch products	4,367	1,745	2,623	4,562
C107	Manufacture of other food products	1,724,323	254,992	1,469,331	1,850,568
C110	Manufacture of beverages	79,780	20,276	59,505	93,343
C131	Spinning, weaving and finishing of textiles	167,828	68,077	99,750	190,536
C139	Manufacture of other textiles				
C141	Manufacture of wearing apparel, except fur apparel	s	s	s	s
C142	Custom tailoring and dressmaking	16,349	11,032	5,318	21,511
C162	Manufacture of products of wood, cork, straw and plaiting materials	s	s	s	s
C170	Manufacture of paper and paper products	s	s	s	s
C181	Printing and service activities related to printing	343,963	36,725	307,238	404,679
C201	Manufacture of basic chemicals	s	s	s	s
C202	Manufacture of other chemical products, n.e.c.	s	s	s	s
C221	Manufacture of rubber products	240,607	49,785	190,822	270,413
C222	Manufacture of plastic products				
C231	Manufacture of glass and glass products	s	s	s	s
C239	Manufacture of non-metallic mineral products, n.e.c.	s	s	s	s
C241	Manufacture of basic iron and steel	s	s	s	s
C242	Manufacture of basic precious and other non-ferrous metals	s	s	s	s
C251	Manufacture of structural metal products, tanks, reservoirs and steam generators	6,278	2,856	3,422	9,026
C259	Manufacture of other fabricated metal products; metal working service activities	3,316	734	2,582	4,388
C261	Manufacture of electronic components	81,588,808	1,700,076	79,888,732	80,330,042
C281	Manufacture of general purpose machinery	26,841	5,510	21,331	37,012
C282	Manufacture of special purpose machinery				
C303	Manufacture of air and spacecraft and related machinery	s	s	s	s
C310	Manufacture of furniture	s	s	s	s
C321	Manufacture of jewelry, bijouterie and related articles	s	s	s	s
C331	Repair of fabricated metal products, machinery and equipment	4,054	1,213	2,841	6,800
	<b>I - Ilocos Region</b>	<b>42,023,291</b>	<b>2,299,573</b>	<b>39,723,718</b>	<b>55,022,325</b>
C101	Processing and preserving of meat	2,162,912	117,260	2,045,652	3,901,133
C102	Processing and preserving of fish, crustaceans and mollusks	10,031	4,526	5,505	16,121

*Continued*

TABLE 1 - *Continued*

2009 PSIC Code	Region/ Industry Description	Expense			Value of Output
		Total	Compensation	Other Expense	
		(6)	(7)	(8)	(9)
C103	Processing and preserving of fruits and vegetables	s	s	s	s
C105	Manufacture of dairy products	s	s	s	s
C106	Manufacture of grain mill products, starches and starch products	6,441,150	328,486	6,112,663	5,558,757
C107	Manufacture of other food products	2,630,848	205,614	2,425,234	3,134,904
C108	Manufacture of prepared animal feeds	130,273	47,979	82,295	165,096
C110	Manufacture of beverages	10,927,130	1,044,279	9,882,852	11,047,851
C120	Manufacture of tobacco products	826,752	47,783	778,969	684,363
C131	Spinning, weaving and finishing of textiles	9,953	694	9,259	7,202
C141	Manufacture of wearing apparel, except fur apparel	6,410	948	5,462	10,653
C142	Custom tailoring and dressmaking	19,885	3,104	16,780	24,485
C162	Manufacture of products of wood, cork, straw and plaiting materials	10,426	3,376	7,050	8,619
C170	Manufacture of paper and paper products	s	s	s	s
C181	Printing and service activities related to printing	473,088	35,980	437,108	502,243
C201	Manufacture of basic chemicals	7,363,078	43,867	7,319,211	16,024,558
C202	Manufacture of other chemical products, n.e.c.				
C210	Manufacture of pharmaceuticals, medicinal chemical and botanical products				
C221	Manufacture of rubber products	s	s	s	s
C222	Manufacture of plastic products	s	s	s	s
C239	Manufacture of non-metallic mineral products, n.e.c.	8,393,595	209,112	8,184,483	11,100,765
C241	Manufacture of basic iron and steel	328,275	41,520	286,755	340,969
C251	Manufacture of structural metal products, tanks, reservoirs and steam generators	892,516	28,422	864,094	1,171,532
C259	Manufacture of other fabricated metal products; metal working service activities	18,793	2,329	16,464	18,814
C282	Manufacture of special purpose machinery	9,585	2,156	7,429	9,917
C292	Manufacture of bodies (coachwork) for motor vehicles; manufacture of trailers and semi-trailers	28,503	6,205	22,299	25,757
C293	Manufacture of parts and accessories for motor vehicles				
C309	Manufacture of transport equipment, n.e.c.	s	s	s	s
C310	Manufacture of furniture	137,818	50,538	87,281	158,634
C321	Manufacture of jewelry, bijouterie and related articles	292,260	7,922	284,338	287,664
C324	Manufacture of games and toys				
C329	Other manufacturing, n.e.c.				
C331	Repair of fabricated metal products, machinery and equipment	331,184	18,286	312,898	318,311
<b>II - Cagayan Valley</b>		<b>20,071,610</b>	<b>1,913,719</b>	<b>18,157,891</b>	<b>19,206,871</b>
C101	Processing and preserving of meat	168,192	36,892	131,301	181,757

*Continued*

TABLE 1 - *Continued*

2009 PSIC Code	Region/ Industry Description	Expense			Value of Output
		Total	Compensation	Other Expense	
		(6)	(7)	(8)	(9)
C102	Processing and preserving of fish, crustaceans and mollusks	s	s	s	s
C103	Processing and preserving of fruits and vegetables	5,394	1,403	3,991	6,521
C105	Manufacture of dairy products	s	s	s	s
C106	Manufacture of grain mill products, starches and starch products	2,407,467	126,323	2,281,145	1,768,019
C107	Manufacture of other food products	4,386,949	684,704	3,702,246	4,609,993
C108	Manufacture of prepared animal feeds	163,652	26,628	137,025	140,719
C110	Manufacture of beverages	8,487,243	355,075	8,132,168	9,117,317
C120	Manufacture of tobacco products	s	s	s	s
C131	Spinning, weaving and finishing of textiles	s	s	s	s
C139	Manufacture of other textiles	s	s	s	s
C142	Custom tailoring and dressmaking	10,354	4,479	5,875	13,316
C162	Manufacture of products of wood, cork, straw and plaiting materials	6,091	983	5,109	7,824
C181	Printing and service activities related to printing	250,958	88,144	162,814	237,999
C182	Reproduction of recorded media	s	s	s	s
C192	Manufacture of refined petroleum products	s	s	s	s
C199	Manufacture of other fuel products	s	s	s	s
C201	Manufacture of basic chemicals	s	s	s	s
C231	Manufacture of glass and glass products	143,034	20,841	122,194	151,611
C239	Manufacture of non-metallic mineral products, n.e.c.				
C251	Manufacture of structural metal products, tanks, reservoirs and steam generators	99,798	5,095	94,703	43,479
C259	Manufacture of other fabricated metal products; metal working service activities	36,224	4,662	31,562	35,698
C282	Manufacture of special purpose machinery	1,948,534	128,440	1,820,094	923,324
C310	Manufacture of furniture	76,590	13,268	63,322	63,958
C321	Manufacture of jewelry, bijouterie and related articles	s	s	s	s
C329	Other manufacturing, n.e.c.	s	s	s	s
C331	Repair of fabricated metal products, machinery and equipment	12,214	2,747	9,466	35,194
<b>III - Central Luzon</b>		<b>925,348,045</b>	<b>52,540,240</b>	<b>872,807,806</b>	<b>1,028,232,282</b>
C101	Processing and preserving of meat	14,183,057	1,254,491	12,928,566	14,736,665
C102	Processing and preserving of fish, crustaceans and mollusks	4,332,805	421,554	3,911,250	5,977,993
C103	Processing and preserving of fruits and vegetables	7,606,006	257,941	7,348,065	9,020,686
C104	Manufacture of vegetable and animal oils and fats	1,063,361	18,130	1,045,231	124,538
C105	Manufacture of dairy products	1,812,451	153,998	1,658,453	3,647,730
C106	Manufacture of grain mill products, starches and starch products	15,171,589	480,037	14,691,552	13,788,400

*Continued*

TABLE 1 - *Continued*

2009 PSIC Code	Region/ Industry Description	Expense			Value of Output
		Total	Compensation	Other Expense	
		(6)	(7)	(8)	(9)
C107	Manufacture of other food products	42,239,391	3,689,557	38,549,834	46,498,759
C108	Manufacture of prepared animal feeds	30,824,808	2,640,245	28,184,563	37,864,231
C110	Manufacture of beverages	24,731,237	1,114,833	23,616,404	28,653,152
C120	Manufacture of tobacco products	s	s	s	s
C131	Spinning, weaving and finishing of textiles	2,335,687	261,345	2,074,342	2,542,943
C139	Manufacture of other textiles	4,054,520	1,663,128	2,391,393	5,797,562
C141	Manufacture of wearing apparel, except fur apparel	11,154,533	3,737,187	7,417,345	11,980,758
C142	Custom tailoring and dressmaking }	74,945	43,214	31,731	78,495
C143	Manufacture of knitted and crocheted apparel }				
C151	Tanning and dressing of leather; manufacture of luggage and handbags	2,743,589	1,959,008	784,581	3,794,461
C152	Manufacture of footwear	2,823,453	538,523	2,284,930	2,975,294
C161	Sawmilling and planing of wood }	1,172,841	541,137	631,705	1,549,792
C162	Manufacture of products of wood, cork, straw and plaiting materials }				
C170	Manufacture of paper and paper products	14,556,723	1,002,877	13,553,847	17,392,225
C181	Printing and service activities related to printing	2,528,443	368,739	2,159,704	4,484,333
C192	Manufacture of refined petroleum products	299,951,508	4,455,589	295,495,919	319,493,590
C201	Manufacture of basic chemicals	9,908,116	361,190	9,546,926	15,687,646
C202	Manufacture of other chemical products, n.e.c.	3,041,811	532,086	2,509,725	4,594,569
C210	Manufacture of pharmaceuticals, medicinal chemical and botanical products	1,174,391	216,005	958,386	1,516,913
C221	Manufacture of rubber products	15,025,605	1,563,719	13,461,886	15,751,604
C222	Manufacture of plastic products	12,834,343	1,164,982	11,669,361	16,522,222
C231	Manufacture of glass and glass products	921,704	217,355	704,349	933,716
C239	Manufacture of non-metallic mineral products, n.e.c.	48,227,643	1,952,605	46,275,038	65,214,426
C241	Manufacture of basic iron and steel	60,101,447	1,149,615	58,951,832	61,081,497
C242	Manufacture of basic precious and other non-ferrous metals	347,911	71,756	276,156	292,130
C243	Casting of metals	918,558	38,299	880,258	1,352,888
C251	Manufacture of structural metal products, tanks, reservoirs and steam generators	73,500,007	2,302,667	71,197,340	79,929,476
C252	Manufacture of weapons and ammunition }	14,200,552	1,730,701	12,469,851	17,054,917
C259	Manufacture of other fabricated metal products; metal working service activities }				
C261	Manufacture of electronic components	86,841,648	4,246,050	82,595,599	86,346,717
C262	Manufacture of computers and peripheral equipment and accessories	15,964,269	1,417,325	14,546,944	19,014,288
C264	Manufacture of consumer electronics }	288,988	38,808	250,180	386,685
C265	Manufacture of measuring, testing, navigating and control equipment; watches and clocks }				
C271	Manufacture of electric motors, generators, transformers and electricity distribution and control apparatus	1,225,403	89,099	1,136,305	1,551,178

*Continued*

TABLE 1 - *Continued*

2009 PSIC Code	Region/ Industry Description	Expense			Value of Output
		Total	Compensation	Other Expense	
		(6)	(7)	(8)	(9)
C272	Manufacture of batteries and accumulators	10,469,291	941,165	9,528,126	13,207,738
C273	Manufacture of wiring and wiring devices	7,622,448	242,167	7,380,281	9,020,817
C274	Manufacture of electric lighting equipment	1,362,350	237,696	1,124,655	1,595,972
C275	Manufacture of domestic appliances	2,031,680	40,729	1,990,951	2,027,193
C279	Manufacture of other electrical equipment	1,079,411	134,943	944,468	1,143,819
C281	Manufacture of general purpose machinery	1,069,809	169,625	900,183	1,252,922
C282	Manufacture of special purpose machinery	1,424,725	144,366	1,280,360	1,814,299
C291	Manufacture of motor vehicles	778,392	103,911	674,480	1,437,464
C292	Manufacture of bodies (coachwork) for motor vehicles; manufacture of trailers and semi-trailers				
C293	Manufacture of parts and accessories for motor vehicles				
C301	Building of ships and boats	s	s	s	s
C303	Manufacture of air and spacecraft and related machinery	1,578,087	233,782	1,344,305	1,266,411
C309	Manufacture of transport equipment, n.e.c.	146,114	45,946	100,168	181,930
C310	Manufacture of furniture	3,542,149	594,974	2,947,175	4,467,806
C321	Manufacture of jewelry, bijouterie and related articles	196,202	39,650	156,551	210,473
C322	Manufacture of musical instruments	s	s	s	s
C323	Manufacture of sports goods	1,320,714	83,507	1,237,207	1,770,991
C324	Manufacture of games and toys	768,067	314,418	453,648	870,595
C325	Manufacture of medical and dental instruments and supplies	2,918,698	714,852	2,203,846	4,906,927
C329	Other manufacturing, n.e.c.	1,705,679	285,909	1,419,771	2,108,150
C331	Repair of fabricated metal products, machinery and equipment	11,052,995	694,182	10,358,813	12,453,769
C332	Installation of industrial machinery and equipment	s	s	s	s
<b>IVA - CALABARZON</b>		<b>2,163,013,847</b>	<b>155,425,813</b>	<b>2,007,588,035</b>	<b>2,299,587,495</b>
C101	Processing and preserving of meat	79,868,474	2,403,496	77,464,978	30,015,670
C102	Processing and preserving of fish, crustaceans and mollusks	465,702	27,795	437,907	508,227
C103	Processing and preserving of fruits and vegetables	9,011,257	1,377,357	7,633,899	10,062,504
C104	Manufacture of vegetable and animal oils and fats	13,865,178	498,670	13,366,509	14,877,559
C105	Manufacture of dairy products	98,484,140	2,745,791	95,738,350	110,054,587
C106	Manufacture of grain mill products, starches and starch products	25,731,302	575,782	25,155,520	37,423,976
C107	Manufacture of other food products	79,774,635	7,656,761	72,117,874	90,095,075
C108	Manufacture of prepared animal feeds	19,594,736	538,406	19,056,329	20,434,828
C110	Manufacture of beverages	167,649,564	5,802,523	161,847,042	186,176,914
C120	Manufacture of tobacco products	19,155,320	756,996	18,398,324	22,637,858
C131	Spinning, weaving and finishing of textiles	1,370,382	293,225	1,077,157	1,169,730
C139	Manufacture of other textiles	8,769,831	656,341	8,113,490	9,538,784
C141	Manufacture of wearing apparel, except fur apparel	21,676,800	7,171,979	14,504,821	20,959,460

*Continued*

TABLE 1 - *Continued*

2009 PSIC Code	Region/ Industry Description	Expense			Value of Output
		Total	Compensation	Other Expense	
		(6)	(7)	(8)	(9)
C142	Custom tailoring and dressmaking	265,870	129,837	136,032	290,357
C143	Manufacture of knitted and crocheted apparel	631,983	150,669	481,314	644,282
C151	Tanning and dressing of leather; manufacture of luggage and handbags	195,196	27,529	167,668	204,499
C152	Manufacture of footwear	5,281,735	832,980	4,448,755	5,634,466
C161	Sawmilling and planing of wood	39,214,832	1,355,705	37,859,127	43,816,699
C162	Manufacture of products of wood, cork, straw and plaiting materials				
C170	Manufacture of paper and paper products	20,179,079	1,801,769	18,377,309	22,320,266
C181	Printing and service activities related to printing	19,877,585	862,159	19,015,426	19,917,741
C182	Reproduction of recorded media	s	s	s	s
C192	Manufacture of refined petroleum products	163,148,780	3,002,692	160,146,088	219,067,049
C199	Manufacture of other fuel products				
C201	Manufacture of basic chemicals	49,936,596	483,143	49,453,453	43,767,728
C202	Manufacture of other chemical products, n.e.c.	36,052,307	3,399,536	32,652,771	39,835,945
C210	Manufacture of pharmaceuticals, medicinal chemical and botanical products	18,130,637	1,322,629	16,808,008	20,913,282
C221	Manufacture of rubber products	4,470,278	861,049	3,609,228	4,515,877
C222	Manufacture of plastic products	52,710,740	6,335,283	46,375,458	54,584,917
C231	Manufacture of glass and glass products	14,947,318	1,084,006	13,863,312	16,901,828
C239	Manufacture of non-metallic mineral products, n.e.c.	56,884,799	3,840,136	53,044,664	59,518,864
C241	Manufacture of basic iron and steel	49,293,393	1,743,786	47,549,607	49,215,757
C242	Manufacture of basic precious and other non-ferrous metals	3,823,045	157,689	3,665,356	4,579,779
C243	Casting of metals	7,812,566	659,723	7,152,843	8,752,242
C251	Manufacture of structural metal products, tanks, reservoirs and steam generators	15,591,885	2,592,184	12,999,701	15,852,404
C259	Manufacture of other fabricated metal products; metal working service activities	54,713,461	8,398,477	46,314,984	58,198,744
C261	Manufacture of electronic components	299,459,428	33,189,879	266,269,549	326,484,023
C262	Manufacture of computers and peripheral equipment and accessories	27,139,546	3,379,526	23,760,020	29,937,330
C263	Manufacture of communication equipment	2,134,862	244,205	1,890,658	2,193,110
C264	Manufacture of consumer electronics	13,779,522	989,161	12,790,361	14,300,177
C265	Manufacture of measuring, testing, navigating and control equipment; watches and clocks	3,046,411	206,228	2,840,183	3,044,984
C267	Manufacture of optical instruments and photographic equipment	11,986,788	1,138,306	10,848,482	13,742,801
C271	Manufacture of electric motors, generators, transformers and electricity distribution and control apparatus	15,999,872	2,251,199	13,748,673	16,094,154
C272	Manufacture of batteries and accumulators	1,165,352	81,416	1,083,935	1,039,391
C273	Manufacture of wiring and wiring devices	15,970,313	2,480,114	13,490,199	16,872,087
C274	Manufacture of electric lighting equipment	6,875,263	797,676	6,077,587	6,364,230

*Continued*

TABLE 1 - *Continued*

2009 PSIC Code	Region/ Industry Description	Expense			Value of Output
		Total	Compensation	Other Expense	
		(6)	(7)	(8)	(9)
C275	Manufacture of domestic appliances	3,611,960	280,886	3,331,075	4,022,863
C279	Manufacture of other electrical equipment	5,070,844	1,233,749	3,837,095	5,886,715
C281	Manufacture of general purpose machinery	55,388,630	3,048,837	52,339,794	56,133,689
C282	Manufacture of special purpose machinery	23,306,863	2,814,779	20,492,084	25,015,778
C291	Manufacture of motor vehicles	193,811,255	4,455,069	189,356,185	202,946,367
C292	Manufacture of bodies (coachwork) for motor vehicles; manufacture of trailers and semi-trailers	3,275,089	150,254	3,124,835	4,102,907
C293	Manufacture of parts and accessories for motor vehicles	152,731,089	12,844,711	139,886,379	167,828,005
C301	Building of ships and boats	915,768	241,395	674,374	822,312
C303	Manufacture of air and spacecraft and related machinery	113,323,412	8,239,143	105,084,270	100,001,130
C309	Manufacture of transport equipment, n.e.c.				
C310	Manufacture of furniture	7,406,657	1,566,756	5,839,901	7,620,540
C321	Manufacture of jewelry, bijouterie and related articles	299,815	49,407	250,409	307,616
C323	Manufacture of sports goods	2,303,905	627,441	1,676,464	2,444,149
C324	Manufacture of games and toys	510,858	145,293	365,565	461,286
C325	Manufacture of medical and dental instruments and supplies	39,004,966	3,587,882	35,417,084	41,858,193
C329	Other manufacturing, n.e.c.	1,544,059	498,746	1,045,313	1,701,671
C331	Repair of fabricated metal products, machinery and equipment	4,114,769	1,327,517	2,787,252	5,612,956
	<b>MIMAROPA</b>	<b>35,102,992</b>	<b>979,703</b>	<b>34,123,289</b>	<b>37,955,412</b>
C101	Processing and preserving of meat	s	s	s	s
C103	Processing and preserving of fruits and vegetables	s	s	s	s
C104	Manufacture of vegetable and animal oils and fats	212,804	11,863	200,940	265,394
C105	Manufacture of dairy products	s	s	s	s
C106	Manufacture of grain mill products, starches and starch products	1,939,907	90,839	1,849,068	2,587,534
C107	Manufacture of other food products	3,960,575	513,405	3,447,171	5,080,539
C110	Manufacture of beverages	100,505	37,770	62,736	173,614
C131	Spinning, weaving and finishing of textiles	s	s	s	s
C142	Custom tailoring and dressmaking	2,231	1,558	673	3,182
C151	Tanning and dressing of leather; manufacture of luggage and handbags	s	s	s	s
C162	Manufacture of products of wood, cork, straw and plaiting materials	s	s	s	s
C181	Printing and service activities related to printing	39,975	32,125	7,849	79,755
C192	Manufacture of refined petroleum products	s	s	s	s
C201	Manufacture of basic chemicals	9,227	3,063	6,164	24,958
C202	Manufacture of other chemical products, n.e.c.				
C210	Manufacture of pharmaceuticals, medicinal chemical and botanical products	s	s	s	s

*Continued*

TABLE 1 - *Continued*

2009 PSIC Code	Region/ Industry Description	Expense			Value of Output
		Total	Compensation	Other Expense	
		(6)	(7)	(8)	(9)
C222	Manufacture of plastic products	s	s	s	s
C239	Manufacture of non-metallic mineral products, n.e.c.	50,364	26,076	24,288	66,071
C242	Manufacture of basic precious and other non-ferrous metals	s	s	s	s
C259	Manufacture of other fabricated metal products; metal working service activities	13,350	3,945	9,405	21,451
C282	Manufacture of special purpose machinery	s	s	s	s
C310	Manufacture of furniture	3,091	943	2,148	3,936
C331	Repair of fabricated metal products, machinery and equipment	5,004	1,497	3,508	4,942
	<b>V - Bicol Region</b>	<b>42,140,905</b>	<b>2,575,334</b>	<b>39,565,571</b>	<b>47,458,854</b>
C101	Processing and preserving of meat	136,908	27,779	109,129	151,471
C102	Processing and preserving of fish, crustaceans and mollusks	346,652	58,753	287,899	364,918
C103	Processing and preserving of fruits and vegetables	92,874	8,014	84,860	104,545
C104	Manufacture of vegetable and animal oils and fats	3,755,066	278,088	3,476,978	4,937,907
C105	Manufacture of dairy products	278,662	6,702	271,960	461,728
C106	Manufacture of grain mill products, starches and starch products	3,430,406	263,259	3,167,147	3,282,677
C107	Manufacture of other food products	1,532,010	323,575	1,208,435	1,696,741
C108	Manufacture of prepared animal feeds	3,472,603	165,340	3,307,263	3,469,480
C110	Manufacture of beverages	9,364,592	715,834	8,648,758	8,957,625
C120	Manufacture of tobacco products	s	s	s	s
C131	Spinning, weaving and finishing of textiles	1,068	483	585	2,012
C139	Manufacture of other textiles	833,424	7,688	825,737	481,647
C141	Manufacture of wearing apparel, except fur apparel	85,159	13,897	71,263	40,680
C142	Custom tailoring and dressmaking				
C152	Manufacture of footwear	s	s	s	s
C162	Manufacture of products of wood, cork, straw and plaiting materials	408,115	40,004	368,111	435,048
C170	Manufacture of paper and paper products	s	s	s	s
C181	Printing and service activities related to printing	484,177	60,792	423,385	570,219
C192	Manufacture of refined petroleum products	s	s	s	s
C201	Manufacture of basic chemicals	6,795	856	5,940	5,321
C210	Manufacture of pharmaceuticals, medicinal chemical and botanical products	s	s	s	s
C231	Manufacture of glass and glass products	3,982,777	243,100	3,739,677	4,596,074
C239	Manufacture of non-metallic mineral products, n.e.c.				
C241	Manufacture of basic iron and steel	11,615,423	170,158	11,445,265	15,583,468
C242	Manufacture of basic precious and other non-ferrous metals				

*Continued*



TABLE 1 - *Continued*

2009 PSIC Code	Region/ Industry Description	Expense			Value of Output
		Total	Compensation	Other Expense	
		(6)	(7)	(8)	(9)
C251	Manufacture of structural metal products, tanks, reservoirs and steam generators	94,395	4,998	89,397	101,175
C259	Manufacture of other fabricated metal products; metal working service activities	46,871	24,273	22,599	58,800
C282	Manufacture of special purpose machinery	23,991	3,495	20,496	34,254
C293	Manufacture of parts and accessories for motor vehicles	s	s	s	s
C310	Manufacture of furniture	124,079	20,389	103,690	158,356
C329	Other manufacturing, n.e.c.	13,821	2,793	11,029	20,953
C331	Repair of fabricated metal products, machinery and equipment	15,501	7,057	8,444	24,907
	<b>VI - Western Visayas</b>	<b>73,481,364</b>	<b>5,732,601</b>	<b>67,748,762</b>	<b>83,502,303</b>
C101	Processing and preserving of meat	130,429	35,634	94,795	121,471
C102	Processing and preserving of fish, crustaceans and mollusks	348,564	43,197	305,368	330,233
C103	Processing and preserving of fruits and vegetables	21,472	6,090	15,382	14,141
C104	Manufacture of vegetable and animal oils and fats	203,872	8,037	195,835	204,536
C105	Manufacture of dairy products	6,005	1,073	4,932	6,833
C106	Manufacture of grain mill products, starches and starch products	4,133,490	133,898	3,999,592	4,855,261
C107	Manufacture of other food products	35,747,000	3,445,121	32,301,879	38,128,372
C108	Manufacture of prepared animal feeds	4,491,766	129,475	4,362,292	3,773,116
C110	Manufacture of beverages	14,354,959	848,162	13,506,798	19,991,150
C131	Spinning, weaving and finishing of textiles	103,906	14,560	89,346	106,999
C139	Manufacture of other textiles	4,722	683	4,040	4,792
C141	Manufacture of wearing apparel, except fur apparel	69,730	14,166	55,564	99,383
C142	Custom tailoring and dressmaking	249,991	18,838	231,153	273,502
C161	Sawmilling and planing of wood	94,234	16,716	77,517	128,067
C162	Manufacture of products of wood, cork, straw and plaiting materials				
C170	Manufacture of paper and paper products	s	s	s	s
C181	Printing and service activities related to printing	457,964	201,174	256,789	443,350
C199	Manufacture of other fuel products	s	s	s	s
C201	Manufacture of basic chemicals	8,582,246	305,414	8,276,832	9,469,020
C202	Manufacture of other chemical products, n.e.c.	5,723	947	4,776	7,412
C210	Manufacture of pharmaceuticals, medicinal chemical and botanical products	85,307	6,749	78,558	86,227
C222	Manufacture of plastic products	872,617	101,171	771,446	1,005,100
C231	Manufacture of glass and glass products	1,315,787	37,391	1,278,397	1,962,418
C239	Manufacture of non-metallic mineral products, n.e.c.				
C241	Manufacture of basic iron and steel				
C243	Casting of metals	303,739	17,686	286,053	309,109

*Continued*

TABLE 1 - *Continued*

2009 PSIC Code	Region/ Industry Description	Expense			Value of Output
		Total	Compensation	Other Expense	
		(6)	(7)	(8)	(9)
C251	Manufacture of structural metal products, tanks, reservoirs and steam generators	121,469	12,119	109,350	127,420
C259	Manufacture of other fabricated metal products; metal working service activities	193,270	43,787	149,482	233,017
C273	Manufacture of wiring and wiring devices	s	s	s	s
C275	Manufacture of domestic appliances	s	s	s	s
C282	Manufacture of special purpose machinery	389,415	91,325	298,090	532,609
C310	Manufacture of furniture	945,871	128,117	817,754	1,020,555
C329	Other manufacturing, n.e.c.	89,031	29,687	59,345	91,427
C331	Repair of fabricated metal products, machinery and equipment	145,224	39,394	105,831	162,481
	<b>VII - Central Visayas</b>	<b>348,607,775</b>	<b>37,909,739</b>	<b>310,698,035</b>	<b>389,730,024</b>
C101	Processing and preserving of meat	17,033,554	733,167	16,300,387	17,573,902
C102	Processing and preserving of fish, crustaceans and mollusks	6,911,086	442,965	6,468,121	7,174,383
C103	Processing and preserving of fruits and vegetables	4,628,519	199,253	4,429,266	4,941,566
C104	Manufacture of vegetable and animal oils and fats	5,985,809	154,486	5,831,323	5,393,874
C105	Manufacture of dairy products	1,021,145	62,700	958,445	1,033,150
C106	Manufacture of grain mill products, starches and starch products	2,761,045	75,984	2,685,062	5,186,317
C107	Manufacture of other food products	12,993,994	2,116,482	10,877,512	14,653,102
C108	Manufacture of prepared animal feeds	33,720,479	816,857	32,903,622	33,406,906
C110	Manufacture of beverages	48,951,869	1,275,012	47,676,857	75,959,042
C131	Spinning, weaving and finishing of textiles	12,101	7,418	4,682	15,862
C139	Manufacture of other textiles	287,839	123,969	163,870	348,060
C141	Manufacture of wearing apparel, except fur apparel	9,854,159	5,687,764	4,166,395	9,701,917
C142	Custom tailoring and dressmaking	33,775	16,800	16,975	57,600
C151	Tanning and dressing of leather; manufacture of luggage and handbags	s	s	s	s
C152	Manufacture of footwear	841,360	243,559	597,801	803,812
C161	Sawmilling and planing of wood	1,807,031	183,572	1,623,460	1,746,116
C162	Manufacture of products of wood, cork, straw and plaiting materials				
C170	Manufacture of paper and paper products	4,151,358	286,595	3,864,763	4,373,924
C181	Printing and service activities related to printing	7,020,960	1,134,858	5,886,103	8,532,741
C199	Manufacture of other fuel products	s	s	s	s
C201	Manufacture of basic chemicals	7,810,847	192,004	7,618,842	10,524,402
C202	Manufacture of other chemical products, n.e.c.	4,957,538	615,125	4,342,413	5,626,990
C203	Manufacture of man-made fibers				
C210	Manufacture of pharmaceuticals, medicinal chemical and botanical products	1,195,284	150,291	1,044,993	1,269,817

*Continued*

TABLE 1 - *Continued*

2009 PSIC Code	Region/ Industry Description	Expense			Value of Output
		Total	Compensation	Other Expense	
		(6)	(7)	(8)	(9)
C221	Manufacture of rubber products	3,666,687	414,999	3,251,688	2,587,698
C222	Manufacture of plastic products	12,941,161	601,483	12,339,678	11,339,827
C231	Manufacture of glass and glass products	1,009,281	214,646	794,635	1,296,455
C239	Manufacture of non-metallic mineral products, n.e.c.	24,586,198	1,207,105	23,379,093	25,491,031
C241	Manufacture of basic iron and steel	22,430,224	626,893	21,803,331	22,970,027
C242	Manufacture of basic precious and other non-ferrous metals				
C243	Casting of metals				
C251	Manufacture of structural metal products, tanks, reservoirs and steam generators	1,425,133	221,127	1,204,006	1,508,478
C252	Manufacture of weapons and ammunition	s	s	s	s
C259	Manufacture of other fabricated metal products; metal working service activities	3,153,912	750,728	2,403,185	4,309,787
C261	Manufacture of electronic components	24,751,650	8,162,578	16,589,073	25,202,479
C262	Manufacture of computers and peripheral equipment and accessories	5,507,001	1,107,336	4,399,665	6,338,140
C263	Manufacture of communication equipment				
C265	Manufacture of measuring, testing, navigating and control equipment; watches and clocks				
C267	Manufacture of optical instruments and photographic equipment	2,479,237	865,019	1,614,218	2,271,168
C271	Manufacture of electric motors, generators, transformers and electricity distribution and control apparatus	5,266,121	879,074	4,387,047	5,647,417
C273	Manufacture of wiring and wiring devices	961,946	131,654	830,292	1,786,576
C274	Manufacture of electric lighting equipment	s	s	s	s
C275	Manufacture of domestic appliances	778,600	55,809	722,791	777,841
C281	Manufacture of general purpose machinery	1,456,694	75,707	1,380,987	1,783,266
C282	Manufacture of special purpose machinery	2,728,869	299,569	2,429,300	2,838,808
C291	Manufacture of motor vehicles	403,516	92,226	311,290	414,473
C292	Manufacture of bodies (coachwork) for motor vehicles; manufacture of trailers and semi-trailers	3,150,211	85,906	3,064,305	3,275,466
C293	Manufacture of parts and accessories for motor vehicles	10,049,904	879,877	9,170,027	11,339,890
C301	Building of ships and boats				
C309	Manufacture of transport equipment, n.e.c.				
C310	Manufacture of furniture	4,527,645	178,139	4,349,506	5,151,297
C321	Manufacture of jewelry, bijouterie and related articles	s	s	s	s
C322	Manufacture of musical instruments	9,092,206	1,844,291	7,247,915	9,239,152
C323	Manufacture of sports goods	1,323,613	655,774	667,840	1,319,132
C324	Manufacture of games and toys	s	s	s	s
C325	Manufacture of medical and dental instruments and supplies	s	s	s	s
C329	Other manufacturing, n.e.c.	1,098,617	231,472	867,145	1,111,367
		2,148,305	553,202	1,595,103	3,051,947
		332,912	78,774	254,138	397,689

*Continued*

TABLE 1 - *Continued*

2009 PSIC Code	Region/ Industry Description	Expense			Value of Output
		Total	Compensation	Other Expense	
		(6)	(7)	(8)	(9)
C331	Repair of fabricated metal products, machinery and equipment	26,524,845	2,288,809	24,236,036	25,546,120
	<b>VIII - Eastern Visayas</b>	<b>45,330,326</b>	<b>1,765,734</b>	<b>43,564,592</b>	<b>50,291,886</b>
C101	Processing and preserving of meat	s	s	s	s
C102	Processing and preserving of fish, crustaceans and mollusks	316,092	19,964	296,128	310,644
C103	Processing and preserving of fruits and vegetables	s	s	s	s
C104	Manufacture of vegetable and animal oils and fats	3,568,369	78,517	3,489,852	3,711,061
C106	Manufacture of grain mill products, starches and starch products	8,023,783	113,059	7,910,724	1,980,267
C107	Manufacture of other food products	5,159,534	462,111	4,697,423	5,439,855
C110	Manufacture of beverages	2,590,525	187,746	2,402,779	1,180,725
C139	Manufacture of other textiles	s	s	s	s
C142	Custom tailoring and dressmaking	3,781	2,369	1,412	3,926
C162	Manufacture of products of wood, cork, straw and plaiting materials	s	s	s	s
C170	Manufacture of paper and paper products	553,143	41,230	511,913	606,652
C181	Printing and service activities related to printing	133,843	23,671	110,172	104,220
C192	Manufacture of refined petroleum products	s	s	s	s
C201	Manufacture of basic chemicals	3,776,234	411,623	3,364,611	4,731,133
C202	Manufacture of other chemical products, n.e.c.				
C210	Manufacture of pharmaceuticals, medicinal chemical and botanical products				
C221	Manufacture of rubber products	s	s	s	s
C222	Manufacture of plastic products	s	s	s	s
C231	Manufacture of glass and glass products	43,989	2,732	41,257	24,309
C239	Manufacture of non-metallic mineral products, n.e.c.	629,979	60,219	569,760	528,204
C242	Manufacture of basic precious and other non-ferrous metals	s	s	s	s
C243	Casting of metals	s	s	s	s
C251	Manufacture of structural metal products, tanks, reservoirs and steam generators	s	s	s	s
C259	Manufacture of other fabricated metal products; metal working service activities	150,463	5,964	144,499	296,394
C273	Manufacture of wiring and wiring devices	s	s	s	s
C282	Manufacture of special purpose machinery	s	s	s	s
C310	Manufacture of furniture	5,491	2,153	3,338	5,212
C329	Other manufacturing, n.e.c.	64,530	9,204	55,325	66,346
C331	Repair of fabricated metal products, machinery and equipment	7,110	869	6,240	13,793

*Continued*

TABLE 1 - *Continued*

2009 PSIC Code	Region/ Industry Description	Expense			Value of Output
		Total	Compensation	Other Expense	
		(6)	(7)	(8)	(9)
	<b>IX - Zamboanga Peninsula</b>	<b>29,467,839</b>	<b>1,635,689</b>	<b>27,832,150</b>	<b>35,873,099</b>
C101	Processing and preserving of meat	276,463	14,391	262,072	446,141
C102	Processing and preserving of fish, crustaceans and mollusks	7,430,263	409,822	7,020,440	7,179,874
C103	Processing and preserving of fruits and vegetables	s	s	s	s
C104	Manufacture of vegetable and animal oils and fats	6,160,752	62,192	6,098,560	10,373,596
C105	Manufacture of dairy products	s	s	s	s
C106	Manufacture of grain mill products, starches and starch products	1,725,628	81,239	1,644,389	336,475
C107	Manufacture of other food products	2,355,575	262,114	2,093,461	3,101,098
C108	Manufacture of prepared animal feeds	s	s	s	s
C110	Manufacture of beverages	8,547,955	529,613	8,018,341	11,021,007
C142	Custom tailoring and dressmaking	11,600	6,084	5,516	14,896
C161	Sawmilling and planing of wood				
C162	Manufacture of products of wood, cork, straw and plaiting materials	560,985	20,560	540,425	411,555
C181	Printing and service activities related to printing	119,462	30,841	88,621	149,406
C202	Manufacture of other chemical products, n.e.c.	s	s	s	s
C221	Manufacture of rubber products	119,519	48,458	71,061	155,495
C222	Manufacture of plastic products	55,795	2,374	53,421	57,855
C231	Manufacture of glass and glass products				
C239	Manufacture of non-metallic mineral products, n.e.c.	92,235	10,436	81,799	97,455
C241	Manufacture of basic iron and steel	s	s	s	s
C251	Manufacture of structural metal products, tanks, reservoirs and steam generators	s	s	s	s
C259	Manufacture of other fabricated metal products; metal working service activities	1,730,048	81,441	1,648,608	2,149,750
C301	Building of ships and boats	s	s	s	s
C310	Manufacture of furniture	145,655	34,318	111,336	190,370
C324	Manufacture of games and toys				
C329	Other manufacturing, n.e.c.	17,930	3,197	14,733	21,503
C331	Repair of fabricated metal products, machinery and equipment	45,213	12,997	32,216	68,184
	<b>X - Northern Mindanao</b>	<b>149,445,283</b>	<b>7,385,729</b>	<b>142,059,554</b>	<b>174,159,909</b>
C101	Processing and preserving of meat	487,801	132,936	354,865	598,144
C102	Processing and preserving of fish, crustaceans and mollusks	s	s	s	s
C103	Processing and preserving of fruits and vegetables	14,951,137	1,244,685	13,706,452	21,464,580
C104	Manufacture of vegetable and animal oils and fats	10,543,679	321,941	10,221,738	7,881,813
C105	Manufacture of dairy products	16,113,871	660,440	15,453,432	24,862,104

*Continued*

TABLE 1 - *Continued*

2009 PSIC Code	Region/ Industry Description	Expense			Value of Output
		Total	Compensation	Other Expense	
		(6)	(7)	(8)	(9)
C106	Manufacture of grain mill products, starches and starch products	22,864,187	782,413	22,081,774	25,231,963
C107	Manufacture of other food products	14,000,599	1,586,081	12,414,517	19,066,489
C108	Manufacture of prepared animal feeds	189,953	19,095	170,858	197,299
C110	Manufacture of beverages	34,369,650	1,016,006	33,353,643	36,036,090
C139	Manufacture of other textiles	s	s	s	s
C141	Manufacture of wearing apparel, except fur apparel	37,352	3,011	34,341	50,117
C142	Custom tailoring and dressmaking	51,079	18,832	32,247	62,907
C152	Manufacture of footwear	s	s	s	s
C161	Sawmilling and planing of wood	1,127,174	52,250	1,074,924	1,228,342
C162	Manufacture of products of wood, cork, straw and plaiting materials	195,195	72,658	122,537	211,288
C170	Manufacture of paper and paper products	4,753,006	143,842	4,609,164	5,252,945
C181	Printing and service activities related to printing	2,847,782	400,813	2,446,969	3,560,238
C192	Manufacture of refined petroleum products	s	s	s	s
C201	Manufacture of basic chemicals	19,641,422	298,268	19,343,154	20,718,390
C202	Manufacture of other chemical products, n.e.c.	1,554,126	74,640	1,479,486	1,793,569
C210	Manufacture of pharmaceuticals, medicinal chemical and botanical products	s	s	s	s
C221	Manufacture of rubber products	s	s	s	s
C222	Manufacture of plastic products	157,519	23,598	133,921	167,405
C231	Manufacture of glass and glass products	747,573	67,709	679,864	854,036
C239	Manufacture of non-metallic mineral products, n.e.c.				
C241	Manufacture of basic iron and steel	3,526,810	267,906	3,258,904	3,521,029
C243	Casting of metals	s	s	s	s
C251	Manufacture of structural metal products, tanks, reservoirs and steam generators	6,051	2,242	3,809	7,226
C252	Manufacture of weapons and ammunition	s	s	s	s
C259	Manufacture of other fabricated metal products; metal working service activities	124,497	10,406	114,091	203,266
C282	Manufacture of special purpose machinery	340,020	63,046	276,974	388,444
C291	Manufacture of motor vehicles	14,896	3,127	11,770	14,344
C292	Manufacture of bodies (coachwork) for motor vehicles; manufacture of trailers and semi-trailers	s	s	s	s
C310	Manufacture of furniture	250,383	34,197	216,186	201,621
C321	Manufacture of jewelry, bijouterie and related articles	43,452	3,582	39,870	44,975
C324	Manufacture of games and toys				
C325	Manufacture of medical and dental instruments and supplies				
C329	Other manufacturing, n.e.c.				
C331	Repair of fabricated metal products, machinery and equipment	152,371	36,244	116,127	151,770

*Continued*

TABLE 1 - *Continued*

2009 PSIC Code	Region/ Industry Description	Expense			Value of Output
		Total	Compensation	Other Expense	
		(6)	(7)	(8)	(9)
	<b>XI - Davao Region</b>	<b>111,799,668</b>	<b>9,248,922</b>	<b>102,550,746</b>	<b>143,211,050</b>
C101	Processing and preserving of meat	7,318,425	364,431	6,953,994	7,485,935
C102	Processing and preserving of fish, crustaceans and mollusks	46,039	4,191	41,848	49,609
C103	Processing and preserving of fruits and vegetables	1,111,885	144,019	967,866	1,442,777
C104	Manufacture of vegetable and animal oils and fats	22,206,411	972,082	21,234,329	26,783,262
C105	Manufacture of dairy products	6,496	1,128	5,368	6,610
C106	Manufacture of grain mill products, starches and starch products	4,990,898	400,603	4,590,295	5,614,176
C107	Manufacture of other food products	16,360,781	2,849,107	13,511,674	22,110,951
C108	Manufacture of prepared animal feeds	4,410,146	167,731	4,242,415	1,867,835
C110	Manufacture of beverages	9,835,980	819,363	9,016,617	29,356,581
C120	Manufacture of tobacco products	s	s	s	s
C131	Spinning, weaving and finishing of textiles	39,879	8,755	31,124	35,597
C139	Manufacture of other textiles	138,722	24,392	114,330	134,000
C141	Manufacture of wearing apparel, except fur apparel	8,591	1,270	7,320	9,516
C142	Custom tailoring and dressmaking	268,008	27,973	240,035	331,710
C152	Manufacture of footwear	15,911	2,143	13,769	12,066
C161	Sawmilling and planing of wood	869,096	109,798	759,299	1,024,075
C162	Manufacture of products of wood, cork, straw and plaiting materials				
C170	Manufacture of paper and paper products	8,183,405	273,701	7,909,705	8,954,125
C181	Printing and service activities related to printing	4,929,390	1,066,282	3,863,108	5,781,628
C192	Manufacture of refined petroleum products	s	s	s	s
C201	Manufacture of basic chemicals	1,000,432	115,647	884,785	1,060,558
C202	Manufacture of other chemical products, n.e.c.	5,476,646	298,314	5,178,332	5,905,334
C210	Manufacture of pharmaceuticals, medicinal chemical and botanical products	74,880	10,951	63,929	66,731
C221	Manufacture of rubber products	407,912	12,010	395,901	412,959
C222	Manufacture of plastic products	6,262,937	487,157	5,775,780	6,003,405
C231	Manufacture of glass and glass products	45,995	11,277	34,718	44,998
C239	Manufacture of non-metallic mineral products, n.e.c.	7,182,395	364,110	6,818,285	7,501,679
C241	Manufacture of basic iron and steel	520,183	68,353	451,831	552,695
C242	Manufacture of basic precious and other non-ferrous metals	378,098	53,886	324,212	395,399
C243	Casting of metals	s	s	s	s
C251	Manufacture of structural metal products, tanks, reservoirs and steam generators	5,028,131	295,876	4,732,255	5,140,129
C252	Manufacture of weapons and ammunition	s	s	s	s
C259	Manufacture of other fabricated metal products; metal working service activities	1,681,275	81,994	1,599,280	1,751,795

*Continued*

TABLE 1 - *Continued*

2009 PSIC Code	Region/ Industry Description	Expense			Value of Output
		Total	Compensation	Other Expense	
		(6)	(7)	(8)	(9)
C265	Manufacture of measuring, testing, navigating and control equipment; watches and clocks	s	s	s	s
C275	Manufacture of domestic appliances	s	s	s	s
C279	Manufacture of other electrical equipment	s	s	s	s
C281	Manufacture of general purpose machinery	30,659	4,573	26,086	32,868
C282	Manufacture of special purpose machinery	11,797	5,251	6,546	13,619
C291	Manufacture of motor vehicles	s	s	s	s
C293	Manufacture of parts and accessories for motor vehicles	s	s	s	s
C301	Building of ships and boats	817,709	30,218	787,492	889,506
C309	Manufacture of transport equipment, n.e.c.				
C310	Manufacture of furniture	1,235,101	43,674	1,191,427	1,451,962
C321	Manufacture of jewelry, bijouterie and related articles	s	s	s	s
C329	Other manufacturing, n.e.c.	99,521	26,894	72,626	111,647
C331	Repair of fabricated metal products, machinery and equipment	174,080	70,330	103,751	199,470
	<b>XII - SOCCSKSARGEN</b>	<b>67,183,161</b>	<b>4,285,949</b>	<b>62,897,212</b>	<b>60,786,037</b>
C101	Processing and preserving of meat	954,991	57,050	897,941	1,267,668
C102	Processing and preserving of fish, crustaceans and mollusks	23,299,763	1,210,203	22,089,559	24,639,610
C103	Processing and preserving of fruits and vegetables	6,758,348	1,392,773	5,365,575	7,671,732
C104	Manufacture of vegetable and animal oils and fats	14,522,949	299,816	14,223,134	5,029,305
C105	Manufacture of dairy products	s	s	s	s
C106	Manufacture of grain mill products, starches and starch products	8,180,682	269,003	7,911,679	7,723,413
C107	Manufacture of other food products	4,164,663	362,572	3,802,092	4,031,568
C108	Manufacture of prepared animal feeds	458,571	27,434	431,137	376,410
C110	Manufacture of beverages	54,135	17,474	36,662	62,456
C131	Spinning, weaving and finishing of textiles	47,116	5,281	41,835	48,624
C139	Manufacture of other textiles				
C141	Manufacture of wearing apparel, except fur apparel	12,450	6,683	5,767	15,185
C142	Custom tailoring and dressmaking	5,478	1,088	4,390	6,246
C152	Manufacture of footwear	s	s	s	s
C161	Sawmilling and planing of wood	50,998	2,460	48,538	53,678
C162	Manufacture of products of wood, cork, straw and plaiting materials	94,231	26,916	67,315	107,564
C170	Manufacture of paper and paper products	s	s	s	s
C181	Printing and service activities related to printing	1,699,668	233,265	1,466,403	2,141,080
C192	Manufacture of refined petroleum products	s	s	s	s
C201	Manufacture of basic chemicals	104,976	4,588	100,388	113,639
C202	Manufacture of other chemical products, n.e.c.	84,375	10,135	74,240	91,688

*Continued*



TABLE 1 - *Continued*

2009 PSIC Code	Region/ Industry Description	Expense			Value of Output
		Total	Compensation	Other Expense	
		(6)	(7)	(8)	(9)
C210	Manufacture of pharmaceuticals, medicinal chemical and botanical products	s	s	s	s
C221	Manufacture of rubber products	167,854	25,822	142,032	154,352
C222	Manufacture of plastic products	s	s	s	s
C231	Manufacture of glass and glass products	672,227	55,514	616,714	676,369
C239	Manufacture of non-metallic mineral products, n.e.c.				
C241	Manufacture of basic iron and steel	19,904	3,835	16,069	20,320
C243	Casting of metals	s	s	s	s
C251	Manufacture of structural metal products, tanks, reservoirs and steam generators	75,745	12,552	63,193	145,697
C259	Manufacture of other fabricated metal products; metal working service activities	3,586,791	52,012	3,534,779	3,950,661
C282	Manufacture of special purpose machinery	4,577	1,219	3,358	6,682
C301	Building of ships and boats	151,356	7,885	143,471	168,198
C309	Manufacture of transport equipment, n.e.c.				
C310	Manufacture of furniture	211,191	64,239	146,952	209,939
C323	Manufacture of sports goods	s	s	s	s
C331	Repair of fabricated metal products, machinery and equipment	966,696	60,926	905,770	1,151,046
	<b>XIII - Caraga</b>	<b>31,557,543</b>	<b>1,843,852</b>	<b>29,713,692</b>	<b>32,998,851</b>
C101	Processing and preserving of meat	70,137	19,491	50,645	66,380
C102	Processing and preserving of fish, crustaceans and mollusks	s	s	s	s
C103	Processing and preserving of fruits and vegetables	s	s	s	s
C104	Manufacture of vegetable and animal oils and fats	1,472,687	165,855	1,306,831	1,609,516
C106	Manufacture of grain mill products, starches and starch products	183,091	21,005	162,086	159,090
C107	Manufacture of other food products	1,077,586	329,281	748,305	1,259,426
C108	Manufacture of prepared animal feeds	s	s	s	s
C110	Manufacture of beverages	283,952	109,394	174,559	190,519
C139	Manufacture of other textiles	s	s	s	s
C142	Custom tailoring and dressmaking	2,725	1,515	1,211	2,807
C152	Manufacture of footwear	s	s	s	s
C161	Sawmilling and planing of wood	75,744	5,605	70,139	55,817
C162	Manufacture of products of wood, cork, straw and plaiting materials	1,717,651	123,533	1,594,117	1,606,535
C181	Printing and service activities related to printing	441,734	58,112	383,622	91,224
C199	Manufacture of other fuel products	s	s	s	s
C201	Manufacture of basic chemicals	575,420	82,024	493,396	647,116
C202	Manufacture of other chemical products, n.e.c.				
C221	Manufacture of rubber products	s	s	s	s

*Continued*

TABLE 1 - *Continued*

2009 PSIC Code	Region/ Industry Description	Expense			Value of Output
		Total	Compensation	Other Expense	
		(6)	(7)	(8)	(9)
C231	Manufacture of glass and glass products }				
C239	Manufacture of non-metallic mineral products, n.e.c. }	4,062,232	208,762	3,853,470	5,358,959
C241	Manufacture of basic iron and steel }				
C242	Manufacture of basic precious and other non-ferrous metals }	20,663,484	579,378	20,084,106	20,893,460
C251	Manufacture of structural metal products, tanks, reservoirs and steam generators }				
C259	Manufacture of other fabricated metal products; metal working service activities }	203,406	30,428	172,978	215,093
C282	Manufacture of special purpose machinery	s	s	s	s
C301	Building of ships and boats	s	s	s	s
C309	Manufacture of transport equipment, n.e.c.	s	s	s	s
C310	Manufacture of furniture	53,886	6,297	47,590	81,813
C321	Manufacture of jewelry, bijouterie and related articles	2,780	952	1,828	3,527
C324	Manufacture of games and toys }				
C329	Other manufacturing, n.e.c. }	23,166	4,841	18,325	22,610
C331	Repair of fabricated metal products, machinery and equipment	202,367	56,681	145,686	256,544
	<b>Autonomous Region in Muslim Mindanao</b>	<b>3,429,702</b>	<b>198,842</b>	<b>3,230,860</b>	<b>2,900,799</b>
C101	Processing and preserving of meat	s	s	s	s
C104	Manufacture of vegetable and animal oils and fats	s	s	s	s
C106	Manufacture of grain mill products, starches and starch products	2,780,345	123,765	2,656,580	2,316,941
C107	Manufacture of other food products	20,208	5,958	14,250	24,883
C108	Manufacture of prepared animal feeds	s	s	s	s
C110	Manufacture of beverages	4,736	1,305	3,431	5,925
C142	Custom tailoring and dressmaking	s	s	s	s
C221	Manufacture of rubber products	s	s	s	s
C239	Manufacture of non-metallic mineral products, n.e.c.	s	s	s	s
C301	Building of ships and boats	s	s	s	s
C310	Manufacture of furniture	s	s	s	s

*Continued*

TABLE 1 - *Continued*

2009 PSIC Code	Region/ Industry Description	Intermediate Expense	Value Added	Gross Addition to Tangible Fixed Assets	Change in Inventories	Subsidies	Sales from E-Commerce Transactions
		(10)	(11)	(12)	(13)	(14)	(15)
	<b>Philippines</b>	<b>3,864,441,018</b>	<b>1,615,473,948</b>	<b>203,796,829</b>	<b>(28,591,982)</b>	<b>37,002,368</b>	<b>22,258,555</b>
C101	Processing and preserving of meat	64,060,915	20,806,394	1,149,830	234,628	667	-
C102	Processing and preserving of fish, crustaceans and mollusks	39,230,714	10,044,359	1,139,328	430,721	427,292	12,530
C103	Processing and preserving of fruits and vegetables	36,375,431	20,140,396	317,382	429,414	13,247	6,068,712
C104	Manufacture of vegetable and animal oils and fats	88,686,589	27,632,280	1,859,429	(10,835,355)	23	-
C105	Manufacture of dairy products	125,750,142	76,700,114	1,540,739	2,458,454	500	740,766
C106	Manufacture of grain mill products, starches and starch products	122,300,103	43,177,666	1,991,845	4,877,996	212,567	3,238,543
C107	Manufacture of other food products	219,107,212	101,569,327	9,481,968	1,430,512	366,216	332,623
C108	Manufacture of prepared animal feeds	87,497,911	18,317,758	1,910,801	3,239,187	-	-
C110	Manufacture of beverages	225,164,092	216,324,250	6,363,708	3,850,831	-	-
C120	Manufacture of tobacco products	17,082,682	77,093,552	5,823	338,131	-	2,271
C131	Spinning, weaving and finishing of textiles	8,097,187	1,746,201	191,331	(203,769)	4,597	-
C139	Manufacture of other textiles	22,999,210	7,888,866	47,548,423	(513,074)	-	-
C141	Manufacture of wearing apparel, except fur apparel	30,341,302	26,298,442	1,638,635	(423,935)	2,365,095	-
C142	Custom tailoring and dressmaking	2,575,387	1,900,972	11,682	(18,703)	-	-
C143	Manufacture of knitted and crocheted apparel	1,488,914	465,618	8,393	(17,476)	-	-
C151	Tanning and dressing of leather; manufacture of luggage and handbags	1,650,720	3,551,737	64,063	228,741	-	36,191
C152	Manufacture of footwear	14,623,963	(3,595,515)	411,046	(633,794)	-	-
C161	Sawmilling and planing of wood	1,774,453	339,865	68,480	(81,410)	-	-
C162	Manufacture of products of wood, cork, straw and plaiting materials	39,515,718	11,112,864	919,336	(467,451)	176	-
C170	Manufacture of paper and paper products	108,340,962	23,585,769	7,687,058	1,719,179	10,152,978	-
C181	Printing and service activities related to printing	59,721,348	30,170,700	889,850	2,890,336	-	5,670
C182	Reproduction of recorded media	208,871	44,687	350	5,733	-	-
C192	Manufacture of refined petroleum products	379,345,098	137,707,328	3,014,334	13,632,892	50	-
C199	Manufacture of other fuel products	735,251	849,101	-	76,315	-	-
C201	Manufacture of basic chemicals	118,204,081	43,673,912	15,532,034	2,579,160	-	-
C202	Manufacture of other chemical products, n.e.c.	69,698,600	27,946,767	2,113,667	(2,646,542)	520	-
C203	Manufacture of man-made fibers	171,767	142,384	16,845	(33,518)	-	-
C210	Manufacture of pharmaceuticals, medicinal chemical and botanical products	20,312,362	11,772,859	444,879	(518,708)	-	1,011
C221	Manufacture of rubber products	23,612,634	9,195,035	4,390,755	(2,643,353)	1,700	-
C222	Manufacture of plastic products	117,466,937	43,989,186	6,462,055	(432,979)	13,026,330	-
C231	Manufacture of glass and glass products	13,586,873	18,526,280	170,708	623,797	-	550,040
C239	Manufacture of non-metallic mineral products, n.e.c.	133,407,494	64,000,485	16,872,192	2,565,444	1,130,721	-
C241	Manufacture of basic iron and steel	220,106,862	22,993,469	10,418,555	(30,830,953)	-	-
C242	Manufacture of basic precious and other non-ferrous metals	51,532,352	41,627,289	5,985,122	517,170	-	701,320

*Continued*

TABLE 1 - *Continued*

2009 PSIC Code	Region/ Industry Description	Intermediate Expense	Value Added	Gross Addition to Tangible Fixed Assets	Change in Inventories	Subsidies	Sales from E-Commerce Transactions
		(10)	(11)	(12)	(13)	(14)	(15)
C243	Casting of metals	8,546,939	3,397,292	1,421,869	124,200	5,289	-
C251	Manufacture of structural metal products, tanks, reservoirs and steam generators	123,326,770	52,101,544	10,044,462	(15,339,047)	187	-
C252	Manufacture of weapons and ammunition	2,042,752	640,199	3,926	21,409	-	-
C259	Manufacture of other fabricated metal products; metal working service activities	85,211,171	39,457,924	5,619,032	11,284,136	53,270	677,945
C261	Manufacture of electronic components	382,554,883	129,459,036	20,494,759	(7,412,376)	1,677,195	8,785,321
C262	Manufacture of computers and peripheral equipment and accessories	33,803,853	16,234,959	(1,766,001)	(821,470)	-	103,472
C263	Manufacture of communication equipment	5,148,165	2,645,634	446,140	370,773	-	-
C264	Manufacture of consumer electronics	11,636,256	2,616,954	439,316	286,218	6,438	-
C265	Manufacture of measuring, testing, navigating and control equipment; watches and clocks	4,066,666	1,350,725	182,541	(150,331)	476,525	-
C267	Manufacture of optical instruments and photographic equipment	14,343,534	6,421,841	1,254,304	27,474	-	-
C271	Manufacture of electric motors, generators, transformers and electricity distribution and control apparatus	14,139,889	5,690,074	1,931,675	(894,591)	420,483	-
C272	Manufacture of batteries and accumulators	16,478,642	8,775,906	2,026,683	26,079	-	-
C273	Manufacture of wiring and wiring devices	24,157,159	7,397,661	199,068	(3,048,572)	340,440	48,624
C274	Manufacture of electric lighting equipment	7,111,813	1,467,091	800,167	(234,814)	-	-
C275	Manufacture of domestic appliances	8,902,478	2,321,246	278,276	233,202	-	-
C279	Manufacture of other electrical equipment	4,159,336	3,185,557	393,591	(279,644)	27,786	-
C281	Manufacture of general purpose machinery	51,918,844	23,848,965	1,088,811	(430,394)	-	359,239
C282	Manufacture of special purpose machinery	21,074,073	11,580,796	690,007	627,134	-	6,200
C291	Manufacture of motor vehicles	180,970,293	20,668,939	2,560,253	(6,214,803)	60,248	-
C292	Manufacture of bodies (coachwork) for motor vehicles; manufacture of trailers and semi-trailers	3,323,455	2,280,529	1,079,621	190,899	150,001	-
C293	Manufacture of parts and accessories for motor vehicles	170,953,615	56,429,854	(9,699,042)	388,730	467,299	-
C301	Building of ships and boats	6,134,523	1,358,779	100,704	(150,675)	610,659	-
C303	Manufacture of air and spacecraft and related machinery	27,097,535	12,505,285	209,877	3,106,794	4,901,099	-
C309	Manufacture of transport equipment, n.e.c.	70,292,786	13,772,666	1,352,960	1,454,911	-	-
C310	Manufacture of furniture	38,179,754	15,742,401	4,923,357	(9,254,129)	-	588,077
C321	Manufacture of jewelry, bijouterie and related articles	893,999	1,003,588	26,671	18,606	-	-
C322	Manufacture of musical instruments	10,866	16,225	907	452	-	-
C323	Manufacture of sports goods	3,030,416	1,889,821	122,610	58,261	-	-
C324	Manufacture of games and toys	1,707,566	956,048	61,505	76,875	22,177	-
C325	Manufacture of medical and dental instruments and supplies	35,581,024	13,821,545	3,000,103	4,361,035	78,592	-
C329	Other manufacturing, n.e.c.	9,138,053	3,359,744	480,234	(119,006)	1,998	-
C331	Repair of fabricated metal products, machinery and equipment	33,494,302	15,193,098	3,400,760	1,274,457	-	-
C332	Installation of industrial machinery and equipment	235,471	141,624	7,037	(1,396)	-	-

*Continued*

TABLE 1 - *Continued*

2009 PSIC Code	Region/ Industry Description	Intermediate Expense	Value Added	Gross Addition to Tangible Fixed Assets	Change in Inventories	Subsidies	Sales from E-Commerce Transactions
		(10)	(11)	(12)	(13)	(14)	(15)
	<b>National Capital Region</b>	<b>809,923,679</b>	<b>361,009,459</b>	<b>80,443,887</b>	<b>(13,503,563)</b>	<b>27,715,611</b>	<b>3,507,589</b>
C101	Processing and preserving of meat	11,967,937	2,351,937	30,709	(688,367)	-	-
C102	Processing and preserving of fish, crustaceans and mollusks	4,547,461	1,234,119	153,986	627,995	396,398	-
C103	Processing and preserving of fruits and vegetables	3,163,089	617,151	7,422	(48,754)	-	88,886
C104	Manufacture of vegetable and animal oils and fats	32,443,994	5,021,496	2,796	1,055,881	-	-
C105	Manufacture of dairy products	45,310,634	31,187,332	911,956	456,845	-	-
C106	Manufacture of grain mill products, starches and starch products	42,797,270	8,294,886	453,780	677,557	-	2,712,569
C107	Manufacture of other food products	48,740,449	27,077,223	1,772,006	(656,684)	363,709	-
C108	Manufacture of prepared animal feeds	6,465,108	1,601,481	164,937	(100,008)	-	-
C110	Manufacture of beverages	27,817,539	21,345,593	4,138,231	(2,370,941)	-	-
C120	Manufacture of tobacco products	12,095,017	55,101,970	4,626	499,366	-	-
C131	Spinning, weaving and finishing of textiles	5,330,395	792,108	902	(93,812)	-	-
C139	Manufacture of other textiles	13,772,620	1,613,967	47,014,565	(393,299)	-	-
C141	Manufacture of wearing apparel, except fur apparel	9,546,876	8,014,513	310,029	(78,953)	2,131,356	-
C142	Custom tailoring and dressmaking	1,971,882	1,409,853	-	(30,936)	-	-
C143	Manufacture of knitted and crocheted apparel	1,039,809	260,766	1,188	(47,438)	-	-
C151	Tanning and dressing of leather; manufacture of luggage and handbags	1,025,040	378,129	15,785	33,538	-	-
C152	Manufacture of footwear	8,472,363	(6,645,967)	7,768	(473,899)	-	-
C161	Sawmilling and planing of wood	111,754	(51,094)	13,284	(89,819)	-	-
C162	Manufacture of products of wood, cork, straw and plaiting materials	1,248,285	834,122	2,402	(66,571)	-	-
C170	Manufacture of paper and paper products	63,152,419	10,575,036	4,998,339	3,128,959	10,101,696	-
C181	Printing and service activities related to printing	30,421,082	14,431,893	561,735	1,669,114	-	-
C182	Reproduction of recorded media	17,603	9,838	-	(76)	-	-
C192	Manufacture of refined petroleum products	1,632,909	575,003	21,080	426,455	-	-
C199	Manufacture of other fuel products						
C201	Manufacture of basic chemicals	29,337,732	15,827,523	-	2,496,956	-	-
C202	Manufacture of other chemical products, n.e.c.	28,419,309	13,809,321	939,344	(2,460,558)	-	-
C203	Manufacture of man-made fibers						
C210	Manufacture of pharmaceuticals, medicinal chemical and botanical products	5,277,800	5,285,645	3,472	(259,696)	-	-
C221	Manufacture of rubber products	7,730,498	3,000,181	48,791	(2,604,155)	-	-
C222	Manufacture of plastic products	58,230,095	20,617,634	3,680,665	2,365,989	12,962,561	-
C231	Manufacture of glass and glass products	1,186,931	12,223,526	5,807	(18,841)	-	-
C239	Manufacture of non-metallic mineral products, n.e.c.	19,352,734	12,058,736	1,855,036	367,910	-	-
C241	Manufacture of basic iron and steel	97,530,988	7,004,056	3,899,636	(13,702,950)	-	-
C242	Manufacture of basic precious and other non-ferrous metals	3,445,544	523,822	34,405	(188,730)	-	-
C243	Casting of metals	216,648	309,010	313	45,904	-	-

*Continued*

TABLE 1 - *Continued*

2009 PSIC Code	Region/ Industry Description	Intermediate Expense	Value Added	Gross Addition to Tangible Fixed Assets	Change in Inventories	Subsidies	Sales from E-Commerce Transactions
		(10)	(11)	(12)	(13)	(14)	(15)
C251	Manufacture of structural metal products, tanks, reservoirs and steam generators	40,435,272	33,040,344	1,581,748	(277,990)	-	-
C252	Manufacture of weapons and ammunition	1,982,395	506,219	-	30,488	-	-
C259	Manufacture of other fabricated metal products; metal working service activities	27,347,999	13,621,518	611,007	9,031,226	-	-
C261	Manufacture of electronic components	12,359,087	6,570,034	456,828	(296,689)	-	60,039
C262	Manufacture of computers and peripheral equipment and accessories	58,621	96,175	15,874	5,014	-	58,017
C263	Manufacture of communication equipment						
C264	Manufacture of consumer electronics	64,556	98,333	-	14,098	-	-
C265	Manufacture of measuring, testing, navigating and control equipment; watches and clocks						
C267	Manufacture of optical instruments and photographic equipment	1,655,435	819,159	24,240	11,695	467,947	-
C271	Manufacture of electric motors, generators, transformers and electricity distribution and control apparatus	1,298,730	283,327	2,763	(57,826)	140,467	-
C272	Manufacture of batteries and accumulators	7,694,617	3,764,049	740,970	32,001	-	-
C273	Manufacture of wiring and wiring devices	5,056,552	949,506	-	(3,686,916)	330,570	-
C274	Manufacture of electric lighting equipment	347,847	112,476	102,884	(21,592)	-	-
C275	Manufacture of domestic appliances	2,879,631	1,018,227	274,000	185,905	-	-
C279	Manufacture of other electrical equipment	s	s	s	s	s	s
C281	Manufacture of general purpose machinery	18,320,207	2,721,838	283,340	712,802	-	-
C282	Manufacture of special purpose machinery	3,580,631	1,974,979	25,784	198,133	-	-
C291	Manufacture of motor vehicles	364,021	154,342	-	(1,816)	60,248	-
C292	Manufacture of bodies (coachwork) for motor vehicles; manufacture of trailers and semi-trailers	269,414	155,791	1,957	61,346	150,001	-
C293	Manufacture of parts and accessories for motor vehicles	14,763,012	1,572,900	2,507	211,385	-	-
C301	Building of ships and boats	219,406	(21,772)	-	1,370	610,659	-
C303	Manufacture of air and spacecraft and related machinery						
C309	Manufacture of transport equipment, n.e.c.	13,921,248	2,238,485	81,393	609,278	-	-
C310	Manufacture of furniture	23,284,470	7,918,141	4,564,951	(9,638,921)	-	588,077
C321	Manufacture of jewelry, bijouterie and related articles	86,688	156,662	-	-	-	-
C322	Manufacture of musical instruments	s	s	s	s	s	s
C323	Manufacture of sports goods	182,698	411,109	-	(1,236)	-	-
C324	Manufacture of games and toys	248,299	112,966	57,098	12,497	-	-
C325	Manufacture of medical and dental instruments and supplies	422,162	561,066	-	(4,692)	-	-
C329	Other manufacturing, n.e.c.	6,463,090	1,455,363	188,699	26,271	-	-
C331	Repair of fabricated metal products, machinery and equipment	2,292,622	3,263,543	318,597	26,085	-	-
C332	Installation of industrial machinery and equipment	s	s	s	s	s	s

*Continued*

TABLE 1 - *Continued*

2009 PSIC Code	Region/ Industry Description	Intermediate Expense	Value Added	Gross Addition to Tangible Fixed Assets	Change in Inventories	Subsidies	Sales from E-Commerce Transactions
		(10)	(11)	(12)	(13)	(14)	(15)
	<b>Cordillera Administrative Region</b>	<b>89,203,722</b>	<b>9,981,925</b>	<b>(1,980,032)</b>	<b>(1,007,361)</b>	<b>4,901,099</b>	<b>106,274</b>
C101	Processing and preserving of meat	s	s	s	s	s	s
C103	Processing and preserving of fruits and vegetables	275,275	231,045	-	14,853	-	-
C105	Manufacture of dairy products	s	s	s	s	s	s
C106	Manufacture of grain mill products, starches and starch products	1,651	2,386	375	174	-	-
C107	Manufacture of other food products	1,298,444	465,665	85,200	586,601	-	106,274
C110	Manufacture of beverages	46,945	44,121	205	(1,870)	-	-
C131	Spinning, weaving and finishing of textiles	62,133	107,162	24,224	(3,113)	-	-
C139	Manufacture of other textiles						
C141	Manufacture of wearing apparel, except fur apparel	s	s	s	s	s	s
C142	Custom tailoring and dressmaking	3,816	16,705	-	2,373	-	-
C162	Manufacture of products of wood, cork, straw and plaiting materials	s	s	s	s	s	s
C170	Manufacture of paper and paper products	s	s	s	s	s	s
C181	Printing and service activities related to printing	146,523	240,145	41,655	(24,439)	-	-
C201	Manufacture of basic chemicals	s	s	s	s	s	s
C202	Manufacture of other chemical products, n.e.c.	s	s	s	s	s	s
C221	Manufacture of rubber products	166,139	87,813	19,734	31,311	-	-
C222	Manufacture of plastic products						
C231	Manufacture of glass and glass products	s	s	s	s	s	s
C239	Manufacture of non-metallic mineral products, n.e.c.	s	s	s	s	s	s
C241	Manufacture of basic iron and steel	s	s	s	s	s	s
C242	Manufacture of basic precious and other non-ferrous metals	s	s	s	s	s	s
C251	Manufacture of structural metal products, tanks, reservoirs and steam generators	2,716	5,738	-	144	-	-
C259	Manufacture of other fabricated metal products; metal working service activities	460	3,839	7,988	124	-	-
C261	Manufacture of electronic components	74,371,063	4,770,857	(2,368,310)	(3,975,487)	-	-
C281	Manufacture of general purpose machinery	9,629	16,137	-	(1,870)	-	-
C282	Manufacture of special purpose machinery						
C303	Manufacture of air and spacecraft and related machinery	s	s	s	s	s	s
C310	Manufacture of furniture	s	s	s	s	s	s
C321	Manufacture of jewelry, bijouterie and related articles	s	s	s	s	s	s
C331	Repair of fabricated metal products, machinery and equipment	2,305	4,015	-	899	-	-
	<b>I - Ilocos Region</b>	<b>30,184,667</b>	<b>22,711,138</b>	<b>249,652</b>	<b>4,901,399</b>	<b>-</b>	<b>-</b>
C101	Processing and preserving of meat	1,789,219	1,980,026	16,178	(56,272)	-	-
C102	Processing and preserving of fish, crustaceans and mollusks	4,920	10,704	-	-	-	-

*Continued*

TABLE 1 - *Continued*

2009 PSIC Code	Region/ Industry Description	Intermediate Expense	Value Added	Gross Addition to Tangible Fixed Assets	Change in Inventories	Subsidies	Sales from E-Commerce Transactions
		(10)	(11)	(12)	(13)	(14)	(15)
C103	Processing and preserving of fruits and vegetables	s	s	s	s	s	s
C105	Manufacture of dairy products	s	s	s	s	s	s
C106	Manufacture of grain mill products, starches and starch products	5,060,065	1,392,570	-	3,068,293	-	-
C107	Manufacture of other food products	2,259,271	824,634	-	(53,097)	-	-
C108	Manufacture of prepared animal feeds	68,530	83,049	12,467	(13,135)	-	-
C110	Manufacture of beverages	4,950,336	4,499,628	210,735	(89,946)	-	-
C120	Manufacture of tobacco products	415,053	230,251	47	9,936	-	-
C131	Spinning, weaving and finishing of textiles	5,650	1,207	-	(99)	-	-
C141	Manufacture of wearing apparel, except fur apparel	5,280	5,335	(133)	(509)	-	-
C142	Custom tailoring and dressmaking	13,617	9,854	-	18	-	-
C162	Manufacture of products of wood, cork, straw and plaiting materials	4,486	3,493	-	(1,582)	-	-
C170	Manufacture of paper and paper products	s	s	s	s	s	s
C181	Printing and service activities related to printing	353,159	105,252	-	4,186	-	-
C201	Manufacture of basic chemicals	6,932,167	8,960,627	-	1,667,599	-	-
C202	Manufacture of other chemical products, n.e.c.						
C210	Manufacture of pharmaceuticals, medicinal chemical and botanical products	s	s	s	s	s	s
C221	Manufacture of rubber products	s	s	s	s	s	s
C222	Manufacture of plastic products	s	s	s	s	s	s
C239	Manufacture of non-metallic mineral products, n.e.c.	6,157,075	4,029,392	-	436,048	-	-
C241	Manufacture of basic iron and steel	203,464	109,287	-	(95,423)	-	-
C251	Manufacture of structural metal products, tanks, reservoirs and steam generators	852,182	310,891	-	(20,195)	-	-
C259	Manufacture of other fabricated metal products; metal working service activities	13,490	4,213	-	(613)	-	-
C282	Manufacture of special purpose machinery	4,115	5,363	-	329	-	-
C292	Manufacture of bodies (coachwork) for motor vehicles; manufacture of trailers and semi-trailers	7,758	16,347	9,599	6,248	-	-
C293	Manufacture of parts and accessories for motor vehicles						
C309	Manufacture of transport equipment, n.e.c.	s	s	s	s	s	s
C310	Manufacture of furniture	68,884	78,207	-	(5,406)	-	-
C321	Manufacture of jewelry, bijouterie and related articles	272,578	9,614	7	(1,647)	-	-
C324	Manufacture of games and toys						
C329	Other manufacturing, n.e.c.						
C331	Repair of fabricated metal products, machinery and equipment	295,408	16,840	-	17,603	-	-
<b>II - Cagayan Valley</b>		<b>13,792,368</b>	<b>3,616,427</b>	<b>135,519</b>	<b>(497,078)</b>	<b>500</b>	<b>-</b>
C101	Processing and preserving of meat	114,823	64,362	803	(9,989)	-	-

*Continued*



TABLE 1 - *Continued*

2009 PSIC Code	Region/ Industry Description	Intermediate Expense	Value Added	Gross Addition to Tangible Fixed Assets	Change in Inventories	Subsidies	Sales from E-Commerce Transactions
		(10)	(11)	(12)	(13)	(14)	(15)
C102	Processing and preserving of fish, crustaceans and mollusks	s	s	s	s	s	s
C103	Processing and preserving of fruits and vegetables	3,311	3,000	-	184	-	-
C105	Manufacture of dairy products	s	s	s	s	s	s
C106	Manufacture of grain mill products, starches and starch products	1,819,025	(72,453)	81,916	(86,574)	-	-
C107	Manufacture of other food products	3,059,737	1,258,305	-	(398,624)	-	-
C108	Manufacture of prepared animal feeds	119,165	86,456	-	(44,106)	-	-
C110	Manufacture of beverages	6,531,910	1,362,455	-	(25,449)	-	-
C120	Manufacture of tobacco products	s	s	s	s	s	s
C131	Spinning, weaving and finishing of textiles	s	s	s	s	s	s
C139	Manufacture of other textiles	s	s	s	s	s	s
C142	Custom tailoring and dressmaking	5,437	7,693	-	(318)	-	-
C162	Manufacture of products of wood, cork, straw and plaiting materials	4,539	2,940	-	38	-	-
C181	Printing and service activities related to printing	126,947	98,402	32,400	(14,079)	-	-
C182	Reproduction of recorded media	s	s	s	s	s	s
C192	Manufacture of refined petroleum products	s	s	s	s	s	s
C199	Manufacture of other fuel products	s	s	s	s	s	s
C201	Manufacture of basic chemicals	s	s	s	s	s	s
C231	Manufacture of glass and glass products	102,552	44,959	2,742	(1,030)	-	-
C239	Manufacture of non-metallic mineral products, n.e.c.						
C251	Manufacture of structural metal products, tanks, reservoirs and steam generators	85,685	(42,680)	-	(8,702)	-	-
C259	Manufacture of other fabricated metal products; metal working service activities	24,562	10,528	150	(16,056)	-	-
C282	Manufacture of special purpose machinery	516,905	198,782	288	68,213	-	-
C310	Manufacture of furniture	39,547	23,831	14,550	3,075	-	-
C321	Manufacture of jewelry, bijouterie and related articles	s	s	s	s	s	s
C329	Other manufacturing, n.e.c.	s	s	s	s	s	s
C331	Repair of fabricated metal products, machinery and equipment	5,289	28,293	2,320	(85)	-	-
<b>III - Central Luzon</b>		<b>755,494,334</b>	<b>233,574,145</b>	<b>31,926,887</b>	<b>(16,652,320)</b>	<b>1,618,784</b>	<b>610,446</b>
C101	Processing and preserving of meat	10,634,761	3,341,547	349,636	237,480	-	-
C102	Processing and preserving of fish, crustaceans and mollusks	2,483,363	2,370,311	33,452	395,410	1,797	-
C103	Processing and preserving of fruits and vegetables	4,809,392	2,922,489	25,356	121,184	-	-
C104	Manufacture of vegetable and animal oils and fats	44,385	77,694	-	(167,736)	-	-
C105	Manufacture of dairy products	1,408,889	2,210,806	8,433	53,769	-	-
C106	Manufacture of grain mill products, starches and starch products	7,964,998	5,429,757	129,994	222,327	-	-

*Continued*

TABLE 1 - *Continued*

2009 PSIC Code	Region/ Industry Description	Intermediate Expense	Value Added	Gross Addition to Tangible Fixed Assets	Change in Inventories	Subsidies	Sales from E-Commerce Transactions
		(10)	(11)	(12)	(13)	(14)	(15)
C107	Manufacture of other food products	35,630,228	9,303,215	608,199	115,600	-	-
C108	Manufacture of prepared animal feeds	24,433,409	12,109,490	1,448,561	1,106,947	-	-
C110	Manufacture of beverages	19,572,770	6,492,733	136,894	21,748	-	-
C120	Manufacture of tobacco products	s	s	s	s	s	s
C131	Spinning, weaving and finishing of textiles	1,893,692	552,946	15,769	(112,893)	-	-
C139	Manufacture of other textiles	1,503,791	3,705,959	345,733	58,192	-	-
C141	Manufacture of wearing apparel, except fur apparel	5,651,640	5,262,204	849,325	(410,986)	-	-
C142	Custom tailoring and dressmaking	25,646	50,537	-	(2,641)	-	-
C143	Manufacture of knitted and crocheted apparel						
C151	Tanning and dressing of leather; manufacture of luggage and handbags	487,760	3,103,407	48,278	174,670	-	36,191
C152	Manufacture of footwear	1,942,081	797,083	301,573	116,151	-	-
C161	Sawmilling and planing of wood	518,238	963,626	30,144	2,618	176	-
C162	Manufacture of products of wood, cork, straw and plaiting materials						
C170	Manufacture of paper and paper products	11,920,623	4,661,496	2,231,415	219,521	51,282	-
C181	Printing and service activities related to printing	1,350,612	3,053,481	-	(10,786)	-	-
C192	Manufacture of refined petroleum products	259,526,371	43,591,092	37,888	4,563,932	-	-
C201	Manufacture of basic chemicals	7,575,720	7,232,186	410,439	511,538	-	-
C202	Manufacture of other chemical products, n.e.c.	1,790,319	2,467,976	27,199	134,996	-	-
C210	Manufacture of pharmaceuticals, medicinal chemical and botanical products	819,420	648,075	155,868	157,189	-	-
C221	Manufacture of rubber products	10,375,812	4,992,670	4,053,408	15,952	-	-
C222	Manufacture of plastic products	10,391,764	5,723,138	770,363	116,391	-	-
C231	Manufacture of glass and glass products	530,346	315,378	43,596	(16,072)	-	549,965
C239	Manufacture of non-metallic mineral products, n.e.c.	36,383,284	24,459,471	7,624,767	1,112,173	1,130,721	-
C241	Manufacture of basic iron and steel	55,616,394	6,555,547	2,445,125	(6,440,082)	-	-
C242	Manufacture of basic precious and other non-ferrous metals	129,808	135,116	28,024	(18,077)	-	-
C243	Casting of metals	853,305	484,561	34,581	195,835	-	-
C251	Manufacture of structural metal products, tanks, reservoirs and steam generators	65,818,356	13,558,039	8,142,383	(14,964,191)	-	-
C252	Manufacture of weapons and ammunition	10,648,335	5,430,308	512,042	692,280	-	-
C259	Manufacture of other fabricated metal products; metal working service activities						
C261	Manufacture of electronic components	75,563,143	9,445,294	(1,019,084)	(4,838,830)	280,324	-
C262	Manufacture of computers and peripheral equipment and accessories	12,945,294	8,642,642	(2,049,984)	(178,021)	-	24,291
C264	Manufacture of consumer electronics	212,367	156,361	58,981	(91,195)	-	-
C265	Manufacture of measuring, testing, navigating and control equipment; watches and clocks						
C271	Manufacture of electric motors, generators, transformers and electricity distribution and control apparatus	991,688	527,198	242,034	(26,077)	47,940	-

*Continued*

TABLE 1 - *Continued*

2009 PSIC Code	Region/ Industry Description	Intermediate Expense	Value Added	Gross Addition to Tangible Fixed Assets	Change in Inventories	Subsidies	Sales from E-Commerce Transactions
		(10)	(11)	(12)	(13)	(14)	(15)
C272	Manufacture of batteries and accumulators	7,857,005	5,020,902	1,285,713	120,121	-	-
C273	Manufacture of wiring and wiring devices	6,831,548	1,861,964	75,776	464,998	-	-
C274	Manufacture of electric lighting equipment	1,019,444	523,362	11,240	(33,518)	-	-
C275	Manufacture of domestic appliances	1,803,650	116,766	2,000	6,342	-	-
C279	Manufacture of other electrical equipment	821,417	268,960	37,641	46,303	27,786	-
C281	Manufacture of general purpose machinery	498,501	497,423	485,890	(36,086)	-	-
C282	Manufacture of special purpose machinery	1,171,642	527,275	47,435	(66,060)	-	-
C291	Manufacture of motor vehicles	589,860	843,555	-	(20,260)	-	-
C292	Manufacture of bodies (coachwork) for motor vehicles; manufacture of trailers and semi-trailers						
C293	Manufacture of parts and accessories for motor vehicles						
C301	Building of ships and boats	s	s	s	s	s	s
C303	Manufacture of air and spacecraft and related machinery	385,119	703,722	979	319,971	-	-
C309	Manufacture of transport equipment, n.e.c.	86,581	85,837	2,668	(2,063)	-	-
C310	Manufacture of furniture	2,248,335	1,908,004	99,282	(41,554)	-	-
C321	Manufacture of jewelry, bijouterie and related articles	145,376	60,501	12,961	43	-	-
C322	Manufacture of musical instruments	s	s	s	s	s	s
C323	Manufacture of sports goods	1,137,407	623,278	86,763	10,850	-	-
C324	Manufacture of games and toys	352,039	437,715	3,307	(1,619)	-	-
C325	Manufacture of medical and dental instruments and supplies	1,836,805	2,903,224	1,001,597	140,320	76,759	-
C329	Other manufacturing, n.e.c.	1,122,769	781,263	172,760	(128,649)	1,998	-
C331	Repair of fabricated metal products, machinery and equipment	8,192,040	4,233,205	2,762	(178,681)	-	-
C332	Installation of industrial machinery and equipment	s	s	s	s	s	s
<b>IVA - CALABARZON</b>		<b>1,512,285,627</b>	<b>652,030,609</b>	<b>54,581,991</b>	<b>2,277,973</b>	<b>2,524,690</b>	<b>11,215,800</b>
C101	Processing and preserving of meat	17,610,590	8,344,095	21,136	197,482	-	-
C102	Processing and preserving of fish, crustaceans and mollusks	395,360	63,759	-	(64,025)	-	-
C103	Processing and preserving of fruits and vegetables	6,241,068	3,067,695	246,235	(30,923)	13,247	70,738
C104	Manufacture of vegetable and animal oils and fats	12,615,376	1,973,954	165,187	(63,291)	-	-
C105	Manufacture of dairy products	63,013,536	33,059,788	600,696	1,299,444	-	740,766
C106	Manufacture of grain mill products, starches and starch products	22,407,070	13,241,830	176,070	17,359	91,260	-
C107	Manufacture of other food products	57,857,884	25,779,102	1,446,537	1,752,632	-	-
C108	Manufacture of prepared animal feeds	18,171,264	1,842,082	3,688	30,547	-	-
C110	Manufacture of beverages	86,894,861	93,627,812	619,963	(1,933,737)	-	-
C120	Manufacture of tobacco products	2,471,691	18,974,169	1,151	102,022	-	2,271
C131	Spinning, weaving and finishing of textiles	716,612	294,150	150,436	898	-	-
C139	Manufacture of other textiles	7,073,854	2,200,428	176,787	(127,201)	-	-
C141	Manufacture of wearing apparel, except fur apparel	11,483,118	7,039,609	260,436	(17,312)	188,275	-

*Continued*

TABLE 1 - *Continued*

2009 PSIC Code	Region/ Industry Description	Intermediate Expense	Value Added	Gross Addition to Tangible Fixed Assets	Change in Inventories	Subsidies	Sales from E-Commerce Transactions
		(10)	(11)	(12)	(13)	(14)	(15)
C142	Custom tailoring and dressmaking	95,356	169,021	-	11,306	-	-
C143	Manufacture of knitted and crocheted apparel	440,630	168,327	7,206	29,503	-	-
C151	Tanning and dressing of leather; manufacture of luggage and handbags	137,610	60,406	-	20,501	-	-
C152	Manufacture of footwear	3,529,492	1,967,035	99,500	(210,143)	-	-
C161	Sawmilling and planing of wood	34,825,166	7,808,428	755,269	(147,450)	-	-
C162	Manufacture of products of wood, cork, straw and plaiting materials						
C170	Manufacture of paper and paper products						
C181	Printing and service activities related to printing	16,142,906	5,192,189	340,331	(160,389)	-	-
C182	Reproduction of recorded media	16,930,597	3,447,572	57,987	(178,539)	-	-
C192	Manufacture of refined petroleum products	s	s	s	s	s	s
C199	Manufacture of other fuel products	116,983,927	93,776,380	2,932,467	8,672,059	-	-
C201	Manufacture of basic chemicals	41,174,269	790,191	11,072,097	(109,057)	-	-
C202	Manufacture of other chemical products, n.e.c.	29,422,154	8,626,938	1,012,596	(315,568)	-	-
C210	Manufacture of pharmaceuticals, medicinal chemical and botanical products	13,072,133	5,436,701	277,337	(466,947)	-	1,011
C221	Manufacture of rubber products	3,194,012	1,145,076	17,210	(59,646)	-	-
C222	Manufacture of plastic products	35,237,280	12,951,393	1,291,123	(434,097)	63,770	-
C231	Manufacture of glass and glass products	11,063,322	5,370,969	21,841	643,476	-	75
C239	Manufacture of non-metallic mineral products, n.e.c.	43,188,676	12,175,724	4,954,077	645,727	-	-
C241	Manufacture of basic iron and steel	43,498,574	6,589,463	835,484	(6,855,442)	-	-
C242	Manufacture of basic precious and other non-ferrous metals	3,592,725	950,367	6,689	(67,069)	-	701,320
C243	Casting of metals	6,338,038	2,043,490	1,078,828	33,968	5,289	-
C251	Manufacture of structural metal products, tanks, reservoirs and steam generators	10,293,190	4,560,007	171,184	(122,100)	-	-
C259	Manufacture of other fabricated metal products; metal working service activities	38,642,672	16,260,883	2,023,619	945,842	53,270	583,939
C261	Manufacture of electronic components	207,636,601	97,806,044	21,887,319	2,080,119	1,383,484	8,686,653
C262	Manufacture of computers and peripheral equipment and accessories	20,787,694	7,479,629	263,737	(649,050)	-	21,164
C263	Manufacture of communication equipment	1,344,138	408,634	68,007	318,098	-	-
C264	Manufacture of consumer electronics	11,363,846	2,397,828	391,160	361,250	6,438	-
C265	Manufacture of measuring, testing, navigating and control equipment; watches and clocks	2,661,829	298,139	59,132	(263,648)	8,579	-
C267	Manufacture of optical instruments and photographic equipment	9,041,859	4,231,728	1,127,158	(81,676)	-	-
C271	Manufacture of electric motors, generators, transformers and electricity distribution and control apparatus	11,206,455	3,834,659	1,651,529	(799,084)	232,077	-
C272	Manufacture of batteries and accumulators	927,020	(9,045)	-	(126,042)	-	-
C273	Manufacture of wiring and wiring devices	11,794,519	4,330,221	120,503	181,125	9,871	48,624
C274	Manufacture of electric lighting equipment	5,075,526	752,846	686,043	(145,951)	-	-

*Continued*

TABLE 1 - *Continued*

2009 PSIC Code	Region/ Industry Description	Intermediate Expense	Value Added	Gross Addition to Tangible Fixed Assets	Change in Inventories	Subsidies	Sales from E-Commerce Transactions
		(10)	(11)	(12)	(13)	(14)	(15)
C275	Manufacture of domestic appliances	2,926,657	760,690	2,276	10,847	-	-
C279	Manufacture of other electrical equipment	3,047,005	2,276,136	308,738	(166,699)	-	-
C281	Manufacture of general purpose machinery	30,908,750	20,059,405	212,289	(915,435)	-	359,239
C282	Manufacture of special purpose machinery	15,073,279	8,311,137	190,744	414,925	-	-
C291	Manufacture of motor vehicles	177,686,848	20,107,228	2,525,262	(5,894,663)	-	-
C292	Manufacture of bodies (coachwork) for motor vehicles; manufacture of trailers and semi-trailers	2,509,564	1,308,972	1,077,664	148,590	-	-
C293	Manufacture of parts and accessories for motor vehicles	113,533,400	43,522,828	(10,391,724)	(316,933)	467,299	-
C301	Building of ships and boats	347,292	379,935	-	(37,301)	-	-
C303	Manufacture of air and spacecraft and related machinery	68,434,433	18,648,075	1,246,522	1,256,141	-	-
C309	Manufacture of transport equipment, n.e.c.						
C310	Manufacture of furniture	4,636,591	2,187,613	51,398	(122,047)	-	-
C321	Manufacture of jewelry, bijouterie and related articles	188,383	80,492	2,647	4,562	-	-
C323	Manufacture of sports goods	1,481,443	802,333	35,373	28,826	-	-
C324	Manufacture of games and toys	283,998	129,006	-	5,900	-	-
C325	Manufacture of medical and dental instruments and supplies	32,239,023	8,538,521	1,599,752	2,990,482	1,834	-
C329	Other manufacturing, n.e.c.	801,905	814,674	115,110	(25,057)	-	-
C331	Repair of fabricated metal products, machinery and equipment	1,401,525	3,538,981	528,184	975,091	-	-
	<b>MIMAROPA</b>	<b>13,675,414</b>	<b>17,021,885</b>	<b>15,921</b>	<b>(76,095)</b>	<b>520</b>	<b>-</b>
C101	Processing and preserving of meat	s	s	s	s	s	s
C103	Processing and preserving of fruits and vegetables	s	s	s	s	s	s
C104	Manufacture of vegetable and animal oils and fats	119,604	121,034	3,172	(45,717)	-	-
C105	Manufacture of dairy products	s	s	s	s	s	s
C106	Manufacture of grain mill products, starches and starch products	1,736,118	853,474	-	(27,707)	-	-
C107	Manufacture of other food products	3,029,762	1,925,783	-	(49,367)	-	-
C110	Manufacture of beverages	53,269	117,490	11,845	(5,419)	-	-
C131	Spinning, weaving and finishing of textiles	s	s	s	s	s	s
C142	Custom tailoring and dressmaking	416	2,532	5	(30)	-	-
C151	Tanning and dressing of leather; manufacture of luggage and handbags	s	s	s	s	s	s
C162	Manufacture of products of wood, cork, straw and plaiting materials	s	s	s	s	s	s
C181	Printing and service activities related to printing	5,740	72,206	-	(29)	-	-
C192	Manufacture of refined petroleum products	s	s	s	s	s	s
C201	Manufacture of basic chemicals	4,282	20,124	-	620	520	-
C202	Manufacture of other chemical products, n.e.c.						
C210	Manufacture of pharmaceuticals, medicinal chemical and botanical products	s	s	s	s	s	s

*Continued*

TABLE 1 - *Continued*

2009 PSIC Code	Region/ Industry Description	Intermediate Expense	Value Added	Gross Addition to Tangible Fixed Assets	Change in Inventories	Subsidies	Sales from E-Commerce Transactions
		(10)	(11)	(12)	(13)	(14)	(15)
C222	Manufacture of plastic products	s	s	s	s	s	s
C239	Manufacture of non-metallic mineral products, n.e.c.	20,354	43,567	900	611	-	-
C242	Manufacture of basic precious and other non-ferrous metals	s	s	s	s	s	s
C259	Manufacture of other fabricated metal products; metal working service activities	3,508	14,124	-	1,952	-	-
C282	Manufacture of special purpose machinery	s	s	s	s	s	s
C310	Manufacture of furniture	1,489	1,937	-	41	-	-
C331	Repair of fabricated metal products, machinery and equipment	2,517	2,370	-	(623)	-	-
	<b>V - Bicol Region</b>	<b>28,243,757</b>	<b>12,757,566</b>	<b>4,507,393</b>	<b>(390,560)</b>	<b>119,060</b>	<b>-</b>
C101	Processing and preserving of meat	101,844	46,870	-	(3,723)	667	-
C102	Processing and preserving of fish, crustaceans and mollusks	256,547	87,556	-	538	-	-
C103	Processing and preserving of fruits and vegetables	50,709	48,667	(856)	5,217	-	-
C104	Manufacture of vegetable and animal oils and fats	3,183,991	1,785,767	60,766	(469,529)	-	-
C105	Manufacture of dairy products	230,049	230,039	-	-	-	-
C106	Manufacture of grain mill products, starches and starch products	2,601,302	578,796	102,533	(217,536)	118,394	-
C107	Manufacture of other food products	864,248	839,005	-	(51,824)	-	-
C108	Manufacture of prepared animal feeds	3,025,346	251,589	-	(69,454)	-	-
C110	Manufacture of beverages	3,932,534	756,222	695,926	53,014	-	-
C120	Manufacture of tobacco products	s	s	s	s	s	s
C131	Spinning, weaving and finishing of textiles	479	1,513	-	(13)	-	-
C139	Manufacture of other textiles	375,382	94,866	2,750	(6,666)	-	-
C141	Manufacture of wearing apparel, except fur apparel	17,996	17,642	-	(5,853)	-	-
C142	Custom tailoring and dressmaking						
C152	Manufacture of footwear	s	s	s	s	s	s
C162	Manufacture of products of wood, cork, straw and plaiting materials	197,145	212,980	300	(47,373)	-	-
C170	Manufacture of paper and paper products	s	s	s	s	s	s
C181	Printing and service activities related to printing	366,388	161,945	76,744	3,303	-	-
C192	Manufacture of refined petroleum products	s	s	s	s	s	s
C201	Manufacture of basic chemicals	5,569	(273)	-	(3,267)	-	-
C210	Manufacture of pharmaceuticals, medicinal chemical and botanical products	s	s	s	s	s	s
C231	Manufacture of glass and glass products	2,780,815	1,217,952	1,480,193	(40,392)	-	-
C239	Manufacture of non-metallic mineral products, n.e.c.						
C241	Manufacture of basic iron and steel						
C242	Manufacture of basic precious and other non-ferrous metals						

*Continued*

TABLE 1 - *Continued*

2009 PSIC Code	Region/ Industry Description	Intermediate Expense	Value Added	Gross Addition to Tangible Fixed Assets	Change in Inventories	Subsidies	Sales from E-Commerce Transactions
		(10)	(11)	(12)	(13)	(14)	(15)
C251	Manufacture of structural metal products, tanks, reservoirs and steam generators	78,510	19,421	52	7,285	-	-
C259	Manufacture of other fabricated metal products; metal working service activities	16,283	42,306	170	-	-	-
C282	Manufacture of special purpose machinery	18,738	14,058	-	775	-	-
C293	Manufacture of parts and accessories for motor vehicles	s	s	s	s	s	s
C310	Manufacture of furniture	100,367	56,763	3,625	1,682	-	-
C329	Other manufacturing, n.e.c.	9,037	10,761	-	166	-	-
C331	Repair of fabricated metal products, machinery and equipment	2,486	21,869	350	-	-	-
	<b>VI - Western Visayas</b>	<b>54,427,390</b>	<b>22,694,147</b>	<b>3,642,224</b>	<b>(1,297,782)</b>	<b>69</b>	<b>559,866</b>
C101	Processing and preserving of meat	84,203	35,485	2,306	673	-	-
C102	Processing and preserving of fish, crustaceans and mollusks	256,740	43,575	-	(30,317)	-	-
C103	Processing and preserving of fruits and vegetables	7,665	5,840	-	8	-	-
C104	Manufacture of vegetable and animal oils and fats	175,490	17,535	-	(6,310)	-	-
C105	Manufacture of dairy products	4,591	2,574	-	(130)	-	-
C106	Manufacture of grain mill products, starches and starch products	3,347,630	1,172,231	63,010	(193,854)	-	525,974
C107	Manufacture of other food products	24,982,362	9,139,918	3,148,784	279,510	69	27,692
C108	Manufacture of prepared animal feeds	3,109,479	426,477	92,109	(122,984)	-	-
C110	Manufacture of beverages	9,730,383	9,171,288	160,562	409,095	-	-
C131	Spinning, weaving and finishing of textiles	77,710	18,764	-	475	-	-
C139	Manufacture of other textiles	2,199	1,671	-	(517)	-	-
C141	Manufacture of wearing apparel, except fur apparel	41,995	48,894	-	6,233	-	-
C142	Custom tailoring and dressmaking	212,321	44,994	-	1,867	-	-
C161	Sawmilling and planing of wood	55,071	67,203	2,756	25,215	-	-
C162	Manufacture of products of wood, cork, straw and plaiting materials						
C170	Manufacture of paper and paper products	s	s	s	s	s	s
C181	Printing and service activities related to printing	211,927	201,980	-	(1,247)	-	-
C199	Manufacture of other fuel products	s	s	s	s	s	s
C201	Manufacture of basic chemicals	8,571,541	437,730	80,356	(1,800,403)	-	-
C202	Manufacture of other chemical products, n.e.c.	4,336	2,734	-	-	-	-
C210	Manufacture of pharmaceuticals, medicinal chemical and botanical products	68,953	11,535	-	1,192	-	-
C222	Manufacture of plastic products	714,083	266,827	3,610	75,107	-	-
C231	Manufacture of glass and glass products	1,196,841	756,199	-	3,962	-	-
C239	Manufacture of non-metallic mineral products, n.e.c.						
C241	Manufacture of basic iron and steel	249,196	39,012	27	(19,698)	-	-
C243	Casting of metals						

*Continued*

TABLE 1 - *Continued*

2009 PSIC Code	Region/ Industry Description	Intermediate Expense	Value Added	Gross Addition to Tangible Fixed Assets	Change in Inventories	Subsidies	Sales from E-Commerce Transactions
		(10)	(11)	(12)	(13)	(14)	(15)
C251	Manufacture of structural metal products, tanks, reservoirs and steam generators	97,990	26,161	-	(4,124)	-	-
C259	Manufacture of other fabricated metal products; metal working service activities	126,727	95,423	-	5,407	-	-
C273	Manufacture of wiring and wiring devices	s	s	s	s	s	s
C275	Manufacture of domestic appliances	s	s	s	s	s	s
C282	Manufacture of special purpose machinery	256,443	245,038	-	(12,321)	-	6,200
C310	Manufacture of furniture	687,006	317,454	88,705	84,477	-	-
C329	Other manufacturing, n.e.c.	49,876	34,430	-	(369)	-	-
C331	Repair of fabricated metal products, machinery and equipment	95,696	59,471	-	1,364	-	-
	<b>VII - Central Visayas</b>	<b>249,978,896</b>	<b>111,890,247</b>	<b>8,955,741</b>	<b>(1,469,754)</b>	<b>114,686</b>	<b>217,518</b>
C101	Processing and preserving of meat	14,013,530	2,457,197	137,164	511,200	-	-
C102	Processing and preserving of fish, crustaceans and mollusks	5,621,266	1,166,942	4,822	(164,512)	29,097	-
C103	Processing and preserving of fruits and vegetables	4,128,254	738,185	-	243,291	-	-
C104	Manufacture of vegetable and animal oils and fats	4,670,481	284,364	169,750	(317,113)	-	-
C105	Manufacture of dairy products	906,682	100,513	17,378	1,682	-	-
C106	Manufacture of grain mill products, starches and starch products	2,152,136	2,763,496	44,526	(3,780)	-	-
C107	Manufacture of other food products	8,131,042	4,790,456	151,789	131,508	-	84,883
C108	Manufacture of prepared animal feeds	30,234,070	1,462,184	133,111	2,373,831	-	-
C110	Manufacture of beverages	32,658,530	39,110,752	239,002	114,507	-	-
C131	Spinning, weaving and finishing of textiles	3,252	11,719	-	731	4,597	-
C139	Manufacture of other textiles	109,230	200,072	8,338	(840)	-	-
C141	Manufacture of wearing apparel, except fur apparel	3,504,199	5,827,681	205,636	78,740	45,241	-
C142	Custom tailoring and dressmaking	13,486	41,078	-	-	-	-
C151	Tanning and dressing of leather; manufacture of luggage and handbags	s	s	s	s	s	s
C152	Manufacture of footwear	541,376	229,428	2,205	(56,687)	-	-
C161	Sawmilling and planing of wood	825,385	768,223	20,562	30,207	-	-
C162	Manufacture of products of wood, cork, straw and plaiting materials						
C170	Manufacture of paper and paper products	3,518,775	627,054	-	(37,749)	-	-
C181	Printing and service activities related to printing	4,803,666	3,063,185	-	(448,009)	-	-
C199	Manufacture of other fuel products	s	s	s	s	s	s
C201	Manufacture of basic chemicals	6,361,932	3,110,788	9,121	19,380	-	-
C202	Manufacture of other chemical products, n.e.c.	3,839,287	1,544,438	67,033	(174,561)	-	-
C203	Manufacture of man-made fibers						
C210	Manufacture of pharmaceuticals, medicinal chemical and botanical products	961,805	253,297	6,513	50,436	-	-

*Continued*



TABLE 1 - *Continued*

2009 PSIC Code	Region/ Industry Description	Intermediate Expense	Value Added	Gross Addition to Tangible Fixed Assets	Change in Inventories	Subsidies	Sales from E-Commerce Transactions
		(10)	(11)	(12)	(13)	(14)	(15)
C221	Manufacture of rubber products	1,658,486	(121,717)	169,583	4,822	-	-
C222	Manufacture of plastic products	8,711,505	2,270,176	657,281	(2,291,020)	-	-
C231	Manufacture of glass and glass products	677,001	563,568	96,961	53,902	-	-
C239	Manufacture of non-metallic mineral products, n.e.c.	15,466,619	5,066,875	783,736	237,827	-	-
C241	Manufacture of basic iron and steel	20,338,317	1,801,182	2,969	(3,497,708)	-	-
C242	Manufacture of basic precious and other non-ferrous metals						
C243	Casting of metals						
C251	Manufacture of structural metal products, tanks, reservoirs and steam generators	1,119,869	(17,241)	1,864	(57,923)	187	-
C252	Manufacture of weapons and ammunition	s	s	s	s	s	s
C259	Manufacture of other fabricated metal products; metal working service activities	1,910,811	2,192,646	519,578	46,957	-	94,006
C261	Manufacture of electronic components	12,624,990	10,866,808	1,538,006	(381,489)	13,387	38,630
C262	Manufacture of computers and peripheral equipment and accessories	3,816,272	2,253,514	382,504	53,262	-	-
C263	Manufacture of communication equipment						
C265	Manufacture of measuring, testing, navigating and control equipment; watches and clocks						
C267	Manufacture of optical instruments and photographic equipment	1,152,152	959,735	88,258	87,680	-	-
C271	Manufacture of electric motors, generators, transformers and electricity distribution and control apparatus	3,884,305	1,424,181	127,146	122,217	-	-
C273	Manufacture of wiring and wiring devices	643,016	1,044,890	35,350	(11,604)	-	-
C274	Manufacture of electric lighting equipment	s	s	s	s	s	s
C275	Manufacture of domestic appliances	668,996	78,407	-	(33,753)	-	-
C281	Manufacture of general purpose machinery	1,290,138	422,725	-	30,109	-	-
C282	Manufacture of special purpose machinery	2,167,610	539,210	107,292	(186,333)	-	-
C291	Manufacture of motor vehicles	226,092	120,590	49,029	(3,577)	-	-
C292	Manufacture of motor vehicles	2,808,076	338,396	25,691	(328,715)	-	-
C292	Manufacture of bodies (coachwork) for motor vehicles; manufacture of trailers and semi-trailers	8,406,075	2,418,880	163,762	327,500	-	-
C293	Manufacture of parts and accessories for motor vehicles						
C301	Building of ships and boats						
C309	Manufacture of transport equipment, n.e.c.	4,141,005	897,243	96,806	105,410	-	-
C310	Manufacture of furniture	s	s	s	s	s	s
C321	Manufacture of jewelry, bijouterie and related articles	5,629,963	2,547,695	93,742	126,056	-	-
C322	Manufacture of musical instruments	470,330	698,677	11,063	13,745	-	-
C323	Manufacture of sports goods	s	s	s	s	s	s
C324	Manufacture of games and toys	s	s	s	s	s	s
C325	Manufacture of medical and dental instruments and supplies	820,485	272,552	1,100	60,221	22,177	-
C329	Other manufacturing, n.e.c.	1,050,787	1,817,258	398,754	1,234,626	-	-
		219,373	151,505	-	(698)	-	-

*Continued*

TABLE 1 - *Continued*

2009 PSIC Code	Region/ Industry Description	Intermediate Expense	Value Added	Gross Addition to Tangible Fixed Assets	Change in Inventories	Subsidies	Sales from E-Commerce Transactions
		(10)	(11)	(12)	(13)	(14)	(15)
C331	Repair of fabricated metal products, machinery and equipment	20,201,602	3,269,698	2,162,425	445,147	-	-
	<b>VIII - Eastern Visayas</b>	<b>26,747,443</b>	<b>20,570,582</b>	<b>(49,827)</b>	<b>1,152,762</b>	<b>2,438</b>	<b>5,670</b>
C101	Processing and preserving of meat	s	s	s	s	s	s
C102	Processing and preserving of fish, crustaceans and mollusks	257,108	19,631	97	9,705	-	-
C103	Processing and preserving of fruits and vegetables	s	s	s	s	s	s
C104	Manufacture of vegetable and animal oils and fats	3,197,065	348,923	12,051	(425,189)	-	-
C106	Manufacture of grain mill products, starches and starch products	808,957	1,081,178	-	734,284	-	-
C107	Manufacture of other food products	4,210,050	1,026,103	(220,274)	162,098	2,438	-
C110	Manufacture of beverages	677,249	396,221	41,658	38,137	-	-
C139	Manufacture of other textiles	s	s	s	s	s	s
C142	Custom tailoring and dressmaking	1,186	2,658	-	-	-	-
C162	Manufacture of products of wood, cork, straw and plaiting materials	s	s	s	s	s	s
C170	Manufacture of paper and paper products	472,774	105,176	-	17,121	-	-
C181	Printing and service activities related to printing	36,143	61,719	-	18,085	-	5,670
C192	Manufacture of refined petroleum products	s	s	s	s	s	s
C201	Manufacture of basic chemicals	1,041,570	3,088,264	1,936	(69,941)	-	-
C202	Manufacture of other chemical products, n.e.c.						
C210	Manufacture of pharmaceuticals, medicinal chemical and botanical products	s	s	s	s	s	s
C221	Manufacture of rubber products	s	s	s	s	s	s
C222	Manufacture of plastic products	s	s	s	s	s	s
C231	Manufacture of glass and glass products	22,825	491	-	(10,760)	-	-
C239	Manufacture of non-metallic mineral products, n.e.c.	345,682	199,324	-	12,437	-	-
C242	Manufacture of basic precious and other non-ferrous metals	s	s	s	s	s	s
C243	Casting of metals	s	s	s	s	s	s
C251	Manufacture of structural metal products, tanks, reservoirs and steam generators	s	s	s	s	s	s
C259	Manufacture of other fabricated metal products; metal working service activities	104,162	191,964	1,118	17,443	-	-
C273	Manufacture of wiring and wiring devices	s	s	s	s	s	s
C282	Manufacture of special purpose machinery	s	s	s	s	s	s
C310	Manufacture of furniture	3,206	1,942	-	(1,377)	-	-
C329	Other manufacturing, n.e.c.	51,569	19,625	3,478	1,790	-	-
C331	Repair of fabricated metal products, machinery and equipment	5,908	7,706	-	(427)	-	-

*Continued*

TABLE 1 - *Continued*

2009 PSIC Code	Region/ Industry Description	Intermediate Expense	Value Added	Gross Addition to Tangible Fixed Assets	Change in Inventories	Subsidies	Sales from E-Commerce Transactions
		(10)	(11)	(12)	(13)	(14)	(15)
	<b>IX - Zamboanga Peninsula</b>	<b>21,771,954</b>	<b>13,083,939</b>	<b>1,140,351</b>	<b>(167,986)</b>	<b>1,700</b>	<b>-</b>
C101	Processing and preserving of meat	255,202	187,529	-	541	-	-
C102	Processing and preserving of fish, crustaceans and mollusks	4,524,224	2,274,293	628,411	45,368	-	-
C103	Processing and preserving of fruits and vegetables	s	s	s	s	s	s
C104	Manufacture of vegetable and animal oils and fats	5,433,950	5,140,741	-	(245,271)	-	-
C105	Manufacture of dairy products	s	s	s	s	s	s
C106	Manufacture of grain mill products, starches and starch products	92,178	221,240	-	(2,686)	-	-
C107	Manufacture of other food products	1,929,110	1,033,004	-	94,982	-	-
C108	Manufacture of prepared animal feeds	s	s	s	s	s	s
C110	Manufacture of beverages	7,363,875	3,308,603	1,773	42,555	-	-
C142	Custom tailoring and dressmaking	4,664	10,136	-	(262)	-	-
C161	Sawmilling and planing of wood						
C162	Manufacture of products of wood, cork, straw and plaiting materials	311,572	(103,961)	-	(338,741)	-	-
C181	Printing and service activities related to printing	41,500	90,975	-	(32)	-	-
C202	Manufacture of other chemical products, n.e.c.	s	s	s	s	s	s
C221	Manufacture of rubber products	64,045	90,405	-	2,379	1,700	-
C222	Manufacture of plastic products	32,669	24,244	-	(5,001)	-	-
C231	Manufacture of glass and glass products						
C239	Manufacture of non-metallic mineral products, n.e.c.	50,717	45,071	-	(33,958)	-	-
C241	Manufacture of basic iron and steel	s	s	s	s	s	s
C251	Manufacture of structural metal products, tanks, reservoirs and steam generators	s	s	s	s	s	s
C259	Manufacture of other fabricated metal products; metal working service activities	1,526,800	540,405	509,253	226,780	-	-
C301	Building of ships and boats	s	s	s	s	s	s
C310	Manufacture of furniture	74,989	114,829	177	37,965	-	-
C324	Manufacture of games and toys						
C329	Other manufacturing, n.e.c.	13,820	7,191	-	(284)	-	-
C331	Repair of fabricated metal products, machinery and equipment	26,667	40,911	-	10,066	-	-
	<b>X - Northern Mindanao</b>	<b>113,472,108</b>	<b>54,345,608</b>	<b>11,851,824</b>	<b>(1,347,129)</b>	<b>50</b>	<b>3,723,313</b>
C101	Processing and preserving of meat	313,800	293,513	90,441	(27,201)	-	-
C102	Processing and preserving of fish, crustaceans and mollusks	s	s	s	s	s	s
C103	Processing and preserving of fruits and vegetables	12,792,046	8,577,701	22,640	(125,638)	-	3,609,539
C104	Manufacture of vegetable and animal oils and fats	4,400,437	3,258,222	514,435	(725,292)	-	-
C105	Manufacture of dairy products	14,854,658	9,893,943	1,384	646,173	-	-

*Continued*

TABLE 1 - *Continued*

2009 PSIC Code	Region/ Industry Description	Intermediate Expense	Value Added	Gross Addition to Tangible Fixed Assets	Change in Inventories	Subsidies	Sales from E-Commerce Transactions
		(10)	(11)	(12)	(13)	(14)	(15)
C106	Manufacture of grain mill products, starches and starch products	18,948,918	5,047,091	559,040	215,153	-	-
C107	Manufacture of other food products	11,132,614	7,151,565	2,345,434	(649,109)	-	113,774
C108	Manufacture of prepared animal feeds	158,178	38,983	8,880	(674)	-	-
C110	Manufacture of beverages	21,778,752	11,684,814	106,257	(57,633)	-	-
C139	Manufacture of other textiles	s	s	s	s	s	s
C141	Manufacture of wearing apparel, except fur apparel	31,073	17,028	13,540	1,910	-	-
C142	Custom tailoring and dressmaking	14,659	45,157	10,048	1,295	-	-
C152	Manufacture of footwear	s	s	s	s	s	s
C161	Sawmilling and planing of wood	1,018,879	198,733	30,616	(255)	-	-
C162	Manufacture of products of wood, cork, straw and plaiting materials	100,821	107,127	32,972	(5,088)	-	-
C170	Manufacture of paper and paper products	4,434,681	701,961	39,850	(1,964,717)	-	-
C181	Printing and service activities related to printing	2,117,853	1,324,924	102,339	2,061,499	-	-
C192	Manufacture of refined petroleum products	s	s	s	s	s	s
C201	Manufacture of basic chemicals	16,287,796	3,934,450	4,161,232	(137,161)	-	-
C202	Manufacture of other chemical products, n.e.c.	1,225,132	395,765	26,748	(49,531)	-	-
C210	Manufacture of pharmaceuticals, medicinal chemical and botanical products	s	s	s	s	s	s
C221	Manufacture of rubber products	s	s	s	s	s	s
C222	Manufacture of plastic products	91,104	44,937	17,889	136	-	-
C231	Manufacture of glass and glass products	561,634	235,279	40,033	(432,970)	-	-
C239	Manufacture of non-metallic mineral products, n.e.c.						
C241	Manufacture of basic iron and steel	2,378,451	872,255	3,199,666	(143,341)	-	-
C243	Casting of metals	s	s	s	s	s	s
C251	Manufacture of structural metal products, tanks, reservoirs and steam generators	3,026	3,651	3,426	-	-	-
C252	Manufacture of weapons and ammunition	s	s	s	s	s	s
C259	Manufacture of other fabricated metal products; metal working service activities	102,717	106,111	26,800	44,846	-	-
C282	Manufacture of special purpose machinery	208,467	162,681	376,662	27,926	-	-
C291	Manufacture of motor vehicles	11,125	3,081	9,300	1,515	-	-
C292	Manufacture of bodies (coachwork) for motor vehicles; manufacture of trailers and semi-trailers	s	s	s	s	s	s
C310	Manufacture of furniture	130,523	70,804	6,926	(6,790)	-	-
C321	Manufacture of jewelry, bijouterie and related articles	36,138	5,912	-	297	-	-
C324	Manufacture of games and toys						
C325	Manufacture of medical and dental instruments and supplies						
C329	Other manufacturing, n.e.c.						
C331	Repair of fabricated metal products, machinery and equipment	55,146	19,519	-	1,543	-	-
		66,744	80,651	1,667	(14,771)	-	-

*Continued*

TABLE 1 - *Continued*

2009 PSIC Code	Region/ Industry Description	Intermediate Expense	Value Added	Gross Addition to Tangible Fixed Assets	Change in Inventories	Subsidies	Sales from E-Commerce Transactions
		(10)	(11)	(12)	(13)	(14)	(15)
	<b>XI - Davao Region</b>	<b>78,718,380</b>	<b>55,833,510</b>	<b>1,304,527</b>	<b>9,257,416</b>	-	-
C101	Processing and preserving of meat	5,743,058	965,906	405,820	(7,854)	-	-
C102	Processing and preserving of fish, crustaceans and mollusks	20,662	23,715	-	(1,000)	-	-
C103	Processing and preserving of fruits and vegetables	661,366	697,611	15,833	210,558	-	-
C104	Manufacture of vegetable and animal oils and fats	18,205,798	7,376,007	537,198	1,406,788	-	-
C105	Manufacture of dairy products	3,831	2,326	892	551	-	-
C106	Manufacture of grain mill products, starches and starch products	4,255,682	1,484,426	-	424,949	-	-
C107	Manufacture of other food products	12,476,850	9,511,568	108,220	(1,087,499)	-	-
C108	Manufacture of prepared animal feeds	1,322,942	441,988	-	61,931	-	-
C110	Manufacture of beverages	3,064,582	24,315,819	-	7,656,639	-	-
C120	Manufacture of tobacco products	s	s	s	s	s	s
C131	Spinning, weaving and finishing of textiles	23,699	6,171	-	999	-	-
C139	Manufacture of other textiles	108,989	21,029	-	(29,852)	-	-
C141	Manufacture of wearing apparel, except fur apparel	6,641	2,818	(199)	(200)	-	-
C142	Custom tailoring and dressmaking	198,343	105,083	-	2,730	-	-
C152	Manufacture of footwear	6,687	4,566	-	(93)	-	-
C161	Sawmilling and planing of wood						
C162	Manufacture of products of wood, cork, straw and plaiting materials	633,201	370,607	13,999	(106,378)	-	-
C170	Manufacture of paper and paper products	7,001,308	1,444,820	58,086	435,578	-	-
C181	Printing and service activities related to printing	1,726,524	2,750,427	6,346	80,471	-	-
C192	Manufacture of refined petroleum products	s	s	s	s	s	s
C201	Manufacture of basic chemicals	724,954	228,180	(203,197)	(42,643)	-	-
C202	Manufacture of other chemical products, n.e.c.	4,775,295	995,363	57,592	144,130	-	-
C210	Manufacture of pharmaceuticals, medicinal chemical and botanical products	14,720	6,249	-	(981)	-	-
C221	Manufacture of rubber products	381,977	23,659	-	454	-	-
C222	Manufacture of plastic products	3,848,111	1,978,856	20,008	(285,692)	-	-
C231	Manufacture of glass and glass products	30,007	12,683	2,502	5,898	-	-
C239	Manufacture of non-metallic mineral products, n.e.c.	4,469,485	1,342,817	74,781	(59,366)	-	-
C241	Manufacture of basic iron and steel	404,375	124,180	36,638	11,339	-	-
C242	Manufacture of basic precious and other non-ferrous metals	219,494	139,885	22,159	(124,365)	-	-
C243	Casting of metals	s	s	s	s	s	s
C251	Manufacture of structural metal products, tanks, reservoirs and steam generators	4,428,444	528,912	143,067	108,983	-	-
C252	Manufacture of weapons and ammunition	s	s	s	s	s	s
C259	Manufacture of other fabricated metal products; metal working service activities	1,495,531	182,668	1,024	121,521	-	-

*Continued*

TABLE 1 - *Continued*

2009 PSIC Code	Region/ Industry Description	Intermediate Expense	Value Added	Gross Addition to Tangible Fixed Assets	Change in Inventories	Subsidies	Sales from E-Commerce Transactions
		(10)	(11)	(12)	(13)	(14)	(15)
C265	Manufacture of measuring, testing, navigating and control equipment; watches and clocks	\$	\$	\$	\$	\$	\$
C275	Manufacture of domestic appliances	\$	\$	\$	\$	\$	\$
C279	Manufacture of other electrical equipment	\$	\$	\$	\$	\$	\$
C281	Manufacture of general purpose machinery	14,497	15,388	-	(3,472)	-	-
C282	Manufacture of special purpose machinery	4,398	9,116	-	563	-	-
C291	Manufacture of motor vehicles	\$	\$	\$	\$	\$	\$
C293	Manufacture of parts and accessories for motor vehicles	\$	\$	\$	\$	\$	\$
C301	Building of ships and boats	681,837	114,711	-	(10,633)	-	-
C309	Manufacture of transport equipment, n.e.c.						
C310	Manufacture of furniture	1,072,471	368,768	-	323,378	-	-
C321	Manufacture of jewelry, bijouterie and related articles	\$	\$	\$	\$	\$	\$
C329	Other manufacturing, n.e.c.	60,774	49,921	180	8,100	-	-
C331	Repair of fabricated metal products, machinery and equipment	85,236	101,148	-	(5,544)	-	-
	<b>XII - SOCCSKSARGEN</b>	<b>45,336,828</b>	<b>12,547,583</b>	<b>3,059,890</b>	<b>(10,951,492)</b>	<b>223</b>	<b>2,312,078</b>
C101	Processing and preserving of meat	816,352	413,428	95,637	52,308	-	-
C102	Processing and preserving of fish, crustaceans and mollusks	20,581,791	2,688,168	317,442	(395,311)	-	12,530
C103	Processing and preserving of fruits and vegetables	4,035,378	3,254,233	-	100	-	2,299,548
C104	Manufacture of vegetable and animal oils and fats	2,959,514	1,701,651	356,573	(10,628,388)	-	-
C105	Manufacture of dairy products	\$	\$	\$	\$	\$	\$
C106	Manufacture of grain mill products, starches and starch products	6,725,010	913,188	362,432	110,421	-	-
C107	Manufacture of other food products	2,977,306	836,528	28,709	(418)	-	-
C108	Manufacture of prepared animal feeds	389,760	(26,632)	47,048	16,309	-	-
C110	Manufacture of beverages	28,095	31,962	-	1,292	-	-
C131	Spinning, weaving and finishing of textiles	35,752	8,208	-	(9,759)	-	-
C139	Manufacture of other textiles						
C141	Manufacture of wearing apparel, except fur apparel	4,105	10,732	-	(181)	223	-
C142	Custom tailoring and dressmaking	3,875	2,085	-	(375)	-	-
C152	Manufacture of footwear	\$	\$	\$	\$	\$	\$
C161	Sawmilling and planing of wood	47,513	5,938	76	924	-	-
C162	Manufacture of products of wood, cork, straw and plaiting materials	61,275	44,078	-	(2,010)	-	-
C170	Manufacture of paper and paper products	\$	\$	\$	\$	\$	\$
C181	Printing and service activities related to printing	1,019,516	983,848	10,643	(301,083)	-	-
C192	Manufacture of refined petroleum products	\$	\$	\$	\$	\$	\$
C201	Manufacture of basic chemicals	75,155	21,858	49	8,675	-	-
C202	Manufacture of other chemical products, n.e.c.	66,504	18,819	-	-	-	-

*Continued*

TABLE 1 - Continued

2009 PSIC Code	Region/ Industry Description	Intermediate Expense	Value Added	Gross Addition to Tangible Fixed Assets	Change in Inventories	Subsidies	Sales from E-Commerce Transactions
		(10)	(11)	(12)	(13)	(14)	(15)
C210	Manufacture of pharmaceuticals, medicinal chemical and botanical products	s	s	s	s	s	s
C221	Manufacture of rubber products	118,068	36,139	4,000	(301)	-	-
C222	Manufacture of plastic products	s	s	s	s	s	s
C231	Manufacture of glass and glass products	607,546	64,816	52,972	27,963	-	-
C239	Manufacture of non-metallic mineral products, n.e.c.						
C241	Manufacture of basic iron and steel	14,760	5,412	-	(298)	-	-
C243	Casting of metals	s	s	s	s	s	s
C251	Manufacture of structural metal products, tanks, reservoirs and steam generators	57,386	86,277	-	(587)	-	-
C259	Manufacture of other fabricated metal products; metal working service activities	3,134,898	727,730	1,406,283	163,293	-	-
C282	Manufacture of special purpose machinery	3,075	3,539	-	727	-	-
C301	Building of ships and boats	68,729	58,737	3,898	(528)	-	-
C309	Manufacture of transport equipment, n.e.c.						
C310	Manufacture of furniture	122,435	75,050	-	(24,384)	-	-
C323	Manufacture of sports goods	s	s	s	s	s	s
C331	Repair of fabricated metal products, machinery and equipment	719,988	375,667	356,190	(1,414)	-	-
	<b>XIII - Caraga</b>	<b>19,384,316</b>	<b>10,875,225</b>	<b>3,982,885</b>	<b>1,354,163</b>	<b>2,937</b>	<b>-</b>
C101	Processing and preserving of meat	38,685	32,411	-	-	-	-
C102	Processing and preserving of fish, crustaceans and mollusks	s	s	s	s	s	s
C103	Processing and preserving of fruits and vegetables	s	s	s	s	s	s
C104	Manufacture of vegetable and animal oils and fats	1,001,238	493,915	33,684	(107,307)	23	-
C106	Manufacture of grain mill products, starches and starch products	145,534	20,763	-	12,859	2,913	-
C107	Manufacture of other food products	518,715	592,157	5,906	1,254,912	-	-
C108	Manufacture of prepared animal feeds	s	s	s	s	s	s
C110	Manufacture of beverages	59,407	55,925	-	(1,145)	-	-
C139	Manufacture of other textiles	s	s	s	s	s	s
C142	Custom tailoring and dressmaking	936	1,846	-	72	-	-
C152	Manufacture of footwear	s	s	s	s	s	s
C161	Sawmilling and planing of wood	35,143	18,477	-	5,539	-	-
C162	Manufacture of products of wood, cork, straw and plaiting materials	1,285,998	193,608	85,435	190,516	-	-
C181	Printing and service activities related to printing	63,172	82,744	-	31,919	-	-
C199	Manufacture of other fuel products	s	s	s	s	s	s
C201	Manufacture of basic chemicals	407,138	195,118	-	46,461	-	-
C202	Manufacture of other chemical products, n.e.c.						
C221	Manufacture of rubber products	s	s	s	s	s	s

Continued

TABLE 1 - *Concluded*

2009 PSIC Code	Region/ Industry Description	Intermediate Expense	Value Added	Gross Addition to Tangible Fixed Assets	Change in Inventories	Subsidies	Sales from E-Commerce Transactions
		(10)	(11)	(12)	(13)	(14)	(15)
C231	Manufacture of glass and glass products }						
C239	Manufacture of non-metallic mineral products, n.e.c. }	2,795,874	2,291,805	2,940	254,671	-	-
C241	Manufacture of basic iron and steel }						
C242	Manufacture of basic precious and other non-ferrous metals }	12,354,245	6,545,493	3,826,656	(350,855)	-	-
C251	Manufacture of structural metal products, tanks, reservoirs and steam generators }						
C259	Manufacture of other fabricated metal products; metal working service activities }	161,029	51,860	-	3,153	-	-
C282	Manufacture of special purpose machinery	s	s	s	s	s	s
C301	Building of ships and boats	s	s	s	s	s	s
C309	Manufacture of transport equipment, n.e.c.	s	s	s	s	s	s
C310	Manufacture of furniture	36,991	37,262	-	10,711	-	-
C321	Manufacture of jewelry, bijouterie and related articles	935	2,456	-	187	-	-
C324	Manufacture of games and toys }						
C329	Other manufacturing, n.e.c. }	17,970	4,555	-	(63)	-	-
C331	Repair of fabricated metal products, machinery and equipment	98,270	148,729	28,264	(253)	-	-
	<b>Autonomous Region in Muslim Mindanao</b>	<b>1,800,135</b>	<b>929,953</b>	<b>27,997</b>	<b>(174,576)</b>	<b>-</b>	<b>-</b>
C101	Processing and preserving of meat	s	s	s	s	s	s
C104	Manufacture of vegetable and animal oils and fats	s	s	s	s	s	s
C106	Manufacture of grain mill products, starches and starch products	1,436,558	752,806	18,169	(73,243)	-	-
C107	Manufacture of other food products	9,139	15,095	1,458	(708)	-	-
C108	Manufacture of prepared animal feeds	s	s	s	s	s	s
C110	Manufacture of beverages	3,055	2,811	656	(15)	-	-
C142	Custom tailoring and dressmaking	s	s	s	s	s	s
C221	Manufacture of rubber products	s	s	s	s	s	s
C239	Manufacture of non-metallic mineral products, n.e.c.	s	s	s	s	s	s
C301	Building of ships and boats	s	s	s	s	s	s
C310	Manufacture of furniture	s	s	s	s	s	s

- zero value

() Negative value

} Combined data

s Suppressed data

Notes: Values are in thousand pesos, except number of establishments and employment.

Details may not add-up to total due to rounding and/or statistical disclosure control.

Source: Philippine Statistics Authority, 2019 Annual Survey of Philippine Business and Industry (Final Results)



Table 2.1. Number of Establishments and Research and Development (R&amp;D) Personnel by Type and Sex for Manufacturing Establishments by Region and Industry Group: Philippines, 2019

2009 PSIC Code	Region/ Industry Description	Number of Establishments	R&D Personnel as of 15 November							
			Total		Researchers		Technicians		Other R&D Personnel	
			Male	Female	Male	Female	Male	Female	Male	Female
			(1)	(2)	(3)	(4)	(5)	(6)	(7)	(8)
	Philippines	24,270	5,461	3,147	1,240	814	2,232	475	1,988	1,859
C101	Processing and preserving of meat	294	113	60	12	24	52	5	49	31
C102	Processing and preserving of fish, crustaceans and mollusks	225	35	81	6	30	10	15	20	36
C103	Processing and preserving of fruits and vegetables	144	167	74	13	35	78	10	75	29
C104	Manufacture of vegetable and animal oils and fats	136	16	19	3	11	3	3	10	5
C105	Manufacture of dairy products	89	-	19	-	-	-	-	-	19
C106	Manufacture of grain mill products, starches and starch products	1,218	15	23	3	6	9	16	3	1
C107	Manufacture of other food products	7,739	389	124	156	40	38	14	195	70
C108	Manufacture of prepared animal feeds	196	43	23	3	12	18	2	22	9
C110	Manufacture of beverages	2,637	12	12	-	-	6	-	6	12
C120	Manufacture of tobacco products	19	8	3	2	-	5	1	-	2
C131	Spinning, weaving and finishing of textiles	109	14	18	8	7	2	5	4	6
C139	Manufacture of other textiles	254	78	58	7	-	16	18	55	40
C141	Manufacture of wearing apparel, except fur apparel	849	145	135	12	30	97	45	36	59
C142	Custom tailoring and dressmaking	500	5	-	-	-	5	-	-	-
C143	Manufacture of knitted and crocheted apparel	19	-	-	-	-	-	-	-	-
C151	Tanning and dressing of leather; manufacture of luggage and handbags	46	-	-	-	-	-	-	-	-
C152	Manufacture of footwear	148	34	30	9	9	18	-	7	21
C161	Sawmilling and planing of wood	48	-	-	-	-	-	-	-	-
C162	Manufacture of products of wood, cork, straw and plaiting materials	290	102	60	1	29	50	5	52	27
C170	Manufacture of paper and paper products	361	14	5	-	-	12	4	3	1
C181	Printing and service activities related to printing	2,113	72	39	2	4	14	8	56	28
C182	Reproduction of recorded media	6	-	-	-	-	-	-	-	-
C192	Manufacture of refined petroleum products	26	-	-	-	-	-	-	-	-
C199	Manufacture of other fuel products	7	1	-	-	-	-	-	1	-
C201	Manufacture of basic chemicals	196	77	14	13	2	51	6	14	7
C202	Manufacture of other chemical products, n.e.c.	390	241	496	60	149	152	39	29	308
C203	Manufacture of man-made fibers	3	6	-	1	-	5	-	-	-
C210	Manufacture of pharmaceuticals, medicinal chemical and botanical products	121	16	90	5	57	10	12	2	21
C221	Manufacture of rubber products	147	5	4	-	-	5	-	-	4
C222	Manufacture of plastic products	820	469	161	17	32	416	13	37	116
C231	Manufacture of glass and glass products	92	10	3	6	-	1	-	3	3
C239	Manufacture of non-metallic mineral products, n.e.c.	654	363	68	45	20	179	42	139	7
C241	Manufacture of basic iron and steel	299	6	-	6	-	-	-	-	-
C242	Manufacture of basic precious and other non-ferrous metals	33	30	14	4	3	5	4	21	8

Continued

TSBLE 2.1 - *Continued*

2009 PSIC Code	Region/ Industry Description	Number of Establishments	R&D Personnel as of 15 November							
			Total		Researchers		Technicians		Other R&D Personnel	
			Male	Female	Male	Female	Male	Female	Male	Female
			(1)	(2)	(3)	(4)	(5)	(6)	(7)	(8)
C243	Casting of metals	52	1	3	-	-	-	-	1	3
C251	Manufacture of structural metal products, tanks, reservoirs and steam generators	428	20	4	3	1	13	-	4	3
C252	Manufacture of weapons and ammunition	14	3	-	1	-	1	-	1	-
C259	Manufacture of other fabricated metal products; metal working service activities	761	266	17	35	7	223	7	8	3
C261	Manufacture of electronic components	145	1,145	642	454	182	264	130	426	330
C262	Manufacture of computers and peripheral equipment and accessories	32	184	32	34	17	144	-	6	15
C263	Manufacture of communication equipment	12	17	12	12	8	5	4	-	-
C264	Manufacture of consumer electronics	18	-	-	-	-	-	-	-	-
C265	Manufacture of measuring, testing, navigating and control equipment; watches and clocks	21	50	15	36	6	14	9	-	-
C267	Manufacture of optical instruments and photographic equipment	21	20	31	4	1	7	-	9	30
C271	Manufacture of electric motors, generators, transformers and electricity distribution and control apparatus	56	47	13	28	5	13	-	6	8
C272	Manufacture of batteries and accumulators	11	28	13	28	11	-	-	-	2
C273	Manufacture of wiring and wiring devices	57	79	55	19	7	33	5	27	43
C274	Manufacture of electric lighting equipment	38	116	72	28	18	56	1	32	53
C275	Manufacture of domestic appliances	44	81	59	4	-	12	-	66	59
C279	Manufacture of other electrical equipment	24	-	-	-	-	-	-	-	-
C281	Manufacture of general purpose machinery	132	121	21	46	6	73	-	2	15
C282	Manufacture of special purpose machinery	210	107	63	9	3	84	47	14	14
C291	Manufacture of motor vehicles	41	16	3	13	3	1	-	2	-
C292	Manufacture of bodies (coachwork) for motor vehicles; manufacture of trailers and semi-trailers	27	16	21	-	-	-	-	16	21
C293	Manufacture of parts and accessories for motor vehicles	115	83	8	18	5	1	-	64	3
C301	Building of ships and boats	32	18	10	4	-	10	-	4	10
C303	Manufacture of air and spacecraft and related machinery	9	-	-	-	-	-	-	-	-
C309	Manufacture of transport equipment, n.e.c.	73	8	4	7	3	-	-	1	1
C310	Manufacture of furniture	717	357	229	23	12	15	-	319	217
C321	Manufacture of jewelry, bijouterie and related articles	77	40	21	4	-	-	-	36	21
C322	Manufacture of musical instruments	3	-	-	-	-	-	-	-	-
C323	Manufacture of sports goods	23	71	55	1	5	4	4	66	46
C324	Manufacture of games and toys	31	2	21	-	-	-	-	2	21
C325	Manufacture of medical and dental instruments and supplies	48	34	9	13	5	-	2	21	2
C329	Other manufacturing, n.e.c.	214	28	32	25	11	3	1	-	20
C331	Repair of fabricated metal products, machinery and equipment	551	17	51	-	-	-	-	17	51
C332	Installation of industrial machinery and equipment	8	-	-	-	-	-	-	-	-

*Continued*

TSBLE 2.1 - *Continued*

2009 PSIC Code	Region/ Industry Description	Number of Establishments	R&D Personnel as of 15 November							
			Total		Researchers		Technicians		Other R&D Personnel	
			Male	Female	Male	Female	Male	Female	Male	Female
			(1)	(2)	(3)	(4)	(5)	(6)	(7)	(8)
	<b>National Capital Region</b>	<b>6,369</b>	<b>1,135</b>	<b>469</b>	<b>149</b>	<b>126</b>	<b>577</b>	<b>27</b>	<b>409</b>	<b>316</b>
C101	Processing and preserving of meat	37	34	14	11	4	13	-	11	11
C102	Processing and preserving of fish, crustaceans and mollusks	38	1	-	-	-	-	-	1	-
C103	Processing and preserving of fruits and vegetables	42	-	4	-	4	-	-	-	-
C104	Manufacture of vegetable and animal oils and fats	18	4	4	-	4	-	-	4	-
C105	Manufacture of dairy products	26	-	19	-	-	-	-	-	19
C106	Manufacture of grain mill products, starches and starch products	18	10	1	3	1	5	-	2	-
C107	Manufacture of other food products	1,093	41	38	8	12	22	6	11	19
C108	Manufacture of prepared animal feeds	12	-	-	-	-	-	-	-	-
C110	Manufacture of beverages	628	-	-	-	-	-	-	-	-
C120	Manufacture of tobacco products	6	5	2	2	-	2	-	-	2
C131	Spinning, weaving and finishing of textiles	42	-	-	-	-	-	-	-	-
C139	Manufacture of other textiles	128	-	-	-	-	-	-	-	-
C141	Manufacture of wearing apparel, except fur apparel	362	11	18	6	18	-	-	5	-
C142	Custom tailoring and dressmaking	156	-	-	-	-	-	-	-	-
C143	Manufacture of knitted and crocheted apparel	15	-	-	-	-	-	-	-	-
C151	Tanning and dressing of leather; manufacture of luggage and handbags	28	-	-	-	-	-	-	-	-
C152	Manufacture of footwear	78	-	-	-	-	-	-	-	-
C161	Sawmilling and planing of wood	9	-	-	-	-	-	-	-	-
C162	Manufacture of products of wood, cork, straw and plaiting materials	49	18	-	-	-	-	-	18	-
C170	Manufacture of paper and paper products	205	7	1	-	-	7	1	-	-
C181	Printing and service activities related to printing	999	67	25	-	-	14	-	53	25
C182	Reproduction of recorded media	4	-	-	-	-	-	-	-	-
C192	Manufacture of refined petroleum products	10	-	-	-	-	-	-	-	-
C199	Manufacture of other fuel products									
C201	Manufacture of basic chemicals	66	-	-	-	-	-	-	-	-
C202	Manufacture of other chemical products, n.e.c.	198	85	74	20	67	62	7	3	-
C203	Manufacture of man-made fibers									
C210	Manufacture of pharmaceuticals, medicinal chemical and botanical products	47	-	-	-	-	-	-	-	-
C221	Manufacture of rubber products	69	4	4	-	-	4	-	-	4
C222	Manufacture of plastic products	439	324	79	5	2	318	-	-	78
C231	Manufacture of glass and glass products	29	-	-	-	-	-	-	-	-
C239	Manufacture of non-metallic mineral products, n.e.c.	89	232	10	12	3	85	-	136	7
C241	Manufacture of basic iron and steel	100	-	-	-	-	-	-	-	-
C242	Manufacture of basic precious and other non-ferrous metals	6	28	8	4	3	4	3	20	3
C243	Casting of metals	20	-	-	-	-	-	-	-	-

*Continued*

TSBLE 2.1 - Continued

2009 PSIC Code	Region/ Industry Description	Number of Establishments	R&D Personnel as of 15 November							
			Total		Researchers		Technicians		Other R&D Personnel	
			Male	Female	Male	Female	Male	Female	Male	Female
		(1)	(2)	(3)	(4)	(5)	(6)	(7)	(8)	(9)
C251	Manufacture of structural metal products, tanks, reservoirs and steam generators	208	2	1	-	-	-	-	2	1
C252	Manufacture of weapons and ammunition	10	-	-	-	-	-	-	-	-
C259	Manufacture of other fabricated metal products; metal working service activities	282	6	2	4	-	2	2	-	-
C261	Manufacture of electronic components	14	71	28	5	4	18	8	48	16
C262	Manufacture of computers and peripheral equipment and accessories }	3	1	1	1	1	-	-	-	-
C263	Manufacture of communication equipment }									
C264	Manufacture of consumer electronics }									
C265	Manufacture of measuring, testing, navigating and control equipment; watches and clocks }	9	-	-	-	-	-	-	-	-
C267	Manufacture of optical instruments and photographic equipment }									
C271	Manufacture of electric motors, generators, transformers and electricity distribution and control apparatus }									
C272	Manufacture of batteries and accumulators	19	14	-	14	-	-	-	-	-
C273	Manufacture of wiring and wiring devices	4	-	2	-	-	-	-	-	2
C274	Manufacture of electric lighting equipment	22	-	-	-	-	-	-	-	-
C275	Manufacture of domestic appliances	12	-	-	-	-	-	-	-	-
C279	Manufacture of other electrical equipment	20	42	56	-	-	-	-	42	56
C281	Manufacture of general purpose machinery	s	-	-	-	-	-	-	-	-
C282	Manufacture of special purpose machinery	59	39	-	39	-	-	-	-	-
C291	Manufacture of motor vehicles	75	23	5	3	2	20	-	-	3
C292	Manufacture of bodies (coachwork) for motor vehicles; manufacture of trailers and semi-trailers	13	6	-	6	-	-	-	-	-
C293	Manufacture of parts and accessories for motor vehicles	7	16	21	-	-	-	-	16	21
C301	Building of ships and boats	22	-	-	-	-	-	-	-	-
C303	Manufacture of air and spacecraft and related machinery }	10	-	-	-	-	-	-	-	-
C309	Manufacture of transport equipment, n.e.c. }									
C310	Manufacture of furniture	27	6	2	6	2	-	-	-	-
C321	Manufacture of jewelry, bijouterie and related articles	203	-	-	-	-	-	-	-	-
C322	Manufacture of musical instruments	14	-	-	-	-	-	-	-	-
C323	Manufacture of sports goods	s	-	-	-	-	-	-	-	-
C324	Manufacture of games and toys	6	37	13	-	-	-	-	37	13
C325	Manufacture of medical and dental instruments and supplies	12	2	21	-	-	-	-	2	21
C329	Other manufacturing, n.e.c.	18	-	-	-	-	-	-	-	-
C331	Repair of fabricated metal products, machinery and equipment	69	1	16	-	-	1	-	-	16
C332	Installation of industrial machinery and equipment	147	-	-	-	-	-	-	-	-
		s	-	-	-	-	-	-	-	-

Continued

TSBLE 2.1 - *Continued*

2009 PSIC Code	Region/ Industry Description	Number of Establishments	R&D Personnel as of 15 November							
			Total		Researchers		Technicians		Other R&D Personnel	
			Male	Female	Male	Female	Male	Female	Male	Female
			(1)	(2)	(3)	(4)	(5)	(6)	(7)	(8)
	<b>Cordillera Administrative Region</b>	<b>316</b>	<b>19</b>	<b>12</b>	<b>14</b>	<b>1</b>	<b>2</b>	<b>8</b>	<b>3</b>	<b>3</b>
C101	Processing and preserving of meat	s	-	-	-	-	-	-	-	-
C103	Processing and preserving of fruits and vegetables	3	6	4	1	1	2	-	3	3
C105	Manufacture of dairy products	s	-	-	-	-	-	-	-	-
C106	Manufacture of grain mill products, starches and starch products	37	-	-	-	-	-	-	-	-
C107	Manufacture of other food products	110	-	-	-	-	-	-	-	-
C110	Manufacture of beverages	50	-	-	-	-	-	-	-	-
C131	Spinning, weaving and finishing of textiles	16	-	-	-	-	-	-	-	-
C139	Manufacture of other textiles									
C141	Manufacture of wearing apparel, except fur apparel	s	-	-	-	-	-	-	-	-
C142	Custom tailoring and dressmaking	20	-	-	-	-	-	-	-	-
C162	Manufacture of products of wood, cork, straw and plaiting materials	s	-	-	-	-	-	-	-	-
C170	Manufacture of paper and paper products	s	-	-	-	-	-	-	-	-
C181	Printing and service activities related to printing	38	-	8	-	-	-	8	-	-
C201	Manufacture of basic chemicals	s	-	-	-	-	-	-	-	-
C202	Manufacture of other chemical products, n.e.c.	s	-	-	-	-	-	-	-	-
C221	Manufacture of rubber products	5	-	-	-	-	-	-	-	-
C222	Manufacture of plastic products									
C231	Manufacture of glass and glass products	s	-	-	-	-	-	-	-	-
C239	Manufacture of non-metallic mineral products, n.e.c.	s	-	-	-	-	-	-	-	-
C241	Manufacture of basic iron and steel	s	-	-	-	-	-	-	-	-
C242	Manufacture of basic precious and other non-ferrous metals	s	-	-	-	-	-	-	-	-
C251	Manufacture of structural metal products, tanks, reservoirs and steam generators	4	-	-	-	-	-	-	-	-
C259	Manufacture of other fabricated metal products; metal working service activities	5	-	-	-	-	-	-	-	-
C261	Manufacture of electronic components	4	13	-	13	-	-	-	-	-
C281	Manufacture of general purpose machinery	3	-	-	-	-	-	-	-	-
C282	Manufacture of special purpose machinery									
C303	Manufacture of air and spacecraft and related machinery	s	-	-	-	-	-	-	-	-
C310	Manufacture of furniture	s	-	-	-	-	-	-	-	-
C321	Manufacture of jewelry, bijouterie and related articles	s	-	-	-	-	-	-	-	-
C331	Repair of fabricated metal products, machinery and equipment	4	-	-	-	-	-	-	-	-
	<b>I - Ilocos Region</b>	<b>746</b>	<b>10</b>	<b>12</b>	<b>-</b>	<b>3</b>	<b>8</b>	<b>4</b>	<b>2</b>	<b>5</b>
C101	Processing and preserving of meat	14	-	-	-	-	-	-	-	-
C102	Processing and preserving of fish, crustaceans and mollusks	15	-	-	-	-	-	-	-	-

*Continued*

TSBLE 2.1 - Continued

2009 PSIC Code	Region/ Industry Description	Number of Establishments	R&D Personnel as of 15 November							
			Total		Researchers		Technicians		Other R&D Personnel	
			Male	Female	Male	Female	Male	Female	Male	Female
			(1)	(2)	(3)	(4)	(5)	(6)	(7)	(8)
C103	Processing and preserving of fruits and vegetables	s	s	s	s	s	s	s	s	s
C105	Manufacture of dairy products	s	-	-	-	-	-	-	-	-
C106	Manufacture of grain mill products, starches and starch products	61	-	-	-	-	-	-	-	-
C107	Manufacture of other food products	274	-	-	-	-	-	-	-	-
C108	Manufacture of prepared animal feeds	4	-	-	-	-	-	-	-	-
C110	Manufacture of beverages	126	-	-	-	-	-	-	-	-
C120	Manufacture of tobacco products	3	3	1	-	-	3	1	-	-
C131	Spinning, weaving and finishing of textiles	6	-	-	-	-	-	-	-	-
C141	Manufacture of wearing apparel, except fur apparel	3	-	-	-	-	-	-	-	-
C142	Custom tailoring and dressmaking	9	5	-	-	-	5	-	-	-
C162	Manufacture of products of wood, cork, straw and plaiting materials	12	-	-	-	-	-	-	-	-
C170	Manufacture of paper and paper products	s	-	-	-	-	-	-	-	-
C181	Printing and service activities related to printing	62	-	-	-	-	-	-	-	-
C201	Manufacture of basic chemicals	7	2	5	-	-	-	-	2	5
C202	Manufacture of other chemical products, n.e.c.									
C210	Manufacture of pharmaceuticals, medicinal chemical and botanical products									
C221	Manufacture of rubber products	s	-	-	-	-	-	-	-	-
C222	Manufacture of plastic products	s	-	-	-	-	-	-	-	-
C239	Manufacture of non-metallic mineral products, n.e.c.	26	-	-	-	-	-	-	-	-
C241	Manufacture of basic iron and steel	6	-	-	-	-	-	-	-	-
C251	Manufacture of structural metal products, tanks, reservoirs and steam generators	11	-	-	-	-	-	-	-	-
C259	Manufacture of other fabricated metal products; metal working service activities	17	-	-	-	-	-	-	-	-
C282	Manufacture of special purpose machinery	5	-	-	-	-	-	-	-	-
C292	Manufacture of bodies (coachwork) for motor vehicles; manufacture of trailers and semi-trailers	6	-	-	-	-	-	-	-	-
C293	Manufacture of parts and accessories for motor vehicles									
C309	Manufacture of transport equipment, n.e.c.	s	-	-	-	-	-	-	-	-
C310	Manufacture of furniture	36	-	-	-	-	-	-	-	-
C321	Manufacture of jewelry, bijouterie and related articles	16	-	-	-	-	-	-	-	-
C324	Manufacture of games and toys									
C329	Other manufacturing, n.e.c.									
C331	Repair of fabricated metal products, machinery and equipment	21	-	-	-	-	-	-	-	-
	II - Cagayan Valley	403	-	1	-	-	-	-	-	1
C101	Processing and preserving of meat	4	-	-	-	-	-	-	-	-

Continued

TSBLE 2.1 - *Continued*

2009 PSIC Code	Region/ Industry Description	Number of Establishments	R&D Personnel as of 15 November							
			Total		Researchers		Technicians		Other R&D Personnel	
			Male	Female	Male	Female	Male	Female	Male	Female
		(1)	(2)	(3)	(4)	(5)	(6)	(7)	(8)	(9)
C102	Processing and preserving of fish, crustaceans and mollusks	s	-	-	-	-	-	-	-	-
C103	Processing and preserving of fruits and vegetables	3	-	-	-	-	-	-	-	-
C105	Manufacture of dairy products	s	-	-	-	-	-	-	-	-
C106	Manufacture of grain mill products, starches and starch products	39	-	-	-	-	-	-	-	-
C107	Manufacture of other food products	194	-	-	-	-	-	-	-	-
C108	Manufacture of prepared animal feeds	5	-	-	-	-	-	-	-	-
C110	Manufacture of beverages	46	-	-	-	-	-	-	-	-
C120	Manufacture of tobacco products	s	-	-	-	-	-	-	-	-
C131	Spinning, weaving and finishing of textiles	s	s	s	s	s	s	s	s	s
C139	Manufacture of other textiles	s	-	-	-	-	-	-	-	-
C142	Custom tailoring and dressmaking	7	-	-	-	-	-	-	-	-
C162	Manufacture of products of wood, cork, straw and plaiting materials	3	-	-	-	-	-	-	-	-
C181	Printing and service activities related to printing	37	-	-	-	-	-	-	-	-
C182	Reproduction of recorded media	s	-	-	-	-	-	-	-	-
C192	Manufacture of refined petroleum products	s	-	-	-	-	-	-	-	-
C199	Manufacture of other fuel products	s	-	-	-	-	-	-	-	-
C201	Manufacture of basic chemicals	s	-	-	-	-	-	-	-	-
C231	Manufacture of glass and glass products	15	-	-	-	-	-	-	-	-
C239	Manufacture of non-metallic mineral products, n.e.c.		-	-	-	-	-	-	-	-
C251	Manufacture of structural metal products, tanks, reservoirs and steam generators	4	-	-	-	-	-	-	-	-
C259	Manufacture of other fabricated metal products; metal working service activities	9	-	-	-	-	-	-	-	-
C282	Manufacture of special purpose machinery	3	-	-	-	-	-	-	-	-
C310	Manufacture of furniture	13	-	-	-	-	-	-	-	-
C321	Manufacture of jewelry, bijouterie and related articles	s	-	-	-	-	-	-	-	-
C329	Other manufacturing, n.e.c.	s	-	-	-	-	-	-	-	-
C331	Repair of fabricated metal products, machinery and equipment	9	-	-	-	-	-	-	-	-
	III - Central Luzon	2,456	862	442	287	146	399	94	176	203
C101	Processing and preserving of meat	79	3	18	-	7	2	1	1	10
C102	Processing and preserving of fish, crustaceans and mollusks	23	2	31	2	13	-	9	-	9
C103	Processing and preserving of fruits and vegetables	18	113	14	5	14	65	-	43	-
C104	Manufacture of vegetable and animal oils and fats	3	-	-	-	-	-	-	-	-
C105	Manufacture of dairy products	11	-	-	-	-	-	-	-	-
C106	Manufacture of grain mill products, starches and starch products	134	2	6	-	-	1	5	1	

*Continued*

TSBLE 2.1 - Continued

2009 PSIC Code	Region/ Industry Description	Number of Establishments	R&D Personnel as of 15 November							
			Total		Researchers		Technicians		Other R&D Personnel	
			Male	Female	Male	Female	Male	Female	Male	Female
			(1)	(2)	(3)	(4)	(5)	(6)	(7)	(8)
C107	Manufacture of other food products	619	130	11	128	-	2	-	-	11
C108	Manufacture of prepared animal feeds	53	1	5	-	4	-	-	1	1
C110	Manufacture of beverages	260	-	-	-	-	-	-	-	-
C120	Manufacture of tobacco products	s	-	-	-	-	-	-	-	-
C131	Spinning, weaving and finishing of textiles	17	-	-	-	-	-	-	-	-
C139	Manufacture of other textiles	44	74	58	6	-	13	18	55	40
C141	Manufacture of wearing apparel, except fur apparel	154	-	-	-	-	-	-	-	-
C142	Custom tailoring and dressmaking	23	-	-	-	-	-	-	-	-
C143	Manufacture of knitted and crocheted apparel		-	-	-	-	-	-	-	-
C151	Tanning and dressing of leather; manufacture of luggage and handbags	10	-	-	-	-	-	-	-	-
C152	Manufacture of footwear	11	12	14	9	9	1	-	2	5
C161	Sawmilling and planing of wood	33	-	-	-	-	-	-	-	-
C162	Manufacture of products of wood, cork, straw and plaiting materials		-	-	-	-	-	-	-	-
C170	Manufacture of paper and paper products	33	-	-	-	-	-	-	-	-
C181	Printing and service activities related to printing	123	-	-	-	-	-	-	-	-
C192	Manufacture of refined petroleum products	3	-	-	-	-	-	-	-	-
C201	Manufacture of basic chemicals	19	-	-	-	-	-	-	-	-
C202	Manufacture of other chemical products, n.e.c.	29	16	25	5	19	4	1	7	5
C210	Manufacture of pharmaceuticals, medicinal chemical and botanical products	19	-	24	-	-	-	12	-	12
C221	Manufacture of rubber products	11	-	-	-	-	-	-	-	-
C222	Manufacture of plastic products	90	63	25	4	21	59	1	-	2
C231	Manufacture of glass and glass products	8	6	2	5	-	-	-	1	2
C239	Manufacture of non-metallic mineral products, n.e.c.	137	118	58	27	17	92	42	-	-
C241	Manufacture of basic iron and steel	47	-	-	-	-	-	-	-	-
C242	Manufacture of basic precious and other non-ferrous metals	5	-	-	-	-	-	-	-	-
C243	Casting of metals	5	-	-	-	-	-	-	-	-
C251	Manufacture of structural metal products, tanks, reservoirs and steam generators	49	8	1	3	1	3	-	2	-
C252	Manufacture of weapons and ammunition	37	-	-	-	-	-	-	-	-
C259	Manufacture of other fabricated metal products; metal working service activities		-	-	-	-	-	-	-	-
C261	Manufacture of electronic components	15	29	15	29	13	-	-	-	1
C262	Manufacture of computers and peripheral equipment and accessories	5	119	9	-	-	113	-	6	9
C264	Manufacture of consumer electronics	4	1	-	-	-	1	-	-	-
C265	Manufacture of measuring, testing, navigating and control equipment; watches and clocks		-	-	-	-	-	-	-	-
C271	Manufacture of electric motors, generators, transformers and electricity distribution and control apparatus	9	-	-	-	-	-	-	-	-

Continued



TSBLE 2.1 - Continued

2009 PSIC Code	Region/ Industry Description	Number of Establishments	R&D Personnel as of 15 November							
			Total		Researchers		Technicians		Other R&D Personnel	
			Male	Female	Male	Female	Male	Female	Male	Female
			(1)	(2)	(3)	(4)	(5)	(6)	(7)	(8)
C272	Manufacture of batteries and accumulators	3	28	11	28	11	-	-	-	-
C273	Manufacture of wiring and wiring devices	8	-	-	-	-	-	-	-	-
C274	Manufacture of electric lighting equipment	7	52	48	20	3	10	1	22	44
C275	Manufacture of domestic appliances	5	-	-	-	-	-	-	-	-
C279	Manufacture of other electrical equipment	5	-	-	-	-	-	-	-	-
C281	Manufacture of general purpose machinery	13	33	20	4	4	26	-	2	15
C282	Manufacture of special purpose machinery	17	14	11	-	-	-	-	14	11
C291	Manufacture of motor vehicles	4	-	-	-	-	-	-	-	-
C292	Manufacture of bodies (coachwork) for motor vehicles; manufacture of trailers and semi-trailers									
C293	Manufacture of parts and accessories for motor vehicles									
C301	Building of ships and boats	s	-	-	-	-	-	-	-	-
C303	Manufacture of air and spacecraft and related machinery	5	-	-	-	-	-	-	-	-
C309	Manufacture of transport equipment, n.e.c.	23	-	-	-	-	-	-	-	-
C310	Manufacture of furniture	94	19	6	11	4	3	-	5	3
C321	Manufacture of jewelry, bijouterie and related articles	13	-	-	-	-	-	-	-	-
C322	Manufacture of musical instruments	s	-	-	-	-	-	-	-	-
C323	Manufacture of sports goods	4	19	27	1	5	4	4	14	18
C324	Manufacture of games and toys	6	-	-	-	-	-	-	-	-
C325	Manufacture of medical and dental instruments and supplies	8	-	1	-	-	-	-	-	1
C329	Other manufacturing, n.e.c.	46	-	4	-	-	-	-	-	4
C331	Repair of fabricated metal products, machinery and equipment	43	-	-	-	-	-	-	-	-
C332	Installation of industrial machinery and equipment	s	-	-	-	-	-	-	-	-
	<b>IVA - CALABARZON</b>	<b>4,340</b>	<b>2,324</b>	<b>1,500</b>	<b>617</b>	<b>405</b>	<b>1,028</b>	<b>284</b>	<b>679</b>	<b>811</b>
C101	Processing and preserving of meat	51	63	12	1	11	31	-	32	1
C102	Processing and preserving of fish, crustaceans and mollusks	13	-	2	-	2	-	-	-	-
C103	Processing and preserving of fruits and vegetables	16	18	26	3	8	6	7	9	11
C104	Manufacture of vegetable and animal oils and fats	41	9	11	1	5	2	3	6	3
C105	Manufacture of dairy products	21	-	-	-	-	-	-	-	-
C106	Manufacture of grain mill products, starches and starch products	86	2	13	-	3	2	10	-	-
C107	Manufacture of other food products	1,144	15	45	5	20	1	6	8	19
C108	Manufacture of prepared animal feeds	79	-	-	-	-	-	-	-	-
C110	Manufacture of beverages	446	-	-	-	-	-	-	-	-
C120	Manufacture of tobacco products	3	-	-	-	-	-	-	-	-
C131	Spinning, weaving and finishing of textiles	10	7	14	7	7	-	5	-	2
C139	Manufacture of other textiles	35	4	-	1	-	3	-	-	-
C141	Manufacture of wearing apparel, except fur apparel	259	86	44	1	6	80	25	4	13

Continued

TSBLE 2.1 - Continued

2009 PSIC Code	Region/ Industry Description	Number of Establishments	R&D Personnel as of 15 November							
			Total		Researchers		Technicians		Other R&D Personnel	
			Male	Female	Male	Female	Male	Female	Male	Female
		(1)	(2)	(3)	(4)	(5)	(6)	(7)	(8)	(9)
C142	Custom tailoring and dressmaking	88	-	-	-	-	-	-	-	-
C143	Manufacture of knitted and crocheted apparel	3	-	-	-	-	-	-	-	-
C151	Tanning and dressing of leather; manufacture of luggage and handbags	6	-	-	-	-	-	-	-	-
C152	Manufacture of footwear	36	16	13	-	-	13	-	3	13
C161	Sawmilling and planing of wood	89	44	-	-	-	22	-	22	-
C162	Manufacture of products of wood, cork, straw and plaiting materials									
C170	Manufacture of paper and paper products									
C181	Printing and service activities related to printing	145	5	7	2	4	-	-	3	3
C182	Reproduction of recorded media	s	-	-	-	-	-	-	-	-
C192	Manufacture of refined petroleum products	6	1	-	-	-	-	-	1	-
C199	Manufacture of other fuel products									
C201	Manufacture of basic chemicals	37	59	-	12	-	47	-	-	-
C202	Manufacture of other chemical products, n.e.c.	89	100	384	21	56	69	26	10	302
C210	Manufacture of pharmaceuticals, medicinal chemical and botanical products	30	6	56	4	51	3	-	-	5
C221	Manufacture of rubber products	36	1	-	-	-	1	-	-	-
C222	Manufacture of plastic products	170	70	48	5	6	31	11	34	31
C231	Manufacture of glass and glass products	26	4	1	1	-	1	-	2	1
C239	Manufacture of non-metallic mineral products, n.e.c.	116	-	-	-	-	-	-	-	-
C241	Manufacture of basic iron and steel	79	-	-	-	-	-	-	-	-
C242	Manufacture of basic precious and other non-ferrous metals	9	2	6	-	-	1	1	1	5
C243	Casting of metals	15	1	3	-	-	-	-	1	3
C251	Manufacture of structural metal products, tanks, reservoirs and steam generators	102	10	2	-	-	10	-	-	2
C259	Manufacture of other fabricated metal products; metal working service activities	222	260	15	31	7	221	5	8	3
C261	Manufacture of electronic components	99	1,029	598	404	163	246	122	378	313
C262	Manufacture of computers and peripheral equipment and accessories	24	65	23	34	17	31	-	-	6
C263	Manufacture of communication equipment	8	-	-	-	-	-	-	-	-
C264	Manufacture of consumer electronics	10	-	-	-	-	-	-	-	-
C265	Manufacture of measuring, testing, navigating and control equipment; watches and clocks	6	10	6	-	-	10	6	-	-
C267	Manufacture of optical instruments and photographic equipment	7	-	-	-	-	-	-	-	-
C271	Manufacture of electric motors, generators, transformers and electricity distribution and control apparatus	25	33	13	14	5	13	-	6	8
C272	Manufacture of batteries and accumulators	4	-	-	-	-	-	-	-	-
C273	Manufacture of wiring and wiring devices	24	79	55	19	7	33	5	27	43
C274	Manufacture of electric lighting equipment	15	54	20	8	15	46	-	-	5

Continued

TSBLE 2.1 - Continued

2009 PSIC Code	Region/ Industry Description	Number of Establishments	R&D Personnel as of 15 November							
			Total		Researchers		Technicians		Other R&D Personnel	
			Male	Female	Male	Female	Male	Female	Male	Female
			(1)	(2)	(3)	(4)	(5)	(6)	(7)	(8)
C275	Manufacture of domestic appliances	14	24	-	3	-	9	-	13	-
C279	Manufacture of other electrical equipment	12	-	-	-	-	-	-	-	-
C281	Manufacture of general purpose machinery	48	50	2	3	2	46	-	-	-
C282	Manufacture of special purpose machinery	76	44	47	-	-	44	47	-	-
C291	Manufacture of motor vehicles	13	7	3	7	3	-	-	-	-
C292	Manufacture of bodies (coachwork) for motor vehicles; manufacture of trailers and semi-trailers	14	-	-	-	-	-	-	-	-
C293	Manufacture of parts and accessories for motor vehicles	71	83	8	18	5	1	-	64	3
C301	Building of ships and boats	5	-	-	-	-	-	-	-	-
C303	Manufacture of air and spacecraft and related machinery	19	2	2	1	1	-	-	1	1
C309	Manufacture of transport equipment, n.e.c.									
C310	Manufacture of furniture	92	-	-	-	-	-	-	-	-
C321	Manufacture of jewelry, bijouterie and related articles	5	4	-	4	-	-	-	-	-
C323	Manufacture of sports goods	9	15	15	-	-	-	-	15	15
C324	Manufacture of games and toys	6	-	-	-	-	-	-	-	-
C325	Manufacture of medical and dental instruments and supplies	16	28	6	7	3	-	2	21	1
C329	Other manufacturing, n.e.c.	27	-	-	-	-	-	-	-	-
C331	Repair of fabricated metal products, machinery and equipment	116	7	-	-	-	-	-	7	-
	<b>MIMAROPA</b>	<b>353</b>	-	-	-	-	-	-	-	-
C101	Processing and preserving of meat	s	-	-	-	-	-	-	-	-
C103	Processing and preserving of fruits and vegetables	s	-	-	-	-	-	-	-	-
C104	Manufacture of vegetable and animal oils and fats	3	-	-	-	-	-	-	-	-
C105	Manufacture of dairy products	s	-	-	-	-	-	-	-	-
C106	Manufacture of grain mill products, starches and starch products	89	-	-	-	-	-	-	-	-
C107	Manufacture of other food products	113	-	-	-	-	-	-	-	-
C110	Manufacture of beverages	61	-	-	-	-	-	-	-	-
C131	Spinning, weaving and finishing of textiles	s	-	-	-	-	-	-	-	-
C142	Custom tailoring and dressmaking	4	-	-	-	-	-	-	-	-
C151	Tanning and dressing of leather; manufacture of luggage and handbags	s	-	-	-	-	-	-	-	-
C162	Manufacture of products of wood, cork, straw and plaiting materials	s	-	-	-	-	-	-	-	-
C181	Printing and service activities related to printing	28	-	-	-	-	-	-	-	-
C192	Manufacture of refined petroleum products	s	-	-	-	-	-	-	-	-
C201	Manufacture of basic chemicals	5	-	-	-	-	-	-	-	-
C202	Manufacture of other chemical products, n.e.c.									
C210	Manufacture of pharmaceuticals, medicinal chemical and botanical products	s	-	-	-	-	-	-	-	-

Continued

TSBLE 2.1 - *Continued*

2009 PSIC Code	Region/ Industry Description	Number of Establishments	R&D Personnel as of 15 November							
			Total		Researchers		Technicians		Other R&D Personnel	
			Male	Female	Male	Female	Male	Female	Male	Female
			(1)	(2)	(3)	(4)	(5)	(6)	(7)	(8)
C222	Manufacture of plastic products	s	-	-	-	-	-	-	-	-
C239	Manufacture of non-metallic mineral products, n.e.c.	24	-	-	-	-	-	-	-	-
C242	Manufacture of basic precious and other non-ferrous metals	s	-	-	-	-	-	-	-	-
C259	Manufacture of other fabricated metal products; metal working service activities	6	-	-	-	-	-	-	-	-
C282	Manufacture of special purpose machinery	s	-	-	-	-	-	-	-	-
C310	Manufacture of furniture	4	-	-	-	-	-	-	-	-
C331	Repair of fabricated metal products, machinery and equipment	5	-	-	-	-	-	-	-	-
	<b>V - Bicol Region</b>	<b>760</b>	<b>23</b>	<b>27</b>	<b>1</b>	<b>-</b>	<b>10</b>	<b>5</b>	<b>12</b>	<b>22</b>
C101	Processing and preserving of meat	15	11	5	-	-	5	-	5	5
C102	Processing and preserving of fish, crustaceans and mollusks	24	-	-	-	-	-	-	-	-
C103	Processing and preserving of fruits and vegetables	7	6	12	-	-	-	-	6	12
C104	Manufacture of vegetable and animal oils and fats	7	-	-	-	-	-	-	-	-
C105	Manufacture of dairy products	4	-	-	-	-	-	-	-	-
C106	Manufacture of grain mill products, starches and starch products	127	-	-	-	-	-	-	-	-
C107	Manufacture of other food products	261	-	-	-	-	-	-	-	-
C108	Manufacture of prepared animal feeds	5	-	-	-	-	-	-	-	-
C110	Manufacture of beverages	84	-	-	-	-	-	-	-	-
C120	Manufacture of tobacco products	s	-	-	-	-	-	-	-	-
C131	Spinning, weaving and finishing of textiles	4	2	-	1	-	-	-	1	-
C139	Manufacture of other textiles	10	-	-	-	-	-	-	-	-
C141	Manufacture of wearing apparel, except fur apparel	34	-	-	-	-	-	-	-	-
C142	Custom tailoring and dressmaking									
C152	Manufacture of footwear	s	-	-	-	-	-	-	-	-
C162	Manufacture of products of wood, cork, straw and plaiting materials	19	5	9	-	-	5	5	-	5
C170	Manufacture of paper and paper products	s	-	-	-	-	-	-	-	-
C181	Printing and service activities related to printing	63	-	-	-	-	-	-	-	-
C192	Manufacture of refined petroleum products	s	-	-	-	-	-	-	-	-
C201	Manufacture of basic chemicals	3	-	-	-	-	-	-	-	-
C210	Manufacture of pharmaceuticals, medicinal chemical and botanical products	s	-	-	-	-	-	-	-	-
C231	Manufacture of glass and glass products	19	-	-	-	-	-	-	-	-
C239	Manufacture of non-metallic mineral products, n.e.c.									
C241	Manufacture of basic iron and steel	5	-	-	-	-	-	-	-	-
C242	Manufacture of basic precious and other non-ferrous metals									

*Continued*

TSBLE 2.1 - *Continued*

2009 PSIC Code	Region/ Industry Description	Number of Establishments	R&D Personnel as of 15 November							
			Total		Researchers		Technicians		Other R&D Personnel	
			Male	Female	Male	Female	Male	Female	Male	Female
			(1)	(2)	(3)	(4)	(5)	(6)	(7)	(8)
C251	Manufacture of structural metal products, tanks, reservoirs and steam generators	4	-	-	-	-	-	-	-	-
C259	Manufacture of other fabricated metal products; metal working service activities	22	-	-	-	-	-	-	-	-
C282	Manufacture of special purpose machinery	3	-	-	-	-	-	-	-	-
C293	Manufacture of parts and accessories for motor vehicles	s	-	-	-	-	-	-	-	-
C310	Manufacture of furniture	14	-	-	-	-	-	-	-	-
C329	Other manufacturing, n.e.c.	9	-	-	-	-	-	-	-	-
C331	Repair of fabricated metal products, machinery and equipment	9	-	-	-	-	-	-	-	-
	<b>VI - Western Visayas</b>	<b>1,208</b>	<b>72</b>	<b>35</b>	<b>7</b>	<b>5</b>	<b>44</b>	<b>3</b>	<b>21</b>	<b>27</b>
C101	Processing and preserving of meat	15	-	-	-	-	-	-	-	-
C102	Processing and preserving of fish, crustaceans and mollusks	20	5	-	-	-	5	-	-	-
C103	Processing and preserving of fruits and vegetables	3	-	-	-	-	-	-	-	-
C104	Manufacture of vegetable and animal oils and fats	3	-	2	-	-	-	-	-	2
C105	Manufacture of dairy products	4	-	-	-	-	-	-	-	-
C106	Manufacture of grain mill products, starches and starch products	77	1	3	-	2	1	1	-	-
C107	Manufacture of other food products	594	1	1	-	-	-	-	1	1
C108	Manufacture of prepared animal feeds	3	10	6	-	-	-	-	10	6
C110	Manufacture of beverages	180	12	12	-	-	6	-	6	12
C131	Spinning, weaving and finishing of textiles	5	-	-	-	-	-	-	-	-
C139	Manufacture of other textiles	3	-	-	-	-	-	-	-	-
C141	Manufacture of wearing apparel, except fur apparel	12	-	-	-	-	-	-	-	-
C142	Custom tailoring and dressmaking	28	-	-	-	-	-	-	-	-
C161	Sawmilling and planing of wood	11	-	-	-	-	-	-	-	-
C162	Manufacture of products of wood, cork, straw and plaiting materials									
C170	Manufacture of paper and paper products									
C181	Printing and service activities related to printing	79	-	-	-	-	-	-	-	-
C199	Manufacture of other fuel products	s	-	-	-	-	-	-	-	-
C201	Manufacture of basic chemicals	10	4	2	-	-	4	2	-	-
C202	Manufacture of other chemical products, n.e.c.	3	-	-	-	-	-	-	-	-
C210	Manufacture of pharmaceuticals, medicinal chemical and botanical products	4	9	5	1	3	6	-	2	2
C222	Manufacture of plastic products	8	4	4	-	-	2	-	2	4
C231	Manufacture of glass and glass products	49	-	-	-	-	-	-	-	-
C239	Manufacture of non-metallic mineral products, n.e.c.									
C241	Manufacture of basic iron and steel									
C243	Casting of metals	8	-	-	-	-	-	-	-	-

*Continued*

TSBLE 2.1 - *Continued*

2009 PSIC Code	Region/ Industry Description	Number of Establishments	R&D Personnel as of 15 November							
			Total		Researchers		Technicians		Other R&D Personnel	
			Male	Female	Male	Female	Male	Female	Male	Female
		(1)	(2)	(3)	(4)	(5)	(6)	(7)	(8)	(9)
C251	Manufacture of structural metal products, tanks, reservoirs and steam generators	4	-	-	-	-	-	-	-	-
C259	Manufacture of other fabricated metal products; metal working service activities	12	-	-	-	-	-	-	-	-
C273	Manufacture of wiring and wiring devices	s	-	-	-	-	-	-	-	-
C275	Manufacture of domestic appliances	s	-	-	-	-	-	-	-	-
C282	Manufacture of special purpose machinery	4	26	-	6	-	20	-	-	-
C310	Manufacture of furniture	44	-	-	-	-	-	-	-	-
C329	Other manufacturing, n.e.c.	5	-	-	-	-	-	-	-	-
C331	Repair of fabricated metal products, machinery and equipment	19	-	-	-	-	-	-	-	-
	<b>VII - Central Visayas</b>	<b>2,853</b>	<b>664</b>	<b>417</b>	<b>131</b>	<b>91</b>	<b>105</b>	<b>16</b>	<b>428</b>	<b>310</b>
C101	Processing and preserving of meat	28	2	11	-	3	1	4	1	4
C102	Processing and preserving of fish, crustaceans and mollusks	36	2	-	-	-	2	-	-	-
C103	Processing and preserving of fruits and vegetables	15	-	-	-	-	-	-	-	-
C104	Manufacture of vegetable and animal oils and fats	11	-	-	-	-	-	-	-	-
C105	Manufacture of dairy products	7	-	-	-	-	-	-	-	-
C106	Manufacture of grain mill products, starches and starch products	40	-	-	-	-	-	-	-	-
C107	Manufacture of other food products	1,297	2	1	1	-	1	-	-	1
C108	Manufacture of prepared animal feeds	10	32	12	3	8	18	2	11	2
C110	Manufacture of beverages	367	-	-	-	-	-	-	-	-
C131	Spinning, weaving and finishing of textiles	3	-	-	-	-	-	-	-	-
C139	Manufacture of other textiles	18	-	-	-	-	-	-	-	-
C141	Manufacture of wearing apparel, except fur apparel	43	32	45	4	6	8	-	20	39
C142	Custom tailoring and dressmaking	24	-	-	-	-	-	-	-	-
C151	Tanning and dressing of leather; manufacture of luggage and handbags	s	-	-	-	-	-	-	-	-
C152	Manufacture of footwear	14	4	2	-	-	4	-	-	2
C161	Sawmilling and planing of wood	29	29	38	-	29	19	-	10	10
C162	Manufacture of products of wood, cork, straw and plaiting materials									
C170	Manufacture of paper and paper products									
C181	Printing and service activities related to printing	222	-	-	-	-	-	-	-	-
C199	Manufacture of other fuel products	s	-	-	-	-	-	-	-	-
C201	Manufacture of basic chemicals	19	1	1	-	-	-	-	1	1
C202	Manufacture of other chemical products, n.e.c.	36	42	12	13	7	21	4	9	1
C203	Manufacture of man-made fibers									
C210	Manufacture of pharmaceuticals, medicinal chemical and botanical products	8	-	-	-	-	-	-	-	-

*Continued*

TSBLE 2.1 - Continued

2009 PSIC Code	Region/ Industry Description	Number of Establishments	R&D Personnel as of 15 November							
			Total		Researchers		Technicians		Other R&D Personnel	
			Male	Female	Male	Female	Male	Female	Male	Female
			(1)	(2)	(3)	(4)	(5)	(6)	(7)	(8)
C221	Manufacture of rubber products	9	-	-	-	-	-	-	-	-
C222	Manufacture of plastic products	70	5	2	-	-	5	-	-	2
C231	Manufacture of glass and glass products	9	-	-	-	-	-	-	-	-
C239	Manufacture of non-metallic mineral products, n.e.c.	76	12	-	6	-	3	-	3	-
C241	Manufacture of basic iron and steel	27	6	-	6	-	-	-	-	-
C242	Manufacture of basic precious and other non-ferrous metals									
C243	Casting of metals									
C251	Manufacture of structural metal products, tanks, reservoirs and steam generators	19	-	-	-	-	-	-	-	-
C252	Manufacture of weapons and ammunition	s	s	s	s	s	s	s	s	s
C259	Manufacture of other fabricated metal products; metal working service activities	47	-	-	-	-	-	-	-	-
C261	Manufacture of electronic components	13	3	2	3	2	-	-	-	-
C262	Manufacture of computers and peripheral equipment and accessories	4	16	11	11	7	5	4	-	-
C263	Manufacture of communication equipment									
C265	Manufacture of measuring, testing, navigating and control equipment; watches and clocks									
C267	Manufacture of optical instruments and photographic equipment	13	20	31	4	1	7	-	9	30
C271	Manufacture of electric motors, generators, transformers and electricity distribution and control apparatus	3	-	-	-	-	-	-	-	-
C273	Manufacture of wiring and wiring devices	s	-	-	-	-	-	-	-	-
C274	Manufacture of electric lighting equipment	4	10	4	-	-	-	-	10	4
C275	Manufacture of domestic appliances	3	15	3	1	-	3	-	11	3
C281	Manufacture of general purpose machinery	8	-	-	-	-	-	-	-	-
C282	Manufacture of special purpose machinery	7	-	1	-	1	-	-	-	-
C291	Manufacture of motor vehicles	8	-	-	-	-	-	-	-	-
C292	Manufacture of bodies (coachwork) for motor vehicles; manufacture of trailers and semi-trailers	10	-	-	-	-	-	-	-	-
C293	Manufacture of parts and accessories for motor vehicles									
C301	Building of ships and boats									
C309	Manufacture of transport equipment, n.e.c.	s	-	-	-	-	-	-	-	-
C310	Manufacture of furniture	133	322	199	11	8	5	-	306	190
C321	Manufacture of jewelry, bijouterie and related articles	37	36	21	-	-	-	-	36	21
C322	Manufacture of musical instruments	s	-	-	-	-	-	-	-	-
C323	Manufacture of sports goods	s	-	-	-	-	-	-	-	-
C324	Manufacture of games and toys	3	-	-	-	-	-	-	-	-
C325	Manufacture of medical and dental instruments and supplies	5	6	2	6	2	-	-	-	-
C329	Other manufacturing, n.e.c.	18	25	11	25	11	-	-	-	-

Continued

TSBLE 2.1 - *Continued*

2009 PSIC Code	Region/ Industry Description	Number of Establishments	R&D Personnel as of 15 November							
			Total		Researchers		Technicians		Other R&D Personnel	
			Male	Female	Male	Female	Male	Female	Male	Female
			(1)	(2)	(3)	(4)	(5)	(6)	(7)	(8)
C331	Repair of fabricated metal products, machinery and equipment	54	-	-	-	-	-	-	-	-
	<b>VIII - Eastern Visayas</b>	<b>871</b>	<b>145</b>	<b>1</b>	<b>-</b>	<b>-</b>	<b>-</b>	<b>-</b>	<b>145</b>	<b>1</b>
C101	Processing and preserving of meat	s	-	-	-	-	-	-	-	-
C102	Processing and preserving of fish, crustaceans and mollusks	3	-	-	-	-	-	-	-	-
C103	Processing and preserving of fruits and vegetables	s	-	-	-	-	-	-	-	-
C104	Manufacture of vegetable and animal oils and fats	6	-	-	-	-	-	-	-	-
C106	Manufacture of grain mill products, starches and starch products	97	-	-	-	-	-	-	-	-
C107	Manufacture of other food products	529	138	-	-	-	-	-	138	-
C110	Manufacture of beverages	108	-	-	-	-	-	-	-	-
C139	Manufacture of other textiles	s	-	-	-	-	-	-	-	-
C142	Custom tailoring and dressmaking	3	-	-	-	-	-	-	-	-
C162	Manufacture of products of wood, cork, straw and plaiting materials	s	-	-	-	-	-	-	-	-
C170	Manufacture of paper and paper products	3	-	-	-	-	-	-	-	-
C181	Printing and service activities related to printing	36	-	-	-	-	-	-	-	-
C192	Manufacture of refined petroleum products	s	-	-	-	-	-	-	-	-
C201	Manufacture of basic chemicals	7	6	1	-	-	-	-	6	1
C202	Manufacture of other chemical products, n.e.c.									
C210	Manufacture of pharmaceuticals, medicinal chemical and botanical products	s	-	-	-	-	-	-	-	-
C221	Manufacture of rubber products	s	-	-	-	-	-	-	-	-
C222	Manufacture of plastic products	s	s	s	s	s	s	s	s	s
C231	Manufacture of glass and glass products	6	-	-	-	-	-	-	-	-
C239	Manufacture of non-metallic mineral products, n.e.c.	18	-	-	-	-	-	-	-	-
C242	Manufacture of basic precious and other non-ferrous metals	s	-	-	-	-	-	-	-	-
C243	Casting of metals	s	-	-	-	-	-	-	-	-
C251	Manufacture of structural metal products, tanks, reservoirs and steam generators	s	-	-	-	-	-	-	-	-
C259	Manufacture of other fabricated metal products; metal working service activities	18	-	-	-	-	-	-	-	-
C273	Manufacture of wiring and wiring devices	s	-	-	-	-	-	-	-	-
C282	Manufacture of special purpose machinery	s	-	-	-	-	-	-	-	-
C310	Manufacture of furniture	9	-	-	-	-	-	-	-	-
C329	Other manufacturing, n.e.c.	7	-	-	-	-	-	-	-	-
C331	Repair of fabricated metal products, machinery and equipment	6	-	-	-	-	-	-	-	-

*Continued*



TSBLE 2.1 - Continued

2009 PSIC Code	Region/ Industry Description	Number of Establishments	R&D Personnel as of 15 November							
			Total		Researchers		Technicians		Other R&D Personnel	
			Male	Female	Male	Female	Male	Female	Male	Female
			(1)	(2)	(3)	(4)	(5)	(6)	(7)	(8)
	<b>IX - Zamboanga Peninsula</b>	<b>522</b>	<b>12</b>	<b>24</b>	<b>3</b>	<b>9</b>	<b>2</b>	<b>5</b>	<b>8</b>	<b>11</b>
C101	Processing and preserving of meat	6	-	-	-	-	-	-	-	-
C102	Processing and preserving of fish, crustaceans and mollusks	23	12	24	3	9	2	5	8	11
C103	Processing and preserving of fruits and vegetables	s	-	-	-	-	-	-	-	-
C104	Manufacture of vegetable and animal oils and fats	4	-	-	-	-	-	-	-	-
C105	Manufacture of dairy products	s	-	-	-	-	-	-	-	-
C106	Manufacture of grain mill products, starches and starch products	79	-	-	-	-	-	-	-	-
C107	Manufacture of other food products	244	-	-	-	-	-	-	-	-
C108	Manufacture of prepared animal feeds	s	-	-	-	-	-	-	-	-
C110	Manufacture of beverages	53	-	-	-	-	-	-	-	-
C142	Custom tailoring and dressmaking	10	-	-	-	-	-	-	-	-
C161	Sawmilling and planing of wood	3	-	-	-	-	-	-	-	-
C162	Manufacture of products of wood, cork, straw and plaiting materials									
C181	Printing and service activities related to printing	33	-	-	-	-	-	-	-	-
C202	Manufacture of other chemical products, n.e.c.	s	-	-	-	-	-	-	-	-
C221	Manufacture of rubber products	5	-	-	-	-	-	-	-	-
C222	Manufacture of plastic products	3	-	-	-	-	-	-	-	-
C231	Manufacture of glass and glass products	12	-	-	-	-	-	-	-	-
C239	Manufacture of non-metallic mineral products, n.e.c.									
C241	Manufacture of basic iron and steel	s	-	-	-	-	-	-	-	-
C251	Manufacture of structural metal products, tanks, reservoirs and steam generators	s	-	-	-	-	-	-	-	-
C259	Manufacture of other fabricated metal products; metal working service activities	5	-	-	-	-	-	-	-	-
C301	Building of ships and boats	s	-	-	-	-	-	-	-	-
C310	Manufacture of furniture	13	-	-	-	-	-	-	-	-
C324	Manufacture of games and toys	7	-	-	-	-	-	-	-	-
C329	Other manufacturing, n.e.c.									
C331	Repair of fabricated metal products, machinery and equipment	14	-	-	-	-	-	-	-	-
	<b>X - Northern Mindanao</b>	<b>774</b>	<b>93</b>	<b>46</b>	<b>19</b>	<b>15</b>	<b>18</b>	<b>7</b>	<b>56</b>	<b>24</b>
C101	Processing and preserving of meat	14	-	-	-	-	-	-	-	-
C102	Processing and preserving of fish, crustaceans and mollusks	s	-	-	-	-	-	-	-	-
C103	Processing and preserving of fruits and vegetables	12	17	7	2	5	3	-	12	2
C104	Manufacture of vegetable and animal oils and fats	10	2	1	2	1	-	-	-	-
C105	Manufacture of dairy products	6	-	-	-	-	-	-	-	-

Continued

TSBLE 2.1 - Continued

2009 PSIC Code	Region/ Industry Description	Number of Establishments	R&D Personnel as of 15 November							
			Total		Researchers		Technicians		Other R&D Personnel	
			Male	Female	Male	Female	Male	Female	Male	Female
			(1)	(2)	(3)	(4)	(5)	(6)	(7)	(8)
C106	Manufacture of grain mill products, starches and starch products	85	-	-	-	-	-	-	-	-
C107	Manufacture of other food products	311	60	22	12	2	12	2	36	18
C108	Manufacture of prepared animal feeds	6	-	-	-	-	-	-	-	-
C110	Manufacture of beverages	51	-	-	-	-	-	-	-	-
C139	Manufacture of other textiles	s	-	-	-	-	-	-	-	-
C141	Manufacture of wearing apparel, except fur apparel	4	-	-	-	-	-	-	-	-
C142	Custom tailoring and dressmaking	25	-	-	-	-	-	-	-	-
C152	Manufacture of footwear	s	s	s	s	s	s	s	s	s
C161	Sawmilling and planing of wood	21	-	-	-	-	-	-	-	-
C162	Manufacture of products of wood, cork, straw and plaiting materials	9	-	-	-	-	-	-	-	-
C170	Manufacture of paper and paper products	8	-	-	-	-	-	-	-	-
C181	Printing and service activities related to printing	70	-	-	-	-	-	-	-	-
C192	Manufacture of refined petroleum products	s	-	-	-	-	-	-	-	-
C201	Manufacture of basic chemicals	10	6	6	1	2	-	4	5	-
C202	Manufacture of other chemical products, n.e.c.	4	-	-	-	-	-	-	-	-
C210	Manufacture of pharmaceuticals, medicinal chemical and botanical products	s	s	s	s	s	s	s	s	s
C221	Manufacture of rubber products	s	-	-	-	-	-	-	-	-
C222	Manufacture of plastic products	5	2	3	2	3	-	-	-	-
C231	Manufacture of glass and glass products	27	-	-	-	-	-	-	-	-
C239	Manufacture of non-metallic mineral products, n.e.c.		-	-	-	-	-	-	-	-
C241	Manufacture of basic iron and steel	11	-	-	-	-	-	-	-	-
C243	Casting of metals	s	-	-	-	-	-	-	-	-
C251	Manufacture of structural metal products, tanks, reservoirs and steam generators	5	-	-	-	-	-	-	-	-
C252	Manufacture of weapons and ammunition	s	-	-	-	-	-	-	-	-
C259	Manufacture of other fabricated metal products; metal working service activities	11	-	-	-	-	-	-	-	-
C282	Manufacture of special purpose machinery	4	-	-	-	-	-	-	-	-
C291	Manufacture of motor vehicles	4	-	-	-	-	-	-	-	-
C292	Manufacture of bodies (coachwork) for motor vehicles; manufacture of trailers and semi-trailers	s	-	-	-	-	-	-	-	-
C310	Manufacture of furniture	13	-	-	-	-	-	-	-	-
C321	Manufacture of jewelry, bijouterie and related articles	3	-	-	-	-	-	-	-	-
C324	Manufacture of games and toys		-	-	-	-	-	-	-	-
C325	Manufacture of medical and dental instruments and supplies		-	-	-	-	-	-	-	-
C329	Other manufacturing, n.e.c.		4	2	1	-	-	2	1	-
C331	Repair of fabricated metal products, machinery and equipment	28	-	-	-	-	-	-	-	-

Continued

TSBLE 2.1 - Continued

2009 PSIC Code	Region/ Industry Description	Number of Establishments	R&D Personnel as of 15 November								
			Total		Researchers		Technicians		Other R&D Personnel		
			Male	Female	Male	Female	Male	Female	Male	Female	
		(1)	(2)	(3)	(4)	(5)	(6)	(7)	(8)	(9)	
	<b>XI - Davao Region</b>	<b>1,173</b>	<b>45</b>	<b>50</b>	<b>8</b>	<b>6</b>	<b>19</b>	<b>2</b>	<b>17</b>	<b>42</b>	
C101	Processing and preserving of meat	14	-	-	-	-	-	-	-	-	
C102	Processing and preserving of fish, crustaceans and mollusks	3	-	-	-	-	-	-	-	-	
C103	Processing and preserving of fruits and vegetables	15	7	1	2	-	2	-	2	1	
C104	Manufacture of vegetable and animal oils and fats	19	-	-	-	-	-	-	-	-	
C105	Manufacture of dairy products	3	-	-	-	-	-	-	-	-	
C106	Manufacture of grain mill products, starches and starch products	70	-	-	-	-	-	-	-	-	
C107	Manufacture of other food products	551	3	6	3	5	-	-	-	1	
C108	Manufacture of prepared animal feeds	11	-	-	-	-	-	-	-	-	
C110	Manufacture of beverages	64	-	-	-	-	-	-	-	-	
C120	Manufacture of tobacco products	s	-	-	-	-	-	-	-	-	
C131	Spinning, weaving and finishing of textiles	4	5	3	-	-	2	-	3	3	
C139	Manufacture of other textiles	9	-	-	-	-	-	-	-	-	
C141	Manufacture of wearing apparel, except fur apparel	4	-	-	-	-	-	-	-	-	
C142	Custom tailoring and dressmaking	53	-	-	-	-	-	-	-	-	
C152	Manufacture of footwear	4	-	-	-	-	-	-	-	-	
C161	Sawmilling and planing of wood	}									
C162	Manufacture of products of wood, cork, straw and plaiting materials	}	22	7	13	1	-	4	-	2	13
		}									
C170	Manufacture of paper and paper products	13	-	-	-	-	-	-	-	-	
C181	Printing and service activities related to printing	78	-	-	-	-	-	-	-	-	
C192	Manufacture of refined petroleum products	s	-	-	-	-	-	-	-	-	
C201	Manufacture of basic chemicals	11	-	-	-	-	-	-	-	-	
C202	Manufacture of other chemical products, n.e.c.	17	4	2	2	-	2	2	-	-	
C210	Manufacture of pharmaceuticals, medicinal chemical and botanical products	4	-	1	-	1	-	-	-	-	
C221	Manufacture of rubber products	4	-	-	-	-	-	-	-	-	
C222	Manufacture of plastic products	28	-	-	-	-	-	-	-	-	
C231	Manufacture of glass and glass products	4	-	-	-	-	-	-	-	-	
C239	Manufacture of non-metallic mineral products, n.e.c.	20	-	-	-	-	-	-	-	-	
C241	Manufacture of basic iron and steel	17	-	-	-	-	-	-	-	-	
C242	Manufacture of basic precious and other non-ferrous metals	4	-	-	-	-	-	-	-	-	
C243	Casting of metals	s	-	-	-	-	-	-	-	-	
C251	Manufacture of structural metal products, tanks, reservoirs and steam generators	12	-	-	-	-	-	-	-	-	
C252	Manufacture of weapons and ammunition	s	-	-	-	-	-	-	-	-	
C259	Manufacture of other fabricated metal products; metal working service activities	23	-	-	-	-	-	-	-	-	

Continued

TSBLE 2.1 - Continued

2009 PSIC Code	Region/ Industry Description	Number of Establishments	R&D Personnel as of 15 November							
			Total		Researchers		Technicians		Other R&D Personnel	
			Male	Female	Male	Female	Male	Female	Male	Female
		(1)	(2)	(3)	(4)	(5)	(6)	(7)	(8)	(9)
C265	Manufacture of measuring, testing, navigating and control equipment; watches and clocks	s	-	-	-	-	-	-	-	-
C275	Manufacture of domestic appliances	s	-	-	-	-	-	-	-	-
C279	Manufacture of other electrical equipment	s	-	-	-	-	-	-	-	-
C281	Manufacture of general purpose machinery	3	-	-	-	-	-	-	-	-
C282	Manufacture of special purpose machinery	6	-	-	-	-	-	-	-	-
C291	Manufacture of motor vehicles	s	s	s	s	s	s	s	s	s
C293	Manufacture of parts and accessories for motor vehicles	s	-	-	-	-	-	-	-	-
C301	Building of ships and boats	}	3	-	-	-	-	-	-	-
C309	Manufacture of transport equipment, n.e.c.									
C310	Manufacture of furniture	27	16	24	-	-	8	-	8	24
C321	Manufacture of jewelry, bijouterie and related articles	s	-	-	-	-	-	-	-	-
C329	Other manufacturing, n.e.c.	6	-	-	-	-	-	-	-	-
C331	Repair of fabricated metal products, machinery and equipment	37	-	-	-	-	-	-	-	-
	<b>XII - SOCCSKSARGEN</b>	<b>629</b>	<b>58</b>	<b>112</b>	<b>5</b>	<b>7</b>	<b>21</b>	<b>21</b>	<b>32</b>	<b>84</b>
C101	Processing and preserving of meat	9	-	-	-	-	-	-	-	-
C102	Processing and preserving of fish, crustaceans and mollusks	24	13	24	1	6	1	1	11	17
C103	Processing and preserving of fruits and vegetables	3	-	-	-	-	-	-	-	-
C104	Manufacture of vegetable and animal oils and fats	5	1	1	-	1	1	-	-	-
C105	Manufacture of dairy products	s	-	-	-	-	-	-	-	-
C106	Manufacture of grain mill products, starches and starch products	110	-	-	-	-	-	-	-	-
C107	Manufacture of other food products	203	-	-	-	-	-	-	-	-
C108	Manufacture of prepared animal feeds	5	-	-	-	-	-	-	-	-
C110	Manufacture of beverages	37	-	-	-	-	-	-	-	-
C131	Spinning, weaving and finishing of textiles	}	3	-	-	-	-	-	-	-
C139	Manufacture of other textiles									
C141	Manufacture of wearing apparel, except fur apparel	4	16	27	-	-	9	20	7	7
C142	Custom tailoring and dressmaking	8	-	-	-	-	-	-	-	-
C152	Manufacture of footwear	s	-	-	-	-	-	-	-	-
C161	Sawmilling and planing of wood	3	-	-	-	-	-	-	-	-
C162	Manufacture of products of wood, cork, straw and plaiting materials	5	-	-	-	-	-	-	-	-
C170	Manufacture of paper and paper products	s	-	-	-	-	-	-	-	-
C181	Printing and service activities related to printing	70	-	-	-	-	-	-	-	-
C192	Manufacture of refined petroleum products	s	-	-	-	-	-	-	-	-
C201	Manufacture of basic chemicals	4	-	-	-	-	-	-	-	-
C202	Manufacture of other chemical products, n.e.c.	5	-	-	-	-	-	-	-	-

Continued

TSBLE 2.1 - Continued

2009 PSIC Code	Region/ Industry Description	Number of Establishments	R&D Personnel as of 15 November							
			Total		Researchers		Technicians		Other R&D Personnel	
			Male	Female	Male	Female	Male	Female	Male	Female
			(1)	(2)	(3)	(4)	(5)	(6)	(7)	(8)
C210	Manufacture of pharmaceuticals, medicinal chemical and botanical products	s	-	-	-	-	-	-	-	-
C221	Manufacture of rubber products	5	-	-	-	-	-	-	-	-
C222	Manufacture of plastic products	s	-	-	-	-	-	-	-	-
C231	Manufacture of glass and glass products	20	-	-	-	-	-	-	-	-
C239	Manufacture of non-metallic mineral products, n.e.c.		-	-	-	-	-	-	-	-
C241	Manufacture of basic iron and steel	4	-	-	-	-	-	-	-	-
C243	Casting of metals	s	-	-	-	-	-	-	-	-
C251	Manufacture of structural metal products, tanks, reservoirs and steam generators	4	-	-	-	-	-	-	-	-
C259	Manufacture of other fabricated metal products; metal working service activities	38	-	-	-	-	-	-	-	-
C282	Manufacture of special purpose machinery	4	-	-	-	-	-	-	-	-
C301	Building of ships and boats	3	18	10	4	-	10	-	4	10
C309	Manufacture of transport equipment, n.e.c.									
C310	Manufacture of furniture	11	-	-	-	-	-	-	-	-
C323	Manufacture of sports goods	s	-	-	-	-	-	-	-	-
C331	Repair of fabricated metal products, machinery and equipment	31	10	51	-	-	-	-	10	51
	<b>XIII - Caraga</b>	<b>440</b>	-	-	-	-	-	-	-	-
C101	Processing and preserving of meat	4	-	-	-	-	-	-	-	-
C102	Processing and preserving of fish, crustaceans and mollusks	s	-	-	-	-	-	-	-	-
C103	Processing and preserving of fruits and vegetables	s	-	-	-	-	-	-	-	-
C104	Manufacture of vegetable and animal oils and fats	5	-	-	-	-	-	-	-	-
C106	Manufacture of grain mill products, starches and starch products	49	-	-	-	-	-	-	-	-
C107	Manufacture of other food products	185	-	-	-	-	-	-	-	-
C108	Manufacture of prepared animal feeds	s	-	-	-	-	-	-	-	-
C110	Manufacture of beverages	71	-	-	-	-	-	-	-	-
C139	Manufacture of other textiles	s	-	-	-	-	-	-	-	-
C142	Custom tailoring and dressmaking	9	-	-	-	-	-	-	-	-
C152	Manufacture of footwear	s	-	-	-	-	-	-	-	-
C161	Sawmilling and planing of wood	5	-	-	-	-	-	-	-	-
C162	Manufacture of products of wood, cork, straw and plaiting materials	10	-	-	-	-	-	-	-	-
C181	Printing and service activities related to printing	33	-	-	-	-	-	-	-	-
C199	Manufacture of other fuel products	s	-	-	-	-	-	-	-	-
C201	Manufacture of basic chemicals	5	-	-	-	-	-	-	-	-
C202	Manufacture of other chemical products, n.e.c.									
C221	Manufacture of rubber products	s	-	-	-	-	-	-	-	-

Continued

TABLE 2.1 - *Concluded*

2009 PSIC Code	Region/ Industry Description	Number of Establishments	R&D Personnel as of 15 November								
			Total		Researchers		Technicians		Other R&D Personnel		
			Male	Female	Male	Female	Male	Female	Male	Female	
			(1)	(2)	(3)	(4)	(5)	(6)	(7)	(8)	(9)
C231	Manufacture of glass and glass products	}	14	-	-	-	-	-	-	-	-
C239	Manufacture of non-metallic mineral products, n.e.c.	}									
C241	Manufacture of basic iron and steel	}									
C242	Manufacture of basic precious and other non-ferrous metals	}	3	-	-	-	-	-	-	-	-
C251	Manufacture of structural metal products, tanks, reservoirs and steam generators	}									
C259	Manufacture of other fabricated metal products; metal working service activities	}	11	-	-	-	-	-	-	-	-
C282	Manufacture of special purpose machinery	s		-	-	-	-	-	-	-	-
C301	Building of ships and boats	s		-	-	-	-	-	-	-	-
C309	Manufacture of transport equipment, n.e.c.	s		-	-	-	-	-	-	-	-
C310	Manufacture of furniture		10	-	-	-	-	-	-	-	-
C321	Manufacture of jewelry, bijouterie and related articles		4	-	-	-	-	-	-	-	-
C324	Manufacture of games and toys	}	3	-	-	-	-	-	-	-	-
C329	Other manufacturing, n.e.c.	}									
C331	Repair of fabricated metal products, machinery and equipment		10	-	-	-	-	-	-	-	-
	Autonomous Region in Muslim Mindanao		57	-	-	-	-	-	-	-	-
C101	Processing and preserving of meat	s		-	-	-	-	-	-	-	-
C104	Manufacture of vegetable and animal oils and fats	s		-	-	-	-	-	-	-	-
C106	Manufacture of grain mill products, starches and starch products		21	-	-	-	-	-	-	-	-
C107	Manufacture of other food products		18	-	-	-	-	-	-	-	-
C108	Manufacture of prepared animal feeds	s		-	-	-	-	-	-	-	-
C110	Manufacture of beverages		7	-	-	-	-	-	-	-	-
C142	Custom tailoring and dressmaking	s		-	-	-	-	-	-	-	-
C221	Manufacture of rubber products	s		-	-	-	-	-	-	-	-
C239	Manufacture of non-metallic mineral products, n.e.c.	s		-	-	-	-	-	-	-	-
C301	Building of ships and boats	s		-	-	-	-	-	-	-	-
C310	Manufacture of furniture	s		-	-	-	-	-	-	-	-

- zero value

} Combined data

s Suppressed data

Notes: Details may not add-up to total due to rounding and/or statistical disclosure control.

Source: Philippine Statistics Authority, 2019 Annual Survey of Philippine Business and Industry (Final Results)

Table 2.2. Number of Establishments with Workers on Sub-Contract Agreement or Under Manpower Agencies/Contractors by Sex for Manufacturing Establishments by Region and Industry Group: Philippines, 2019

2009 PSIC Code	Region/ Industry Description	Number of Establishments	Workers on Sub-Contract Agreement or Under Manpower Agencies/Contractors		
			Total	Male	Female
			(1)	(2)	(3)
	<b>Philippines</b>	<b>24,270</b>	<b>357,398</b>	<b>209,291</b>	<b>148,107</b>
C101	Processing and preserving of meat	294	17,818	11,491	6,327
C102	Processing and preserving of fish, crustaceans and mollusks	225	22,030	11,395	10,635
C103	Processing and preserving of fruits and vegetables	144	8,373	4,620	3,754
C104	Manufacture of vegetable and animal oils and fats	136	18,622	12,672	5,950
C105	Manufacture of dairy products	89	3,818	3,232	586
C106	Manufacture of grain mill products, starches and starch products	1,218	1,275	1,246	29
C107	Manufacture of other food products	7,739	34,067	23,933	10,134
C108	Manufacture of prepared animal feeds	196	4,480	4,131	350
C110	Manufacture of beverages	2,637	14,997	12,424	2,574
C120	Manufacture of tobacco products	19	1,287	801	486
C131	Spinning, weaving and finishing of textiles	109	272	178	93
C139	Manufacture of other textiles	254	7,435	3,867	3,568
C141	Manufacture of wearing apparel, except fur apparel	849	5,679	2,647	3,031
C142	Custom tailoring and dressmaking	500	7	7	-
C143	Manufacture of knitted and crocheted apparel	19	201	72	129
C151	Tanning and dressing of leather; manufacture of luggage and handbags	46	5	4	1
C152	Manufacture of footwear	148	787	360	428
C161	Sawmilling and planing of wood	48	482	432	50
C162	Manufacture of products of wood, cork, straw and plaiting materials	290	1,911	1,472	439
C170	Manufacture of paper and paper products	361	8,783	7,332	1,450
C181	Printing and service activities related to printing	2,113	5,099	3,373	1,726
C182	Reproduction of recorded media	6	183	137	46
C192	Manufacture of refined petroleum products	26	32	32	-
C199	Manufacture of other fuel products	7	306	288	18
C201	Manufacture of basic chemicals	196	1,909	1,349	559
C202	Manufacture of other chemical products, n.e.c.	390	13,297	7,825	5,472
C203	Manufacture of man-made fibers	3	37	18	19
C210	Manufacture of pharmaceuticals, medicinal chemical and botanical products	121	1,380	934	446
C221	Manufacture of rubber products	147	3,611	2,845	767
C222	Manufacture of plastic products	820	23,667	14,556	9,111
C231	Manufacture of glass and glass products	92	2,303	2,169	134
C239	Manufacture of non-metallic mineral products, n.e.c.	654	6,841	6,482	360
C241	Manufacture of basic iron and steel	299	2,212	2,136	76
C242	Manufacture of basic precious and other non-ferrous metals	33	4,150	3,735	415

Continued

TABLE 2.2 - *Continued*

2009 PSIC Code	Region/ Industry Description	Number of Establishments	Workers on Sub-Contract Agreement or Under Manpower Agencies/Contractors		
			Total	Male	Female
			(1)	(2)	(3)
C243	Casting of metals	52	1,409	1,092	317
C251	Manufacture of structural metal products, tanks, reservoirs and steam generators	428	4,069	2,967	1,102
C252	Manufacture of weapons and ammunition	14	4	4	-
C259	Manufacture of other fabricated metal products; metal working service activities	761	11,999	9,311	2,688
C261	Manufacture of electronic components	145	56,369	13,129	43,241
C262	Manufacture of computers and peripheral equipment and accessories	32	4,546	1,632	2,914
C263	Manufacture of communication equipment	12	957	77	880
C264	Manufacture of consumer electronics	18	162	43	119
C265	Manufacture of measuring, testing, navigating and control equipment; watches and clocks	21	278	77	201
C267	Manufacture of optical instruments and photographic equipment	21	3,288	1,044	2,244
C271	Manufacture of electric motors, generators, transformers and electricity distribution and control apparatus	56	912	683	229
C272	Manufacture of batteries and accumulators	11	184	168	17
C273	Manufacture of wiring and wiring devices	57	4,026	1,961	2,064
C274	Manufacture of electric lighting equipment	38	925	300	625
C275	Manufacture of domestic appliances	44	915	710	205
C279	Manufacture of other electrical equipment	24	513	112	401
C281	Manufacture of general purpose machinery	132	3,112	1,615	1,497
C282	Manufacture of special purpose machinery	210	6,605	2,512	4,093
C291	Manufacture of motor vehicles	41	2,225	1,961	264
C292	Manufacture of bodies (coachwork) for motor vehicles; manufacture of trailers and semi-trailers	27	3,132	3,076	56
C293	Manufacture of parts and accessories for motor vehicles	115	13,471	6,929	6,542
C301	Building of ships and boats	32	1,334	1,240	94
C303	Manufacture of air and spacecraft and related machinery	9	387	319	68
C309	Manufacture of transport equipment, n.e.c.	73	1,335	1,158	177
C310	Manufacture of furniture	717	9,136	5,672	3,463
C321	Manufacture of jewelry, bijouterie and related articles	77	1,033	158	874
C322	Manufacture of musical instruments	3	-	-	-
C323	Manufacture of sports goods	23	1,432	716	716
C324	Manufacture of games and toys	31	1,048	391	658
C325	Manufacture of medical and dental instruments and supplies	48	2,340	605	1,735
C329	Other manufacturing, n.e.c.	214	1,297	428	869
C331	Repair of fabricated metal products, machinery and equipment	551	1,600	1,006	594
C332	Installation of industrial machinery and equipment	8	1	1	-

*Continued*



TABLE 2.2 - *Continued*

2009 PSIC Code	Region/ Industry Description	Number of Establishments	Workers on Sub-Contract Agreement or Under Manpower Agencies/Contractors		
			Total	Male	Female
			(1)	(2)	(3)
	<b>National Capital Region</b>	<b>6,369</b>	<b>52,214</b>	<b>37,600</b>	<b>14,614</b>
C101	Processing and preserving of meat	37	424	315	109
C102	Processing and preserving of fish, crustaceans and mollusks	38	144	49	95
C103	Processing and preserving of fruits and vegetables	42	385	312	72
C104	Manufacture of vegetable and animal oils and fats	18	450	390	60
C105	Manufacture of dairy products	26	108	102	6
C106	Manufacture of grain mill products, starches and starch products	18	227	224	3
C107	Manufacture of other food products	1,093	1,591	952	639
C108	Manufacture of prepared animal feeds	12	-	-	-
C110	Manufacture of beverages	628	8,089	6,132	1,957
C120	Manufacture of tobacco products	6	635	331	304
C131	Spinning, weaving and finishing of textiles	42	-	-	-
C139	Manufacture of other textiles	128	386	206	180
C141	Manufacture of wearing apparel, except fur apparel	362	2,484	1,454	1,031
C142	Custom tailoring and dressmaking	156	-	-	-
C143	Manufacture of knitted and crocheted apparel	15	168	62	106
C151	Tanning and dressing of leather; manufacture of luggage and handbags	28	5	4	1
C152	Manufacture of footwear	78	-	-	-
C161	Sawmilling and planing of wood	9	6	6	-
C162	Manufacture of products of wood, cork, straw and plaiting materials	49	54	54	-
C170	Manufacture of paper and paper products	205	3,591	3,436	154
C181	Printing and service activities related to printing	999	3,165	2,220	945
C182	Reproduction of recorded media	4	-	-	-
C192	Manufacture of refined petroleum products	10	15	14	1
C199	Manufacture of other fuel products				
C201	Manufacture of basic chemicals	66	748	381	367
C202	Manufacture of other chemical products, n.e.c.	198	8,541	4,929	3,612
C203	Manufacture of man-made fibers				
C210	Manufacture of pharmaceuticals, medicinal chemical and botanical products	47	119	93	26
C221	Manufacture of rubber products	69	1,259	1,259	-
C222	Manufacture of plastic products	439	5,359	3,377	1,981
C231	Manufacture of glass and glass products	29	-	-	-
C239	Manufacture of non-metallic mineral products, n.e.c.	89	466	466	-
C241	Manufacture of basic iron and steel	100	305	305	-
C242	Manufacture of basic precious and other non-ferrous metals	6	181	181	-
C243	Casting of metals	20	-	-	-

*Continued*

TABLE 2.2 - *Continued*

2009 PSIC Code	Region/ Industry Description	Number of Establishments	Workers on Sub-Contract Agreement or Under Manpower Agencies/Contractors		
			Total	Male	Female
			(1)	(2)	(3)
C251	Manufacture of structural metal products, tanks, reservoirs and steam generators	208	2,438	2,004	435
C252	Manufacture of weapons and ammunition	10	-	-	-
C259	Manufacture of other fabricated metal products; metal working service activities	282	5,404	5,167	237
C261	Manufacture of electronic components	14	104	72	32
C262	Manufacture of computers and peripheral equipment and accessories	3	-	-	-
C263	Manufacture of communication equipment				
C264	Manufacture of consumer electronics	5	-	-	-
C265	Manufacture of measuring, testing, navigating and control equipment; watches and clocks	9	-	-	-
C267	Manufacture of optical instruments and photographic equipment				
C271	Manufacture of electric motors, generators, transformers and electricity distribution and control apparatus	19	-	-	-
C272	Manufacture of batteries and accumulators	4	114	104	11
C273	Manufacture of wiring and wiring devices	22	86	56	30
C274	Manufacture of electric lighting equipment	12	-	-	-
C275	Manufacture of domestic appliances	20	-	-	-
C279	Manufacture of other electrical equipment	s	s	s	s
C281	Manufacture of general purpose machinery	59	90	90	-
C282	Manufacture of special purpose machinery	75	596	368	228
C291	Manufacture of motor vehicles	13	80	72	9
C292	Manufacture of bodies (coachwork) for motor vehicles; manufacture of trailers and semi-trailers	7	39	39	-
C293	Manufacture of parts and accessories for motor vehicles	22	-	-	-
C301	Building of ships and boats	10	-	-	-
C303	Manufacture of air and spacecraft and related machinery				
C309	Manufacture of transport equipment, n.e.c.	27	293	267	26
C310	Manufacture of furniture	203	2,919	1,523	1,396
C321	Manufacture of jewelry, bijouterie and related articles	14	91	42	49
C322	Manufacture of musical instruments	s	-	-	-
C323	Manufacture of sports goods	6	133	95	38
C324	Manufacture of games and toys	12	678	230	449
C325	Manufacture of medical and dental instruments and supplies	18	70	47	23
C329	Other manufacturing, n.e.c.	69	114	111	2
C331	Repair of fabricated metal products, machinery and equipment	147	56	56	-
C332	Installation of industrial machinery and equipment	s	s	s	s

*Continued*

TABLE 2.2 - *Continued*

2009 PSIC Code	Region/ Industry Description	Number of Establishments	Workers on Sub-Contract Agreement or Under Manpower Agencies/Contractors		
			Total	Male	Female
			(1)	(2)	(3)
	<b>Cordillera Administrative Region</b>	<b>316</b>	<b>532</b>	<b>446</b>	<b>86</b>
C101	Processing and preserving of meat	s	-	-	-
C103	Processing and preserving of fruits and vegetables	3	-	-	-
C105	Manufacture of dairy products	s	-	-	-
C106	Manufacture of grain mill products, starches and starch products	37	-	-	-
C107	Manufacture of other food products	110	124	124	-
C110	Manufacture of beverages	50	-	-	-
C131	Spinning, weaving and finishing of textiles	16	3	-	3
C139	Manufacture of other textiles				
C141	Manufacture of wearing apparel, except fur apparel	s	-	-	-
C142	Custom tailoring and dressmaking	20	-	-	-
C162	Manufacture of products of wood, cork, straw and plaiting materials	s	-	-	-
C170	Manufacture of paper and paper products	s	-	-	-
C181	Printing and service activities related to printing	38	-	-	-
C201	Manufacture of basic chemicals	s	-	-	-
C202	Manufacture of other chemical products, n.e.c.	s	-	-	-
C221	Manufacture of rubber products	5	8	-	8
C222	Manufacture of plastic products				
C231	Manufacture of glass and glass products	s	-	-	-
C239	Manufacture of non-metallic mineral products, n.e.c.	s	-	-	-
C241	Manufacture of basic iron and steel	s	-	-	-
C242	Manufacture of basic precious and other non-ferrous metals	s	-	-	-
C251	Manufacture of structural metal products, tanks, reservoirs and steam generators	4	-	-	-
C259	Manufacture of other fabricated metal products; metal working service activities	5	-	-	-
C261	Manufacture of electronic components	4	4	2	2
C281	Manufacture of general purpose machinery	3	-	-	-
C282	Manufacture of special purpose machinery				
C303	Manufacture of air and spacecraft and related machinery	s	s	s	s
C310	Manufacture of furniture	s	s	s	s
C321	Manufacture of jewelry, bijouterie and related articles	s	-	-	-
C331	Repair of fabricated metal products, machinery and equipment	4	-	-	-
	<b>I - Ilocos Region</b>	<b>746</b>	<b>866</b>	<b>645</b>	<b>221</b>
C101	Processing and preserving of meat	14	330	198	132
C102	Processing and preserving of fish, crustaceans and mollusks	15	-	-	-

*Continued*

TABLE 2.2 - *Continued*

2009 PSIC Code	Region/ Industry Description	Number of Establishments	Workers on Sub-Contract Agreement or Under Manpower Agencies/Contractors		
			Total	Male	Female
			(1)	(2)	(3)
C103	Processing and preserving of fruits and vegetables	s	s	s	s
C105	Manufacture of dairy products	s	-	-	-
C106	Manufacture of grain mill products, starches and starch products	61	-	-	-
C107	Manufacture of other food products	274	213	162	51
C108	Manufacture of prepared animal feeds	4	-	-	-
C110	Manufacture of beverages	126	208	189	19
C120	Manufacture of tobacco products	3	-	-	-
C131	Spinning, weaving and finishing of textiles	6	10	-	10
C141	Manufacture of wearing apparel, except fur apparel	3	-	-	-
C142	Custom tailoring and dressmaking	9	-	-	-
C162	Manufacture of products of wood, cork, straw and plaiting materials	12	-	-	-
C170	Manufacture of paper and paper products	s	-	-	-
C181	Printing and service activities related to printing	62	-	-	-
C201	Manufacture of basic chemicals	7	57	51	6
C202	Manufacture of other chemical products, n.e.c.				
C210	Manufacture of pharmaceuticals, medicinal chemical and botanical products				
C221	Manufacture of rubber products	s	-	-	-
C222	Manufacture of plastic products	s	-	-	-
C239	Manufacture of non-metallic mineral products, n.e.c.	26	-	-	-
C241	Manufacture of basic iron and steel	6	22	20	2
C251	Manufacture of structural metal products, tanks, reservoirs and steam generators	11	-	-	-
C259	Manufacture of other fabricated metal products; metal working service activities	17	-	-	-
C282	Manufacture of special purpose machinery	5	-	-	-
C292	Manufacture of bodies (coachwork) for motor vehicles; manufacture of trailers and semi-trailers	6	-	-	-
C293	Manufacture of parts and accessories for motor vehicles				
C309	Manufacture of transport equipment, n.e.c.	s	s	s	s
C310	Manufacture of furniture	36	-	-	-
C321	Manufacture of jewelry, bijouterie and related articles	16	-	-	-
C324	Manufacture of games and toys				
C329	Other manufacturing, n.e.c.				
C331	Repair of fabricated metal products, machinery and equipment	21	-	-	-
<b>II - Cagayan Valley</b>		<b>403</b>	<b>467</b>	<b>442</b>	<b>25</b>
C101	Processing and preserving of meat	4	2	2	-

*Continued*

TABLE 2.2 - *Continued*

2009 PSIC Code	Region/ Industry Description	Number of Establishments	Workers on Sub-Contract Agreement or Under Manpower Agencies/Contractors		
			Total	Male	Female
			(1)	(2)	(3)
C102	Processing and preserving of fish, crustaceans and mollusks	s	-	-	-
C103	Processing and preserving of fruits and vegetables	3	-	-	-
C105	Manufacture of dairy products	s	s	s	s
C106	Manufacture of grain mill products, starches and starch products	39	-	-	-
C107	Manufacture of other food products	194	70	70	-
C108	Manufacture of prepared animal feeds	5	66	62	4
C110	Manufacture of beverages	46	-	-	-
C120	Manufacture of tobacco products	s	-	-	-
C131	Spinning, weaving and finishing of textiles	s	-	-	-
C139	Manufacture of other textiles	s	-	-	-
C142	Custom tailoring and dressmaking	7	-	-	-
C162	Manufacture of products of wood, cork, straw and plaiting materials	3	5	2	3
C181	Printing and service activities related to printing	37	-	-	-
C182	Reproduction of recorded media	s	-	-	-
C192	Manufacture of refined petroleum products	s	-	-	-
C199	Manufacture of other fuel products	s	s	s	s
C201	Manufacture of basic chemicals	s	-	-	-
C231	Manufacture of glass and glass products	15	-	-	-
C239	Manufacture of non-metallic mineral products, n.e.c.				
C251	Manufacture of structural metal products, tanks, reservoirs and steam generators	4	-	-	-
C259	Manufacture of other fabricated metal products; metal working service activities	9	-	-	-
C282	Manufacture of special purpose machinery	3	24	24	-
C310	Manufacture of furniture	13	-	-	-
C321	Manufacture of jewelry, bijouterie and related articles	s	-	-	-
C329	Other manufacturing, n.e.c.	s	-	-	-
C331	Repair of fabricated metal products, machinery and equipment	9	-	-	-
<b>III - Central Luzon</b>		<b>2,456</b>	<b>60,665</b>	<b>34,918</b>	<b>25,747</b>
C101	Processing and preserving of meat	79	2,586	2,193	392
C102	Processing and preserving of fish, crustaceans and mollusks	23	690	392	298
C103	Processing and preserving of fruits and vegetables	18	1,489	961	528
C104	Manufacture of vegetable and animal oils and fats	3	9	9	-
C105	Manufacture of dairy products	11	228	169	59
C106	Manufacture of grain mill products, starches and starch products	134	384	371	13

*Continued*

TABLE 2.2 - *Continued*

2009 PSIC Code	Region/ Industry Description	Number of Establishments	Workers on Sub-Contract Agreement or Under Manpower Agencies/Contractors		
			Total	Male	Female
			(1)	(2)	(3)
C107	Manufacture of other food products	619	15,113	10,116	4,997
C108	Manufacture of prepared animal feeds	53	1,525	1,378	147
C110	Manufacture of beverages	260	-	-	-
C120	Manufacture of tobacco products	s	s	s	s
C131	Spinning, weaving and finishing of textiles	17	-	-	-
C139	Manufacture of other textiles	44	3,572	1,817	1,756
C141	Manufacture of wearing apparel, except fur apparel	154	2,630	974	1,657
C142	Custom tailoring and dressmaking }	23	3	-	3
C143	Manufacture of knitted and crocheted apparel }				
C151	Tanning and dressing of leather; manufacture of luggage and handbags	10	-	-	-
C152	Manufacture of footwear	11	195	157	38
C161	Sawmilling and planing of wood }	33	62	57	5
C162	Manufacture of products of wood, cork, straw and plaiting materials }				
C170	Manufacture of paper and paper products	33	2,610	1,784	826
C181	Printing and service activities related to printing	123	413	195	218
C192	Manufacture of refined petroleum products	3	-	-	-
C201	Manufacture of basic chemicals	19	305	293	12
C202	Manufacture of other chemical products, n.e.c.	29	842	514	329
C210	Manufacture of pharmaceuticals, medicinal chemical and botanical products	19	32	27	5
C221	Manufacture of rubber products	11	404	398	6
C222	Manufacture of plastic products	90	3,004	1,160	1,845
C231	Manufacture of glass and glass products	8	429	414	15
C239	Manufacture of non-metallic mineral products, n.e.c.	137	1,452	1,364	87
C241	Manufacture of basic iron and steel	47	730	719	11
C242	Manufacture of basic precious and other non-ferrous metals	5	20	17	3
C243	Casting of metals	5	68	60	8
C251	Manufacture of structural metal products, tanks, reservoirs and steam generators	49	172	172	-
C252	Manufacture of weapons and ammunition }	37	368	223	145
C259	Manufacture of other fabricated metal products; metal working service activities }				
C261	Manufacture of electronic components	15	5,618	1,130	4,487
C262	Manufacture of computers and peripheral equipment and accessories	5	3,017	1,002	2,015
C264	Manufacture of consumer electronics }	4	49	22	27
C265	Manufacture of measuring, testing, navigating and control equipment; watches and clocks }				
C271	Manufacture of electric motors, generators, transformers and electricity distribution and control apparatus	9	-	-	-

*Continued*

TABLE 2.2 - *Continued*

2009 PSIC Code	Region/ Industry Description	Number of Establishments	Workers on Sub-Contract Agreement or Under Manpower Agencies/Contractors		
			Total	Male	Female
		(1)	(2)	(3)	(4)
C272	Manufacture of batteries and accumulators	3	-	-	-
C273	Manufacture of wiring and wiring devices	8	325	291	34
C274	Manufacture of electric lighting equipment	7	139	106	33
C275	Manufacture of domestic appliances	5	405	270	135
C279	Manufacture of other electrical equipment	5	5	3	2
C281	Manufacture of general purpose machinery	13	493	246	247
C282	Manufacture of special purpose machinery	17	-	-	-
C291	Manufacture of motor vehicles	}			
C292	Manufacture of bodies (coachwork) for motor vehicles; manufacture of trailers and semi-trailers	} }	45	45	-
C293	Manufacture of parts and accessories for motor vehicles	7	5,984	2,718	3,266
C301	Building of ships and boats	s	s	s	s
C303	Manufacture of air and spacecraft and related machinery	5	5	5	-
C309	Manufacture of transport equipment, n.e.c.	23	66	61	6
C310	Manufacture of furniture	94	2,556	1,902	654
C321	Manufacture of jewelry, bijouterie and related articles	13	-	-	-
C322	Manufacture of musical instruments	s	-	-	-
C323	Manufacture of sports goods	4	879	492	387
C324	Manufacture of games and toys	6	22	11	11
C325	Manufacture of medical and dental instruments and supplies	8	538	142	396
C329	Other manufacturing, n.e.c.	46	599	26	573
C331	Repair of fabricated metal products, machinery and equipment	43	124	124	-
C332	Installation of industrial machinery and equipment	s	-	-	-
	<b>IVA - CALABARZON</b>	<b>4,340</b>	<b>130,139</b>	<b>67,149</b>	<b>62,990</b>
C101	Processing and preserving of meat	51	12,793	7,779	5,013
C102	Processing and preserving of fish, crustaceans and mollusks	13	118	118	-
C103	Processing and preserving of fruits and vegetables	16	563	309	254
C104	Manufacture of vegetable and animal oils and fats	41	3,561	2,193	1,368
C105	Manufacture of dairy products	21	3,024	2,613	411
C106	Manufacture of grain mill products, starches and starch products	86	198	192	6
C107	Manufacture of other food products	1,144	3,716	1,825	1,892
C108	Manufacture of prepared animal feeds	79	127	127	-
C110	Manufacture of beverages	446	888	832	56
C120	Manufacture of tobacco products	3	240	120	120
C131	Spinning, weaving and finishing of textiles	10	140	100	40
C139	Manufacture of other textiles	35	3,247	1,615	1,632
C141	Manufacture of wearing apparel, except fur apparel	259	402	199	203

*Continued*

TABLE 2.2 - *Continued*

2009 PSIC Code	Region/ Industry Description	Number of Establishments	Workers on Sub-Contract Agreement or Under Manpower Agencies/Contractors		
			Total	Male	Female
			(1)	(2)	(3)
C142	Custom tailoring and dressmaking	88	-	-	-
C143	Manufacture of knitted and crocheted apparel	3	30	10	20
C151	Tanning and dressing of leather; manufacture of luggage and handbags	6	-	-	-
C152	Manufacture of footwear	36	579	194	386
C161	Sawmilling and planing of wood	89	602	591	11
C162	Manufacture of products of wood, cork, straw and plaiting materials				
C170	Manufacture of paper and paper products				
C181	Printing and service activities related to printing	145	439	237	202
C182	Reproduction of recorded media	s	s	s	s
C192	Manufacture of refined petroleum products	6	-	-	-
C199	Manufacture of other fuel products				
C201	Manufacture of basic chemicals	37	347	217	130
C202	Manufacture of other chemical products, n.e.c.	89	3,278	1,949	1,329
C210	Manufacture of pharmaceuticals, medicinal chemical and botanical products	30	1,207	801	406
C221	Manufacture of rubber products	36	410	145	265
C222	Manufacture of plastic products	170	12,779	7,834	4,945
C231	Manufacture of glass and glass products	26	1,823	1,735	88
C239	Manufacture of non-metallic mineral products, n.e.c.	116	357	329	28
C241	Manufacture of basic iron and steel	79	282	275	7
C242	Manufacture of basic precious and other non-ferrous metals	9	26	20	6
C243	Casting of metals	15	1,189	925	264
C251	Manufacture of structural metal products, tanks, reservoirs and steam generators	102	1,026	363	663
C259	Manufacture of other fabricated metal products; metal working service activities	222	4,843	3,414	1,429
C261	Manufacture of electronic components	99	36,090	10,193	25,897
C262	Manufacture of computers and peripheral equipment and accessories	24	1,525	627	898
C263	Manufacture of communication equipment	8	70	22	48
C264	Manufacture of consumer electronics	10	113	21	92
C265	Manufacture of measuring, testing, navigating and control equipment; watches and clocks	6	71	13	58
C267	Manufacture of optical instruments and photographic equipment	7	1,340	428	912
C271	Manufacture of electric motors, generators, transformers and electricity distribution and control apparatus	25	912	683	229
C272	Manufacture of batteries and accumulators	4	70	64	6
C273	Manufacture of wiring and wiring devices	24	3,593	1,603	1,989
C274	Manufacture of electric lighting equipment	15	783	194	589

*Continued*



TABLE 2.2 - *Continued*

2009 PSIC Code	Region/ Industry Description	Number of Establishments	Workers on Sub-Contract Agreement or Under Manpower Agencies/Contractors		
			Total	Male	Female
			(1)	(2)	(3)
C275	Manufacture of domestic appliances	14	505	435	70
C279	Manufacture of other electrical equipment	12	502	105	397
C281	Manufacture of general purpose machinery	48	2,348	1,176	1,172
C282	Manufacture of special purpose machinery	76	5,982	2,117	3,865
C291	Manufacture of motor vehicles	13	2,094	1,840	254
C292	Manufacture of bodies (coachwork) for motor vehicles; manufacture of trailers and semi-trailers	14	3,092	3,036	56
C293	Manufacture of parts and accessories for motor vehicles	71	6,723	3,813	2,910
C301	Building of ships and boats	5	12	12	-
C303	Manufacture of air and spacecraft and related machinery	19	695	659	37
C309	Manufacture of transport equipment, n.e.c.				
C310	Manufacture of furniture	92	1,166	932	234
C321	Manufacture of jewelry, bijouterie and related articles	5	90	59	31
C323	Manufacture of sports goods	9	420	129	291
C324	Manufacture of games and toys	6	6	4	2
C325	Manufacture of medical and dental instruments and supplies	16	1,529	347	1,182
C329	Other manufacturing, n.e.c.	27	336	174	162
C331	Repair of fabricated metal products, machinery and equipment	116	-	-	-
	<b>MIMAROPA</b>	<b>353</b>	<b>56</b>	<b>32</b>	<b>24</b>
C101	Processing and preserving of meat	s	s	s	s
C103	Processing and preserving of fruits and vegetables	s	-	-	-
C104	Manufacture of vegetable and animal oils and fats	3	-	-	-
C105	Manufacture of dairy products	s	-	-	-
C106	Manufacture of grain mill products, starches and starch products	89	-	-	-
C107	Manufacture of other food products	113	-	-	-
C110	Manufacture of beverages	61	-	-	-
C131	Spinning, weaving and finishing of textiles	s	-	-	-
C142	Custom tailoring and dressmaking	4	-	-	-
C151	Tanning and dressing of leather; manufacture of luggage and handbags	s	-	-	-
C162	Manufacture of products of wood, cork, straw and plaiting materials	s	s	s	s
C181	Printing and service activities related to printing	28	-	-	-
C192	Manufacture of refined petroleum products	s	-	-	-
C201	Manufacture of basic chemicals	5	-	-	-
C202	Manufacture of other chemical products, n.e.c.				
C210	Manufacture of pharmaceuticals, medicinal chemical and botanical products	s	-	-	-

*Continued*

TABLE 2.2 - *Continued*

2009 PSIC Code	Region/ Industry Description	Number of Establishments	Workers on Sub-Contract Agreement or Under Manpower Agencies/Contractors		
			Total	Male	Female
			(1)	(2)	(3)
C222	Manufacture of plastic products	s	-	-	-
C239	Manufacture of non-metallic mineral products, n.e.c.	24	21	14	7
C242	Manufacture of basic precious and other non-ferrous metals	s	-	-	-
C259	Manufacture of other fabricated metal products; metal working service activities	6	-	-	-
C282	Manufacture of special purpose machinery	s	-	-	-
C310	Manufacture of furniture	4	1	1	-
C331	Repair of fabricated metal products, machinery and equipment	5	-	-	-
	<b>V - Bicol Region</b>	<b>760</b>	<b>4,178</b>	<b>3,348</b>	<b>830</b>
C101	Processing and preserving of meat	15	-	-	-
C102	Processing and preserving of fish, crustaceans and mollusks	24	-	-	-
C103	Processing and preserving of fruits and vegetables	7	-	-	-
C104	Manufacture of vegetable and animal oils and fats	7	1,396	778	618
C105	Manufacture of dairy products	4	-	-	-
C106	Manufacture of grain mill products, starches and starch products	127	51	51	-
C107	Manufacture of other food products	261	32	32	-
C108	Manufacture of prepared animal feeds	5	-	-	-
C110	Manufacture of beverages	84	1,215	1,116	99
C120	Manufacture of tobacco products	s	-	-	-
C131	Spinning, weaving and finishing of textiles	4	15	5	10
C139	Manufacture of other textiles	10	230	230	-
C141	Manufacture of wearing apparel, except fur apparel	34	7	7	-
C142	Custom tailoring and dressmaking				
C152	Manufacture of footwear	s	-	-	-
C162	Manufacture of products of wood, cork, straw and plaiting materials	19	33	9	23
C170	Manufacture of paper and paper products	s	s	s	s
C181	Printing and service activities related to printing	63	-	-	-
C192	Manufacture of refined petroleum products	s	s	s	s
C201	Manufacture of basic chemicals	3	-	-	-
C210	Manufacture of pharmaceuticals, medicinal chemical and botanical products	s	-	-	-
C231	Manufacture of glass and glass products	19	489	489	-
C239	Manufacture of non-metallic mineral products, n.e.c.				
C241	Manufacture of basic iron and steel	5	468	426	42
C242	Manufacture of basic precious and other non-ferrous metals				

*Continued*

TABLE 2.2 - *Continued*

2009 PSIC Code	Region/ Industry Description	Number of Establishments	Workers on Sub-Contract Agreement or Under Manpower Agencies/Contractors		
			Total	Male	Female
			(1)	(2)	(3)
C251	Manufacture of structural metal products, tanks, reservoirs and steam generators	4	6	6	-
C259	Manufacture of other fabricated metal products; metal working service activities	22	-	-	-
C282	Manufacture of special purpose machinery	3	-	-	-
C293	Manufacture of parts and accessories for motor vehicles	s	-	-	-
C310	Manufacture of furniture	14	-	-	-
C329	Other manufacturing, n.e.c.	9	-	-	-
C331	Repair of fabricated metal products, machinery and equipment	9	-	-	-
	<b>VI - Western Visayas</b>	<b>1,208</b>	<b>2,702</b>	<b>2,270</b>	<b>431</b>
C101	Processing and preserving of meat	15	11	11	-
C102	Processing and preserving of fish, crustaceans and mollusks	20	-	-	-
C103	Processing and preserving of fruits and vegetables	3	-	-	-
C104	Manufacture of vegetable and animal oils and fats	3	3	3	-
C105	Manufacture of dairy products	4	-	-	-
C106	Manufacture of grain mill products, starches and starch products	77	-	-	-
C107	Manufacture of other food products	594	1,225	1,011	214
C108	Manufacture of prepared animal feeds	3	167	166	1
C110	Manufacture of beverages	180	764	660	105
C131	Spinning, weaving and finishing of textiles	5	14	-	14
C139	Manufacture of other textiles	3	-	-	-
C141	Manufacture of wearing apparel, except fur apparel	12	93	-	93
C142	Custom tailoring and dressmaking	28	-	-	-
C161	Sawmilling and planing of wood	11	10	10	-
C162	Manufacture of products of wood, cork, straw and plaiting materials				
C170	Manufacture of paper and paper products				
C181	Printing and service activities related to printing	79	-	-	-
C199	Manufacture of other fuel products	s	-	-	-
C201	Manufacture of basic chemicals	10	-	-	-
C202	Manufacture of other chemical products, n.e.c.	3	-	-	-
C210	Manufacture of pharmaceuticals, medicinal chemical and botanical products	4	2	2	-
C222	Manufacture of plastic products	8	-	-	-
C231	Manufacture of glass and glass products	49	48	45	3
C239	Manufacture of non-metallic mineral products, n.e.c.				
C241	Manufacture of basic iron and steel				
C243	Casting of metals	8	7	6	2

*Continued*

TABLE 2.2 - *Continued*

2009 PSIC Code	Region/ Industry Description	Number of Establishments	Workers on Sub-Contract Agreement or Under Manpower Agencies/Contractors		
			Total	Male	Female
			(1)	(2)	(3)
C251	Manufacture of structural metal products, tanks, reservoirs and steam generators	4	354	354	-
C259	Manufacture of other fabricated metal products; metal working service activities	12	-	-	-
C273	Manufacture of wiring and wiring devices	s	-	-	-
C275	Manufacture of domestic appliances	s	-	-	-
C282	Manufacture of special purpose machinery	4	-	-	-
C310	Manufacture of furniture	44	-	-	-
C329	Other manufacturing, n.e.c.	5	3	3	-
C331	Repair of fabricated metal products, machinery and equipment	19	-	-	-
	<b>VII - Central Visayas</b>	<b>2,853</b>	<b>36,818</b>	<b>15,845</b>	<b>20,974</b>
C101	Processing and preserving of meat	28	1,025	625	400
C102	Processing and preserving of fish, crustaceans and mollusks	36	548	383	165
C103	Processing and preserving of fruits and vegetables	15	-	-	-
C104	Manufacture of vegetable and animal oils and fats	11	194	188	6
C105	Manufacture of dairy products	7	-	-	-
C106	Manufacture of grain mill products, starches and starch products	40	116	114	2
C107	Manufacture of other food products	1,297	491	466	25
C108	Manufacture of prepared animal feeds	10	1,973	1,853	120
C110	Manufacture of beverages	367	990	990	-
C131	Spinning, weaving and finishing of textiles	3	-	-	-
C139	Manufacture of other textiles	18	-	-	-
C141	Manufacture of wearing apparel, except fur apparel	43	53	16	37
C142	Custom tailoring and dressmaking	24	-	-	-
C151	Tanning and dressing of leather; manufacture of luggage and handbags	s	-	-	-
C152	Manufacture of footwear	14	-	-	-
C161	Sawmilling and planing of wood	29	177	163	14
C162	Manufacture of products of wood, cork, straw and plaiting materials				
C170	Manufacture of paper and paper products	24	58	42	16
C181	Printing and service activities related to printing	222	2	1	1
C199	Manufacture of other fuel products	s	-	-	-
C201	Manufacture of basic chemicals	19	-	-	-
C202	Manufacture of other chemical products, n.e.c.	36	312	91	220
C203	Manufacture of man-made fibers				
C210	Manufacture of pharmaceuticals, medicinal chemical and botanical products				
		8	6	5	1

*Continued*

TABLE 2.2 - *Continued*

2009 PSIC Code	Region/ Industry Description	Number of Establishments	Workers on Sub-Contract Agreement or Under Manpower Agencies/Contractors		
			Total	Male	Female
			(1)	(2)	(3)
C221	Manufacture of rubber products	9	293	206	87
C222	Manufacture of plastic products	70	1,634	1,397	237
C231	Manufacture of glass and glass products	9	49	18	31
C239	Manufacture of non-metallic mineral products, n.e.c.	76	2,727	2,546	180
C241	Manufacture of basic iron and steel	27	164	126	38
C242	Manufacture of basic precious and other non-ferrous metals				
C243	Casting of metals				
C251	Manufacture of structural metal products, tanks, reservoirs and steam generators	19	56	52	4
C252	Manufacture of weapons and ammunition	s	s	s	s
C259	Manufacture of other fabricated metal products; metal working service activities	47	730	49	680
C261	Manufacture of electronic components	13	14,554	1,732	12,822
C262	Manufacture of computers and peripheral equipment and accessories	4	891	58	833
C263	Manufacture of communication equipment				
C265	Manufacture of measuring, testing, navigating and control equipment; watches and clocks				
C267	Manufacture of optical instruments and photographic equipment	13	1,948	616	1,332
C271	Manufacture of electric motors, generators, transformers and electricity distribution and control apparatus	3	-	-	-
C273	Manufacture of wiring and wiring devices	s	s	s	s
C274	Manufacture of electric lighting equipment	4	3	-	3
C275	Manufacture of domestic appliances	3	5	5	-
C281	Manufacture of general purpose machinery	8	126	54	72
C282	Manufacture of special purpose machinery	7	-	-	-
C291	Manufacture of motor vehicles	8	6	4	1
C292	Manufacture of bodies (coachwork) for motor vehicles; manufacture of trailers and semi-trailers	10	764	398	366
C293	Manufacture of parts and accessories for motor vehicles				
C301	Building of ships and boats				
C309	Manufacture of transport equipment, n.e.c.	s	s	s	s
C310	Manufacture of furniture	133	2,476	1,302	1,174
C321	Manufacture of jewelry, bijouterie and related articles	37	852	58	794
C322	Manufacture of musical instruments	s	-	-	-
C323	Manufacture of sports goods	s	-	-	-
C324	Manufacture of games and toys	3	342	146	196
C325	Manufacture of medical and dental instruments and supplies	5	203	69	134
C329	Other manufacturing, n.e.c.	18	13	9	4

*Continued*

TABLE 2.2 - *Continued*

2009 PSIC Code	Region/ Industry Description	Number of Establishments	Workers on Sub-Contract Agreement or Under Manpower Agencies/Contractors		
			Total	Male	Female
			(1)	(2)	(3)
C331	Repair of fabricated metal products, machinery and equipment	54	1,242	653	589
	<b>VIII - Eastern Visayas</b>	<b>871</b>	<b>666</b>	<b>537</b>	<b>129</b>
C101	Processing and preserving of meat	s	-	-	-
C102	Processing and preserving of fish, crustaceans and mollusks	3	-	-	-
C103	Processing and preserving of fruits and vegetables	s	-	-	-
C104	Manufacture of vegetable and animal oils and fats	6	14	14	-
C106	Manufacture of grain mill products, starches and starch products	97	-	-	-
C107	Manufacture of other food products	529	356	258	98
C110	Manufacture of beverages	108	76	70	6
C139	Manufacture of other textiles	s	-	-	-
C142	Custom tailoring and dressmaking	3	-	-	-
C162	Manufacture of products of wood, cork, straw and plaiting materials	s	-	-	-
C170	Manufacture of paper and paper products	3	9	9	-
C181	Printing and service activities related to printing	36	-	-	-
C192	Manufacture of refined petroleum products	s	s	s	s
C201	Manufacture of basic chemicals	7	1	-	1
C202	Manufacture of other chemical products, n.e.c.				
C210	Manufacture of pharmaceuticals, medicinal chemical and botanical products	s	-	-	-
C221	Manufacture of rubber products	s	-	-	-
C222	Manufacture of plastic products	s	-	-	-
C231	Manufacture of glass and glass products	6	3	3	-
C239	Manufacture of non-metallic mineral products, n.e.c.	18	192	168	24
C242	Manufacture of basic precious and other non-ferrous metals	s	-	-	-
C243	Casting of metals	s	-	-	-
C251	Manufacture of structural metal products, tanks, reservoirs and steam generators	s	-	-	-
C259	Manufacture of other fabricated metal products; metal working service activities	18	-	-	-
C273	Manufacture of wiring and wiring devices	s	-	-	-
C282	Manufacture of special purpose machinery	s	-	-	-
C310	Manufacture of furniture	9	7	7	-
C329	Other manufacturing, n.e.c.	7	-	-	-
C331	Repair of fabricated metal products, machinery and equipment	6	-	-	-

*Continued*

TABLE 2.2 - *Continued*

2009 PSIC Code	Region/ Industry Description	Number of Establishments	Workers on Sub-Contract Agreement or Under Manpower Agencies/Contractors		
			Total	Male	Female
			(1)	(2)	(3)
	<b>IX - Zamboanga Peninsula</b>	<b>522</b>	<b>1,934</b>	<b>929</b>	<b>1,005</b>
C101	Processing and preserving of meat	6	1	1	-
C102	Processing and preserving of fish, crustaceans and mollusks	23	1,314	500	815
C103	Processing and preserving of fruits and vegetables	s	-	-	-
C104	Manufacture of vegetable and animal oils and fats	4	-	-	-
C105	Manufacture of dairy products	s	-	-	-
C106	Manufacture of grain mill products, starches and starch products	79	-	-	-
C107	Manufacture of other food products	244	-	-	-
C108	Manufacture of prepared animal feeds	s	-	-	-
C110	Manufacture of beverages	53	332	276	56
C142	Custom tailoring and dressmaking	10	-	-	-
C161	Sawmilling and planing of wood	3	-	-	-
C162	Manufacture of products of wood, cork, straw and plaiting materials				
C181	Printing and service activities related to printing	33	-	-	-
C202	Manufacture of other chemical products, n.e.c.	s	s	s	s
C221	Manufacture of rubber products	5	12	5	7
C222	Manufacture of plastic products	3	-	-	-
C231	Manufacture of glass and glass products	12	-	-	-
C239	Manufacture of non-metallic mineral products, n.e.c.				
C241	Manufacture of basic iron and steel	s	-	-	-
C251	Manufacture of structural metal products, tanks, reservoirs and steam generators	s	-	-	-
C259	Manufacture of other fabricated metal products; metal working service activities	5	-	-	-
C301	Building of ships and boats	s	-	-	-
C310	Manufacture of furniture	13	-	-	-
C324	Manufacture of games and toys	7	229	101	128
C329	Other manufacturing, n.e.c.				
C331	Repair of fabricated metal products, machinery and equipment	14	8	8	-
	<b>X - Northern Mindanao</b>	<b>774</b>	<b>20,020</b>	<b>14,767</b>	<b>5,253</b>
C101	Processing and preserving of meat	14	275	113	162
C102	Processing and preserving of fish, crustaceans and mollusks	s	-	-	-
C103	Processing and preserving of fruits and vegetables	12	4,120	1,877	2,243
C104	Manufacture of vegetable and animal oils and fats	10	707	625	82
C105	Manufacture of dairy products	6	457	348	109

*Continued*

TABLE 2.2 - *Continued*

2009 PSIC Code	Region/ Industry Description	Number of Establishments	Workers on Sub-Contract Agreement or Under Manpower Agencies/Contractors		
			Total	Male	Female
			(1)	(2)	(3)
C106	Manufacture of grain mill products, starches and starch products	85	219	214	5
C107	Manufacture of other food products	311	10,005	8,111	1,894
C108	Manufacture of prepared animal feeds	6	259	185	74
C110	Manufacture of beverages	51	1,204	996	208
C139	Manufacture of other textiles	s	-	-	-
C141	Manufacture of wearing apparel, except fur apparel	4	8	2	6
C142	Custom tailoring and dressmaking	25	-	-	-
C152	Manufacture of footwear	s	-	-	-
C161	Sawmilling and planing of wood	21	200	200	-
C162	Manufacture of products of wood, cork, straw and plaiting materials	9	8	8	-
C170	Manufacture of paper and paper products	8	-	-	-
C181	Printing and service activities related to printing	70	-	-	-
C192	Manufacture of refined petroleum products	s	-	-	-
C201	Manufacture of basic chemicals	10	408	370	38
C202	Manufacture of other chemical products, n.e.c.	4	156	154	2
C210	Manufacture of pharmaceuticals, medicinal chemical and botanical products	s	s	s	s
C221	Manufacture of rubber products	s	s	s	s
C222	Manufacture of plastic products	5	-	-	-
C231	Manufacture of glass and glass products	27	-	-	-
C239	Manufacture of non-metallic mineral products, n.e.c.				
C241	Manufacture of basic iron and steel	11	708	688	20
C243	Casting of metals	s	s	s	s
C251	Manufacture of structural metal products, tanks, reservoirs and steam generators	5	8	8	-
C252	Manufacture of weapons and ammunition	s	-	-	-
C259	Manufacture of other fabricated metal products; metal working service activities	11	-	-	-
C282	Manufacture of special purpose machinery	4	-	-	-
C291	Manufacture of motor vehicles	4	-	-	-
C292	Manufacture of bodies (coachwork) for motor vehicles; manufacture of trailers and semi-trailers	s	-	-	-
C310	Manufacture of furniture	13	-	-	-
C321	Manufacture of jewelry, bijouterie and related articles	3	-	-	-
C324	Manufacture of games and toys				
C325	Manufacture of medical and dental instruments and supplies				
C329	Other manufacturing, n.e.c.				
C331	Repair of fabricated metal products, machinery and equipment	28	-	-	-

*Continued*



TABLE 2.2 - *Continued*

2009 PSIC Code	Region/ Industry Description	Number of Establishments	Workers on Sub-Contract Agreement or Under Manpower Agencies/Contractors		
			Total	Male	Female
			(1)	(2)	(3)
	<b>XI - Davao Region</b>	<b>1,173</b>	<b>17,757</b>	<b>13,090</b>	<b>4,667</b>
C101	Processing and preserving of meat	14	105	47	58
C102	Processing and preserving of fish, crustaceans and mollusks	3	43	18	25
C103	Processing and preserving of fruits and vegetables	15	1,795	1,142	653
C104	Manufacture of vegetable and animal oils and fats	19	10,869	7,491	3,378
C105	Manufacture of dairy products	3	-	-	-
C106	Manufacture of grain mill products, starches and starch products	70	80	80	-
C107	Manufacture of other food products	551	873	619	254
C108	Manufacture of prepared animal feeds	11	160	160	-
C110	Manufacture of beverages	64	1,203	1,149	54
C120	Manufacture of tobacco products	s	-	-	-
C131	Spinning, weaving and finishing of textiles	4	89	72	17
C139	Manufacture of other textiles	9	-	-	-
C141	Manufacture of wearing apparel, except fur apparel	4	-	-	-
C142	Custom tailoring and dressmaking	53	-	-	-
C152	Manufacture of footwear	4	13	9	4
C161	Sawmilling and planing of wood	}			
C162	Manufacture of products of wood, cork, straw and plaiting materials	}	22	431	340
C170	Manufacture of paper and paper products	13	615	595	20
C181	Printing and service activities related to printing	78	-	-	-
C192	Manufacture of refined petroleum products	s	s	s	s
C201	Manufacture of basic chemicals	11	-	-	-
C202	Manufacture of other chemical products, n.e.c.	17	160	160	-
C210	Manufacture of pharmaceuticals, medicinal chemical and botanical products	4	-	-	-
C221	Manufacture of rubber products	4	-	-	-
C222	Manufacture of plastic products	28	883	788	95
C231	Manufacture of glass and glass products	4	-	-	-
C239	Manufacture of non-metallic mineral products, n.e.c.	20	257	257	-
C241	Manufacture of basic iron and steel	17	-	-	-
C242	Manufacture of basic precious and other non-ferrous metals	4	34	21	13
C243	Casting of metals	s	-	-	-
C251	Manufacture of structural metal products, tanks, reservoirs and steam generators	12	-	-	-
C252	Manufacture of weapons and ammunition	s	-	-	-
C259	Manufacture of other fabricated metal products; metal working service activities	23	88	88	-

*Continued*

TABLE 2.2 - *Continued*

2009 PSIC Code	Region/ Industry Description	Number of Establishments	Workers on Sub-Contract Agreement or Under Manpower Agencies/Contractors		
			Total	Male	Female
			(1)	(2)	(3)
C265	Manufacture of measuring, testing, navigating and control equipment; watches and clocks	s	-	-	-
C275	Manufacture of domestic appliances	s	-	-	-
C279	Manufacture of other electrical equipment	s	-	-	-
C281	Manufacture of general purpose machinery	3	55	49	6
C282	Manufacture of special purpose machinery	6	3	3	-
C291	Manufacture of motor vehicles	s	-	-	-
C293	Manufacture of parts and accessories for motor vehicles	s	-	-	-
C301	Building of ships and boats	}	3	-	-
C309	Manufacture of transport equipment, n.e.c.				
C310	Manufacture of furniture	27	-	-	-
C321	Manufacture of jewelry, bijouterie and related articles	s	-	-	-
C329	Other manufacturing, n.e.c.	6	-	-	-
C331	Repair of fabricated metal products, machinery and equipment	37	-	-	-
	<b>XII - SOCCSKSARGEN</b>	<b>629</b>	<b>21,799</b>	<b>11,900</b>	<b>9,899</b>
C101	Processing and preserving of meat	9	239	182	58
C102	Processing and preserving of fish, crustaceans and mollusks	24	19,173	9,936	9,237
C103	Processing and preserving of fruits and vegetables	3	-	-	-
C104	Manufacture of vegetable and animal oils and fats	5	38	33	5
C105	Manufacture of dairy products	s	-	-	-
C106	Manufacture of grain mill products, starches and starch products	110	-	-	-
C107	Manufacture of other food products	203	121	120	1
C108	Manufacture of prepared animal feeds	5	203	199	4
C110	Manufacture of beverages	37	28	14	14
C131	Spinning, weaving and finishing of textiles	}	3	1	-
C139	Manufacture of other textiles				
C141	Manufacture of wearing apparel, except fur apparel	4	8	3	5
C142	Custom tailoring and dressmaking	8	-	-	-
C152	Manufacture of footwear	s	-	-	-
C161	Sawmilling and planing of wood	3	-	-	-
C162	Manufacture of products of wood, cork, straw and plaiting materials	5	-	-	-
C170	Manufacture of paper and paper products	s	s	s	s
C181	Printing and service activities related to printing	70	1,080	720	360
C192	Manufacture of refined petroleum products	s	s	s	s
C201	Manufacture of basic chemicals	4	43	37	6
C202	Manufacture of other chemical products, n.e.c.	5	8	8	-

*Continued*

TABLE 2.2 - *Continued*

2009 PSIC Code	Region/ Industry Description	Number of Establishments	Workers on Sub-Contract Agreement or Under Manpower Agencies/Contractors		
			Total	Male	Female
			(1)	(2)	(3)
C210	Manufacture of pharmaceuticals, medicinal chemical and botanical products	s	-	-	-
C221	Manufacture of rubber products	5	-	-	-
C222	Manufacture of plastic products	s	-	-	-
C231	Manufacture of glass and glass products	20	64	64	-
C239	Manufacture of non-metallic mineral products, n.e.c.				
C241	Manufacture of basic iron and steel	4	-	-	-
C243	Casting of metals	s	-	-	-
C251	Manufacture of structural metal products, tanks, reservoirs and steam generators	4	5	5	-
C259	Manufacture of other fabricated metal products; metal working service activities	38	563	366	197
C282	Manufacture of special purpose machinery	4	-	-	-
C301	Building of ships and boats	3	104	100	4
C309	Manufacture of transport equipment, n.e.c.				
C310	Manufacture of furniture	11	-	-	-
C323	Manufacture of sports goods	s	-	-	-
C331	Repair of fabricated metal products, machinery and equipment	31	104	99	5
	<b>XIII - Caraga</b>	<b>440</b>	<b>6,584</b>	<b>5,372</b>	<b>1,212</b>
C101	Processing and preserving of meat	4	20	20	-
C102	Processing and preserving of fish, crustaceans and mollusks	s	-	-	-
C103	Processing and preserving of fruits and vegetables	s	s	s	s
C104	Manufacture of vegetable and animal oils and fats	5	1,381	948	433
C106	Manufacture of grain mill products, starches and starch products	49	-	-	-
C107	Manufacture of other food products	185	138	67	71
C108	Manufacture of prepared animal feeds	s	-	-	-
C110	Manufacture of beverages	71	-	-	-
C139	Manufacture of other textiles	s	-	-	-
C142	Custom tailoring and dressmaking	9	-	-	-
C152	Manufacture of footwear	s	-	-	-
C161	Sawmilling and planing of wood	5	89	53	36
C162	Manufacture of products of wood, cork, straw and plaiting materials	10	692	400	292
C181	Printing and service activities related to printing	33	-	-	-
C199	Manufacture of other fuel products	s	-	-	-
C201	Manufacture of basic chemicals	5	-	-	-
C202	Manufacture of other chemical products, n.e.c.				
C221	Manufacture of rubber products	s	-	-	-

*Continued*

TABLE 2.2 - *Concluded*

2009 PSIC Code	Region/ Industry Description	Number of Establishments	Workers on Sub-Contract Agreement or Under Manpower Agencies/Contractors		
			Total	Male	Female
			(1)	(2)	(3)
C231	Manufacture of glass and glass products }	14	770	740	30
C239	Manufacture of non-metallic mineral products, n.e.c. }				
C241	Manufacture of basic iron and steel }				
C242	Manufacture of basic precious and other non-ferrous metals }	3	3,415	3,067	348
C251	Manufacture of structural metal products, tanks, reservoirs and steam generators }				
C259	Manufacture of other fabricated metal products; metal working service activities }				
C282	Manufacture of special purpose machinery	s	-	-	-
C301	Building of ships and boats	s	-	-	-
C309	Manufacture of transport equipment, n.e.c.	s	-	-	-
C310	Manufacture of furniture	10	-	-	-
C321	Manufacture of jewelry, bijouterie and related articles	4	-	-	-
C324	Manufacture of games and toys }	3	3	3	-
C329	Other manufacturing, n.e.c. }				
C331	Repair of fabricated metal products, machinery and equipment	10	66	66	-
<b>Autonomous Region in Muslim Mindanao</b>		<b>57</b>	<b>-</b>	<b>-</b>	<b>-</b>
C101	Processing and preserving of meat	s	-	-	-
C104	Manufacture of vegetable and animal oils and fats	s	-	-	-
C106	Manufacture of grain mill products, starches and starch products	21	-	-	-
C107	Manufacture of other food products	18	-	-	-
C108	Manufacture of prepared animal feeds	s	-	-	-
C110	Manufacture of beverages	7	-	-	-
C142	Custom tailoring and dressmaking	s	-	-	-
C221	Manufacture of rubber products	s	-	-	-
C239	Manufacture of non-metallic mineral products, n.e.c.	s	-	-	-
C301	Building of ships and boats	s	-	-	-
C310	Manufacture of furniture	s	-	-	-

- zero value

} Combined data

s Suppressed data

Notes: Details may not add-up to total due to rounding and/or statistical disclosure control.

Source: Philippine Statistics Authority, 2019 Annual Survey of Philippine Business and Industry (Final Results)

Table 2.3. Number of Establishments, Production Workers and Hours Worked by Production Workers by Sex for Manufacturing Establishments by Region and Industry Group: Philippines, 2019

2009 PSIC Code	Region/ Industry Description	Number of Establishments	Production Workers Directly-hired			Total Hours Worked by Production Workers Directly-hired		
			Total	Male	Female	Total	Male	Female
		(1)	(2)	(3)	(4)	(5)	(6)	(7)
	<b>Philippines</b>	<b>24,270</b>	<b>924,521</b>	<b>536,903</b>	<b>387,619</b>	<b>2,317,760,550</b>	<b>1,339,013,861</b>	<b>978,746,690</b>
C101	Processing and preserving of meat	294	19,020	11,382	7,639	46,336,554	28,132,260	18,204,294
C102	Processing and preserving of fish, crustaceans and mollusks	225	15,551	7,438	8,113	36,693,869	17,748,597	18,945,272
C103	Processing and preserving of fruits and vegetables	144	10,979	5,766	5,213	27,327,273	14,357,302	12,969,971
C104	Manufacture of vegetable and animal oils and fats	136	7,438	6,074	1,364	18,668,810	15,272,315	3,396,495
C105	Manufacture of dairy products	89	5,618	3,850	1,768	14,137,032	9,504,985	4,632,047
C106	Manufacture of grain mill products, starches and starch products	1,218	14,018	13,135	883	33,392,306	31,285,470	2,106,836
C107	Manufacture of other food products	7,739	138,881	90,578	48,303	335,795,479	219,301,969	116,493,509
C108	Manufacture of prepared animal feeds	196	8,674	7,973	701	21,621,927	19,846,125	1,775,802
C110	Manufacture of beverages	2,637	21,245	16,257	4,988	54,418,681	41,604,420	12,814,261
C120	Manufacture of tobacco products	19	3,141	2,158	983	7,506,709	5,233,326	2,273,382
C131	Spinning, weaving and finishing of textiles	109	4,801	3,440	1,361	12,193,798	8,853,501	3,340,297
C139	Manufacture of other textiles	254	14,775	7,927	6,849	40,637,440	21,750,293	18,887,147
C141	Manufacture of wearing apparel, except fur apparel	849	86,740	26,680	60,061	219,547,425	68,171,490	151,375,936
C142	Custom tailoring and dressmaking	500	5,125	2,048	3,077	11,656,055	4,591,644	7,064,411
C143	Manufacture of knitted and crocheted apparel	19	1,408	336	1,072	3,277,994	769,530	2,508,464
C151	Tanning and dressing of leather; manufacture of luggage and handbags	46	10,667	4,341	6,326	24,709,284	10,029,388	14,679,897
C152	Manufacture of footwear	148	10,805	7,071	3,735	30,871,712	20,670,239	10,201,474
C161	Sawmilling and planing of wood	48	717	669	48	1,643,751	1,543,079	100,672
C162	Manufacture of products of wood, cork, straw and plaiting materials	290	13,278	9,282	3,996	33,346,968	23,728,464	9,618,504
C170	Manufacture of paper and paper products	361	24,456	19,422	5,034	61,773,561	49,013,121	12,760,440
C181	Printing and service activities related to printing	2,113	51,587	32,112	19,476	123,399,904	76,994,512	46,405,392
C182	Reproduction of recorded media	6	11	11	-	23,712	23,712	-
C192	Manufacture of refined petroleum products	26	1,470	1,319	151	3,117,519	2,821,935	295,584
C199	Manufacture of other fuel products	7	150	137	13	604,352	511,088	93,264
C201	Manufacture of basic chemicals	196	3,843	3,453	389	9,807,626	8,837,446	970,180
C202	Manufacture of other chemical products, n.e.c.	390	11,096	6,542	4,554	27,251,592	16,128,158	11,123,434
C203	Manufacture of man-made fibers	3	187	89	98	423,744	208,320	215,424
C210	Manufacture of pharmaceuticals, medicinal chemical and botanical products	121	4,507	3,009	1,498	11,611,630	7,991,329	3,620,302
C221	Manufacture of rubber products	147	9,377	6,216	3,161	23,409,684	15,173,118	8,236,566
C222	Manufacture of plastic products	820	52,607	30,982	21,625	137,031,081	80,150,636	56,880,445
C231	Manufacture of glass and glass products	92	5,422	4,545	877	13,667,712	11,539,154	2,128,558
C239	Manufacture of non-metallic mineral products, n.e.c.	654	21,710	19,597	2,113	54,106,922	48,777,080	5,329,842
C241	Manufacture of basic iron and steel	299	11,330	10,749	581	28,277,637	26,846,937	1,430,701
C242	Manufacture of basic precious and other non-ferrous metals	33	2,954	2,449	505	7,752,011	6,475,552	1,276,459

Continued

TABLE 2.3 - *Continued*

2009 PSIC Code	Region/ Industry Description	Number of Establishments	Production Workers Directly-hired			Total Hours Worked by Production Workers Directly-hired		
			Total	Male	Female	Total	Male	Female
		(1)	(2)	(3)	(4)	(5)	(6)	(7)
C243	Casting of metals	52	2,043	1,614	429	5,876,389	4,503,235	1,373,154
C251	Manufacture of structural metal products, tanks, reservoirs and steam generators	428	16,104	13,816	2,288	39,896,029	34,244,191	5,651,838
C252	Manufacture of weapons and ammunition	14	630	604	26	1,802,268	1,722,740	79,528
C259	Manufacture of other fabricated metal products; metal working service activities	761	32,883	20,551	12,332	82,840,278	51,630,795	31,209,484
C261	Manufacture of electronic components	145	91,236	26,771	64,464	243,384,480	70,703,184	172,681,296
C262	Manufacture of computers and peripheral equipment and accessories	32	9,941	3,046	6,896	27,104,281	8,008,315	19,095,966
C263	Manufacture of communication equipment	12	3,652	666	2,986	7,941,513	1,531,242	6,410,272
C264	Manufacture of consumer electronics	18	2,737	1,400	1,337	6,809,703	3,503,168	3,306,535
C265	Manufacture of measuring, testing, navigating and control equipment; watches and clocks	21	2,321	459	1,862	4,478,216	938,775	3,539,441
C267	Manufacture of optical instruments and photographic equipment	21	6,311	2,345	3,966	16,710,473	6,226,297	10,484,176
C271	Manufacture of electric motors, generators, transformers and electricity distribution and control apparatus	56	8,896	2,938	5,958	22,422,803	7,410,157	15,012,646
C272	Manufacture of batteries and accumulators	11	1,690	1,457	233	4,413,486	3,811,528	601,958
C273	Manufacture of wiring and wiring devices	57	8,427	2,704	5,722	21,499,776	6,958,755	14,541,021
C274	Manufacture of electric lighting equipment	38	3,608	1,604	2,004	8,897,089	3,938,267	4,958,822
C275	Manufacture of domestic appliances	44	2,168	1,836	332	5,569,338	4,715,736	853,602
C279	Manufacture of other electrical equipment	24	3,692	2,280	1,413	9,247,784	5,714,316	3,533,468
C281	Manufacture of general purpose machinery	132	6,878	5,360	1,518	17,698,581	13,754,364	3,944,216
C282	Manufacture of special purpose machinery	210	9,778	6,984	2,794	24,987,398	17,661,931	7,325,467
C291	Manufacture of motor vehicles	41	3,593	3,363	230	8,733,141	8,164,402	568,739
C292	Manufacture of bodies (coachwork) for motor vehicles; manufacture of trailers and semi-trailers	27	778	703	76	1,912,116	1,725,842	186,274
C293	Manufacture of parts and accessories for motor vehicles	115	43,253	18,664	24,589	111,109,408	46,755,435	64,353,973
C301	Building of ships and boats	32	1,505	1,484	21	3,433,606	3,382,862	50,744
C303	Manufacture of air and spacecraft and related machinery	9	4,714	3,681	1,033	10,887,547	8,458,309	2,429,238
C309	Manufacture of transport equipment, n.e.c.	73	4,208	3,271	936	9,857,123	7,662,222	2,194,901
C310	Manufacture of furniture	717	24,382	20,282	4,099	58,330,325	48,915,443	9,414,883
C321	Manufacture of jewelry, bijouterie and related articles	77	2,530	1,226	1,304	6,069,375	2,956,739	3,112,636
C322	Manufacture of musical instruments	3	61	60	1	181,536	178,416	3,120
C323	Manufacture of sports goods	23	3,565	1,705	1,860	9,388,308	4,545,163	4,843,145
C324	Manufacture of games and toys	31	2,243	801	1,442	5,610,563	2,019,821	3,590,742
C325	Manufacture of medical and dental instruments and supplies	48	7,918	3,325	4,593	19,188,696	8,165,363	11,023,333
C329	Other manufacturing, n.e.c.	214	6,593	3,610	2,983	15,103,930	8,211,633	6,892,297
C331	Repair of fabricated metal products, machinery and equipment	551	12,369	11,030	1,339	29,784,449	26,459,937	3,324,512
C332	Installation of industrial machinery and equipment	8	229	229	-	548,784	548,784	

*Continued*

TABLE 2.3 - *Continued*

2009 PSIC Code	Region/ Industry Description	Number of Establishments	Production Workers Directly-hired			Total Hours Worked by Production Workers Directly-hired		
			Total	Male	Female	Total	Male	Female
		(1)	(2)	(3)	(4)	(5)	(6)	(7)
	<b>National Capital Region</b>	<b>6,369</b>	<b>217,485</b>	<b>135,913</b>	<b>81,572</b>	<b>527,884,952</b>	<b>332,535,681</b>	<b>195,349,270</b>
C101	Processing and preserving of meat	37	4,403	2,558	1,846	10,683,525	6,342,285	4,341,240
C102	Processing and preserving of fish, crustaceans and mollusks	38	3,063	1,567	1,497	7,047,905	3,631,588	3,416,316
C103	Processing and preserving of fruits and vegetables	42	1,412	632	780	3,002,126	1,331,460	1,670,666
C104	Manufacture of vegetable and animal oils and fats	18	992	788	204	2,443,872	1,935,328	508,544
C105	Manufacture of dairy products	26	1,814	1,363	451	4,183,725	3,102,161	1,081,564
C106	Manufacture of grain mill products, starches and starch products	18	607	483	124	1,596,620	1,287,068	309,552
C107	Manufacture of other food products	1,093	29,289	14,547	14,742	66,281,248	33,451,879	32,829,369
C108	Manufacture of prepared animal feeds	12	182	176	6	459,056	444,560	14,496
C110	Manufacture of beverages	628	4,253	2,694	1,559	10,687,824	6,947,808	3,740,016
C120	Manufacture of tobacco products	6	1,288	911	377	3,002,573	2,207,462	795,110
C131	Spinning, weaving and finishing of textiles	42	1,870	1,426	444	4,746,162	3,645,150	1,101,012
C139	Manufacture of other textiles	128	5,302	3,714	1,588	13,483,708	9,476,874	4,006,833
C141	Manufacture of wearing apparel, except fur apparel	362	15,889	4,169	11,720	37,993,701	10,080,166	27,913,535
C142	Custom tailoring and dressmaking	156	1,942	506	1,436	4,746,144	1,219,296	3,526,848
C143	Manufacture of knitted and crocheted apparel	15	564	125	439	1,318,464	297,024	1,021,440
C151	Tanning and dressing of leather; manufacture of luggage and handbags	28	475	219	256	1,046,664	484,120	562,544
C152	Manufacture of footwear	78	3,325	2,079	1,246	8,212,092	5,164,324	3,047,768
C161	Sawmilling and planing of wood	9	180	180	-	408,474	408,474	-
C162	Manufacture of products of wood, cork, straw and plaiting materials	49	1,424	992	432	3,404,796	2,345,424	1,059,372
C170	Manufacture of paper and paper products	205	15,214	13,179	2,035	38,455,160	33,278,770	5,176,391
C181	Printing and service activities related to printing	999	32,870	19,578	13,292	76,990,568	45,871,736	31,118,832
C182	Reproduction of recorded media	4	11	11	-	23,712	23,712	-
C192	Manufacture of refined petroleum products	10	66	62	4	143,014	135,526	7,488
C199	Manufacture of other fuel products							
C201	Manufacture of basic chemicals	66	985	914	71	2,814,912	2,631,040	183,872
C202	Manufacture of other chemical products, n.e.c.	198	2,851	1,729	1,122	6,596,068	4,112,416	2,483,652
C203	Manufacture of man-made fibers							
C210	Manufacture of pharmaceuticals, medicinal chemical and botanical products	47	1,306	1,013	293	3,483,584	2,755,584	728,000
C221	Manufacture of rubber products	69	2,047	1,498	549	5,224,472	3,859,053	1,365,419
C222	Manufacture of plastic products	439	29,456	15,786	13,670	75,378,193	40,071,920	35,306,272
C231	Manufacture of glass and glass products	29	1,594	1,257	338	4,106,388	3,263,988	842,400
C239	Manufacture of non-metallic mineral products, n.e.c.	89	4,034	3,494	539	10,181,133	8,847,555	1,333,577
C241	Manufacture of basic iron and steel	100	4,186	3,956	230	10,320,905	9,755,345	565,560
C242	Manufacture of basic precious and other non-ferrous metals	6	213	178	35	530,400	443,664	86,736
C243	Casting of metals	20	495	456	39	1,183,248	1,086,336	96,912

*Continued*

TABLE 2.3 - Continued

2009 PSIC Code	Region/ Industry Description	Number of Establishments	Production Workers Directly-hired			Total Hours Worked by Production Workers Directly-hired		
			Total	Male	Female	Total	Male	Female
		(1)	(2)	(3)	(4)	(5)	(6)	(7)
C251	Manufacture of structural metal products, tanks, reservoirs and steam generators	208	6,521	5,778	742	17,260,200	15,327,854	1,932,346
C252	Manufacture of weapons and ammunition	10	393	375	18	1,075,492	1,016,556	58,936
C259	Manufacture of other fabricated metal products; metal working service activities	282	3,228	2,902	326	7,896,648	6,937,627	959,021
C261	Manufacture of electronic components	14	5,094	1,766	3,328	12,866,870	4,670,522	8,196,348
C262	Manufacture of computers and peripheral equipment and accessories	3	76	65	11	198,387	169,968	28,419
C263	Manufacture of communication equipment							
C264	Manufacture of consumer electronics							
C265	Manufacture of measuring, testing, navigating and control equipment; watches and clocks	9	1,939	1,073	866	4,817,280	2,658,240	2,159,040
C267	Manufacture of optical instruments and photographic equipment							
C271	Manufacture of electric motors, generators, transformers and electricity distribution and control apparatus	19	671	588	83	1,686,979	1,460,152	226,827
C272	Manufacture of batteries and accumulators	4	153	110	43	385,358	273,192	112,166
C273	Manufacture of wiring and wiring devices	22	690	612	78	1,776,352	1,579,072	197,280
C274	Manufacture of electric lighting equipment	12	364	299	65	877,973	724,834	153,139
C275	Manufacture of domestic appliances	20	805	763	42	1,990,224	1,883,376	106,848
C279	Manufacture of other electrical equipment	s	s	s	s	s	s	s
C281	Manufacture of general purpose machinery	59	2,603	2,389	214	6,671,592	6,119,184	552,408
C282	Manufacture of special purpose machinery	75	1,907	1,792	115	4,521,768	4,256,616	265,152
C291	Manufacture of motor vehicles	13	194	146	48	502,800	371,700	131,100
C292	Manufacture of bodies (coachwork) for motor vehicles; manufacture of trailers and semi-trailers	7	257	204	53	633,156	505,716	127,440
C293	Manufacture of parts and accessories for motor vehicles	22	958	596	362	2,207,152	1,364,160	842,992
C301	Building of ships and boats	10	4	4	-	10,560	10,560	-
C303	Manufacture of air and spacecraft and related machinery	27	1,237	1,094	143	3,162,232	2,801,928	360,304
C309	Manufacture of transport equipment, n.e.c.							
C310	Manufacture of furniture	203	8,197	6,968	1,230	19,180,928	16,373,656	2,807,272
C321	Manufacture of jewelry, bijouterie and related articles	14	167	69	98	417,664	173,056	244,608
C322	Manufacture of musical instruments	s	s	s	s	s	s	s
C323	Manufacture of sports goods	6	841	526	315	2,018,424	1,252,704	765,720
C324	Manufacture of games and toys	12	260	83	177	719,784	212,472	507,312
C325	Manufacture of medical and dental instruments and supplies	18	660	444	216	1,632,416	1,094,832	537,584
C329	Other manufacturing, n.e.c.	69	3,056	1,530	1,526	7,090,283	3,534,259	3,556,024
C331	Repair of fabricated metal products, machinery and equipment	147	2,989	2,989	-	6,586,944	6,586,944	-
C332	Installation of industrial machinery and equipment	s	s	s	s	s	s	s

Continued



TABLE 2.3 - *Continued*

2009 PSIC Code	Region/ Industry Description	Number of Establishments	Production Workers Directly-hired			Total Hours Worked by Production Workers Directly-hired			
			Total	Male	Female	Total	Male	Female	
		(1)	(2)	(3)	(4)	(5)	(6)	(7)	
	<b>Cordillera Administrative Region</b>	<b>316</b>	<b>7,772</b>	<b>4,460</b>	<b>3,313</b>	<b>17,413,049</b>	<b>9,602,464</b>	<b>7,810,585</b>	
C101	Processing and preserving of meat	s	s	s	s	s	s	s	
C103	Processing and preserving of fruits and vegetables	3	426	40	386	1,062,672	99,840	962,832	
C105	Manufacture of dairy products	s	s	s	s	s	s	s	
C106	Manufacture of grain mill products, starches and starch products	37	49	49	-	98,768	98,768	-	
C107	Manufacture of other food products	110	2,826	2,265	561	6,540,560	5,288,920	1,251,640	
C110	Manufacture of beverages	50	172	152	21	408,096	360,864	47,232	
C131	Spinning, weaving and finishing of textiles	}	16	564	123	441	1,403,829	316,768	1,087,061
C139	Manufacture of other textiles								
C141	Manufacture of wearing apparel, except fur apparel	s	s	s	s	s	s	s	
C142	Custom tailoring and dressmaking	20	154	79	75	307,132	180,387	126,745	
C162	Manufacture of products of wood, cork, straw and plaiting materials	s	s	s	s	s	s	s	
C170	Manufacture of paper and paper products	s	s	s	s	s	s	s	
C181	Printing and service activities related to printing	38	232	159	73	556,182	366,218	189,964	
C201	Manufacture of basic chemicals	s	s	s	s	s	s	s	
C202	Manufacture of other chemical products, n.e.c.	s	s	s	s	s	s	s	
C221	Manufacture of rubber products	}	5	172	52	120	429,672	130,152	299,520
C222	Manufacture of plastic products								
C231	Manufacture of glass and glass products	s	s	s	s	s	s	s	
C239	Manufacture of non-metallic mineral products, n.e.c.	s	s	s	s	s	s	s	
C241	Manufacture of basic iron and steel	s	s	s	s	s	s	s	
C242	Manufacture of basic precious and other non-ferrous metals	s	s	s	s	s	s	s	
C251	Manufacture of structural metal products, tanks, reservoirs and steam generators	4	21	21	-	51,232	51,232	-	
C259	Manufacture of other fabricated metal products; metal working service activities	5	14	14	-	28,350	28,350	-	
C261	Manufacture of electronic components	4	1,391	274	1,117	3,421,455	636,939	2,784,516	
C281	Manufacture of general purpose machinery	}	3	33	27	6	87,120	71,280	15,840
C282	Manufacture of special purpose machinery								
C303	Manufacture of air and spacecraft and related machinery	s	s	s	s	s	s	s	
C310	Manufacture of furniture	s	s	s	s	s	s	s	
C321	Manufacture of jewelry, bijouterie and related articles	s	s	s	s	s	s	s	
C331	Repair of fabricated metal products, machinery and equipment	4	12	12	-	29,952	29,952	-	
	<b>I - Ilocos Region</b>	<b>746</b>	<b>14,833</b>	<b>10,552</b>	<b>4,281</b>	<b>31,874,314</b>	<b>22,872,104</b>	<b>9,002,210</b>	
C101	Processing and preserving of meat	14	636	294	341	1,582,752	732,544	850,208	
C102	Processing and preserving of fish, crustaceans and mollusks	15	132	88	44	257,868	175,968	81,900	

*Continued*

TABLE 2.3 - *Continued*

2009 PSIC Code	Region/ Industry Description	Number of Establishments	Production Workers Directly-hired			Total Hours Worked by Production Workers Directly-hired		
			Total	Male	Female	Total	Male	Female
		(1)	(2)	(3)	(4)	(5)	(6)	(7)
C103	Processing and preserving of fruits and vegetables	s	s	s	s	s	s	s
C105	Manufacture of dairy products	s	s	s	s	s	s	s
C106	Manufacture of grain mill products, starches and starch products	61	325	325	-	809,952	809,952	-
C107	Manufacture of other food products	274	8,903	6,132	2,771	17,677,398	12,214,152	5,463,246
C108	Manufacture of prepared animal feeds	4	131	128	3	292,192	285,536	6,656
C110	Manufacture of beverages	126	873	642	231	2,272,851	1,649,295	623,556
C120	Manufacture of tobacco products	3	345	150	195	837,408	366,600	470,808
C131	Spinning, weaving and finishing of textiles	6	30	5	25	74,880	12,480	62,400
C141	Manufacture of wearing apparel, except fur apparel	3	15	11	4	28,912	20,592	8,320
C142	Custom tailoring and dressmaking	9	44	20	24	127,764	62,400	65,364
C162	Manufacture of products of wood, cork, straw and plaiting materials	12	63	55	8	142,480	123,760	18,720
C170	Manufacture of paper and paper products	s	s	s	s	s	s	s
C181	Printing and service activities related to printing	62	488	234	254	1,153,392	548,976	604,416
C201	Manufacture of basic chemicals	7	227	218	9	565,955	543,611	22,344
C202	Manufacture of other chemical products, n.e.c.							
C210	Manufacture of pharmaceuticals, medicinal chemical and botanical products							
C221	Manufacture of rubber products	s	s	s	s	s	s	s
C222	Manufacture of plastic products	s	s	s	s	s	s	s
C239	Manufacture of non-metallic mineral products, n.e.c.	26	1,130	987	143	2,805,504	2,448,576	356,928
C241	Manufacture of basic iron and steel	6	53	53	-	131,296	131,296	-
C251	Manufacture of structural metal products, tanks, reservoirs and steam generators	11	64	64	-	155,136	155,136	
C259	Manufacture of other fabricated metal products; metal working service activities	17	47	47	-	113,490	113,490	-
C282	Manufacture of special purpose machinery	5	20	15	5	57,616	45,088	12,528
C292	Manufacture of bodies (coachwork) for motor vehicles; manufacture of trailers and semi-trailers	6	60	44	16	140,400	100,464	39,936
C293	Manufacture of parts and accessories for motor vehicles							
C309	Manufacture of transport equipment, n.e.c.	s	s	s	s	s	s	s
C310	Manufacture of furniture	36	398	398	-	1,039,488	1,039,488	-
C321	Manufacture of jewelry, bijouterie and related articles	16	398	245	153	486,048	280,288	205,760
C324	Manufacture of games and toys							
C329	Other manufacturing, n.e.c.							
C331	Repair of fabricated metal products, machinery and equipment	21	322	309	13	842,261	820,629	21,632
	II - Cagayan Valley	403	5,034	4,086	948	12,535,928	10,155,003	2,380,925
C101	Processing and preserving of meat	4	82	39	43	188,928	89,856	99,072

*Continued*

TABLE 2.3 - *Continued*

2009 PSIC Code	Region/ Industry Description	Number of Establishments	Production Workers Directly-hired			Total Hours Worked by Production Workers Directly-hired		
			Total	Male	Female	Total	Male	Female
		(1)	(2)	(3)	(4)	(5)	(6)	(7)
C102	Processing and preserving of fish, crustaceans and mollusks	s	s	s	s	s	s	s
C103	Processing and preserving of fruits and vegetables	3	12	3	9	28,800	7,488	21,312
C105	Manufacture of dairy products	s	s	s	s	s	s	s
C106	Manufacture of grain mill products, starches and starch products	39	234	212	22	470,344	425,768	44,576
C107	Manufacture of other food products	194	2,413	2,065	348	5,899,356	5,044,707	854,649
C108	Manufacture of prepared animal feeds	5	28	28	-	66,784	66,784	-
C110	Manufacture of beverages	46	322	307	15	789,984	754,884	35,100
C120	Manufacture of tobacco products	s	s	s	s	s	s	s
C131	Spinning, weaving and finishing of textiles	s	s	s	s	s	s	s
C139	Manufacture of other textiles	s	s	s	s	s	s	s
C142	Custom tailoring and dressmaking	7	42	16	26	84,000	30,720	53,280
C162	Manufacture of products of wood, cork, straw and plaiting materials	3	5	5	-	11,232	11,232	-
C181	Printing and service activities related to printing	37	558	315	243	1,392,768	786,240	606,528
C182	Reproduction of recorded media	s	-	-	-	-	-	-
C192	Manufacture of refined petroleum products	s	s	s	s	s	s	s
C199	Manufacture of other fuel products	s	s	s	s	s	s	s
C201	Manufacture of basic chemicals	s	-	-	-	-	-	-
C231	Manufacture of glass and glass products	15	208	160	48	519,168	399,360	119,808
C239	Manufacture of non-metallic mineral products, n.e.c.							
C251	Manufacture of structural metal products, tanks, reservoirs and steam generators							
C259	Manufacture of other fabricated metal products; metal working service activities	4	7	7	-	17,472	17,472	-
C282	Manufacture of special purpose machinery	9	8	8	-	17,184	17,184	-
C310	Manufacture of furniture	3	420	399	21	1,083,840	1,029,960	53,880
C321	Manufacture of jewelry, bijouterie and related articles	13	116	116	-	288,288	288,288	-
C329	Other manufacturing, n.e.c.	s	-	-	-	-	-	-
C331	Repair of fabricated metal products, machinery and equipment	s	-	-	-	-	-	-
		9	29	29	-	70,912	70,912	-
	III - Central Luzon	2,456	130,998	77,031	53,967	337,899,331	196,508,918	141,390,413
C101	Processing and preserving of meat	79	4,117	2,309	1,807	9,665,698	5,442,056	4,223,642
C102	Processing and preserving of fish, crustaceans and mollusks	23	684	541	143	1,741,118	1,383,610	357,508
C103	Processing and preserving of fruits and vegetables	18	626	451	175	1,623,112	1,177,059	446,053
C104	Manufacture of vegetable and animal oils and fats	3	87	31	56	243,840	84,480	159,360
C105	Manufacture of dairy products	11	1,313	697	616	3,268,560	1,733,258	1,535,302
C106	Manufacture of grain mill products, starches and starch products	134	2,277	2,143	134	5,438,501	5,105,573	332,928

*Continued*

TABLE 2.3 - *Continued*

2009 PSIC Code	Region/ Industry Description	Number of Establishments	Production Workers Directly-hired			Total Hours Worked by Production Workers Directly-hired		
			Total	Male	Female	Total	Male	Female
		(1)	(2)	(3)	(4)	(5)	(6)	(7)
C107	Manufacture of other food products	619	12,849	10,019	2,830	34,991,289	26,133,281	8,858,009
C108	Manufacture of prepared animal feeds	53	2,675	2,267	408	7,115,847	6,108,012	1,007,834
C110	Manufacture of beverages	260	3,888	2,277	1,611	10,786,491	6,304,803	4,481,688
C120	Manufacture of tobacco products	s	s	s	s	s	s	s
C131	Spinning, weaving and finishing of textiles	17	1,291	1,049	242	3,135,295	2,567,698	567,597
C139	Manufacture of other textiles	44	6,211	2,705	3,506	19,559,158	8,553,434	11,005,725
C141	Manufacture of wearing apparel, except fur apparel	154	16,155	6,693	9,462	42,518,314	17,809,273	24,709,041
C142	Custom tailoring and dressmaking	23	279	54	225	687,768	119,320	568,448
C143	Manufacture of knitted and crocheted apparel							
C151	Tanning and dressing of leather; manufacture of luggage and handbags	10	9,987	4,082	5,905	23,230,494	9,471,438	13,759,057
C152	Manufacture of footwear	11	3,114	1,594	1,521	8,962,029	4,468,903	4,493,127
C161	Sawmilling and planing of wood	33	1,350	939	411	3,205,880	2,245,708	960,172
C162	Manufacture of products of wood, cork, straw and plaiting materials							
C170	Manufacture of paper and paper products	33	1,715	1,535	181	4,466,452	3,974,427	492,026
C181	Printing and service activities related to printing	123	2,110	1,649	461	5,074,480	4,021,824	1,052,656
C192	Manufacture of refined petroleum products	3	1,210	1,080	130	2,499,057	2,253,201	245,856
C201	Manufacture of basic chemicals	19	365	363	2	843,597	840,429	3,168
C202	Manufacture of other chemical products, n.e.c.	29	1,009	670	339	2,411,905	1,637,811	774,094
C210	Manufacture of pharmaceuticals, medicinal chemical and botanical products	19	1,018	505	513	2,433,448	1,227,810	1,205,638
C221	Manufacture of rubber products	11	2,654	2,352	302	5,867,240	5,139,520	727,720
C222	Manufacture of plastic products	90	3,986	2,880	1,107	10,408,891	7,384,414	3,024,477
C231	Manufacture of glass and glass products	8	649	528	121	1,558,088	1,263,594	294,494
C239	Manufacture of non-metallic mineral products, n.e.c.	137	5,575	5,103	472	14,045,520	12,799,872	1,245,648
C241	Manufacture of basic iron and steel	47	1,451	1,400	51	3,468,193	3,351,450	116,743
C242	Manufacture of basic precious and other non-ferrous metals	5	75	71	4	192,109	182,125	9,984
C243	Casting of metals	5	40	40	-	99,840	99,840	-
C251	Manufacture of structural metal products, tanks, reservoirs and steam generators	49	710	576	134	1,705,248	1,390,560	314,688
C252	Manufacture of weapons and ammunition	37	6,175	3,526	2,649	15,689,864	9,002,184	6,687,680
C259	Manufacture of other fabricated metal products; metal working service activities							
C261	Manufacture of electronic components	15	8,241	1,781	6,460	20,818,927	4,751,987	16,066,940
C262	Manufacture of computers and peripheral equipment and accessories	5	2,507	791	1,716	6,335,977	1,994,621	4,341,356
C264	Manufacture of consumer electronics	4	183	89	94	598,464	285,408	313,056
C265	Manufacture of measuring, testing, navigating and control equipment; watches and clocks							
C271	Manufacture of electric motors, generators, transformers and electricity distribution and control apparatus	9	249	223	26	643,296	580,800	62,496

*Continued*

TABLE 2.3 - Continued

2009 PSIC Code	Region/ Industry Description	Number of Establishments	Production Workers Directly-hired			Total Hours Worked by Production Workers Directly-hired			
			Total	Male	Female	Total	Male	Female	
		(1)	(2)	(3)	(4)	(5)	(6)	(7)	
C272	Manufacture of batteries and accumulators	3	1,217	1,188	29	3,210,576	3,134,016	76,560	
C273	Manufacture of wiring and wiring devices	8	375	350	25	954,595	898,147	56,448	
C274	Manufacture of electric lighting equipment	7	1,213	715	499	2,945,482	1,694,027	1,251,455	
C275	Manufacture of domestic appliances	5	660	405	255	1,647,360	1,010,880	636,480	
C279	Manufacture of other electrical equipment	5	306	232	74	809,604	617,856	191,748	
C281	Manufacture of general purpose machinery	13	526	393	133	1,490,101	1,064,395	425,706	
C282	Manufacture of special purpose machinery	17	701	433	268	1,696,104	1,078,104	618,000	
C291	Manufacture of motor vehicles	}	4	414	409	5	1,035,840	1,020,864	14,976
C292	Manufacture of bodies (coachwork) for motor vehicles; manufacture of trailers and semi-trailers								
C293	Manufacture of parts and accessories for motor vehicles								
C301	Building of ships and boats	s	s	s	s	s	s	s	
C303	Manufacture of air and spacecraft and related machinery	5	975	697	278	2,455,180	1,759,815	695,365	
C309	Manufacture of transport equipment, n.e.c.	23	142	136	6	354,432	339,456	14,976	
C310	Manufacture of furniture	94	2,406	1,899	507	6,052,819	4,727,876	1,324,943	
C321	Manufacture of jewelry, bijouterie and related articles	13	100	82	19	249,088	202,496	46,592	
C322	Manufacture of musical instruments	s	s	s	s	s	s	s	
C323	Manufacture of sports goods	4	503	335	168	1,759,680	1,189,344	570,336	
C324	Manufacture of games and toys	6	515	161	354	1,241,936	385,456	856,480	
C325	Manufacture of medical and dental instruments and supplies	8	875	283	592	1,814,950	609,621	1,205,329	
C329	Other manufacturing, n.e.c.	46	1,247	356	891	2,957,264	863,056	2,094,208	
C331	Repair of fabricated metal products, machinery and equipment	43	585	485	100	1,364,215	1,114,615	249,600	
C332	Installation of industrial machinery and equipment	s	-	-	-	-	-	-	
	<b>IVA - CALABARZON</b>	<b>4,340</b>	<b>313,819</b>	<b>157,075</b>	<b>156,745</b>	<b>809,562,560</b>	<b>402,364,301</b>	<b>407,198,259</b>	
C101	Processing and preserving of meat	51	4,401	2,616	1,785	10,974,696	6,520,293	4,454,403	
C102	Processing and preserving of fish, crustaceans and mollusks	13	264	167	97	779,280	537,168	242,112	
C103	Processing and preserving of fruits and vegetables	16	2,204	1,321	883	5,315,283	3,154,048	2,161,235	
C104	Manufacture of vegetable and animal oils and fats	41	2,048	1,675	373	4,942,455	4,057,256	885,199	
C105	Manufacture of dairy products	21	1,515	1,098	417	4,316,960	3,021,317	1,295,643	
C106	Manufacture of grain mill products, starches and starch products	86	791	697	94	1,965,270	1,730,646	234,624	
C107	Manufacture of other food products	1,144	17,495	12,039	5,457	42,966,256	29,818,335	13,147,921	
C108	Manufacture of prepared animal feeds	79	3,758	3,735	23	8,816,980	8,759,412	57,568	
C110	Manufacture of beverages	446	4,203	3,363	840	10,591,314	8,580,010	2,011,304	
C120	Manufacture of tobacco products	3	333	223	110	823,016	553,792	269,224	
C131	Spinning, weaving and finishing of textiles	10	990	780	210	2,750,421	2,178,837	571,584	
C139	Manufacture of other textiles	35	1,523	661	862	4,200,992	1,874,048	2,326,944	
C141	Manufacture of wearing apparel, except fur apparel	259	36,073	9,458	26,615	93,984,987	24,959,492	69,025,495	

Continued

TABLE 2.3 - *Continued*

2009 PSIC Code	Region/ Industry Description	Number of Establishments	Production Workers Directly-hired			Total Hours Worked by Production Workers Directly-hired		
			Total	Male	Female	Total	Male	Female
		(1)	(2)	(3)	(4)	(5)	(6)	(7)
C142	Custom tailoring and dressmaking	88	1,862	966	895	3,841,884	2,005,758	1,836,126
C143	Manufacture of knitted and crocheted apparel	3	629	172	457	1,439,890	393,570	1,046,320
C151	Tanning and dressing of leather; manufacture of luggage and handbags	6	188	35	153	387,822	59,478	328,344
C152	Manufacture of footwear	36	3,245	2,752	493	11,356,273	9,726,645	1,629,628
C161	Sawmilling and planing of wood	89	7,054	4,840	2,214	18,227,809	12,946,414	5,281,395
C162	Manufacture of products of wood, cork, straw and plaiting materials							
C170	Manufacture of paper and paper products							
C181	Printing and service activities related to printing	145	4,890	2,258	2,632	12,265,995	5,661,419	6,604,576
C182	Reproduction of recorded media	s	s	s	s	s	s	s
C192	Manufacture of refined petroleum products	6	198	175	23	492,496	435,088	57,408
C199	Manufacture of other fuel products							
C201	Manufacture of basic chemicals	37	873	707	166	2,164,359	1,758,509	405,851
C202	Manufacture of other chemical products, n.e.c.	89	3,823	2,062	1,762	9,108,402	4,952,488	4,155,914
C210	Manufacture of pharmaceuticals, medicinal chemical and botanical products	30	1,503	1,197	306	4,089,814	3,294,927	794,888
C221	Manufacture of rubber products	36	2,620	1,209	1,411	7,152,224	3,278,726	3,873,498
C222	Manufacture of plastic products	170	12,871	7,729	5,142	34,934,163	20,701,855	14,232,308
C231	Manufacture of glass and glass products	26	2,095	1,900	195	5,218,280	4,735,808	482,472
C239	Manufacture of non-metallic mineral products, n.e.c.	116	5,482	5,015	468	13,522,311	12,345,904	1,176,407
C241	Manufacture of basic iron and steel	79	3,570	3,404	166	9,032,438	8,619,091	413,347
C242	Manufacture of basic precious and other non-ferrous metals	9	462	418	44	1,159,344	1,044,528	114,816
C243	Casting of metals	15	679	510	169	1,939,353	1,479,240	460,113
C251	Manufacture of structural metal products, tanks, reservoirs and steam generators	102	5,922	4,800	1,122	13,572,749	10,891,344	2,681,404
C259	Manufacture of other fabricated metal products; metal working service activities	222	18,981	10,728	8,252	47,889,514	27,090,988	20,798,525
C261	Manufacture of electronic components	99	59,886	19,992	39,894	161,025,064	53,385,310	107,639,753
C262	Manufacture of computers and peripheral equipment and accessories	24	7,324	2,173	5,152	20,485,077	5,801,318	14,683,759
C263	Manufacture of communication equipment	8	739	330	409	1,882,086	826,449	1,055,638
C264	Manufacture of consumer electronics	10	2,319	1,153	1,166	5,616,423	2,819,168	2,797,255
C265	Manufacture of measuring, testing, navigating and control equipment; watches and clocks	6	343	71	272	888,589	180,933	707,656
C267	Manufacture of optical instruments and photographic equipment	7	3,132	917	2,215	8,442,501	2,526,136	5,916,365
C271	Manufacture of electric motors, generators, transformers and electricity distribution and control apparatus	25	7,495	2,020	5,476	18,838,530	5,093,217	13,745,312
C272	Manufacture of batteries and accumulators	4	320	159	161	817,552	404,320	413,232
C273	Manufacture of wiring and wiring devices	24	7,104	1,719	5,385	18,113,821	4,431,152	13,682,669
C274	Manufacture of electric lighting equipment	15	1,789	458	1,331	4,418,387	1,166,030	3,252,357

*Continued*

TABLE 2.3 - *Continued*

2009 PSIC Code	Region/ Industry Description	Number of Establishments	Production Workers Directly-hired			Total Hours Worked by Production Workers Directly-hired		
			Total	Male	Female	Total	Male	Female
		(1)	(2)	(3)	(4)	(5)	(6)	(7)
C275	Manufacture of domestic appliances	14	491	478	13	1,261,320	1,228,080	33,240
C279	Manufacture of other electrical equipment	12	3,275	1,951	1,324	8,176,016	4,872,240	3,303,776
C281	Manufacture of general purpose machinery	48	3,046	2,116	929	7,700,856	5,372,914	2,327,942
C282	Manufacture of special purpose machinery	76	6,117	3,906	2,211	15,941,246	10,022,683	5,918,563
C291	Manufacture of motor vehicles	13	3,089	2,934	154	7,485,944	7,103,086	382,858
C292	Manufacture of bodies (coachwork) for motor vehicles; manufacture of trailers and semi-trailers	14	61	60	2	149,760	145,838	3,922
C293	Manufacture of parts and accessories for motor vehicles	71	29,076	12,110	16,966	73,746,305	30,183,430	43,562,875
C301	Building of ships and boats	5	120	120	-	299,520	299,520	-
C303	Manufacture of air and spacecraft and related machinery	19	4,528	3,480	1,048	11,317,387	8,610,582	2,706,805
C309	Manufacture of transport equipment, n.e.c.							
C310	Manufacture of furniture	92	2,291	2,176	115	6,030,882	5,725,296	305,586
C321	Manufacture of jewelry, bijouterie and related articles	5	143	83	60	355,521	205,621	149,900
C323	Manufacture of sports goods	9	1,982	744	1,238	4,921,313	1,821,636	3,099,677
C324	Manufacture of games and toys	6	793	252	541	1,978,304	628,704	1,349,600
C325	Manufacture of medical and dental instruments and supplies	16	5,903	2,522	3,381	14,723,506	6,291,504	8,432,002
C329	Other manufacturing, n.e.c.	27	857	712	145	2,139,072	1,777,152	361,920
C331	Repair of fabricated metal products, machinery and equipment	116	4,052	2,917	1,135	10,090,208	7,257,600	2,832,608
	<b>MIMAROPA</b>	<b>353</b>	<b>4,111</b>	<b>3,279</b>	<b>832</b>	<b>10,323,734</b>	<b>8,218,579</b>	<b>2,105,155</b>
C101	Processing and preserving of meat	s	s	s	s	s	s	s
C103	Processing and preserving of fruits and vegetables	s	s	s	s	s	s	s
C104	Manufacture of vegetable and animal oils and fats	3	79	66	13	243,632	212,296	31,336
C105	Manufacture of dairy products	s	s	s	s	s	s	s
C106	Manufacture of grain mill products, starches and starch products	89	767	700	66	1,721,024	1,572,864	148,160
C107	Manufacture of other food products	113	1,548	1,123	425	3,895,776	2,795,904	1,099,872
C110	Manufacture of beverages	61	297	182	115	795,264	486,144	309,120
C131	Spinning, weaving and finishing of textiles	s	s	s	s	s	s	s
C142	Custom tailoring and dressmaking	4	13	5	8	26,640	9,360	17,280
C151	Tanning and dressing of leather; manufacture of luggage and handbags	s	s	s	s	s	s	s
C162	Manufacture of products of wood, cork, straw and plaiting materials	s	s	s	s	s	s	s
C181	Printing and service activities related to printing	28	506	435	72	1,290,696	1,112,232	178,464
C192	Manufacture of refined petroleum products	s	s	s	s	s	s	s
C201	Manufacture of basic chemicals	5	50	50	-	95,472	95,472	-
C202	Manufacture of other chemical products, n.e.c.							
C210	Manufacture of pharmaceuticals, medicinal chemical and botanical products	s	s	s	s	s	s	

*Continued*

TABLE 2.3 - *Continued*

2009 PSIC Code	Region/ Industry Description	Number of Establishments	Production Workers Directly-hired			Total Hours Worked by Production Workers Directly-hired		
			Total	Male	Female	Total	Male	Female
		(1)	(2)	(3)	(4)	(5)	(6)	(7)
C222	Manufacture of plastic products	s	-	-	-	-	-	-
C239	Manufacture of non-metallic mineral products, n.e.c.	24	273	268	5	635,328	622,848	12,480
C242	Manufacture of basic precious and other non-ferrous metals	s	s	s	s	s	s	s
C259	Manufacture of other fabricated metal products; metal working service activities	6	24	20	5	57,264	48,144	9,120
C282	Manufacture of special purpose machinery	s	s	s	s	s	s	s
C310	Manufacture of furniture	4	14	9	5	32,400	20,220	12,180
C331	Repair of fabricated metal products, machinery and equipment	5	12	12	-	9,039	9,039	-
	<b>V - Bicol Region</b>	<b>760</b>	<b>10,593</b>	<b>8,686</b>	<b>1,907</b>	<b>22,450,859</b>	<b>18,802,542</b>	<b>3,648,317</b>
C101	Processing and preserving of meat	15	499	227	272	1,049,984	490,880	559,104
C102	Processing and preserving of fish, crustaceans and mollusks	24	681	156	525	1,504,824	353,796	1,151,028
C103	Processing and preserving of fruits and vegetables	7	77	62	15	176,076	141,516	34,560
C104	Manufacture of vegetable and animal oils and fats	7	265	240	25	654,329	589,160	65,169
C105	Manufacture of dairy products	4	108	79	29	264,576	194,688	69,888
C106	Manufacture of grain mill products, starches and starch products	127	1,150	1,007	142	2,456,376	2,170,116	286,260
C107	Manufacture of other food products	261	4,174	4,036	138	8,098,740	7,791,264	307,476
C108	Manufacture of prepared animal feeds	5	263	254	9	659,424	640,704	18,720
C110	Manufacture of beverages	84	442	434	8	1,019,772	994,812	24,960
C120	Manufacture of tobacco products	s	s	s	s	s	s	s
C131	Spinning, weaving and finishing of textiles	4	21	8	13	18,667	14,504	4,163
C139	Manufacture of other textiles	10	480	173	308	427,310	264,225	163,085
C141	Manufacture of wearing apparel, except fur apparel	34	120	35	85	267,762	78,282	189,480
C142	Custom tailoring and dressmaking							
C152	Manufacture of footwear	s	s	s	s	s	s	s
C162	Manufacture of products of wood, cork, straw and plaiting materials	19	222	69	153	472,464	154,256	318,208
C170	Manufacture of paper and paper products	s	s	s	s	s	s	s
C181	Printing and service activities related to printing	63	927	826	101	2,292,810	2,042,322	250,488
C192	Manufacture of refined petroleum products	s	s	s	s	s	s	s
C201	Manufacture of basic chemicals	3	13	10	3	32,448	24,960	7,488
C210	Manufacture of pharmaceuticals, medicinal chemical and botanical products	s	-	-	-	-	-	-
C231	Manufacture of glass and glass products	19	307	300	7	853,585	836,113	17,472
C239	Manufacture of non-metallic mineral products, n.e.c.							
C241	Manufacture of basic iron and steel	5	125	114	12	404,352	370,656	33,696
C242	Manufacture of basic precious and other non-ferrous metals							

*Continued*



TABLE 2.3 - *Continued*

2009 PSIC Code	Region/ Industry Description	Number of Establishments	Production Workers Directly-hired			Total Hours Worked by Production Workers Directly-hired		
			Total	Male	Female	Total	Male	Female
		(1)	(2)	(3)	(4)	(5)	(6)	(7)
C251	Manufacture of structural metal products, tanks, reservoirs and steam generators	4	16	16	-	39,936	39,936	-
C259	Manufacture of other fabricated metal products; metal working service activities	22	168	168	-	411,552	411,552	-
C282	Manufacture of special purpose machinery	3	23	23	-	63,056	63,056	-
C293	Manufacture of parts and accessories for motor vehicles	s	-	-	-	-	-	-
C310	Manufacture of furniture	14	198	198	-	513,984	513,984	-
C329	Other manufacturing, n.e.c.	9	82	40	42	189,312	92,160	97,152
C331	Repair of fabricated metal products, machinery and equipment	9	133	133	-	331,968	331,968	-
	<b>VI - Western Visayas</b>	<b>1,208</b>	<b>21,000</b>	<b>15,791</b>	<b>5,209</b>	<b>52,609,906</b>	<b>39,629,847</b>	<b>12,980,058</b>
C101	Processing and preserving of meat	15	309	131	178	633,930	276,530	357,400
C102	Processing and preserving of fish, crustaceans and mollusks	20	287	150	137	647,207	353,303	293,904
C103	Processing and preserving of fruits and vegetables	3	31	16	15	70,938	38,074	32,864
C104	Manufacture of vegetable and animal oils and fats	3	93	69	24	216,312	156,552	59,760
C105	Manufacture of dairy products	4	18	17	1	44,304	41,808	2,496
C106	Manufacture of grain mill products, starches and starch products	77	1,525	1,458	67	3,805,432	3,639,432	166,000
C107	Manufacture of other food products	594	12,631	8,938	3,693	32,124,861	22,716,296	9,408,565
C108	Manufacture of prepared animal feeds	3	171	158	13	426,816	394,368	32,448
C110	Manufacture of beverages	180	2,114	1,880	234	5,242,534	4,658,056	584,477
C131	Spinning, weaving and finishing of textiles	5	80	33	48	199,680	81,120	118,560
C139	Manufacture of other textiles	3	7	6	1	13,104	11,232	1,872
C141	Manufacture of wearing apparel, except fur apparel	12	105	21	84	237,744	44,928	192,816
C142	Custom tailoring and dressmaking	28	308	92	216	658,056	196,104	461,952
C161	Sawmilling and planing of wood	11	148	137	11	382,016	353,024	28,992
C162	Manufacture of products of wood, cork, straw and plaiting materials							
C170	Manufacture of paper and paper products							
C181	Printing and service activities related to printing	79	182	151	30	375,100	311,696	63,404
C199	Manufacture of other fuel products	s	s	s	s	s	s	s
C201	Manufacture of basic chemicals	10	326	278	48	865,537	738,773	126,764
C202	Manufacture of other chemical products, n.e.c.	3	11	8	3	27,456	19,968	7,488
C210	Manufacture of pharmaceuticals, medicinal chemical and botanical products	4	66	46	20	164,736	114,816	49,920
C222	Manufacture of plastic products	8	617	478	139	1,631,640	1,254,864	376,776
C231	Manufacture of glass and glass products	49	721	614	108	1,647,360	1,388,400	258,960
C239	Manufacture of non-metallic mineral products, n.e.c.							
C241	Manufacture of basic iron and steel							
C243	Casting of metals	8	71	62	9	177,632	155,168	22,464

*Continued*

TABLE 2.3 - *Continued*

2009 PSIC Code	Region/ Industry Description	Number of Establishments	Production Workers Directly-hired			Total Hours Worked by Production Workers Directly-hired		
			Total	Male	Female	Total	Male	Female
		(1)	(2)	(3)	(4)	(5)	(6)	(7)
C251	Manufacture of structural metal products, tanks, reservoirs and steam generators	4	57	56	1	132,912	130,608	2,304
C259	Manufacture of other fabricated metal products; metal working service activities	12	45	45	-	108,504	108,504	-
C273	Manufacture of wiring and wiring devices	s	s	s	s	s	s	s
C275	Manufacture of domestic appliances	s	s	s	s	s	s	s
C282	Manufacture of special purpose machinery	4	167	167	-	539,952	539,952	-
C310	Manufacture of furniture	44	444	395	49	1,078,416	953,808	124,608
C329	Other manufacturing, n.e.c.	5	159	80	79	397,024	199,680	197,344
C331	Repair of fabricated metal products, machinery and equipment	19	295	295	-	727,104	727,104	-
	<b>VII - Central Visayas</b>	<b>2,853</b>	<b>116,229</b>	<b>59,564</b>	<b>56,665</b>	<b>289,178,805</b>	<b>146,967,965</b>	<b>142,210,839</b>
C101	Processing and preserving of meat	28	1,904	1,472	431	4,620,494	3,624,971	995,523
C102	Processing and preserving of fish, crustaceans and mollusks	36	2,219	1,060	1,160	5,442,122	2,584,357	2,857,765
C103	Processing and preserving of fruits and vegetables	15	696	384	312	1,656,672	900,768	755,904
C104	Manufacture of vegetable and animal oils and fats	11	233	200	33	589,449	511,600	77,849
C105	Manufacture of dairy products	7	219	125	94	581,568	319,488	262,080
C106	Manufacture of grain mill products, starches and starch products	40	433	425	8	1,090,913	1,070,945	19,968
C107	Manufacture of other food products	1,297	17,497	8,572	8,925	44,423,742	21,854,730	22,569,012
C108	Manufacture of prepared animal feeds	10	530	525	5	1,380,973	1,368,493	12,480
C110	Manufacture of beverages	367	1,298	1,292	6	3,222,684	3,208,956	13,728
C131	Spinning, weaving and finishing of textiles	3	58	9	49	143,208	21,528	121,680
C139	Manufacture of other textiles	18	756	364	392	1,790,304	868,752	921,552
C141	Manufacture of wearing apparel, except fur apparel	43	18,051	6,204	11,846	43,699,835	14,962,400	28,737,435
C142	Custom tailoring and dressmaking	24	108	60	48	269,568	149,760	119,808
C151	Tanning and dressing of leather; manufacture of luggage and handbags	s	s	s	s	s	s	s
C152	Manufacture of footwear	14	874	517	357	1,782,240	1,031,264	750,976
C161	Sawmilling and planing of wood	29	607	369	238	1,513,824	919,776	594,048
C162	Manufacture of products of wood, cork, straw and plaiting materials							
C170	Manufacture of paper and paper products	24	1,037	759	278	2,592,264	1,897,224	695,040
C181	Printing and service activities related to printing	222	6,213	4,805	1,408	15,543,292	12,068,188	3,475,104
C199	Manufacture of other fuel products	s	s	s	s	s	s	s
C201	Manufacture of basic chemicals	19	288	244	44	689,791	579,658	110,133
C202	Manufacture of other chemical products, n.e.c.	36	1,956	761	1,195	5,230,329	1,912,678	3,317,650
C203	Manufacture of man-made fibers							
C210	Manufacture of pharmaceuticals, medicinal chemical and botanical products							
		8	380	126	254	914,592	304,192	610,400

*Continued*

TABLE 2.3 - *Continued*

2009 PSIC Code	Region/ Industry Description	Number of Establishments	Production Workers Directly-hired			Total Hours Worked by Production Workers Directly-hired		
			Total	Male	Female	Total	Male	Female
		(1)	(2)	(3)	(4)	(5)	(6)	(7)
C221	Manufacture of rubber products	9	1,475	599	876	3,776,328	1,564,831	2,211,497
C222	Manufacture of plastic products	70	3,433	2,298	1,135	8,318,680	5,533,920	2,784,760
C231	Manufacture of glass and glass products	9	938	727	211	2,428,873	1,949,556	479,317
C239	Manufacture of non-metallic mineral products, n.e.c.	76	2,605	2,355	250	6,444,826	5,819,270	625,556
C241	Manufacture of basic iron and steel	27	1,139	1,055	84	2,990,001	2,789,152	200,850
C242	Manufacture of basic precious and other non-ferrous metals							
C243	Casting of metals							
C251	Manufacture of structural metal products, tanks, reservoirs and steam generators	19	2,565	2,308	258	6,398,752	5,766,112	632,640
C252	Manufacture of weapons and ammunition	s	s	s	s	s	s	s
C259	Manufacture of other fabricated metal products; metal working service activities	47	3,270	2,270	1,001	8,068,333	5,585,848	2,482,485
C261	Manufacture of electronic components	13	16,624	2,959	13,665	45,252,164	7,258,425	37,993,739
C262	Manufacture of computers and peripheral equipment and accessories	4	2,947	353	2,594	6,144,267	747,201	5,397,066
C263	Manufacture of communication equipment							
C265	Manufacture of measuring, testing, navigating and control equipment; watches and clocks							
C267	Manufacture of optical instruments and photographic equipment	13	1,334	428	906	3,662,853	1,204,162	2,458,691
C271	Manufacture of electric motors, generators, transformers and electricity distribution and control apparatus	3	481	107	374	1,253,999	275,988	978,011
C273	Manufacture of wiring and wiring devices	s	s	s	s	s	s	s
C274	Manufacture of electric lighting equipment	4	242	132	110	655,248	353,376	301,872
C275	Manufacture of domestic appliances	3	202	181	21	644,034	569,640	74,394
C281	Manufacture of general purpose machinery	8	663	429	234	1,728,080	1,111,040	617,040
C282	Manufacture of special purpose machinery	7	335	167	168	866,040	422,520	443,520
C291	Manufacture of motor vehicles	8	202	178	25	467,341	420,047	47,293
C292	Manufacture of bodies (coachwork) for motor vehicles; manufacture of trailers and semi-trailers	10	2,571	1,168	1,403	6,454,484	2,896,196	3,558,288
C293	Manufacture of parts and accessories for motor vehicles							
C301	Building of ships and boats	6	1,207	1,188	19	2,671,648	2,626,184	45,464
C309	Manufacture of transport equipment, n.e.c.	s	s	s	s	s	s	s
C310	Manufacture of furniture	133	8,940	7,023	1,916	20,937,105	16,582,491	4,354,614
C321	Manufacture of jewelry, bijouterie and related articles	37	2,094	985	1,109	4,988,504	2,357,096	2,631,408
C322	Manufacture of musical instruments	s	s	s	s	s	s	s
C323	Manufacture of sports goods	s	s	s	s	s	s	s
C324	Manufacture of games and toys	3	650	295	355	1,617,739	772,069	845,670
C325	Manufacture of medical and dental instruments and supplies	5	481	76	405	1,017,824	169,406	848,418
C329	Other manufacturing, n.e.c.	18	430	315	116	957,140	692,356	264,784

*Continued*

TABLE 2.3 - *Continued*

2009 PSIC Code	Region/ Industry Description	Number of Establishments	Production Workers Directly-hired			Total Hours Worked by Production Workers Directly-hired		
			Total	Male	Female	Total	Male	Female
		(1)	(2)	(3)	(4)	(5)	(6)	(7)
C331	Repair of fabricated metal products, machinery and equipment	54	2,137	2,123	14	5,367,638	5,335,110	32,528
	<b>VIII - Eastern Visayas</b>	<b>871</b>	<b>10,101</b>	<b>7,605</b>	<b>2,496</b>	<b>25,066,115</b>	<b>18,917,504</b>	<b>6,148,612</b>
C101	Processing and preserving of meat	s	s	s	s	s	s	s
C102	Processing and preserving of fish, crustaceans and mollusks	3	125	104	21	310,848	259,584	51,264
C103	Processing and preserving of fruits and vegetables	s	s	s	s	s	s	s
C104	Manufacture of vegetable and animal oils and fats	6	329	314	15	857,489	821,297	36,192
C106	Manufacture of grain mill products, starches and starch products	97	1,078	874	205	2,691,312	2,180,256	511,056
C107	Manufacture of other food products	529	5,455	3,821	1,634	13,614,432	9,537,216	4,077,216
C110	Manufacture of beverages	108	708	606	102	1,698,388	1,462,036	236,352
C139	Manufacture of other textiles	s	s	s	s	s	s	s
C142	Custom tailoring and dressmaking	3	6	6	-	10,483	10,483	-
C162	Manufacture of products of wood, cork, straw and plaiting materials	s	s	s	s	s	s	s
C170	Manufacture of paper and paper products	3	207	174	33	516,672	434,304	82,368
C181	Printing and service activities related to printing	36	175	122	53	426,683	295,484	131,200
C192	Manufacture of refined petroleum products	s	s	s	s	s	s	s
C201	Manufacture of basic chemicals	7	304	269	35	742,779	659,150	83,629
C202	Manufacture of other chemical products, n.e.c.							
C210	Manufacture of pharmaceuticals, medicinal chemical and botanical products							
C221	Manufacture of rubber products	s	s	s	s	s	s	s
C222	Manufacture of plastic products	s	-	-	-	-	-	-
C222	Manufacture of plastic products	s	s	s	s	s	s	s
C231	Manufacture of glass and glass products	6	25	17	8	60,211	40,320	19,891
C239	Manufacture of non-metallic mineral products, n.e.c.	18	90	82	8	215,040	195,072	19,968
C242	Manufacture of basic precious and other non-ferrous metals	s	s	s	s	s	s	s
C243	Casting of metals	s	s	s	s	s	s	s
C251	Manufacture of structural metal products, tanks, reservoirs and steam generators	s	s	s	s	s	s	s
C259	Manufacture of other fabricated metal products; metal working service activities	18	44	33	11	101,304	75,096	26,208
C273	Manufacture of wiring and wiring devices	s	s	s	s	s	s	s
C282	Manufacture of special purpose machinery	s	s	s	s	s	s	s
C310	Manufacture of furniture	9	32	29	3	79,248	71,136	8,112
C329	Other manufacturing, n.e.c.	7	63	51	12	144,170	119,710	24,460
C331	Repair of fabricated metal products, machinery and equipment	6	20	16	4	44,928	34,944	9,984

*Continued*

TABLE 2.3 - *Continued*

2009 PSIC Code	Region/ Industry Description	Number of Establishments	Production Workers Directly-hired			Total Hours Worked by Production Workers Directly-hired		
			Total	Male	Female	Total	Male	Female
		(1)	(2)	(3)	(4)	(5)	(6)	(7)
	<b>IX - Zamboanga Peninsula</b>	<b>522</b>	<b>14,883</b>	<b>7,226</b>	<b>7,657</b>	<b>35,009,143</b>	<b>17,200,617</b>	<b>17,808,527</b>
C101	Processing and preserving of meat	6	9	9	-	24,096	24,096	-
C102	Processing and preserving of fish, crustaceans and mollusks	23	5,934	2,438	3,496	13,520,596	5,492,065	8,028,532
C103	Processing and preserving of fruits and vegetables	s	-	-	-	-	-	-
C104	Manufacture of vegetable and animal oils and fats	4	160	126	34	399,360	314,496	84,864
C105	Manufacture of dairy products	s	s	s	s	s	s	s
C106	Manufacture of grain mill products, starches and starch products	79	308	308	-	768,768	768,768	-
C107	Manufacture of other food products	244	6,327	2,526	3,801	14,552,758	5,802,304	8,750,454
C108	Manufacture of prepared animal feeds	s	s	s	s	s	s	s
C110	Manufacture of beverages	53	659	564	95	1,950,624	1,623,648	326,976
C142	Custom tailoring and dressmaking	10	30	18	12	72,000	43,200	28,800
C161	Sawmilling and planing of wood	3	314	250	64	748,640	596,064	152,576
C162	Manufacture of products of wood, cork, straw and plaiting materials							
C181	Printing and service activities related to printing							
C202	Manufacture of other chemical products, n.e.c.	s	-	-	-	-	-	-
C221	Manufacture of rubber products	5	342	327	15	853,632	815,360	38,272
C222	Manufacture of plastic products	3	16	8	8	39,936	19,968	19,968
C231	Manufacture of glass and glass products	12	54	54	-	134,784	134,784	-
C239	Manufacture of non-metallic mineral products, n.e.c.							
C241	Manufacture of basic iron and steel	s	s	s	s	s	s	s
C251	Manufacture of structural metal products, tanks, reservoirs and steam generators	s	-	-	-	-	-	-
C259	Manufacture of other fabricated metal products; metal working service activities	5	372	297	75	1,041,888	838,320	203,568
C301	Building of ships and boats	s	s	s	s	s	s	s
C310	Manufacture of furniture	13	66	66	-	139,104	139,104	-
C324	Manufacture of games and toys	7	122	86	36	333,901	213,048	120,853
C329	Other manufacturing, n.e.c.							
C331	Repair of fabricated metal products, machinery and equipment	14	77	77	-	191,360	191,360	-
	<b>X - Northern Mindanao</b>	<b>774</b>	<b>12,008</b>	<b>10,173</b>	<b>1,835</b>	<b>30,931,827</b>	<b>26,224,591</b>	<b>4,707,236</b>
C101	Processing and preserving of meat	14	788	583	205	2,281,473	1,694,028	587,445
C102	Processing and preserving of fish, crustaceans and mollusks	s	s	s	s	s	s	s
C103	Processing and preserving of fruits and vegetables	12	539	307	232	1,239,640	714,160	525,480
C104	Manufacture of vegetable and animal oils and fats	10	545	451	94	1,437,553	1,175,811	261,742
C105	Manufacture of dairy products	6	561	428	133	1,287,915	981,305	306,610

*Continued*

TABLE 2.3 - *Continued*

2009 PSIC Code	Region/ Industry Description	Number of Establishments	Production Workers Directly-hired			Total Hours Worked by Production Workers Directly-hired		
			Total	Male	Female	Total	Male	Female
		(1)	(2)	(3)	(4)	(5)	(6)	(7)
C106	Manufacture of grain mill products, starches and starch products	85	1,552	1,552	-	3,834,226	3,834,226	-
C107	Manufacture of other food products	311	4,336	3,862	474	11,438,392	10,225,544	1,212,848
C108	Manufacture of prepared animal feeds	6	106	70	37	353,520	218,880	134,640
C110	Manufacture of beverages	51	430	404	26	1,084,200	1,023,360	60,840
C139	Manufacture of other textiles	s	s	s	s	s	s	s
C141	Manufacture of wearing apparel, except fur apparel	4	34	14	20	86,864	34,944	51,920
C142	Custom tailoring and dressmaking	25	148	88	60	369,408	218,816	150,592
C152	Manufacture of footwear	s	s	s	s	s	s	s
C161	Sawmilling and planing of wood	21	247	215	32	478,200	416,760	61,440
C162	Manufacture of products of wood, cork, straw and plaiting materials	9	239	173	66	601,960	432,640	169,320
C170	Manufacture of paper and paper products	8	384	194	190	1,006,816	494,320	512,496
C181	Printing and service activities related to printing	70	81	81	-	183,495	183,495	-
C192	Manufacture of refined petroleum products	s	s	s	s	s	s	s
C201	Manufacture of basic chemicals	10	308	286	22	713,808	662,557	51,251
C202	Manufacture of other chemical products, n.e.c.	4	231	210	21	753,465	684,084	69,381
C210	Manufacture of pharmaceuticals, medicinal chemical and botanical products	s	s	s	s	s	s	s
C221	Manufacture of rubber products	s	s	s	s	s	s	s
C222	Manufacture of plastic products	5	137	98	39	363,072	260,160	102,912
C231	Manufacture of glass and glass products	27	216	176	40	534,144	434,304	99,840
C239	Manufacture of non-metallic mineral products, n.e.c.							
C241	Manufacture of basic iron and steel	11	314	304	10	790,088	766,064	24,024
C243	Casting of metals	s	s	s	s	s	s	s
C251	Manufacture of structural metal products, tanks, reservoirs and steam generators	5	4	4	-	10,416	10,416	-
C252	Manufacture of weapons and ammunition	s	-	-	-	-	-	-
C259	Manufacture of other fabricated metal products; metal working service activities	11	228	224	4	656,640	644,640	12,000
C282	Manufacture of special purpose machinery	4	11	11	-	29,040	29,040	-
C291	Manufacture of motor vehicles	4	-	-	-	-	-	-
C292	Manufacture of bodies (coachwork) for motor vehicles; manufacture of trailers and semi-trailers	s	s	s	s	s	s	s
C310	Manufacture of furniture	13	98	87	11	245,024	217,568	27,456
C321	Manufacture of jewelry, bijouterie and related articles	3	2	2	-	4,992	4,992	-
C324	Manufacture of games and toys							
C325	Manufacture of medical and dental instruments and supplies							
C329	Other manufacturing, n.e.c.							
C331	Repair of fabricated metal products, machinery and equipment	28	185	185	-	497,790	497,790	-

*Continued*

TABLE 2.3 - *Continued*

2009 PSIC Code	Region/ Industry Description	Number of Establishments	Production Workers Directly-hired			Total Hours Worked by Production Workers Directly-hired		
			Total	Male	Female	Total	Male	Female
		(1)	(2)	(3)	(4)	(5)	(6)	(7)
	<b>XI - Davao Region</b>	<b>1,173</b>	<b>24,100</b>	<b>19,168</b>	<b>4,932</b>	<b>60,003,406</b>	<b>47,880,717</b>	<b>12,122,689</b>
C101	Processing and preserving of meat	14	1,144	679	464	2,786,347	1,659,514	1,126,833
C102	Processing and preserving of fish, crustaceans and mollusks	3	72	64	8	178,944	159,264	19,680
C103	Processing and preserving of fruits and vegetables	15	617	305	312	1,435,200	692,224	742,976
C104	Manufacture of vegetable and animal oils and fats	19	2,040	1,562	478	5,053,104	3,862,656	1,190,448
C105	Manufacture of dairy products	3	20	14	6	43,488	30,240	13,248
C106	Manufacture of grain mill products, starches and starch products	70	1,047	1,047	-	2,276,896	2,276,896	-
C107	Manufacture of other food products	551	6,544	5,238	1,307	16,408,064	13,104,016	3,304,048
C108	Manufacture of prepared animal feeds	11	753	569	184	1,878,048	1,418,976	459,072
C110	Manufacture of beverages	64	1,262	1,147	115	3,150,576	2,863,536	287,040
C120	Manufacture of tobacco products	s	s	s	s	s	s	s
C131	Spinning, weaving and finishing of textiles	4	99	80	19	247,224	199,800	47,424
C139	Manufacture of other textiles	9	241	207	35	528,576	454,944	73,632
C141	Manufacture of wearing apparel, except fur apparel	4	27	11	17	59,083	23,301	35,781
C142	Custom tailoring and dressmaking	53	242	128	114	586,336	309,296	277,040
C152	Manufacture of footwear	4	33	26	7	80,640	64,208	16,432
C161	Sawmilling and planing of wood	22	699	574	125	1,829,591	1,517,947	311,644
C162	Manufacture of products of wood, cork, straw and plaiting materials							
C170	Manufacture of paper and paper products							
C181	Printing and service activities related to printing	78	1,918	1,150	768	4,787,328	2,870,400	1,916,928
C192	Manufacture of refined petroleum products	s	s	s	s	s	s	s
C201	Manufacture of basic chemicals	11	211	203	7	525,824	507,520	18,304
C202	Manufacture of other chemical products, n.e.c.	17	816	715	101	2,036,912	1,785,812	251,100
C210	Manufacture of pharmaceuticals, medicinal chemical and botanical products	4	159	92	67	391,848	225,384	166,464
C221	Manufacture of rubber products	4	92	84	8	231,744	211,584	20,160
C222	Manufacture of plastic products	28	1,886	1,628	258	5,447,323	4,731,343	715,980
C231	Manufacture of glass and glass products	4	80	80	-	194,688	194,688	-
C239	Manufacture of non-metallic mineral products, n.e.c.	20	520	508	12	1,356,526	1,326,574	29,952
C241	Manufacture of basic iron and steel	17	509	469	40	1,262,352	1,162,512	99,840
C242	Manufacture of basic precious and other non-ferrous metals	4	105	105	-	263,888	263,888	-
C243	Casting of metals	s	s	s	s	s	s	s
C251	Manufacture of structural metal products, tanks, reservoirs and steam generators	12	142	114	28	363,528	281,313	82,215
C252	Manufacture of weapons and ammunition	s	s	s	s	s	s	s
C259	Manufacture of other fabricated metal products; metal working service activities	23	123	123	-	307,008	307,008	-

*Continued*

TABLE 2.3 - Continued

2009 PSIC Code	Region/ Industry Description	Number of Establishments	Production Workers Directly-hired			Total Hours Worked by Production Workers Directly-hired			
			Total	Male	Female	Total	Male	Female	
			(1)	(2)	(3)	(4)	(5)	(6)	(7)
C265	Manufacture of measuring, testing, navigating and control equipment; watches and clocks	s	s	s	s	s	s	s	
C275	Manufacture of domestic appliances	s	s	s	s	s	s	s	
C279	Manufacture of other electrical equipment	s	s	s	s	s	s	s	
C281	Manufacture of general purpose machinery	3	11	9	2	28,752	23,472	5,280	
C282	Manufacture of special purpose machinery	6	16	16	-	39,936	39,936	-	
C291	Manufacture of motor vehicles	s	s	s	s	s	s	s	
C293	Manufacture of parts and accessories for motor vehicles	s	s	s	s	s	s	s	
C301	Building of ships and boats	}	3	27	23	4	70,598	60,038	10,560
C309	Manufacture of transport equipment, n.e.c.								
C310	Manufacture of furniture	27	695	490	205	1,339,264	1,038,720	300,544	
C321	Manufacture of jewelry, bijouterie and related articles	s	s	s	s	s	s	s	
C329	Other manufacturing, n.e.c.	6	159	147	12	348,204	318,460	29,744	
C331	Repair of fabricated metal products, machinery and equipment	37	799	729	70	1,976,888	1,805,088	171,800	
	<b>XII - SOCCSKSARGEN</b>	<b>629</b>	<b>12,319</b>	<b>7,771</b>	<b>4,548</b>	<b>31,837,316</b>	<b>19,774,436</b>	<b>12,062,880</b>	
C101	Processing and preserving of meat	9	407	234	173	896,112	531,952	364,160	
C102	Processing and preserving of fish, crustaceans and mollusks	24	1,900	950	950	4,639,445	2,316,054	2,323,391	
C103	Processing and preserving of fruits and vegetables	3	4,242	2,184	2,058	11,526,434	5,981,481	5,544,953	
C104	Manufacture of vegetable and animal oils and fats	5	342	330	12	814,080	786,048	28,032	
C105	Manufacture of dairy products	s	s	s	s	s	s	s	
C106	Manufacture of grain mill products, starches and starch products	110	508	499	9	1,071,432	1,048,824	22,608	
C107	Manufacture of other food products	203	2,066	1,021	1,046	5,929,752	2,901,616	3,028,136	
C108	Manufacture of prepared animal feeds	5	74	60	14	164,656	132,768	31,888	
C110	Manufacture of beverages	37	221	214	7	446,208	428,736	17,472	
C131	Spinning, weaving and finishing of textiles	}	3	24	19	5	59,904	47,424	12,480
C139	Manufacture of other textiles								
C141	Manufacture of wearing apparel, except fur apparel	4	44	15	29	104,256	34,560	69,696	
C142	Custom tailoring and dressmaking	8	30	9	21	57,600	17,280	40,320	
C152	Manufacture of footwear	s	s	s	s	s	s	s	
C161	Sawmilling and planing of wood	3	30	30	-	81,024	81,024	-	
C162	Manufacture of products of wood, cork, straw and plaiting materials	5	261	210	52	634,728	509,244	125,484	
C170	Manufacture of paper and paper products	s	s	s	s	s	s	s	
C181	Printing and service activities related to printing	70	314	245	70	754,491	590,331	164,160	
C192	Manufacture of refined petroleum products	s	s	s	s	s	s	s	
C201	Manufacture of basic chemicals	4	8	8	-	6,624	6,624	-	
C202	Manufacture of other chemical products, n.e.c.	5	69	69	-	172,224	172,224	-	

Continued



TABLE 2.3 - *Continued*

2009 PSIC Code	Region/ Industry Description	Number of Establishments	Production Workers Directly-hired			Total Hours Worked by Production Workers Directly-hired		
			Total	Male	Female	Total	Male	Female
		(1)	(2)	(3)	(4)	(5)	(6)	(7)
C210	Manufacture of pharmaceuticals, medicinal chemical and botanical products	s	s	s	s	s	s	s
C221	Manufacture of rubber products	5	102	102	-	214,784	214,784	-
C222	Manufacture of plastic products	s	s	s	s	s	s	s
C231	Manufacture of glass and glass products	20	263	261	2	608,672	603,680	4,992
C239	Manufacture of non-metallic mineral products, n.e.c.							
C241	Manufacture of basic iron and steel	4	31	26	5	79,680	67,200	12,480
C243	Casting of metals	s	s	s	s	s	s	s
C251	Manufacture of structural metal products, tanks, reservoirs and steam generators	4	68	65	3	168,480	162,240	6,240
C259	Manufacture of other fabricated metal products; metal working service activities	38	174	157	17	492,672	444,324	48,348
C282	Manufacture of special purpose machinery	4	13	13	-	30,240	30,240	-
C301	Building of ships and boats	3	53	53	-	161,680	161,680	-
C309	Manufacture of transport equipment, n.e.c.							
C310	Manufacture of furniture	11	265	240	25	824,448	757,248	67,200
C323	Manufacture of sports goods	s	s	s	s	s	s	s
C331	Repair of fabricated metal products, machinery and equipment	31	633	630	3	1,428,602	1,422,242	6,360
	<b>XIII - Caraga</b>	<b>440</b>	<b>8,233</b>	<b>7,639</b>	<b>594</b>	<b>20,704,174</b>	<b>19,122,506</b>	<b>1,581,668</b>
C101	Processing and preserving of meat	4	125	115	10	422,547	399,723	22,824
C102	Processing and preserving of fish, crustaceans and mollusks	s	s	s	s	s	s	s
C103	Processing and preserving of fruits and vegetables	s	s	s	s	s	s	s
C104	Manufacture of vegetable and animal oils and fats	5	171	168	3	539,480	531,480	8,000
C106	Manufacture of grain mill products, starches and starch products	49	833	833	-	1,980,840	1,980,840	-
C107	Manufacture of other food products	185	4,469	4,348	121	10,918,476	10,604,616	313,860
C108	Manufacture of prepared animal feeds	s	-	-	-	-	-	-
C110	Manufacture of beverages	71	84	84	-	209,664	209,664	-
C139	Manufacture of other textiles	s	-	-	-	-	-	-
C142	Custom tailoring and dressmaking	9	24	6	18	55,296	13,824	41,472
C152	Manufacture of footwear	s	s	s	s	s	s	s
C161	Sawmilling and planing of wood	5	79	73	5	225,525	212,213	13,312
C162	Manufacture of products of wood, cork, straw and plaiting materials	10	1,065	838	227	2,603,260	1,989,327	613,933
C181	Printing and service activities related to printing	33	57	57	-	142,272	142,272	-
C199	Manufacture of other fuel products	s	s	s	s	s	s	s
C201	Manufacture of basic chemicals	5	396	305	91	1,069,007	834,357	234,650
C202	Manufacture of other chemical products, n.e.c.							
C221	Manufacture of rubber products	s	-	-	-	-	-	-

*Continued*

TABLE 2.3 - *Continued*

2009 PSIC Code	Region/ Industry Description	Number of Establishments	Production Workers Directly-hired			Total Hours Worked by Production Workers Directly-hired		
			Total	Male	Female	Total	Male	Female
		(1)	(2)	(3)	(4)	(5)	(6)	(7)
C231	Manufacture of glass and glass products	14	250	241	9	648,520	625,516	23,004
C239	Manufacture of non-metallic mineral products, n.e.c.							
C241	Manufacture of basic iron and steel	3	288	229	59	789,199	627,290	161,909
C242	Manufacture of basic precious and other non-ferrous metals							
C251	Manufacture of structural metal products, tanks, reservoirs and steam generators	11	4	4	-	9,984	9,984	-
C259	Manufacture of other fabricated metal products; metal working service activities							
C282	Manufacture of special purpose machinery	s	s	s	s	s	s	s
C301	Building of ships and boats	s	s	s	s	s	s	s
C309	Manufacture of transport equipment, n.e.c.	s	s	s	s	s	s	s
C310	Manufacture of furniture	10	9	9	-	19,008	19,008	-
C321	Manufacture of jewelry, bijouterie and related articles	4	-	-	-	-	-	-
C324	Manufacture of games and toys	3	25	23	2	54,600	50,232	4,368
C329	Other manufacturing, n.e.c.							
C331	Repair of fabricated metal products, machinery and equipment	10	90	90	-	224,640	224,640	-
	Autonomous Region in Muslim Mindanao	57	1,004	886	118	2,475,130	2,236,084	239,045
C101	Processing and preserving of meat	s	s	s	s	s	s	s
C104	Manufacture of vegetable and animal oils and fats	s	s	s	s	s	s	s
C106	Manufacture of grain mill products, starches and starch products	21	537	525	12	1,315,632	1,284,528	31,104
C107	Manufacture of other food products	18	59	28	31	34,379	17,189	17,189
C108	Manufacture of prepared animal feeds	s	s	s	s	s	s	s
C110	Manufacture of beverages	7	21	17	4	62,208	47,808	14,400
C142	Custom tailoring and dressmaking	s	s	s	s	s	s	s
C221	Manufacture of rubber products	s	-	-	-	-	-	-
C239	Manufacture of non-metallic mineral products, n.e.c.	s	-	-	-	-	-	-
C301	Building of ships and boats	s	s	s	s	s	s	s
C310	Manufacture of furniture	s	s	s	s	s	s	

*Continued*

TABLE 2.3 - *Continued*

2009 PSIC Code	Region/ Industry Description	Production Workers on Sub-Contract Agreement or Under Manpower Agencies/Contractors			Total Hours Worked by Production Workers on Sub-Contract Agreement or Under Manpower Agencies/Contractors		
		Total	Male	Female	Total	Male	Female
		(8)	(9)	(10)	(11)	(12)	(13)
	<b>Philippines</b>	<b>286,651</b>	<b>161,708</b>	<b>124,943</b>	<b>746,588,117</b>	<b>418,216,377</b>	<b>328,371,740</b>
C101	Processing and preserving of meat	16,648	10,549	6,099	39,843,881	25,289,488	14,554,393
C102	Processing and preserving of fish, crustaceans and mollusks	15,733	8,352	7,381	39,097,582	20,918,018	18,179,564
C103	Processing and preserving of fruits and vegetables	3,628	2,028	1,600	9,005,666	5,045,698	3,959,968
C104	Manufacture of vegetable and animal oils and fats	16,030	10,697	5,333	40,142,808	26,803,954	13,338,855
C105	Manufacture of dairy products	656	497	159	1,687,000	1,264,365	422,635
C106	Manufacture of grain mill products, starches and starch products	563	557	6	1,406,101	1,391,125	14,976
C107	Manufacture of other food products	30,023	21,419	8,603	74,762,326	53,619,010	21,143,316
C108	Manufacture of prepared animal feeds	2,825	2,749	76	7,329,185	7,132,539	196,646
C110	Manufacture of beverages	6,165	6,019	146	14,011,361	13,696,241	315,120
C120	Manufacture of tobacco products	25	23	2	48,384	43,776	4,608
C131	Spinning, weaving and finishing of textiles	267	176	90	664,844	456,958	207,886
C139	Manufacture of other textiles	6,169	3,067	3,102	15,708,970	7,751,243	7,957,728
C141	Manufacture of wearing apparel, except fur apparel	6,682	2,729	3,954	16,425,918	6,413,242	10,012,676
C142	Custom tailoring and dressmaking	7	7	-	17,472	17,472	-
C143	Manufacture of knitted and crocheted apparel	180	54	126	449,280	134,784	314,496
C151	Tanning and dressing of leather; manufacture of luggage and handbags	-	-	-	-	-	-
C152	Manufacture of footwear	644	224	420	1,636,814	569,939	1,066,875
C161	Sawmilling and planing of wood	348	298	50	1,134,045	898,480	235,565
C162	Manufacture of products of wood, cork, straw and plaiting materials	1,795	1,334	461	5,152,147	3,727,411	1,424,736
C170	Manufacture of paper and paper products	7,563	6,324	1,240	19,428,863	16,478,453	2,950,410
C181	Printing and service activities related to printing	722	289	432	1,799,637	722,619	1,077,018
C182	Reproduction of recorded media	183	137	46	456,768	341,952	114,816
C192	Manufacture of refined petroleum products	30	22	8	74,112	54,144	19,968
C199	Manufacture of other fuel products	133	130	3	481,328	398,000	83,328
C201	Manufacture of basic chemicals	430	307	123	1,036,563	729,187	307,376
C202	Manufacture of other chemical products, n.e.c.	10,396	6,822	3,573	26,232,723	17,740,258	8,492,465
C203	Manufacture of man-made fibers	28	12	16	69,888	29,952	39,936
C210	Manufacture of pharmaceuticals, medicinal chemical and botanical products	755	566	189	2,284,729	1,729,999	554,731
C221	Manufacture of rubber products	2,126	1,668	458	7,577,972	6,398,742	1,179,230
C222	Manufacture of plastic products	20,012	11,433	8,580	58,074,885	33,598,991	24,475,894
C231	Manufacture of glass and glass products	2,277	2,145	132	5,935,928	5,607,341	328,587
C239	Manufacture of non-metallic mineral products, n.e.c.	4,381	4,241	140	11,075,199	10,726,267	348,932
C241	Manufacture of basic iron and steel	7,405	7,376	29	18,682,181	18,616,229	65,952
C242	Manufacture of basic precious and other non-ferrous metals	327	324	3	852,644	846,179	6,465

*Continued*

TABLE 2.3 - *Continued*

2009 PSIC Code	Region/ Industry Description	Production Workers on Sub-Contract Agreement or Under Manpower Agencies/Contractors			Total Hours Worked by Production Workers on Sub-Contract Agreement or Under Manpower Agencies/Contractors		
		Total	Male	Female	Total	Male	Female
		(8)	(9)	(10)	(11)	(12)	(13)
C243	Casting of metals	1,259	971	288	3,673,622	2,826,136	847,486
C251	Manufacture of structural metal products, tanks, reservoirs and steam generators	3,157	2,106	1,051	8,722,840	5,574,282	3,148,558
C252	Manufacture of weapons and ammunition	4	4	-	9,984	9,984	-
C259	Manufacture of other fabricated metal products; metal working service activities	11,273	8,620	2,652	28,680,676	21,052,744	7,627,932
C261	Manufacture of electronic components	49,472	10,069	39,404	131,721,126	26,816,390	104,904,736
C262	Manufacture of computers and peripheral equipment and accessories	3,377	971	2,405	8,686,770	2,588,911	6,097,859
C263	Manufacture of communication equipment	896	55	841	2,271,748	120,529	2,151,219
C264	Manufacture of consumer electronics	149	35	114	433,897	115,657	318,240
C265	Manufacture of measuring, testing, navigating and control equipment; watches and clocks	235	47	188	551,838	117,344	434,494
C267	Manufacture of optical instruments and photographic equipment	2,958	902	2,056	8,514,990	2,538,956	5,976,034
C271	Manufacture of electric motors, generators, transformers and electricity distribution and control apparatus	627	471	156	1,540,286	1,153,190	387,096
C272	Manufacture of batteries and accumulators	180	165	15	418,749	384,765	33,984
C273	Manufacture of wiring and wiring devices	3,581	1,622	1,959	9,341,588	4,400,504	4,941,084
C274	Manufacture of electric lighting equipment	863	267	596	2,014,656	623,904	1,390,752
C275	Manufacture of domestic appliances	915	710	205	2,291,581	1,781,899	509,682
C279	Manufacture of other electrical equipment	474	77	397	1,182,272	192,192	990,080
C281	Manufacture of general purpose machinery	2,967	1,515	1,452	7,505,956	3,782,940	3,723,016
C282	Manufacture of special purpose machinery	5,555	1,654	3,900	14,224,323	4,136,388	10,087,935
C291	Manufacture of motor vehicles	1,137	1,059	78	2,710,389	2,527,141	183,248
C292	Manufacture of bodies (coachwork) for motor vehicles; manufacture of trailers and semi-trailers	3,051	3,017	33	7,615,029	7,531,591	83,438
C293	Manufacture of parts and accessories for motor vehicles	11,567	5,690	5,877	39,060,799	18,464,866	20,595,933
C301	Building of ships and boats	147	138	9	401,472	380,552	20,920
C303	Manufacture of air and spacecraft and related machinery	107	91	16	162,877	138,522	24,355
C309	Manufacture of transport equipment, n.e.c.	979	836	144	1,966,486	1,682,301	284,186
C310	Manufacture of furniture	9,086	5,542	3,544	22,918,059	13,948,330	8,969,729
C321	Manufacture of jewelry, bijouterie and related articles	1,016	147	869	2,185,740	367,262	1,818,478
C322	Manufacture of musical instruments	-	-	-	-	-	-
C323	Manufacture of sports goods	1,418	694	724	3,652,352	1,795,752	1,856,600
C324	Manufacture of games and toys	1,001	355	647	1,111,885	531,006	580,879
C325	Manufacture of medical and dental instruments and supplies	2,496	626	1,870	6,473,086	1,544,991	4,928,095
C329	Other manufacturing, n.e.c.	1,290	417	873	3,095,293	1,034,748	2,060,545
C331	Repair of fabricated metal products, machinery and equipment	261	261	-	860,544	860,544	-
C332	Installation of industrial machinery and equipment	-	-	-	-	-	-

*Continued*

TABLE 2.3 - *Continued*

2009 PSIC Code	Region/ Industry Description	Production Workers on Sub-Contract Agreement or Under Manpower Agencies/Contractors			Total Hours Worked by Production Workers on Sub-Contract Agreement or Under Manpower Agencies/Contractors		
		Total	Male	Female	Total	Male	Female
		(8)	(9)	(10)	(11)	(12)	(13)
	<b>National Capital Region</b>	<b>43,373</b>	<b>34,846</b>	<b>8,527</b>	<b>107,217,545</b>	<b>87,582,141</b>	<b>19,635,403</b>
C101	Processing and preserving of meat	295	204	91	1,104,480	762,840	341,640
C102	Processing and preserving of fish, crustaceans and mollusks	144	49	95	348,330	118,810	229,520
C103	Processing and preserving of fruits and vegetables	333	270	62	830,669	674,918	155,750
C104	Manufacture of vegetable and animal oils and fats	450	390	60	1,123,200	973,440	149,760
C105	Manufacture of dairy products	19	19	-	47,736	47,736	-
C106	Manufacture of grain mill products, starches and starch products	-	-	-	-	-	-
C107	Manufacture of other food products	1,486	994	492	3,364,888	2,252,027	1,112,861
C108	Manufacture of prepared animal feeds	-	-	-	-	-	-
C110	Manufacture of beverages	3,774	3,700	74	8,242,416	8,080,800	161,616
C120	Manufacture of tobacco products	25	23	2	48,384	43,776	4,608
C131	Spinning, weaving and finishing of textiles	-	-	-	-	-	-
C139	Manufacture of other textiles	326	177	149	912,973	480,630	432,343
C141	Manufacture of wearing apparel, except fur apparel	2,370	1,387	983	5,506,846	3,219,588	2,287,258
C142	Custom tailoring and dressmaking	-	-	-	-	-	-
C143	Manufacture of knitted and crocheted apparel	150	44	106	374,400	109,824	264,576
C151	Tanning and dressing of leather; manufacture of luggage and handbags	-	-	-	-	-	-
C152	Manufacture of footwear	-	-	-	-	-	-
C161	Sawmilling and planing of wood	-	-	-	-	-	-
C162	Manufacture of products of wood, cork, straw and plaiting materials	-	-	-	-	-	-
C170	Manufacture of paper and paper products	3,195	3,187	7	8,721,619	8,700,481	21,138
C181	Printing and service activities related to printing	517	251	266	1,290,432	626,496	663,936
C182	Reproduction of recorded media	-	-	-	-	-	-
C192	Manufacture of refined petroleum products	18	10	8	44,160	24,192	19,968
C199	Manufacture of other fuel products						
C201	Manufacture of basic chemicals	-	-	-	-	-	-
C202	Manufacture of other chemical products, n.e.c.	5,394	4,094	1,300	12,813,612	9,820,848	2,992,764
C203	Manufacture of man-made fibers						
C210	Manufacture of pharmaceuticals, medicinal chemical and botanical products	52	52	-	194,688	194,688	-
C221	Manufacture of rubber products	1,200	1,200	-	5,241,600	5,241,600	-
C222	Manufacture of plastic products	4,914	2,973	1,941	11,812,742	7,357,671	4,455,071
C231	Manufacture of glass and glass products	-	-	-	-	-	-
C239	Manufacture of non-metallic mineral products, n.e.c.	882	882	-	2,540,160	2,540,160	-
C241	Manufacture of basic iron and steel	5,878	5,878	-	14,631,355	14,631,355	-
C242	Manufacture of basic precious and other non-ferrous metals	134	134	-	319,968	319,968	-
C243	Casting of metals	-	-	-	-	-	-

*Continued*

TABLE 2.3 - *Continued*

2009 PSIC Code	Region/ Industry Description	Production Workers on Sub-Contract Agreement or Under Manpower Agencies/Contractors			Total Hours Worked by Production Workers on Sub-Contract Agreement or Under Manpower Agencies/Contractors		
		Total	Male	Female	Total	Male	Female
		(8)	(9)	(10)	(11)	(12)	(13)
C251	Manufacture of structural metal products, tanks, reservoirs and steam generators	1,606	1,222	384	4,182,382	3,224,264	958,118
C252	Manufacture of weapons and ammunition	-	-	-	-	-	-
C259	Manufacture of other fabricated metal products; metal working service activities	5,102	4,893	209	12,092,643	11,494,072	598,571
C261	Manufacture of electronic components	-	-	-	-	-	-
C262	Manufacture of computers and peripheral equipment and accessories	-	-	-	-	-	-
C263	Manufacture of communication equipment	-	-	-	-	-	-
C264	Manufacture of consumer electronics	-	-	-	-	-	-
C265	Manufacture of measuring, testing, navigating and control equipment; watches and clocks	-	-	-	-	-	-
C267	Manufacture of optical instruments and photographic equipment	-	-	-	-	-	-
C271	Manufacture of electric motors, generators, transformers and electricity distribution and control apparatus	-	-	-	-	-	-
C272	Manufacture of batteries and accumulators	110	101	9	244,029	225,021	19,008
C273	Manufacture of wiring and wiring devices	69	43	26	182,160	113,520	68,640
C274	Manufacture of electric lighting equipment	-	-	-	-	-	-
C275	Manufacture of domestic appliances	-	-	-	-	-	-
C279	Manufacture of other electrical equipment	s	s	s	s	s	s
C281	Manufacture of general purpose machinery	90	90	-	237,600	237,600	-
C282	Manufacture of special purpose machinery	504	295	209	1,178,496	656,832	521,664
C291	Manufacture of motor vehicles	68	62	6	149,280	137,760	11,520
C292	Manufacture of bodies (coachwork) for motor vehicles; manufacture of trailers and semi-trailers	37	37	-	91,728	91,728	-
C293	Manufacture of parts and accessories for motor vehicles	-	-	-	-	-	-
C301	Building of ships and boats	-	-	-	-	-	-
C303	Manufacture of air and spacecraft and related machinery	32	31	1	80,384	77,872	2,512
C309	Manufacture of transport equipment, n.e.c.	-	-	-	-	-	-
C310	Manufacture of furniture	3,116	1,648	1,468	7,952,032	4,205,696	3,746,336
C321	Manufacture of jewelry, bijouterie and related articles	91	42	49	227,136	104,832	122,304
C322	Manufacture of musical instruments	s	s	s	s	s	s
C323	Manufacture of sports goods	176	113	63	412,544	264,872	147,672
C324	Manufacture of games and toys	678	230	449	321,948	220,932	101,016
C325	Manufacture of medical and dental instruments and supplies	46	30	16	114,816	74,880	39,936
C329	Other manufacturing, n.e.c.	94	92	2	235,709	230,412	5,297
C331	Repair of fabricated metal products, machinery and equipment	-	-	-	-	-	-
C332	Installation of industrial machinery and equipment	s	s	s	s	s	s

*Continued*

TABLE 2.3 - *Continued*

2009 PSIC Code	Region/ Industry Description	Production Workers on Sub-Contract Agreement or Under Manpower Agencies/Contractors			Total Hours Worked by Production Workers on Sub-Contract Agreement or Under Manpower Agencies/Contractors		
		Total	Male	Female	Total	Male	Female
		(8)	(9)	(10)	(11)	(12)	(13)
	<b>Cordillera Administrative Region</b>	<b>158</b>	<b>111</b>	<b>46</b>	<b>275,831</b>	<b>184,986</b>	<b>90,845</b>
C101	Processing and preserving of meat	s	s	s	s	s	s
C103	Processing and preserving of fruits and vegetables	-	-	-	-	-	-
C105	Manufacture of dairy products	s	s	s	s	s	s
C106	Manufacture of grain mill products, starches and starch products	-	-	-	-	-	-
C107	Manufacture of other food products	-	-	-	-	-	-
C110	Manufacture of beverages	-	-	-	-	-	-
C131	Spinning, weaving and finishing of textiles	3	-	3	3,840	-	3,840
C139	Manufacture of other textiles						
C141	Manufacture of wearing apparel, except fur apparel	s	s	s	s	s	s
C142	Custom tailoring and dressmaking	-	-	-	-	-	-
C162	Manufacture of products of wood, cork, straw and plaiting materials	s	s	s	s	s	s
C170	Manufacture of paper and paper products	s	s	s	s	s	s
C181	Printing and service activities related to printing	16	8	8	36,394	19,344	17,050
C201	Manufacture of basic chemicals	s	s	s	s	s	s
C202	Manufacture of other chemical products, n.e.c.	s	s	s	s	s	s
C221	Manufacture of rubber products	-	-	-	-	-	-
C222	Manufacture of plastic products						
C231	Manufacture of glass and glass products	s	s	s	s	s	s
C239	Manufacture of non-metallic mineral products, n.e.c.	s	s	s	s	s	s
C241	Manufacture of basic iron and steel	s	s	s	s	s	s
C242	Manufacture of basic precious and other non-ferrous metals	s	s	s	s	s	s
C251	Manufacture of structural metal products, tanks, reservoirs and steam generators	-	-	-	-	-	-
C259	Manufacture of other fabricated metal products; metal working service activities	14	5	9	32,400	10,800	21,600
C261	Manufacture of electronic components	-	-	-	-	-	-
C281	Manufacture of general purpose machinery	-	-	-	-	-	-
C282	Manufacture of special purpose machinery						
C303	Manufacture of air and spacecraft and related machinery	s	s	s	s	s	s
C310	Manufacture of furniture	s	s	s	s	s	s
C321	Manufacture of jewelry, bijouterie and related articles	s	s	s	s	s	s
C331	Repair of fabricated metal products, machinery and equipment	-	-	-	-	-	-
	<b>I - Ilocos Region</b>	<b>27</b>	<b>6</b>	<b>21</b>	<b>61,632</b>	<b>13,056</b>	<b>48,576</b>
C101	Processing and preserving of meat	-	-	-	-	-	-
C102	Processing and preserving of fish, crustaceans and mollusks	-	-	-	-	-	-

*Continued*

TABLE 2.3 - *Continued*

2009 PSIC Code	Region/ Industry Description	Production Workers on Sub-Contract Agreement or Under Manpower Agencies/Contractors			Total Hours Worked by Production Workers on Sub-Contract Agreement or Under Manpower Agencies/Contractors		
		Total	Male	Female	Total	Male	Female
		(8)	(9)	(10)	(11)	(12)	(13)
C103	Processing and preserving of fruits and vegetables	s	s	s	s	s	s
C105	Manufacture of dairy products	s	s	s	s	s	s
C106	Manufacture of grain mill products, starches and starch products	-	-	-	-	-	-
C107	Manufacture of other food products	-	-	-	-	-	-
C108	Manufacture of prepared animal feeds	-	-	-	-	-	-
C110	Manufacture of beverages	-	-	-	-	-	-
C120	Manufacture of tobacco products	-	-	-	-	-	-
C131	Spinning, weaving and finishing of textiles	10	-	10	24,960	-	24,960
C141	Manufacture of wearing apparel, except fur apparel	-	-	-	-	-	-
C142	Custom tailoring and dressmaking	-	-	-	-	-	-
C162	Manufacture of products of wood, cork, straw and plaiting materials	-	-	-	-	-	-
C170	Manufacture of paper and paper products	s	s	s	s	s	s
C181	Printing and service activities related to printing	-	-	-	-	-	-
C201	Manufacture of basic chemicals	2	1	1	4,992	2,496	2,496
C202	Manufacture of other chemical products, n.e.c.						
C210	Manufacture of pharmaceuticals, medicinal chemical and botanical products						
C221	Manufacture of rubber products	s	s	s	s	s	s
C222	Manufacture of plastic products	s	s	s	s	s	s
C239	Manufacture of non-metallic mineral products, n.e.c.	-	-	-	-	-	-
C241	Manufacture of basic iron and steel	-	-	-	-	-	-
C251	Manufacture of structural metal products, tanks, reservoirs and steam generators	-	-	-	-	-	-
C259	Manufacture of other fabricated metal products; metal working service activities	-	-	-	-	-	-
C282	Manufacture of special purpose machinery	-	-	-	-	-	-
C292	Manufacture of bodies (coachwork) for motor vehicles; manufacture of trailers and semi-trailers	-	-	-	-	-	-
C293	Manufacture of parts and accessories for motor vehicles	-	-	-	-	-	-
C309	Manufacture of transport equipment, n.e.c.	s	s	s	s	s	s
C310	Manufacture of furniture	-	-	-	-	-	-
C321	Manufacture of jewelry, bijouterie and related articles	-	-	-	-	-	-
C324	Manufacture of games and toys	15	5	10	31,680	10,560	21,120
C329	Other manufacturing, n.e.c.	-	-	-	-	-	-
C331	Repair of fabricated metal products, machinery and equipment	-	-	-	-	-	-
<b>II - Cagayan Valley</b>		<b>204</b>	<b>199</b>	<b>5</b>	<b>659,416</b>	<b>571,480</b>	<b>87,936</b>
C101	Processing and preserving of meat	4	2	2	9,216	4,608	4,608

*Continued*



TABLE 2.3 - *Continued*

2009 PSIC Code	Region/ Industry Description	Production Workers on Sub-Contract Agreement or Under Manpower Agencies/Contractors			Total Hours Worked by Production Workers on Sub-Contract Agreement or Under Manpower Agencies/Contractors		
		Total	Male	Female	Total	Male	Female
		(8)	(9)	(10)	(11)	(12)	(13)
C102	Processing and preserving of fish, crustaceans and mollusks	s	s	s	s	s	s
C103	Processing and preserving of fruits and vegetables	-	-	-	-	-	-
C105	Manufacture of dairy products	s	s	s	s	s	s
C106	Manufacture of grain mill products, starches and starch products	-	-	-	-	-	-
C107	Manufacture of other food products	-	-	-	-	-	-
C108	Manufacture of prepared animal feeds	62	62	-	157,232	157,232	-
C110	Manufacture of beverages	-	-	-	-	-	-
C120	Manufacture of tobacco products	s	s	s	s	s	s
C131	Spinning, weaving and finishing of textiles	s	s	s	s	s	s
C139	Manufacture of other textiles	s	s	s	s	s	s
C142	Custom tailoring and dressmaking	-	-	-	-	-	-
C162	Manufacture of products of wood, cork, straw and plaiting materials	-	-	-	-	-	-
C181	Printing and service activities related to printing	-	-	-	-	-	-
C182	Reproduction of recorded media	-	-	-	-	-	-
C192	Manufacture of refined petroleum products	s	s	s	s	s	s
C199	Manufacture of other fuel products	s	s	s	s	s	s
C201	Manufacture of basic chemicals	-	-	-	-	-	-
C231	Manufacture of glass and glass products	-	-	-	-	-	-
C239	Manufacture of non-metallic mineral products, n.e.c.	-	-	-	-	-	-
C251	Manufacture of structural metal products, tanks, reservoirs and steam generators	-	-	-	-	-	-
C259	Manufacture of other fabricated metal products; metal working service activities	-	-	-	-	-	-
C282	Manufacture of special purpose machinery	5	5	-	11,640	11,640	-
C310	Manufacture of furniture	-	-	-	-	-	-
C321	Manufacture of jewelry, bijouterie and related articles	-	-	-	-	-	-
C329	Other manufacturing, n.e.c.	-	-	-	-	-	-
C331	Repair of fabricated metal products, machinery and equipment	-	-	-	-	-	-
<b>III - Central Luzon</b>		<b>49,960</b>	<b>27,016</b>	<b>22,944</b>	<b>136,225,721</b>	<b>71,684,048</b>	<b>64,541,673</b>
C101	Processing and preserving of meat	2,152	1,805	347	5,005,172	4,200,159	805,013
C102	Processing and preserving of fish, crustaceans and mollusks	-	-	-	-	-	-
C103	Processing and preserving of fruits and vegetables	778	427	351	2,651,376	1,457,976	1,193,400
C104	Manufacture of vegetable and animal oils and fats	3	3	-	7,488	7,488	-
C105	Manufacture of dairy products	115	80	35	287,040	199,680	87,360
C106	Manufacture of grain mill products, starches and starch products	74	74	-	184,704	184,704	-

*Continued*

TABLE 2.3 - *Continued*

2009 PSIC Code	Region/ Industry Description	Production Workers on Sub-Contract Agreement or Under Manpower Agencies/Contractors			Total Hours Worked by Production Workers on Sub-Contract Agreement or Under Manpower Agencies/Contractors		
		Total	Male	Female	Total	Male	Female
		(8)	(9)	(10)	(11)	(12)	(13)
C107	Manufacture of other food products	14,193	9,416	4,777	35,148,704	23,307,941	11,840,763
C108	Manufacture of prepared animal feeds	953	878	75	2,681,477	2,486,750	194,726
C110	Manufacture of beverages	-	-	-	-	-	-
C120	Manufacture of tobacco products	s	s	s	s	s	s
C131	Spinning, weaving and finishing of textiles	-	-	-	-	-	-
C139	Manufacture of other textiles	2,359	1,211	1,148	5,466,586	2,839,709	2,626,877
C141	Manufacture of wearing apparel, except fur apparel	3,856	1,184	2,672	9,763,264	2,801,184	6,962,080
C142	Custom tailoring and dressmaking	-	-	-	-	-	-
C143	Manufacture of knitted and crocheted apparel	-	-	-	-	-	-
C151	Tanning and dressing of leather; manufacture of luggage and handbags	-	-	-	-	-	-
C152	Manufacture of footwear	56	21	35	168,542	63,203	105,339
C161	Sawmilling and planing of wood	-	-	-	-	-	-
C162	Manufacture of products of wood, cork, straw and plaiting materials	-	-	-	-	-	-
C170	Manufacture of paper and paper products	2,187	1,393	794	5,154,151	3,351,983	1,802,168
C181	Printing and service activities related to printing	-	-	-	-	-	-
C192	Manufacture of refined petroleum products	-	-	-	-	-	-
C201	Manufacture of basic chemicals	18	18	-	47,931	47,931	-
C202	Manufacture of other chemical products, n.e.c.	799	472	328	1,933,568	1,168,544	765,024
C210	Manufacture of pharmaceuticals, medicinal chemical and botanical products	-	-	-	-	-	-
C221	Manufacture of rubber products	142	142	-	305,584	305,584	-
C222	Manufacture of plastic products	1,806	498	1,308	5,641,014	1,542,141	4,098,873
C231	Manufacture of glass and glass products	541	524	17	1,618,928	1,567,120	51,808
C239	Manufacture of non-metallic mineral products, n.e.c.	830	830	-	2,071,680	2,071,680	-
C241	Manufacture of basic iron and steel	797	797	-	1,933,792	1,933,792	-
C242	Manufacture of basic precious and other non-ferrous metals	-	-	-	-	-	-
C243	Casting of metals	76	76	-	190,375	190,375	-
C251	Manufacture of structural metal products, tanks, reservoirs and steam generators	160	160	-	399,360	399,360	-
C252	Manufacture of weapons and ammunition	-	-	-	-	-	-
C259	Manufacture of other fabricated metal products; metal working service activities	366	221	145	840,456	507,536	332,920
C261	Manufacture of electronic components	4,698	876	3,822	12,167,869	2,210,538	9,957,331
C262	Manufacture of computers and peripheral equipment and accessories	2,272	671	1,601	5,728,078	1,698,071	4,030,007
C264	Manufacture of consumer electronics	-	-	-	-	-	-
C265	Manufacture of measuring, testing, navigating and control equipment; watches and clocks	49	22	27	183,456	82,368	101,088
C271	Manufacture of electric motors, generators, transformers and electricity distribution and control apparatus	-	-	-	-	-	-

*Continued*

TABLE 2.3 - *Continued*

2009 PSIC Code	Region/ Industry Description	Production Workers on Sub-Contract Agreement or Under Manpower Agencies/Contractors			Total Hours Worked by Production Workers on Sub-Contract Agreement or Under Manpower Agencies/Contractors		
		Total	Male	Female	Total	Male	Female
		(8)	(9)	(10)	(11)	(12)	(13)
C272	Manufacture of batteries and accumulators	-	-	-	-	-	-
C273	Manufacture of wiring and wiring devices	139	139	-	512,247	512,247	-
C274	Manufacture of electric lighting equipment	139	106	33	320,256	244,224	76,032
C275	Manufacture of domestic appliances	405	270	135	1,010,010	673,800	336,210
C279	Manufacture of other electrical equipment	-	-	-	-	-	-
C281	Manufacture of general purpose machinery	493	246	247	1,293,108	597,641	695,467
C282	Manufacture of special purpose machinery	-	-	-	-	-	-
C291	Manufacture of motor vehicles	45	45	-	103,680	103,680	-
C292	Manufacture of bodies (coachwork) for motor vehicles; manufacture of trailers and semi-trailers						
C293	Manufacture of parts and accessories for motor vehicles						
C301	Building of ships and boats	s	s	s	s	s	s
C303	Manufacture of air and spacecraft and related machinery	-	-	-	-	-	-
C309	Manufacture of transport equipment, n.e.c.	-	-	-	-	-	-
C310	Manufacture of furniture	2,301	1,672	629	5,726,147	4,172,480	1,553,667
C321	Manufacture of jewelry, bijouterie and related articles	-	-	-	-	-	-
C322	Manufacture of musical instruments	s	s	s	s	s	s
C323	Manufacture of sports goods	843	462	381	2,169,024	1,180,608	988,416
C324	Manufacture of games and toys	-	-	-	-	-	-
C325	Manufacture of medical and dental instruments and supplies	558	135	423	1,669,279	319,528	1,349,751
C329	Other manufacturing, n.e.c.	596	25	571	1,363,648	57,200	1,306,448
C331	Repair of fabricated metal products, machinery and equipment	-	-	-	-	-	-
C332	Installation of industrial machinery and equipment	-	-	-	-	-	-
	<b>IVA - CALABARZON</b>	<b>112,427</b>	<b>54,601</b>	<b>57,825</b>	<b>292,561,150</b>	<b>143,635,484</b>	<b>148,925,666</b>
C101	Processing and preserving of meat	12,654	7,666	4,988	29,098,397	17,663,123	11,435,275
C102	Processing and preserving of fish, crustaceans and mollusks	118	118	-	387,040	387,040	-
C103	Processing and preserving of fruits and vegetables	535	281	254	1,388,629	729,416	659,213
C104	Manufacture of vegetable and animal oils and fats	3,388	2,051	1,337	8,256,731	5,050,871	3,205,861
C105	Manufacture of dairy products	309	298	11	770,432	743,808	26,624
C106	Manufacture of grain mill products, starches and starch products	158	152	6	385,920	370,944	14,976
C107	Manufacture of other food products	3,090	1,554	1,536	7,764,967	3,920,919	3,844,049
C108	Manufacture of prepared animal feeds	75	75	-	187,200	187,200	-
C110	Manufacture of beverages	-	-	-	-	-	-
C120	Manufacture of tobacco products	-	-	-	-	-	-
C131	Spinning, weaving and finishing of textiles	140	100	40	349,440	250,432	99,008
C139	Manufacture of other textiles	3,254	1,449	1,805	8,827,092	3,928,584	4,898,508
C141	Manufacture of wearing apparel, except fur apparel	297	138	159	765,440	343,829	421,611

*Continued*

TABLE 2.3 - *Continued*

2009 PSIC Code	Region/ Industry Description	Production Workers on Sub-Contract Agreement or Under Manpower Agencies/Contractors			Total Hours Worked by Production Workers on Sub-Contract Agreement or Under Manpower Agencies/Contractors		
		Total	Male	Female	Total	Male	Female
		(8)	(9)	(10)	(11)	(12)	(13)
C142	Custom tailoring and dressmaking	-	-	-	-	-	-
C143	Manufacture of knitted and crocheted apparel	30	10	20	74,880	24,960	49,920
C151	Tanning and dressing of leather; manufacture of luggage and handbags	-	-	-	-	-	-
C152	Manufacture of footwear	575	194	381	1,433,952	482,976	950,976
C161	Sawmilling and planing of wood	580	572	8	1,446,500	1,431,514	14,986
C162	Manufacture of products of wood, cork, straw and plaiting materials						
C170	Manufacture of paper and paper products	1,414	1,032	382	3,646,469	2,658,517	987,952
C181	Printing and service activities related to printing	189	31	159	472,811	76,779	396,032
C182	Reproduction of recorded media	s	s	s	s	s	s
C192	Manufacture of refined petroleum products	-	-	-	-	-	-
C199	Manufacture of other fuel products						
C201	Manufacture of basic chemicals	224	103	121	559,104	256,256	302,848
C202	Manufacture of other chemical products, n.e.c.	2,933	1,741	1,192	7,984,440	5,373,720	2,610,721
C210	Manufacture of pharmaceuticals, medicinal chemical and botanical products	689	508	181	2,063,161	1,523,791	539,371
C221	Manufacture of rubber products	398	136	262	1,011,296	345,748	665,548
C222	Manufacture of plastic products	11,868	6,785	5,083	37,141,527	21,823,802	15,317,726
C231	Manufacture of glass and glass products	1,684	1,600	84	4,203,264	3,993,600	209,664
C239	Manufacture of non-metallic mineral products, n.e.c.	140	140	-	306,200	306,200	-
C241	Manufacture of basic iron and steel	257	254	3	640,723	634,483	6,240
C242	Manufacture of basic precious and other non-ferrous metals	-	-	-	-	-	-
C243	Casting of metals	1,068	821	247	3,085,520	2,390,564	694,956
C251	Manufacture of structural metal products, tanks, reservoirs and steam generators	992	328	663	3,149,250	967,547	2,181,703
C259	Manufacture of other fabricated metal products; metal working service activities	4,384	2,978	1,406	11,097,386	7,551,924	3,545,462
C261	Manufacture of electronic components	31,382	8,145	23,237	80,513,232	21,263,659	59,249,574
C262	Manufacture of computers and peripheral equipment and accessories	1,101	296	804	2,948,708	880,856	2,067,852
C263	Manufacture of communication equipment	25	7	18	62,400	16,640	45,760
C264	Manufacture of consumer electronics	100	13	87	250,441	33,289	217,152
C265	Manufacture of measuring, testing, navigating and control equipment; watches and clocks	59	2	57	112,542	5,024	107,518
C267	Manufacture of optical instruments and photographic equipment	1,148	352	796	3,422,960	1,010,268	2,412,692
C271	Manufacture of electric motors, generators, transformers and electricity distribution and control apparatus	627	471	156	1,540,286	1,153,190	387,096
C272	Manufacture of batteries and accumulators	70	64	6	174,720	159,744	14,976
C273	Manufacture of wiring and wiring devices	3,352	1,429	1,923	8,591,741	3,745,697	4,846,044
C274	Manufacture of electric lighting equipment	724	161	563	1,694,400	379,680	1,314,720

*Continued*

TABLE 2.3 - Continued

2009 PSIC Code	Region/ Industry Description	Production Workers on Sub-Contract Agreement or Under Manpower Agencies/Contractors			Total Hours Worked by Production Workers on Sub-Contract Agreement or Under Manpower Agencies/Contractors		
		Total	Male	Female	Total	Male	Female
		(8)	(9)	(10)	(11)	(12)	(13)
C275	Manufacture of domestic appliances	505	435	70	1,266,792	1,093,320	173,472
C279	Manufacture of other electrical equipment	474	77	397	1,182,272	192,192	990,080
C281	Manufacture of general purpose machinery	2,264	1,113	1,152	5,666,368	2,777,875	2,888,493
C282	Manufacture of special purpose machinery	5,043	1,351	3,691	13,026,699	3,460,428	9,566,271
C291	Manufacture of motor vehicles	1,024	952	72	2,457,429	2,285,701	171,728
C292	Manufacture of bodies (coachwork) for motor vehicles; manufacture of trailers and semi-trailers	3,014	2,981	33	7,523,301	7,439,863	83,438
C293	Manufacture of parts and accessories for motor vehicles	5,705	3,230	2,475	14,721,725	8,341,042	6,380,683
C301	Building of ships and boats	12	12	-	29,952	29,952	-
C303	Manufacture of air and spacecraft and related machinery	675	642	34	1,376,918	1,299,293	77,626
C309	Manufacture of transport equipment, n.e.c.						
C310	Manufacture of furniture	1,166	932	234	3,145,758	2,545,164	600,594
C321	Manufacture of jewelry, bijouterie and related articles	74	48	26	184,620	118,910	65,710
C323	Manufacture of sports goods	399	119	280	1,070,784	350,272	720,512
C324	Manufacture of games and toys	-	-	-	-	-	-
C325	Manufacture of medical and dental instruments and supplies	1,524	344	1,180	3,803,904	858,624	2,945,280
C329	Other manufacturing, n.e.c.	336	174	162	838,656	434,304	404,352
C331	Repair of fabricated metal products, machinery and equipment	-	-	-	-	-	-
	<b>MIMAROPA</b>	<b>101</b>	<b>79</b>	<b>22</b>	<b>194,400</b>	<b>151,776</b>	<b>42,624</b>
C101	Processing and preserving of meat	s	s	s	s	s	s
C103	Processing and preserving of fruits and vegetables	s	s	s	s	s	s
C104	Manufacture of vegetable and animal oils and fats	-	-	-	-	-	-
C105	Manufacture of dairy products	s	s	s	s	s	s
C106	Manufacture of grain mill products, starches and starch products	-	-	-	-	-	-
C107	Manufacture of other food products	-	-	-	-	-	-
C110	Manufacture of beverages	-	-	-	-	-	-
C131	Spinning, weaving and finishing of textiles	s	s	s	s	s	s
C142	Custom tailoring and dressmaking	-	-	-	-	-	-
C151	Tanning and dressing of leather; manufacture of luggage and handbags	s	s	s	s	s	s
C162	Manufacture of products of wood, cork, straw and plaiting materials	s	s	s	s	s	s
C181	Printing and service activities related to printing	-	-	-	-	-	-
C192	Manufacture of refined petroleum products	s	s	s	s	s	s
C201	Manufacture of basic chemicals	48	48	-	89,856	89,856	-
C202	Manufacture of other chemical products, n.e.c.						
C210	Manufacture of pharmaceuticals, medicinal chemical and botanical products	s	s	s	s	s	s

Continued

TABLE 2.3 - *Continued*

2009 PSIC Code	Region/ Industry Description	Production Workers on Sub-Contract Agreement or Under Manpower Agencies/Contractors			Total Hours Worked by Production Workers on Sub-Contract Agreement or Under Manpower Agencies/Contractors		
		Total	Male	Female	Total	Male	Female
		(8)	(9)	(10)	(11)	(12)	(13)
C222	Manufacture of plastic products	-	-	-	-	-	-
C239	Manufacture of non-metallic mineral products, n.e.c.	21	14	7	40,320	26,880	13,440
C242	Manufacture of basic precious and other non-ferrous metals	s	s	s	s	s	s
C259	Manufacture of other fabricated metal products; metal working service activities	-	-	-	-	-	-
C282	Manufacture of special purpose machinery	s	s	s	s	s	s
C310	Manufacture of furniture	1	1	-	2,400	2,400	-
C331	Repair of fabricated metal products, machinery and equipment	-	-	-	-	-	-
	<b>V - Bicol Region</b>	<b>1,529</b>	<b>908</b>	<b>621</b>	<b>3,511,363</b>	<b>2,074,128</b>	<b>1,437,235</b>
C101	Processing and preserving of meat	-	-	-	-	-	-
C102	Processing and preserving of fish, crustaceans and mollusks	-	-	-	-	-	-
C103	Processing and preserving of fruits and vegetables	-	-	-	-	-	-
C104	Manufacture of vegetable and animal oils and fats	1,187	620	567	2,757,771	1,439,520	1,318,251
C105	Manufacture of dairy products	-	-	-	-	-	-
C106	Manufacture of grain mill products, starches and starch products	-	-	-	-	-	-
C107	Manufacture of other food products	-	-	-	-	-	-
C108	Manufacture of prepared animal feeds	-	-	-	-	-	-
C110	Manufacture of beverages	-	-	-	-	-	-
C120	Manufacture of tobacco products	s	s	s	s	s	s
C131	Spinning, weaving and finishing of textiles	11	4	7	2,512	8	2,504
C139	Manufacture of other textiles	230	230	-	502,320	502,320	-
C141	Manufacture of wearing apparel, except fur apparel	7	7	-	17,472	17,472	-
C142	Custom tailoring and dressmaking						
C152	Manufacture of footwear	s	s	s	s	s	s
C162	Manufacture of products of wood, cork, straw and plaiting materials	47	-	47	116,480	-	116,480
C170	Manufacture of paper and paper products	s	s	s	s	s	s
C181	Printing and service activities related to printing	-	-	-	-	-	-
C192	Manufacture of refined petroleum products	s	s	s	s	s	s
C201	Manufacture of basic chemicals	-	-	-	-	-	-
C210	Manufacture of pharmaceuticals, medicinal chemical and botanical products	-	-	-	-	-	-
C231	Manufacture of glass and glass products	-	-	-	-	-	-
C239	Manufacture of non-metallic mineral products, n.e.c.	-	-	-	-	-	-
C241	Manufacture of basic iron and steel	-	-	-	-	-	-
C242	Manufacture of basic precious and other non-ferrous metals	-	-	-	-	-	-

*Continued*

TABLE 2.3 - *Continued*

2009 PSIC Code	Region/ Industry Description	Production Workers on Sub-Contract Agreement or Under Manpower Agencies/Contractors			Total Hours Worked by Production Workers on Sub-Contract Agreement or Under Manpower Agencies/Contractors		
		Total	Male	Female	Total	Male	Female
		(8)	(9)	(10)	(11)	(12)	(13)
C251	Manufacture of structural metal products, tanks, reservoirs and steam generators	6	6	-	12,168	12,168	-
C259	Manufacture of other fabricated metal products; metal working service activities	-	-	-	-	-	-
C282	Manufacture of special purpose machinery	-	-	-	-	-	-
C293	Manufacture of parts and accessories for motor vehicles	-	-	-	-	-	-
C310	Manufacture of furniture	-	-	-	-	-	-
C329	Other manufacturing, n.e.c.	-	-	-	-	-	-
C331	Repair of fabricated metal products, machinery and equipment	-	-	-	-	-	-
	<b>VI - Western Visayas</b>	<b>1,886</b>	<b>1,713</b>	<b>173</b>	<b>4,789,401</b>	<b>4,346,082</b>	<b>443,318</b>
C101	Processing and preserving of meat	-	-	-	-	-	-
C102	Processing and preserving of fish, crustaceans and mollusks	-	-	-	-	-	-
C103	Processing and preserving of fruits and vegetables	-	-	-	-	-	-
C104	Manufacture of vegetable and animal oils and fats	-	-	-	-	-	-
C105	Manufacture of dairy products	-	-	-	-	-	-
C106	Manufacture of grain mill products, starches and starch products	216	216	-	539,136	539,136	-
C107	Manufacture of other food products	755	691	63	1,973,022	1,802,437	170,585
C108	Manufacture of prepared animal feeds	38	37	1	94,272	92,352	1,920
C110	Manufacture of beverages	367	367	-	908,765	908,765	-
C131	Spinning, weaving and finishing of textiles	14	-	14	34,942	-	34,942
C139	Manufacture of other textiles	-	-	-	-	-	-
C141	Manufacture of wearing apparel, except fur apparel	93	-	93	232,128	-	232,128
C142	Custom tailoring and dressmaking	-	-	-	-	-	-
C161	Sawmilling and planing of wood						
C162	Manufacture of products of wood, cork, straw and plaiting materials	-	-	-	-	-	-
C170	Manufacture of paper and paper products	s	s	s	s	s	s
C181	Printing and service activities related to printing	-	-	-	-	-	-
C199	Manufacture of other fuel products	s	s	s	s	s	s
C201	Manufacture of basic chemicals	-	-	-	-	-	-
C202	Manufacture of other chemical products, n.e.c.	-	-	-	-	-	-
C210	Manufacture of pharmaceuticals, medicinal chemical and botanical products	-	-	-	-	-	-
C222	Manufacture of plastic products	-	-	-	-	-	-
C231	Manufacture of glass and glass products						
C239	Manufacture of non-metallic mineral products, n.e.c.	45	45	-	112,320	112,320	-
C241	Manufacture of basic iron and steel						
C243	Casting of metals	7	6	2	16,224	12,480	3,744

*Continued*

TABLE 2.3 - *Continued*

2009 PSIC Code	Region/ Industry Description	Production Workers on Sub-Contract Agreement or Under Manpower Agencies/Contractors			Total Hours Worked by Production Workers on Sub-Contract Agreement or Under Manpower Agencies/Contractors		
		Total	Male	Female	Total	Male	Female
		(8)	(9)	(10)	(11)	(12)	(13)
C251	Manufacture of structural metal products, tanks, reservoirs and steam generators	352	352	-	878,592	878,592	-
C259	Manufacture of other fabricated metal products; metal working service activities	-	-	-	-	-	-
C273	Manufacture of wiring and wiring devices	s	s	s	s	s	s
C275	Manufacture of domestic appliances	s	s	s	s	s	s
C282	Manufacture of special purpose machinery	-	-	-	-	-	-
C310	Manufacture of furniture	-	-	-	-	-	-
C329	Other manufacturing, n.e.c.	-	-	-	-	-	-
C331	Repair of fabricated metal products, machinery and equipment	-	-	-	-	-	-
	<b>VII - Central Visayas</b>	<b>30,856</b>	<b>10,679</b>	<b>20,177</b>	<b>84,899,590</b>	<b>28,022,735</b>	<b>56,876,855</b>
C101	Processing and preserving of meat	969	573	395	3,380,328	1,994,393	1,385,935
C102	Processing and preserving of fish, crustaceans and mollusks	621	400	220	1,537,683	991,169	546,514
C103	Processing and preserving of fruits and vegetables	200	140	60	501,544	348,164	153,380
C104	Manufacture of vegetable and animal oils and fats	29	29	-	78,456	78,456	-
C105	Manufacture of dairy products	-	-	-	-	-	-
C106	Manufacture of grain mill products, starches and starch products	115	115	-	296,341	296,341	-
C107	Manufacture of other food products	424	412	12	1,303,502	1,269,684	33,818
C108	Manufacture of prepared animal feeds	1,377	1,377	-	3,427,507	3,427,507	-
C110	Manufacture of beverages	575	575	-	1,345,500	1,345,500	-
C131	Spinning, weaving and finishing of textiles	-	-	-	-	-	-
C139	Manufacture of other textiles	-	-	-	-	-	-
C141	Manufacture of wearing apparel, except fur apparel	50	15	35	125,600	37,680	87,920
C142	Custom tailoring and dressmaking	-	-	-	-	-	-
C151	Tanning and dressing of leather; manufacture of luggage and handbags	s	s	s	s	s	s
C152	Manufacture of footwear	-	-	-	-	-	-
C161	Sawmilling and planing of wood	177	163	14	441,792	406,848	34,944
C162	Manufacture of products of wood, cork, straw and plaiting materials						
C170	Manufacture of paper and paper products	54	42	12	122,928	96,096	26,832
C181	Printing and service activities related to printing	-	-	-	-	-	-
C199	Manufacture of other fuel products	s	s	s	s	s	s
C201	Manufacture of basic chemicals	-	-	-	-	-	-
C202	Manufacture of other chemical products, n.e.c.	960	192	768	2,695,428	537,152	2,158,276
C203	Manufacture of man-made fibers						
C210	Manufacture of pharmaceuticals, medicinal chemical and botanical products						

*Continued*



TABLE 2.3 - Continued

2009 PSIC Code	Region/ Industry Description	Production Workers on Sub-Contract Agreement or Under Manpower Agencies/Contractors			Total Hours Worked by Production Workers on Sub-Contract Agreement or Under Manpower Agencies/Contractors		
		Total	Male	Female	Total	Male	Female
		(8)	(9)	(10)	(11)	(12)	(13)
C221	Manufacture of rubber products	272	190	82	733,058	505,810	227,248
C222	Manufacture of plastic products	590	437	153	1,429,632	1,062,528	367,104
C231	Manufacture of glass and glass products	49	18	31	106,747	39,632	67,115
C239	Manufacture of non-metallic mineral products, n.e.c.	2,015	1,905	109	4,885,063	4,609,475	275,588
C241	Manufacture of basic iron and steel	104	81	23	232,685	180,461	52,224
C242	Manufacture of basic precious and other non-ferrous metals						
C243	Casting of metals						
C251	Manufacture of structural metal products, tanks, reservoirs and steam generators	36	32	4	88,608	79,872	8,736
C252	Manufacture of weapons and ammunition	s	s	s	s	s	s
C259	Manufacture of other fabricated metal products; metal working service activities	752	66	686	2,786,388	222,965	2,563,423
C261	Manufacture of electronic components	13,393	1,048	12,345	39,040,025	3,342,194	35,697,831
C262	Manufacture of computers and peripheral equipment and accessories	875	52	823	2,219,332	113,873	2,105,459
C263	Manufacture of communication equipment						
C265	Manufacture of measuring, testing, navigating and control equipment; watches and clocks						
C267	Manufacture of optical instruments and photographic equipment	176	45	131	439,296	112,320	326,976
C271	Manufacture of electric motors, generators, transformers and electricity distribution and control apparatus	1,811	550	1,261	5,092,030	1,528,688	3,563,342
C273	Manufacture of wiring and wiring devices	-	-	-	-	-	-
C274	Manufacture of electric lighting equipment	s	s	s	s	s	s
C275	Manufacture of domestic appliances	-	-	-	-	-	-
C281	Manufacture of general purpose machinery	5	5	-	14,779	14,779	-
C282	Manufacture of special purpose machinery	65	18	47	171,600	47,520	124,080
C291	Manufacture of motor vehicles	-	-	-	-	-	-
C292	Manufacture of bodies (coachwork) for motor vehicles; manufacture of trailers and semi-trailers	731	367	364	1,926,866	981,600	945,266
C293	Manufacture of parts and accessories for motor vehicles						
C301	Building of ships and boats						
C309	Manufacture of transport equipment, n.e.c.	-	-	-	-	-	-
C310	Manufacture of furniture	s	s	s	s	s	s
C321	Manufacture of jewelry, bijouterie and related articles	2,487	1,280	1,208	6,061,866	3,002,334	3,059,532
C322	Manufacture of musical instruments	852	58	794	1,773,984	143,520	1,630,464
C323	Manufacture of sports goods	s	s	s	s	s	s
C324	Manufacture of games and toys	s	s	s	s	s	s
C325	Manufacture of medical and dental instruments and supplies	308	120	188	758,257	299,514	458,743
C329	Other manufacturing, n.e.c.	368	117	251	885,087	291,959	593,128
		-	-	-	-	-	-

Continued

TABLE 2.3 - *Continued*

2009 PSIC Code	Region/ Industry Description	Production Workers on Sub-Contract Agreement or Under Manpower Agencies/Contractors			Total Hours Worked by Production Workers on Sub-Contract Agreement or Under Manpower Agencies/Contractors		
		Total	Male	Female	Total	Male	Female
		(8)	(9)	(10)	(11)	(12)	(13)
C331	Repair of fabricated metal products, machinery and equipment	24	24	-	59,904	59,904	-
	<b>VIII - Eastern Visayas</b>	<b>273</b>	<b>249</b>	<b>24</b>	<b>680,909</b>	<b>621,005</b>	<b>59,904</b>
C101	Processing and preserving of meat	s	s	s	s	s	s
C102	Processing and preserving of fish, crustaceans and mollusks	-	-	-	-	-	-
C103	Processing and preserving of fruits and vegetables	s	s	s	s	s	s
C104	Manufacture of vegetable and animal oils and fats	14	14	-	34,944	34,944	-
C106	Manufacture of grain mill products, starches and starch products	-	-	-	-	-	-
C107	Manufacture of other food products	-	-	-	-	-	-
C110	Manufacture of beverages	46	46	-	114,816	114,816	-
C139	Manufacture of other textiles	s	s	s	s	s	s
C142	Custom tailoring and dressmaking	-	-	-	-	-	-
C162	Manufacture of products of wood, cork, straw and plaiting materials	s	s	s	s	s	s
C170	Manufacture of paper and paper products	9	9	-	22,464	22,464	-
C181	Printing and service activities related to printing	-	-	-	-	-	-
C192	Manufacture of refined petroleum products	s	s	s	s	s	s
C201	Manufacture of basic chemicals	}	}	}	}	}	}
C202	Manufacture of other chemical products, n.e.c.						
C210	Manufacture of pharmaceuticals, medicinal chemical and botanical products	s	s	s	s	s	s
C221	Manufacture of rubber products	-	-	-	-	-	-
C222	Manufacture of plastic products	s	s	s	s	s	s
C231	Manufacture of glass and glass products	3	3	-	6,989	6,989	-
C239	Manufacture of non-metallic mineral products, n.e.c.	192	168	24	479,232	419,328	59,904
C242	Manufacture of basic precious and other non-ferrous metals	s	s	s	s	s	s
C243	Casting of metals	s	s	s	s	s	s
C251	Manufacture of structural metal products, tanks, reservoirs and steam generators	s	s	s	s	s	s
C259	Manufacture of other fabricated metal products; metal working service activities	-	-	-	-	-	-
C273	Manufacture of wiring and wiring devices	s	s	s	s	s	s
C282	Manufacture of special purpose machinery	s	s	s	s	s	s
C310	Manufacture of furniture	-	-	-	-	-	-
C329	Other manufacturing, n.e.c.	-	-	-	-	-	-
C331	Repair of fabricated metal products, machinery and equipment	-	-	-	-	-	-

*Continued*

TABLE 2.3 - *Continued*

2009 PSIC Code	Region/ Industry Description	Production Workers on Sub-Contract Agreement or Under Manpower Agencies/Contractors			Total Hours Worked by Production Workers on Sub-Contract Agreement or Under Manpower Agencies/Contractors		
		Total	Male	Female	Total	Male	Female
		(8)	(9)	(10)	(11)	(12)	(13)
	<b>IX - Zamboanga Peninsula</b>	<b>2,048</b>	<b>978</b>	<b>1,070</b>	<b>4,606,816</b>	<b>2,248,864</b>	<b>2,357,952</b>
C101	Processing and preserving of meat	1	1	-	2,496	2,496	-
C102	Processing and preserving of fish, crustaceans and mollusks	1,430	544	886	3,063,456	1,164,768	1,898,688
C103	Processing and preserving of fruits and vegetables	-	-	-	-	-	-
C104	Manufacture of vegetable and animal oils and fats	56	56	-	139,776	139,776	-
C105	Manufacture of dairy products	s	s	s	s	s	s
C106	Manufacture of grain mill products, starches and starch products	-	-	-	-	-	-
C107	Manufacture of other food products	-	-	-	-	-	-
C108	Manufacture of prepared animal feeds	s	s	s	s	s	s
C110	Manufacture of beverages	332	276	56	828,672	688,896	139,776
C142	Custom tailoring and dressmaking	-	-	-	-	-	-
C161	Sawmilling and planing of wood	-	-	-	-	-	-
C162	Manufacture of products of wood, cork, straw and plaiting materials	-	-	-	-	-	-
C181	Printing and service activities related to printing	-	-	-	-	-	-
C202	Manufacture of other chemical products, n.e.c.	-	-	-	-	-	-
C221	Manufacture of rubber products	-	-	-	-	-	-
C222	Manufacture of plastic products	-	-	-	-	-	-
C231	Manufacture of glass and glass products	-	-	-	-	-	-
C239	Manufacture of non-metallic mineral products, n.e.c.	-	-	-	-	-	-
C241	Manufacture of basic iron and steel	s	s	s	s	s	s
C251	Manufacture of structural metal products, tanks, reservoirs and steam generators	-	-	-	-	-	-
C259	Manufacture of other fabricated metal products; metal working service activities	-	-	-	-	-	-
C301	Building of ships and boats	s	s	s	s	s	s
C310	Manufacture of furniture	-	-	-	-	-	-
C324	Manufacture of games and toys	-	-	-	-	-	-
C329	Other manufacturing, n.e.c.	229	101	128	572,416	252,928	319,488
C331	Repair of fabricated metal products, machinery and equipment	-	-	-	-	-	-
	<b>X - Northern Mindanao</b>	<b>12,470</b>	<b>10,107</b>	<b>2,363</b>	<b>30,886,983</b>	<b>25,471,104</b>	<b>5,415,879</b>
C101	Processing and preserving of meat	373	149	224	774,456	310,038	464,418
C102	Processing and preserving of fish, crustaceans and mollusks	s	s	s	s	s	s
C103	Processing and preserving of fruits and vegetables	702	287	415	1,466,472	599,256	867,216
C104	Manufacture of vegetable and animal oils and fats	378	319	59	969,065	822,569	146,496
C105	Manufacture of dairy products	213	100	113	581,792	273,141	308,651

*Continued*

TABLE 2.3 - *Continued*

2009 PSIC Code	Region/ Industry Description	Production Workers on Sub-Contract Agreement or Under Manpower Agencies/Contractors			Total Hours Worked by Production Workers on Sub-Contract Agreement or Under Manpower Agencies/Contractors		
		Total	Male	Female	Total	Male	Female
		(8)	(9)	(10)	(11)	(12)	(13)
C106	Manufacture of grain mill products, starches and starch products	-	-	-	-	-	-
C107	Manufacture of other food products	9,241	7,831	1,409	22,903,400	19,628,128	3,275,272
C108	Manufacture of prepared animal feeds	182	182	-	454,272	454,272	-
C110	Manufacture of beverages	464	464	-	1,108,536	1,108,536	-
C139	Manufacture of other textiles	s	s	s	s	s	s
C141	Manufacture of wearing apparel, except fur apparel	8	2	6	20,880	5,200	15,680
C142	Custom tailoring and dressmaking	-	-	-	-	-	-
C152	Manufacture of footwear	s	s	s	s	s	s
C161	Sawmilling and planing of wood	76	76	-	189,696	189,696	-
C162	Manufacture of products of wood, cork, straw and plaiting materials	-	-	-	-	-	-
C170	Manufacture of paper and paper products	-	-	-	-	-	-
C181	Printing and service activities related to printing	-	-	-	-	-	-
C192	Manufacture of refined petroleum products	s	s	s	s	s	s
C201	Manufacture of basic chemicals	165	163	2	381,912	377,384	4,528
C202	Manufacture of other chemical products, n.e.c.	128	127	1	381,355	378,235	3,120
C210	Manufacture of pharmaceuticals, medicinal chemical and botanical products	s	s	s	s	s	s
C221	Manufacture of rubber products	s	s	s	s	s	s
C222	Manufacture of plastic products	-	-	-	-	-	-
C231	Manufacture of glass and glass products	-	-	-	-	-	-
C239	Manufacture of non-metallic mineral products, n.e.c.	-	-	-	-	-	-
C241	Manufacture of basic iron and steel	363	361	2	1,227,401	1,223,657	3,744
C243	Casting of metals	s	s	s	s	s	s
C251	Manufacture of structural metal products, tanks, reservoirs and steam generators	-	-	-	-	-	-
C252	Manufacture of weapons and ammunition	-	-	-	-	-	-
C259	Manufacture of other fabricated metal products; metal working service activities	-	-	-	-	-	-
C282	Manufacture of special purpose machinery	-	-	-	-	-	-
C291	Manufacture of motor vehicles	-	-	-	-	-	-
C292	Manufacture of bodies (coachwork) for motor vehicles; manufacture of trailers and semi-trailers	s	s	s	s	s	s
C310	Manufacture of furniture	-	-	-	-	-	-
C321	Manufacture of jewelry, bijouterie and related articles	-	-	-	-	-	-
C324	Manufacture of games and toys	-	-	-	-	-	-
C325	Manufacture of medical and dental instruments and supplies	-	-	-	-	-	-
C329	Other manufacturing, n.e.c.	32	22	10	79,872	54,912	24,960
C331	Repair of fabricated metal products, machinery and equipment	-	-	-	-	-	-

*Continued*

TABLE 2.3 - *Continued*

2009 PSIC Code	Region/ Industry Description	Production Workers on Sub-Contract Agreement or Under Manpower Agencies/Contractors			Total Hours Worked by Production Workers on Sub-Contract Agreement or Under Manpower Agencies/Contractors		
		Total	Male	Female	Total	Male	Female
		(8)	(9)	(10)	(11)	(12)	(13)
	<b>XI - Davao Region</b>	<b>13,979</b>	<b>10,124</b>	<b>3,855</b>	<b>35,346,491</b>	<b>25,514,984</b>	<b>9,831,507</b>
C101	Processing and preserving of meat	-	-	-	-	-	-
C102	Processing and preserving of fish, crustaceans and mollusks	43	18	25	107,560	45,160	62,400
C103	Processing and preserving of fruits and vegetables	1,077	622	455	2,161,984	1,235,968	926,016
C104	Manufacture of vegetable and animal oils and fats	9,114	6,242	2,873	23,517,264	16,008,417	7,508,847
C105	Manufacture of dairy products	-	-	-	-	-	-
C106	Manufacture of grain mill products, starches and starch products	-	-	-	-	-	-
C107	Manufacture of other food products	640	398	243	1,751,900	1,089,900	662,000
C108	Manufacture of prepared animal feeds	-	-	-	-	-	-
C110	Manufacture of beverages	495	493	2	1,235,520	1,230,528	4,992
C120	Manufacture of tobacco products	s	s	s	s	s	s
C131	Spinning, weaving and finishing of textiles	89	72	17	249,150	206,518	42,632
C139	Manufacture of other textiles	-	-	-	-	-	-
C141	Manufacture of wearing apparel, except fur apparel	-	-	-	-	-	-
C142	Custom tailoring and dressmaking	-	-	-	-	-	-
C152	Manufacture of footwear	13	9	4	34,320	23,760	10,560
C161	Sawmilling and planing of wood						
C162	Manufacture of products of wood, cork, straw and plaiting materials	431	340	91	1,178,920	929,276	249,644
C170	Manufacture of paper and paper products	668	623	45	1,666,080	1,553,760	112,320
C181	Printing and service activities related to printing	-	-	-	-	-	-
C192	Manufacture of refined petroleum products	s	s	s	s	s	s
C201	Manufacture of basic chemicals	-	-	-	-	-	-
C202	Manufacture of other chemical products, n.e.c.	160	160	-	399,360	399,360	-
C210	Manufacture of pharmaceuticals, medicinal chemical and botanical products	-	-	-	-	-	-
C221	Manufacture of rubber products	-	-	-	-	-	-
C222	Manufacture of plastic products	834	739	95	2,049,969	1,812,849	237,120
C231	Manufacture of glass and glass products	-	-	-	-	-	-
C239	Manufacture of non-metallic mineral products, n.e.c.	257	257	-	640,224	640,224	-
C241	Manufacture of basic iron and steel	-	-	-	-	-	-
C242	Manufacture of basic precious and other non-ferrous metals	12	12	-	29,952	29,952	-
C243	Casting of metals	s	s	s	s	s	s
C251	Manufacture of structural metal products, tanks, reservoirs and steam generators	-	-	-	-	-	-
C252	Manufacture of weapons and ammunition	s	s	s	s	s	s
C259	Manufacture of other fabricated metal products; metal working service activities	88	88	-	179,520	179,520	-

*Continued*

TABLE 2.3 - Continued

2009 PSIC Code	Region/ Industry Description	Production Workers on Sub-Contract Agreement or Under Manpower Agencies/Contractors			Total Hours Worked by Production Workers on Sub-Contract Agreement or Under Manpower Agencies/Contractors		
		Total	Male	Female	Total	Male	Female
		(8)	(9)	(10)	(11)	(12)	(13)
C265	Manufacture of measuring, testing, navigating and control equipment; watches and clocks	s	s	s	s	s	s
C275	Manufacture of domestic appliances	s	s	s	s	s	s
C279	Manufacture of other electrical equipment	s	s	s	s	s	s
C281	Manufacture of general purpose machinery	55	49	6	137,280	122,304	14,976
C282	Manufacture of special purpose machinery	3	3	-	7,488	7,488	-
C291	Manufacture of motor vehicles	s	s	s	s	s	s
C293	Manufacture of parts and accessories for motor vehicles	s	s	s	s	s	s
C301	Building of ships and boats	}	}	}	}	}	}
C309	Manufacture of transport equipment, n.e.c.						
C310	Manufacture of furniture	-	-	-	-	-	-
C321	Manufacture of jewelry, bijouterie and related articles	s	s	s	s	s	s
C329	Other manufacturing, n.e.c.	-	-	-	-	-	-
C331	Repair of fabricated metal products, machinery and equipment	-	-	-	-	-	-
	<b>XII - SOCCSKSARGEN</b>	<b>14,530</b>	<b>8,097</b>	<b>6,433</b>	<b>36,696,150</b>	<b>20,529,384</b>	<b>16,166,766</b>
C101	Processing and preserving of meat	175	125	50	414,016	298,816	115,200
C102	Processing and preserving of fish, crustaceans and mollusks	13,378	7,223	6,155	33,653,513	18,211,071	15,442,442
C103	Processing and preserving of fruits and vegetables	-	-	-	-	-	-
C104	Manufacture of vegetable and animal oils and fats	30	25	5	69,120	57,600	11,520
C105	Manufacture of dairy products	s	s	s	s	s	s
C106	Manufacture of grain mill products, starches and starch products	-	-	-	-	-	-
C107	Manufacture of other food products	57	57	-	155,496	155,496	-
C108	Manufacture of prepared animal feeds	138	138	-	327,225	327,225	-
C110	Manufacture of beverages	28	14	14	17,472	8,736	8,736
C131	Spinning, weaving and finishing of textiles	}	}	}	}	}	}
C139	Manufacture of other textiles						
C141	Manufacture of wearing apparel, except fur apparel	8	3	5	11,760	5,760	6,000
C142	Custom tailoring and dressmaking	-	-	-	-	-	-
C152	Manufacture of footwear	s	s	s	s	s	s
C161	Sawmilling and planing of wood	-	-	-	-	-	-
C162	Manufacture of products of wood, cork, straw and plaiting materials	12	9	3	27,648	20,736	6,912
C170	Manufacture of paper and paper products	s	s	s	s	s	s
C181	Printing and service activities related to printing	-	-	-	-	-	-
C192	Manufacture of refined petroleum products	s	s	s	s	s	s
C201	Manufacture of basic chemicals	23	23	-	47,616	47,616	-
C202	Manufacture of other chemical products, n.e.c.	-	-	-	-	-	-

Continued

TABLE 2.3 - *Continued*

2009 PSIC Code	Region/ Industry Description	Production Workers on Sub-Contract Agreement or Under Manpower Agencies/Contractors			Total Hours Worked by Production Workers on Sub-Contract Agreement or Under Manpower Agencies/Contractors		
		Total	Male	Female	Total	Male	Female
		(8)	(9)	(10)	(11)	(12)	(13)
C210	Manufacture of pharmaceuticals, medicinal chemical and botanical products	s	s	s	s	s	s
C221	Manufacture of rubber products	-	-	-	-	-	-
C222	Manufacture of plastic products	s	s	s	s	s	s
C231	Manufacture of glass and glass products	}	}	}	}	}	}
C239	Manufacture of non-metallic mineral products, n.e.c.						
C241	Manufacture of basic iron and steel	-	-	-	-	-	-
C243	Casting of metals	s	s	s	s	s	s
C251	Manufacture of structural metal products, tanks, reservoirs and steam generators	5	5	-	12,480	12,480	-
C259	Manufacture of other fabricated metal products; metal working service activities	563	366	197	1,635,660	1,069,704	565,956
C282	Manufacture of special purpose machinery	-	-	-	-	-	-
C301	Building of ships and boats	}	}	}	}	}	}
C309	Manufacture of transport equipment, n.e.c.						
C310	Manufacture of furniture	-	-	-	-	-	-
C323	Manufacture of sports goods	s	s	s	s	s	s
C331	Repair of fabricated metal products, machinery and equipment	9	9	-	18,144	18,144	-
	<b>XIII - Caraga</b>	<b>2,830</b>	<b>1,993</b>	<b>837</b>	<b>7,974,720</b>	<b>5,565,119</b>	<b>2,409,601</b>
C101	Processing and preserving of meat	19	19	-	41,496	41,496	-
C102	Processing and preserving of fish, crustaceans and mollusks	s	s	s	s	s	s
C103	Processing and preserving of fruits and vegetables	s	s	s	s	s	s
C104	Manufacture of vegetable and animal oils and fats	1,381	948	433	3,188,993	2,190,873	998,120
C106	Manufacture of grain mill products, starches and starch products	-	-	-	-	-	-
C107	Manufacture of other food products	138	67	71	396,447	192,478	203,969
C108	Manufacture of prepared animal feeds	-	-	-	-	-	-
C110	Manufacture of beverages	84	84	-	209,664	209,664	-
C139	Manufacture of other textiles	-	-	-	-	-	-
C142	Custom tailoring and dressmaking	-	-	-	-	-	-
C152	Manufacture of footwear	s	s	s	s	s	s
C161	Sawmilling and planing of wood	95	59	36	502,557	301,936	200,621
C162	Manufacture of products of wood, cork, straw and plaiting materials	692	400	292	2,315,399	1,319,965	995,434
C181	Printing and service activities related to printing	-	-	-	-	-	-
C199	Manufacture of other fuel products	s	s	s	s	s	s
C201	Manufacture of basic chemicals	}	}	}	}	}	}
C202	Manufacture of other chemical products, n.e.c.						
C221	Manufacture of rubber products	-	-	-	-	-	-

*Continued*

TABLE 2.3 - *Concluded*

2009 PSIC Code	Region/ Industry Description	Production Workers on Sub-Contract Agreement or Under Manpower Agencies/Contractors			Total Hours Worked by Production Workers on Sub-Contract Agreement or Under Manpower Agencies/Contractors		
		Total	Male	Female	Total	Male	Female
		(8)	(9)	(10)	(11)	(12)	(13)
C231	Manufacture of glass and glass products }	-	-	-	-	-	-
C239	Manufacture of non-metallic mineral products, n.e.c. }	-	-	-	-	-	-
C241	Manufacture of basic iron and steel }	-	-	-	-	-	-
C242	Manufacture of basic precious and other non-ferrous metals }	181	178	3	502,724	496,259	6,465
C251	Manufacture of structural metal products, tanks, reservoirs and steam generators }	-	-	-	-	-	-
C259	Manufacture of other fabricated metal products; metal working service activities }	4	4	-	16,224	16,224	-
C282	Manufacture of special purpose machinery	s	s	s	s	s	s
C301	Building of ships and boats	s	s	s	s	s	s
C309	Manufacture of transport equipment, n.e.c.	s	s	s	s	s	s
C310	Manufacture of furniture	4	4	-	8,736	8,736	-
C321	Manufacture of jewelry, bijouterie and related articles	-	-	-	-	-	-
C324	Manufacture of games and toys }	-	-	-	-	-	-
C329	Other manufacturing, n.e.c. }	2	2	-	4,992	4,992	-
C331	Repair of fabricated metal products, machinery and equipment	228	228	-	782,496	782,496	-
	<b>Autonomous Region in Muslim Mindanao</b>	-	-	-	-	-	-
C101	Processing and preserving of meat	s	s	s	s	s	s
C104	Manufacture of vegetable and animal oils and fats	s	s	s	s	s	s
C106	Manufacture of grain mill products, starches and starch products	-	-	-	-	-	-
C107	Manufacture of other food products	-	-	-	-	-	-
C108	Manufacture of prepared animal feeds	s	s	s	s	s	s
C110	Manufacture of beverages	-	-	-	-	-	-
C142	Custom tailoring and dressmaking	s	s	s	s	s	s
C221	Manufacture of rubber products	-	-	-	-	-	-
C239	Manufacture of non-metallic mineral products, n.e.c.	-	-	-	-	-	-
C301	Building of ships and boats	s	s	s	s	s	s
C310	Manufacture of furniture	s	s	s	s	s	s

- zero value

} Combined data

s Suppressed data

Notes: Details may not add-up to total due to rounding and/or statistical disclosure control.

Source: Philippine Statistics Authority, 2019 Annual Survey of Philippine Business and Industry (Final Results)



Table 2. Number of Establishments and Employment by Type and Sex for Manufacturing Establishments by Region and Industry Group: Philippines, 2019

2009 PSIC Code	Region/ Industry Description	Number of Establishments	Employment as of 15 November					
			Total		Paid		Unpaid	
			Male	Female	Male	Female	Male	Female
			(1)	(2)	(3)	(4)	(5)	(6)
	<b>Philippines</b>	<b>24,270</b>	<b>805,810</b>	<b>587,147</b>	<b>797,600</b>	<b>580,983</b>	<b>8,210</b>	<b>6,164</b>
C101	Processing and preserving of meat	294	18,255	12,996	18,189	12,953	66	43
C102	Processing and preserving of fish, crustaceans and mollusks	225	9,867	10,516	9,769	10,452	98	64
C103	Processing and preserving of fruits and vegetables	144	9,713	8,454	9,679	8,404	34	50
C104	Manufacture of vegetable and animal oils and fats	136	8,561	3,081	8,524	3,031	38	50
C105	Manufacture of dairy products	89	8,842	3,776	8,823	3,756	20	20
C106	Manufacture of grain mill products, starches and starch products	1,218	20,321	5,664	19,565	5,300	756	364
C107	Manufacture of other food products	7,739	128,572	82,926	123,590	79,343	4,982	3,583
C108	Manufacture of prepared animal feeds	196	12,469	3,416	12,438	3,403	31	13
C110	Manufacture of beverages	2,637	30,015	10,868	29,576	10,384	439	484
C120	Manufacture of tobacco products	19	5,361	2,435	5,361	2,435	-	-
C131	Spinning, weaving and finishing of textiles	109	4,127	2,162	4,104	2,098	23	64
C139	Manufacture of other textiles	254	9,454	8,888	9,413	8,739	41	149
C141	Manufacture of wearing apparel, except fur apparel	849	33,483	74,266	33,436	74,058	47	208
C142	Custom tailoring and dressmaking	500	4,117	4,709	3,609	4,487	508	222
C143	Manufacture of knitted and crocheted apparel	19	449	1,325	449	1,325	-	-
C151	Tanning and dressing of leather; manufacture of luggage and handbags	46	5,583	8,340	5,566	8,332	17	8
C152	Manufacture of footwear	148	7,917	4,723	7,896	4,691	21	32
C161	Sawmilling and planing of wood	48	1,289	315	1,260	298	29	17
C162	Manufacture of products of wood, cork, straw and plaiting materials	290	12,469	5,368	12,409	5,333	60	35
C170	Manufacture of paper and paper products	361	23,642	7,537	23,642	7,537	-	-
C181	Printing and service activities related to printing	2,113	40,237	29,347	40,098	29,214	139	133
C182	Reproduction of recorded media	6	53	37	52	37	1	-
C192	Manufacture of refined petroleum products	26	1,879	433	1,876	430	3	3
C199	Manufacture of other fuel products	7	199	66	199	66	-	-
C201	Manufacture of basic chemicals	196	7,006	2,368	6,995	2,358	11	10
C202	Manufacture of other chemical products, n.e.c.	390	17,207	14,298	17,175	14,261	32	37
C203	Manufacture of man-made fibers	3	113	112	113	112	-	-
C210	Manufacture of pharmaceuticals, medicinal chemical and botanical products	121	4,881	3,604	4,851	3,583	29	21
C221	Manufacture of rubber products	147	9,257	4,634	9,255	4,630	2	3
C222	Manufacture of plastic products	820	44,749	30,103	44,739	30,094	10	9
C231	Manufacture of glass and glass products	92	6,018	1,572	5,984	1,554	34	17
C239	Manufacture of non-metallic mineral products, n.e.c.	654	30,418	6,670	30,378	6,639	40	31
C241	Manufacture of basic iron and steel	299	17,080	2,558	17,053	2,553	27	5
C242	Manufacture of basic precious and other non-ferrous metals	33	3,252	850	3,252	850	-	-

Continued

TABLE 2 - *Continued*

2009 PSIC Code	Region/ Industry Description	Number of Establishments	Employment as of 15 November					
			Total		Paid		Unpaid	
			Male	Female	Male	Female	Male	Female
		(1)	(2)	(3)	(4)	(5)	(6)	(7)
C243	Casting of metals	52	2,452	942	2,452	942	-	-
C251	Manufacture of structural metal products, tanks, reservoirs and steam generators	428	23,958	8,286	23,835	8,129	123	157
C252	Manufacture of weapons and ammunition	14	1,188	155	1,185	149	3	6
C259	Manufacture of other fabricated metal products; metal working service activities	761	39,993	18,155	39,820	18,083	173	71
C261	Manufacture of electronic components	145	45,174	82,926	45,170	82,899	4	27
C262	Manufacture of computers and peripheral equipment and accessories	32	6,008	11,122	6,008	11,122	-	-
C263	Manufacture of communication equipment	12	1,077	3,408	1,076	3,408	1	-
C264	Manufacture of consumer electronics	18	1,966	1,695	1,965	1,695	1	-
C265	Manufacture of measuring, testing, navigating and control equipment; watches and clocks	21	1,279	2,524	1,279	2,524	-	-
C267	Manufacture of optical instruments and photographic equipment	21	3,026	4,763	3,023	4,762	3	1
C271	Manufacture of electric motors, generators, transformers and electricity distribution and control apparatus	56	4,990	7,582	4,972	7,577	19	5
C272	Manufacture of batteries and accumulators	11	1,992	484	1,992	484	-	-
C273	Manufacture of wiring and wiring devices	57	4,519	7,240	4,519	7,240	-	-
C274	Manufacture of electric lighting equipment	38	2,250	2,677	2,232	2,677	18	-
C275	Manufacture of domestic appliances	44	2,560	613	2,559	613	1	-
C279	Manufacture of other electrical equipment	24	3,099	2,179	3,099	2,179	-	-
C281	Manufacture of general purpose machinery	132	7,725	3,149	7,718	3,147	6	2
C282	Manufacture of special purpose machinery	210	9,120	5,069	9,094	5,032	26	38
C291	Manufacture of motor vehicles	41	5,013	1,135	5,003	1,134	10	1
C292	Manufacture of bodies (coachwork) for motor vehicles; manufacture of trailers and semi-trailers	27	1,508	321	1,508	321	-	-
C293	Manufacture of parts and accessories for motor vehicles	115	26,489	30,916	26,416	30,906	73	10
C301	Building of ships and boats	32	2,340	320	2,336	320	4	-
C303	Manufacture of air and spacecraft and related machinery	9	4,259	1,475	4,259	1,475	-	-
C309	Manufacture of transport equipment, n.e.c.	73	5,269	1,743	5,255	1,736	14	7
C310	Manufacture of furniture	717	26,523	7,516	26,493	7,498	30	18
C321	Manufacture of jewelry, bijouterie and related articles	77	1,670	1,754	1,670	1,754	-	-
C322	Manufacture of musical instruments	3	66	5	66	5	-	-
C323	Manufacture of sports goods	23	2,386	2,626	2,386	2,626	-	-
C324	Manufacture of games and toys	31	1,177	2,539	1,171	2,536	6	3
C325	Manufacture of medical and dental instruments and supplies	48	4,637	6,132	4,637	6,132	-	-
C329	Other manufacturing, n.e.c.	214	5,200	4,620	5,182	4,601	18	18
C331	Repair of fabricated metal products, machinery and equipment	551	19,734	4,636	19,593	4,510	141	127
C332	Installation of industrial machinery and equipment	8	309	26	309	26	-	-

*Continued*

TABLE 2 - *Continued*

2009 PSIC Code	Region/ Industry Description	Number of Establishments	Employment as of 15 November					
			Total		Paid		Unpaid	
			Male	Female	Male	Female	Male	Female
			(1)	(2)	(3)	(4)	(5)	(6)
	<b>National Capital Region</b>	<b>6,369</b>	<b>215,728</b>	<b>132,192</b>	<b>214,212</b>	<b>130,869</b>	<b>1,516</b>	<b>1,323</b>
C101	Processing and preserving of meat	37	3,460	2,606	3,460	2,606	-	-
C102	Processing and preserving of fish, crustaceans and mollusks	38	1,656	1,799	1,650	1,793	6	6
C103	Processing and preserving of fruits and vegetables	42	1,537	1,131	1,525	1,125	12	6
C104	Manufacture of vegetable and animal oils and fats	18	801	237	801	237	-	-
C105	Manufacture of dairy products	26	2,810	1,028	2,808	1,027	2	1
C106	Manufacture of grain mill products, starches and starch products	18	1,109	723	1,105	721	4	2
C107	Manufacture of other food products	1,093	23,131	20,655	21,895	19,728	1,236	927
C108	Manufacture of prepared animal feeds	12	626	133	626	133	-	-
C110	Manufacture of beverages	628	5,428	2,313	5,428	2,313	-	-
C120	Manufacture of tobacco products	6	2,196	1,084	2,196	1,084	-	-
C131	Spinning, weaving and finishing of textiles	42	1,617	690	1,617	690	-	-
C139	Manufacture of other textiles	128	4,238	2,499	4,238	2,425	-	74
C141	Manufacture of wearing apparel, except fur apparel	362	6,002	17,297	6,002	17,297	-	-
C142	Custom tailoring and dressmaking	156	1,951	2,676	1,847	2,606	104	69
C143	Manufacture of knitted and crocheted apparel	15	227	654	227	654	-	-
C151	Tanning and dressing of leather; manufacture of luggage and handbags	28	272	605	271	603	1	2
C152	Manufacture of footwear	78	2,136	1,352	2,124	1,340	12	12
C161	Sawmilling and planing of wood	9	210	50	210	50	-	-
C162	Manufacture of products of wood, cork, straw and plaiting materials	49	1,273	673	1,273	673	-	-
C170	Manufacture of paper and paper products	205	14,572	2,911	14,572	2,911	-	-
C181	Printing and service activities related to printing	999	23,160	18,965	23,160	18,965	-	-
C182	Reproduction of recorded media	4	21	8	21	8	-	-
C192	Manufacture of refined petroleum products	10	212	136	212	136	-	-
C199	Manufacture of other fuel products							
C201	Manufacture of basic chemicals	66	2,275	952	2,275	952	-	-
C202	Manufacture of other chemical products, n.e.c.	198	7,973	6,185	7,973	6,185	-	-
C203	Manufacture of man-made fibers							
C210	Manufacture of pharmaceuticals, medicinal chemical and botanical products	47	1,440	737	1,440	737	-	-
C221	Manufacture of rubber products	69	3,254	1,013	3,254	1,013	-	-
C222	Manufacture of plastic products	439	20,414	16,514	20,414	16,514	-	-
C231	Manufacture of glass and glass products	29	2,263	642	2,263	642	-	-
C239	Manufacture of non-metallic mineral products, n.e.c.	89	5,552	783	5,552	783	-	-
C241	Manufacture of basic iron and steel	100	5,756	845	5,756	845	-	-
C242	Manufacture of basic precious and other non-ferrous metals	6	281	71	281	71	-	-
C243	Casting of metals	20	474	48	474	48	-	-

*Continued*

TABLE 2 - Continued

2009 PSIC Code	Region/ Industry Description	Number of Establishments	Employment as of 15 November					
			Total		Paid		Unpaid	
			Male	Female	Male	Female	Male	Female
		(1)	(2)	(3)	(4)	(5)	(6)	(7)
C251	Manufacture of structural metal products, tanks, reservoirs and steam generators	208	12,599	4,696	12,497	4,563	102	133
C252	Manufacture of weapons and ammunition	10	930	126	930	123	-	3
C259	Manufacture of other fabricated metal products; metal working service activities	282	16,409	2,446	16,409	2,446	-	-
C261	Manufacture of electronic components	14	3,794	4,876	3,794	4,876	-	-
C262	Manufacture of computers and peripheral equipment and accessories }	3	89	37	88	37	1	-
C263	Manufacture of communication equipment }							
C264	Manufacture of consumer electronics }							
C265	Manufacture of measuring, testing, navigating and control equipment; watches and clocks }	5	245	148	245	148	-	-
C267	Manufacture of optical instruments and photographic equipment }							
C271	Manufacture of electric motors, generators, transformers and electricity distribution and control apparatus }							
C272	Manufacture of batteries and accumulators	19	809	213	790	209	19	5
C273	Manufacture of wiring and wiring devices	4	201	105	201	105	-	-
C274	Manufacture of electric lighting equipment	22	717	138	717	138	-	-
C275	Manufacture of domestic appliances	12	318	114	318	114	-	-
C279	Manufacture of other electrical equipment	20	877	104	877	104	-	-
C281	Manufacture of general purpose machinery	s	s	s	s	s	s	s
C282	Manufacture of special purpose machinery	59	3,217	754	3,217	754	-	-
C291	Manufacture of motor vehicles	75	2,490	895	2,490	872	-	23
C292	Manufacture of bodies (coachwork) for motor vehicles; manufacture of trailers and semi-trailers	13	234	121	225	121	9	-
C293	Manufacture of parts and accessories for motor vehicles	7	269	86	269	86	-	-
C301	Building of ships and boats	22	976	705	968	701	8	4
C303	Manufacture of air and spacecraft and related machinery }	10	94	45	94	45	-	-
C309	Manufacture of transport equipment, n.e.c. }							
C310	Manufacture of furniture	27	1,459	365	1,459	365	-	-
C321	Manufacture of jewelry, bijouterie and related articles	203	8,669	2,374	8,669	2,374	-	-
C322	Manufacture of musical instruments	14	69	98	69	98	-	-
C323	Manufacture of sports goods	s	s	s	s	s	s	s
C324	Manufacture of games and toys	6	722	626	722	626	-	-
C325	Manufacture of medical and dental instruments and supplies	12	192	234	192	234	-	-
C329	Other manufacturing, n.e.c.	18	709	474	709	474	-	-
C331	Repair of fabricated metal products, machinery and equipment	69	2,027	2,189	2,027	2,189	-	-
C332	Installation of industrial machinery and equipment	147	7,758	1,216	7,758	1,160	-	56
		s	s	s	s	s	s	

Continued

TABLE 2 - *Continued*

2009 PSIC Code	Region/ Industry Description	Number of Establishments	Employment as of 15 November					
			Total		Paid		Unpaid	
			Male	Female	Male	Female	Male	Female
			(1)	(2)	(3)	(4)	(5)	(6)
	<b>Cordillera Administrative Region</b>	<b>316</b>	<b>6,902</b>	<b>6,166</b>	<b>6,792</b>	<b>6,056</b>	<b>110</b>	<b>110</b>
C101	Processing and preserving of meat	s	s	s	s	s	s	s
C103	Processing and preserving of fruits and vegetables	3	45	430	45	424	-	6
C105	Manufacture of dairy products	s	s	s	s	s	s	s
C106	Manufacture of grain mill products, starches and starch products	37	67	34	55	3	12	31
C107	Manufacture of other food products	110	2,817	1,401	2,817	1,401	-	-
C110	Manufacture of beverages	50	280	131	260	111	21	21
C131	Spinning, weaving and finishing of textiles	16	145	479	130	459	15	20
C139	Manufacture of other textiles							
C141	Manufacture of wearing apparel, except fur apparel	s	s	s	s	s	s	s
C142	Custom tailoring and dressmaking	20	79	75	79	75	-	-
C162	Manufacture of products of wood, cork, straw and plaiting materials	s	s	s	s	s	s	s
C170	Manufacture of paper and paper products	s	s	s	s	s	s	s
C181	Printing and service activities related to printing	38	221	125	190	110	31	16
C201	Manufacture of basic chemicals	s	s	s	s	s	s	s
C202	Manufacture of other chemical products, n.e.c.	s	s	s	s	s	s	s
C221	Manufacture of rubber products	5	110	184	110	182	-	2
C222	Manufacture of plastic products							
C231	Manufacture of glass and glass products	s	s	s	s	s	s	s
C239	Manufacture of non-metallic mineral products, n.e.c.	s	s	s	s	s	s	s
C241	Manufacture of basic iron and steel	s	s	s	s	s	s	s
C242	Manufacture of basic precious and other non-ferrous metals	s	s	s	s	s	s	s
C251	Manufacture of structural metal products, tanks, reservoirs and steam generators	4	27	4	26	-	1	4
C259	Manufacture of other fabricated metal products; metal working service activities	5	43	5	18	5	25	-
C261	Manufacture of electronic components	4	1,521	2,612	1,521	2,612	-	-
C281	Manufacture of general purpose machinery	3	31	12	31	12	-	-
C282	Manufacture of special purpose machinery							
C303	Manufacture of air and spacecraft and related machinery	s	s	s	s	s	s	s
C310	Manufacture of furniture	s	s	s	s	s	s	s
C321	Manufacture of jewelry, bijouterie and related articles	s	s	s	s	s	s	s
C331	Repair of fabricated metal products, machinery and equipment	4	12	-	12	-	-	-
	<b>I - Ilocos Region</b>	<b>746</b>	<b>12,447</b>	<b>6,081</b>	<b>12,195</b>	<b>5,964</b>	<b>252</b>	<b>117</b>
C101	Processing and preserving of meat	14	406	425	404	423	2	2
C102	Processing and preserving of fish, crustaceans and mollusks	15	144	79	88	56	56	24

*Continued*

TABLE 2 - *Continued*

2009 PSIC Code	Region/ Industry Description	Number of Establishments	Employment as of 15 November					
			Total		Paid		Unpaid	
			Male	Female	Male	Female	Male	Female
			(1)	(2)	(3)	(4)	(5)	(6)
C103	Processing and preserving of fruits and vegetables	s	s	s	s	s	s	s
C105	Manufacture of dairy products	s	s	s	s	s	s	s
C106	Manufacture of grain mill products, starches and starch products	61	656	186	565	186	91	-
C107	Manufacture of other food products	274	6,347	3,346	6,347	3,346	-	-
C108	Manufacture of prepared animal feeds	4	255	41	255	41	-	-
C110	Manufacture of beverages	126	1,177	484	1,123	431	54	54
C120	Manufacture of tobacco products	3	193	224	193	224	-	-
C131	Spinning, weaving and finishing of textiles	6	10	38	10	38	-	-
C141	Manufacture of wearing apparel, except fur apparel	3	16	9	16	9	-	-
C142	Custom tailoring and dressmaking	9	75	34	70	24	5	10
C162	Manufacture of products of wood, cork, straw and plaiting materials	12	80	26	55	8	25	18
C170	Manufacture of paper and paper products	s	s	s	s	s	s	s
C181	Printing and service activities related to printing	62	274	404	274	404	-	-
C201	Manufacture of basic chemicals	7	246	36	236	33	11	3
C202	Manufacture of other chemical products, n.e.c.							
C210	Manufacture of pharmaceuticals, medicinal chemical and botanical products							
C221	Manufacture of rubber products	s	s	s	s	s	s	s
C222	Manufacture of plastic products	s	s	s	s	s	s	s
C239	Manufacture of non-metallic mineral products, n.e.c.	26	1,113	251	1,113	251	-	-
C241	Manufacture of basic iron and steel	6	99	39	97	37	2	2
C251	Manufacture of structural metal products, tanks, reservoirs and steam generators	11	130	43	130	43	-	-
C259	Manufacture of other fabricated metal products; metal working service activities	17	59	24	59	24	-	-
C282	Manufacture of special purpose machinery	5	19	5	17	5	2	-
C292	Manufacture of bodies (coachwork) for motor vehicles; }	6	49	19	47	17	2	2
	manufacture of trailers and semi-trailers }							
C293	Manufacture of parts and accessories for motor vehicles }							
C309	Manufacture of transport equipment, n.e.c.	s	s	s	s	s	s	s
C310	Manufacture of furniture	36	398	80	398	80	-	-
C321	Manufacture of jewelry, bijouterie and related articles }	16	245	197	245	197	-	-
C324	Manufacture of games and toys }							
C329	Other manufacturing, n.e.c. }							
C331	Repair of fabricated metal products, machinery and equipment	21	330	32	330	32	-	-
	II - Cagayan Valley	403	7,497	3,370	7,363	3,236	134	134
C101	Processing and preserving of meat	4	123	105	123	105	-	-

*Continued*

TABLE 2 - *Continued*

2009 PSIC Code	Region/ Industry Description	Number of Establishments	Employment as of 15 November					
			Total		Paid		Unpaid	
			Male	Female	Male	Female	Male	Female
			(1)	(2)	(3)	(4)	(5)	(6)
C102	Processing and preserving of fish, crustaceans and mollusks	s	s	s	s	s	s	s
C103	Processing and preserving of fruits and vegetables	3	3	11	3	11	-	-
C105	Manufacture of dairy products	s	s	s	s	s	s	s
C106	Manufacture of grain mill products, starches and starch products	39	511	155	511	155	-	-
C107	Manufacture of other food products	194	2,985	1,566	2,985	1,566	-	-
C108	Manufacture of prepared animal feeds	5	134	18	134	18	-	-
C110	Manufacture of beverages	46	531	182	430	81	101	101
C120	Manufacture of tobacco products	s	s	s	s	s	s	s
C131	Spinning, weaving and finishing of textiles	s	s	s	s	s	s	s
C139	Manufacture of other textiles	s	s	s	s	s	s	s
C142	Custom tailoring and dressmaking	7	31	53	21	43	10	10
C162	Manufacture of products of wood, cork, straw and plaiting materials	3	14	5	14	5	-	-
C181	Printing and service activities related to printing	37	370	284	370	284	-	-
C182	Reproduction of recorded media	s	s	s	s	s	s	s
C192	Manufacture of refined petroleum products	s	s	s	s	s	s	s
C199	Manufacture of other fuel products	s	s	s	s	s	s	s
C201	Manufacture of basic chemicals	s	s	s	s	s	s	s
C231	Manufacture of glass and glass products	15	173	62	165	50	8	12
C239	Manufacture of non-metallic mineral products, n.e.c.							
C251	Manufacture of structural metal products, tanks, reservoirs and steam generators	4	31	20	31	20	-	-
C259	Manufacture of other fabricated metal products; metal working service activities	9	40	8	36	8	4	-
C282	Manufacture of special purpose machinery	3	516	126	516	126	-	-
C310	Manufacture of furniture	13	131	35	131	35	-	-
C321	Manufacture of jewelry, bijouterie and related articles	s	s	s	s	s	s	s
C329	Other manufacturing, n.e.c.	s	s	s	s	s	s	s
C331	Repair of fabricated metal products, machinery and equipment	9	61	2	57	-	5	2
	III - Central Luzon	2,456	117,079	86,891	116,752	86,452	327	439
C101	Processing and preserving of meat	79	4,358	3,698	4,358	3,698	-	-
C102	Processing and preserving of fish, crustaceans and mollusks	23	855	300	846	300	9	-
C103	Processing and preserving of fruits and vegetables	18	743	438	727	422	16	16
C104	Manufacture of vegetable and animal oils and fats	3	35	59	35	59	-	-
C105	Manufacture of dairy products	11	992	792	992	792	-	-
C106	Manufacture of grain mill products, starches and starch products	134	3,165	935	3,161	849	4	87

*Continued*

TABLE 2 - *Continued*

2009 PSIC Code	Region/ Industry Description	Number of Establishments	Employment as of 15 November					
			Total		Paid		Unpaid	
			Male	Female	Male	Female	Male	Female
			(1)	(2)	(3)	(4)	(5)	(6)
C107	Manufacture of other food products	619	14,657	7,247	14,655	7,245	2	2
C108	Manufacture of prepared animal feeds	53	3,880	1,422	3,880	1,422	-	-
C110	Manufacture of beverages	260	4,140	2,007	4,140	2,007	-	-
C120	Manufacture of tobacco products	s	s	s	s	s	s	s
C131	Spinning, weaving and finishing of textiles	17	1,376	576	1,376	576	-	-
C139	Manufacture of other textiles	44	3,167	4,102	3,143	4,078	24	24
C141	Manufacture of wearing apparel, except fur apparel	154	8,129	13,726	8,102	13,546	27	180
C142	Custom tailoring and dressmaking	23	150	301	83	262	67	39
C143	Manufacture of knitted and crocheted apparel							
C151	Tanning and dressing of leather; manufacture of luggage and handbags	10	5,262	7,554	5,249	7,551	14	3
C152	Manufacture of footwear	11	1,840	1,729	1,834	1,723	6	6
C161	Sawmilling and planing of wood	33	1,277	611	1,277	611	-	-
C162	Manufacture of products of wood, cork, straw and plaiting materials							
C170	Manufacture of paper and paper products	33	2,565	767	2,565	767	-	-
C181	Printing and service activities related to printing	123	2,166	1,018	2,166	1,018	-	-
C192	Manufacture of refined petroleum products	3	1,264	203	1,262	200	2	3
C201	Manufacture of basic chemicals	19	667	236	667	236	-	-
C202	Manufacture of other chemical products, n.e.c.	29	1,623	878	1,617	867	6	10
C210	Manufacture of pharmaceuticals, medicinal chemical and botanical products	19	767	692	767	692	-	-
C221	Manufacture of rubber products	11	3,008	647	3,008	647	-	-
C222	Manufacture of plastic products	90	5,142	3,108	5,140	3,106	1	1
C231	Manufacture of glass and glass products	8	632	252	616	246	16	6
C239	Manufacture of non-metallic mineral products, n.e.c.	137	8,149	1,466	8,149	1,466	-	-
C241	Manufacture of basic iron and steel	47	3,543	706	3,543	706	-	-
C242	Manufacture of basic precious and other non-ferrous metals	5	142	41	142	41	-	-
C243	Casting of metals	5	151	34	151	34	-	-
C251	Manufacture of structural metal products, tanks, reservoirs and steam generators	49	892	349	892	349	-	-
C252	Manufacture of weapons and ammunition	37	4,196	3,092	4,184	3,068	12	24
C259	Manufacture of other fabricated metal products; metal working service activities							
C261	Manufacture of electronic components	15	3,846	7,889	3,846	7,889	-	-
C262	Manufacture of computers and peripheral equipment and accessories	5	1,844	4,198	1,844	4,198	-	-
C264	Manufacture of consumer electronics	4	136	145	136	145	-	-
C265	Manufacture of measuring, testing, navigating and control equipment; watches and clocks							
C271	Manufacture of electric motors, generators, transformers and electricity distribution and control apparatus	9	424	139	424	139	-	-

*Continued*



TABLE 2 - Continued

2009 PSIC Code	Region/ Industry Description	Number of Establishments	Employment as of 15 November					
			Total		Paid		Unpaid	
			Male	Female	Male	Female	Male	Female
		(1)	(2)	(3)	(4)	(5)	(6)	(7)
C272	Manufacture of batteries and accumulators	3	1,577	150	1,577	150	-	-
C273	Manufacture of wiring and wiring devices	8	815	121	815	121	-	-
C274	Manufacture of electric lighting equipment	7	854	567	854	567	-	-
C275	Manufacture of domestic appliances	5	502	311	501	311	1	-
C279	Manufacture of other electrical equipment	5	342	132	342	132	-	-
C281	Manufacture of general purpose machinery	13	517	264	514	264	2	-
C282	Manufacture of special purpose machinery	17	517	363	517	363	-	-
C291	Manufacture of motor vehicles	4	487	36	486	35	1	1
C292	Manufacture of bodies (coachwork) for motor vehicles; manufacture of trailers and semi-trailers							
C293	Manufacture of parts and accessories for motor vehicles							
C301	Building of ships and boats	s	s	s	s	s	s	s
C303	Manufacture of air and spacecraft and related machinery	5	859	375	859	375	-	-
C309	Manufacture of transport equipment, n.e.c.	23	480	73	474	67	6	6
C310	Manufacture of furniture	94	2,961	1,038	2,959	1,038	1	-
C321	Manufacture of jewelry, bijouterie and related articles	13	130	63	130	63	-	-
C322	Manufacture of musical instruments	s	s	s	s	s	s	s
C323	Manufacture of sports goods	4	600	341	600	341	-	-
C324	Manufacture of games and toys	6	349	1,322	345	1,320	4	2
C325	Manufacture of medical and dental instruments and supplies	8	870	1,267	870	1,267	-	-
C329	Other manufacturing, n.e.c.	46	844	1,210	831	1,196	13	13
C331	Repair of fabricated metal products, machinery and equipment	43	2,085	959	1,992	943	93	16
C332	Installation of industrial machinery and equipment	s	s	s	s	s	s	s
	<b>IVA - CALABARZON</b>	<b>4,340</b>	<b>235,341</b>	<b>215,293</b>	<b>232,640</b>	<b>213,491</b>	<b>2,700</b>	<b>1,801</b>
C101	Processing and preserving of meat	51	4,407	2,595	4,386	2,583	21	11
C102	Processing and preserving of fish, crustaceans and mollusks	13	342	149	336	149	6	-
C103	Processing and preserving of fruits and vegetables	16	1,872	1,270	1,872	1,270	-	-
C104	Manufacture of vegetable and animal oils and fats	41	2,134	751	2,099	713	35	38
C105	Manufacture of dairy products	21	4,054	1,518	4,054	1,518	-	-
C106	Manufacture of grain mill products, starches and starch products	86	1,271	481	1,271	481	-	-
C107	Manufacture of other food products	1,144	20,628	10,554	18,198	8,934	2,430	1,620
C108	Manufacture of prepared animal feeds	79	4,924	793	4,923	793	1	-
C110	Manufacture of beverages	446	5,450	1,695	5,450	1,695	-	-
C120	Manufacture of tobacco products	3	571	234	571	234	-	-
C131	Spinning, weaving and finishing of textiles	10	861	323	860	323	1	-
C139	Manufacture of other textiles	35	899	1,234	899	1,234	-	-
C141	Manufacture of wearing apparel, except fur apparel	259	9,966	28,273	9,960	28,269	6	5

Continued

TABLE 2 - *Continued*

2009 PSIC Code	Region/ Industry Description	Number of Establishments	Employment as of 15 November					
			Total		Paid		Unpaid	
			Male	Female	Male	Female	Male	Female
			(1)	(2)	(3)	(4)	(5)	(6)
C142	Custom tailoring and dressmaking	88	981	947	981	947	-	-
C143	Manufacture of knitted and crocheted apparel	3	176	484	176	484	-	-
C151	Tanning and dressing of leather; manufacture of luggage and handbags	6	42	167	41	165	2	2
C152	Manufacture of footwear	36	3,042	936	3,042	926	-	10
C161	Sawmilling and planing of wood	89	5,930	2,428	5,930	2,428	-	-
C162	Manufacture of products of wood, cork, straw and plaiting materials							
C170	Manufacture of paper and paper products	68	4,350	2,977	4,350	2,977	-	-
C181	Printing and service activities related to printing	145	3,263	3,777	3,260	3,776	3	1
C182	Reproduction of recorded media	s	s	s	s	s	s	s
C192	Manufacture of refined petroleum products	6	312	71	312	71	-	-
C199	Manufacture of other fuel products							
C201	Manufacture of basic chemicals	37	1,388	570	1,388	570	-	-
C202	Manufacture of other chemical products, n.e.c.	89	4,287	4,184	4,287	4,184	-	-
C210	Manufacture of pharmaceuticals, medicinal chemical and botanical products	30	2,041	1,404	2,036	1,399	5	5
C221	Manufacture of rubber products	36	1,600	1,957	1,600	1,957	-	-
C222	Manufacture of plastic products	170	11,990	7,687	11,990	7,687	-	-
C231	Manufacture of glass and glass products	26	2,121	307	2,111	297	11	10
C239	Manufacture of non-metallic mineral products, n.e.c.	116	7,608	2,606	7,608	2,606	-	-
C241	Manufacture of basic iron and steel	79	4,941	489	4,938	489	3	-
C242	Manufacture of basic precious and other non-ferrous metals	9	486	86	486	86	-	-
C243	Casting of metals	15	1,050	527	1,050	527	-	-
C251	Manufacture of structural metal products, tanks, reservoirs and steam generators	102	7,158	2,550	7,157	2,550	2	-
C259	Manufacture of other fabricated metal products; metal working service activities	222	14,669	11,041	14,581	11,002	89	39
C261	Manufacture of electronic components	99	31,485	51,370	31,481	51,343	4	27
C262	Manufacture of computers and peripheral equipment and accessories	24	4,073	6,882	4,073	6,882	-	-
C263	Manufacture of communication equipment	8	410	508	410	508	-	-
C264	Manufacture of consumer electronics	10	1,636	1,451	1,635	1,451	1	-
C265	Manufacture of measuring, testing, navigating and control equipment; watches and clocks	6	206	490	206	490	-	-
C267	Manufacture of optical instruments and photographic equipment	7	1,373	2,701	1,370	2,699	3	1
C271	Manufacture of electric motors, generators, transformers and electricity distribution and control apparatus	25	3,552	6,762	3,552	6,762	-	-
C272	Manufacture of batteries and accumulators	4	214	229	214	229	-	-
C273	Manufacture of wiring and wiring devices	24	2,949	6,726	2,949	6,726	-	-
C274	Manufacture of electric lighting equipment	15	918	1,850	900	1,850	18	-

*Continued*

TABLE 2 - *Continued*

2009 PSIC Code	Region/ Industry Description	Number of Establishments	Employment as of 15 November					
			Total		Paid		Unpaid	
			Male	Female	Male	Female	Male	Female
			(1)	(2)	(3)	(4)	(5)	(6)
C275	Manufacture of domestic appliances	14	669	132	669	132	-	-
C279	Manufacture of other electrical equipment	12	2,648	2,020	2,648	2,020	-	-
C281	Manufacture of general purpose machinery	48	3,426	1,768	3,426	1,768	-	-
C282	Manufacture of special purpose machinery	76	4,963	3,411	4,963	3,411	-	-
C291	Manufacture of motor vehicles	13	4,265	946	4,265	946	-	-
C292	Manufacture of bodies (coachwork) for motor vehicles; manufacture of trailers and semi-trailers	14	724	180	724	180	-	-
C293	Manufacture of parts and accessories for motor vehicles	71	17,949	21,940	17,888	21,937	61	3
C301	Building of ships and boats	5	734	142	734	142	-	-
C303	Manufacture of air and spacecraft and related machinery	19	4,855	1,740	4,854	1,740	1	-
C309	Manufacture of transport equipment, n.e.c.							
C310	Manufacture of furniture	92	4,210	841	4,210	841	-	-
C321	Manufacture of jewelry, bijouterie and related articles	5	183	129	183	129	-	-
C323	Manufacture of sports goods	9	920	1,474	920	1,474	-	-
C324	Manufacture of games and toys	6	269	551	269	551	-	-
C325	Manufacture of medical and dental instruments and supplies	16	2,941	3,927	2,941	3,927	-	-
C329	Other manufacturing, n.e.c.	27	1,098	527	1,098	527	-	-
C331	Repair of fabricated metal products, machinery and equipment	116	3,827	1,508	3,827	1,477	-	31
	<b>MIMAROPA</b>	<b>353</b>	<b>4,550</b>	<b>2,022</b>	<b>4,309</b>	<b>1,867</b>	<b>241</b>	<b>155</b>
C101	Processing and preserving of meat	s	s	s	s	s	s	s
C103	Processing and preserving of fruits and vegetables	s	s	s	s	s	s	s
C104	Manufacture of vegetable and animal oils and fats	3	67	57	67	57	-	-
C105	Manufacture of dairy products	s	s	s	s	s	s	s
C106	Manufacture of grain mill products, starches and starch products	89	1,032	259	964	259	68	-
C107	Manufacture of other food products	113	1,821	1,189	1,747	1,115	74	74
C110	Manufacture of beverages	61	257	182	197	121	61	61
C131	Spinning, weaving and finishing of textiles	s	s	s	s	s	s	s
C142	Custom tailoring and dressmaking	4	10	13	10	13	-	-
C151	Tanning and dressing of leather; manufacture of luggage and handbags	s	s	s	s	s	s	s
C162	Manufacture of products of wood, cork, straw and plaiting materials	s	s	s	s	s	s	s
C181	Printing and service activities related to printing	28	445	98	445	98	-	-
C192	Manufacture of refined petroleum products	s	s	s	s	s	s	s
C201	Manufacture of basic chemicals	5	52	-	52	-	-	-
C202	Manufacture of other chemical products, n.e.c.							
C210	Manufacture of pharmaceuticals, medicinal chemical and botanical products	s	s	s	s	s	s	

*Continued*

TABLE 2 - *Continued*

2009 PSIC Code	Region/ Industry Description	Number of Establishments	Employment as of 15 November					
			Total		Paid		Unpaid	
			Male	Female	Male	Female	Male	Female
			(1)	(2)	(3)	(4)	(5)	(6)
C222	Manufacture of plastic products	s	s	s	s	s	s	s
C239	Manufacture of non-metallic mineral products, n.e.c.	24	289	24	268	17	21	7
C242	Manufacture of basic precious and other non-ferrous metals	s	s	s	s	s	s	s
C259	Manufacture of other fabricated metal products; metal working service activities	6	24	10	20	5	5	5
C282	Manufacture of special purpose machinery	s	s	s	s	s	s	s
C310	Manufacture of furniture	4	19	5	19	5	-	-
C331	Repair of fabricated metal products, machinery and equipment	5	26	9	18	3	8	6
	<b>V - Bicol Region</b>	<b>760</b>	<b>12,882</b>	<b>5,307</b>	<b>11,733</b>	<b>4,686</b>	<b>1,149</b>	<b>621</b>
C101	Processing and preserving of meat	15	343	339	319	331	23	8
C102	Processing and preserving of fish, crustaceans and mollusks	24	226	609	223	597	3	12
C103	Processing and preserving of fruits and vegetables	7	67	28	67	26	-	2
C104	Manufacture of vegetable and animal oils and fats	7	438	248	438	248	-	-
C105	Manufacture of dairy products	4	88	36	85	35	3	1
C106	Manufacture of grain mill products, starches and starch products	127	1,642	413	1,586	358	55	55
C107	Manufacture of other food products	261	5,038	1,563	4,412	1,207	626	356
C108	Manufacture of prepared animal feeds	5	445	243	445	243	-	-
C110	Manufacture of beverages	84	812	503	665	356	147	147
C120	Manufacture of tobacco products	s	s	s	s	s	s	s
C131	Spinning, weaving and finishing of textiles	4	8	15	8	15	-	-
C139	Manufacture of other textiles	10	428	325	428	325	-	-
C141	Manufacture of wearing apparel, except fur apparel	34	341	134	80	113	261	21
C142	Custom tailoring and dressmaking							
C152	Manufacture of footwear	s	s	s	s	s	s	s
C162	Manufacture of products of wood, cork, straw and plaiting materials	19	168	273	163	268	5	5
C170	Manufacture of paper and paper products	s	s	s	s	s	s	s
C181	Printing and service activities related to printing	63	1,143	288	1,143	288	-	-
C192	Manufacture of refined petroleum products	s	s	s	s	s	s	s
C201	Manufacture of basic chemicals	3	14	5	12	3	2	2
C210	Manufacture of pharmaceuticals, medicinal chemical and botanical products	s	s	s	s	s	s	s
C231	Manufacture of glass and glass products	19	528	63	524	60	4	4
C239	Manufacture of non-metallic mineral products, n.e.c.							
C241	Manufacture of basic iron and steel	5	309	55	309	55	-	-
C242	Manufacture of basic precious and other non-ferrous metals							

*Continued*

TABLE 2 - *Continued*

2009 PSIC Code	Region/ Industry Description	Number of Establishments	Employment as of 15 November						
			Total		Paid		Unpaid		
			Male	Female	Male	Female	Male	Female	
			(1)	(2)	(3)	(4)	(5)	(6)	(7)
C251	Manufacture of structural metal products, tanks, reservoirs and steam generators	4	55	18	55	18	-	-	
C259	Manufacture of other fabricated metal products; metal working service activities	22	181	15	173	15	9	-	
C282	Manufacture of special purpose machinery	3	25	2	25	2	-	-	
C293	Manufacture of parts and accessories for motor vehicles	s	s	s	s	s	s	s	
C310	Manufacture of furniture	14	206	14	198	7	7	7	
C329	Other manufacturing, n.e.c.	9	48	42	48	42	-	-	
C331	Repair of fabricated metal products, machinery and equipment	9	147	7	147	7	-	-	
	<b>VI - Western Visayas</b>	<b>1,208</b>	<b>22,260</b>	<b>10,405</b>	<b>22,224</b>	<b>10,385</b>	<b>36</b>	<b>20</b>	
C101	Processing and preserving of meat	15	322	359	322	359	-	-	
C102	Processing and preserving of fish, crustaceans and mollusks	20	241	333	234	333	7	-	
C103	Processing and preserving of fruits and vegetables	3	23	34	23	34	-	-	
C104	Manufacture of vegetable and animal oils and fats	3	78	41	77	36	1	5	
C105	Manufacture of dairy products	4	20	5	19	5	1	-	
C106	Manufacture of grain mill products, starches and starch products	77	1,836	191	1,836	191	-	-	
C107	Manufacture of other food products	594	11,935	6,195	11,933	6,194	2	1	
C108	Manufacture of prepared animal feeds	3	424	124	424	124	-	-	
C110	Manufacture of beverages	180	2,700	742	2,693	735	7	7	
C131	Spinning, weaving and finishing of textiles	5	35	60	35	60	-	-	
C139	Manufacture of other textiles	3	8	10	6	5	2	5	
C141	Manufacture of wearing apparel, except fur apparel	12	30	132	27	132	3	-	
C142	Custom tailoring and dressmaking	28	100	216	92	216	8	-	
C161	Sawmilling and planing of wood	}	11	184	32	184	32	-	-
C162	Manufacture of products of wood, cork, straw and plaiting materials								
C170	Manufacture of paper and paper products	s	s	s	s	s	s	s	
C181	Printing and service activities related to printing	79	781	841	781	841	-	-	
C199	Manufacture of other fuel products	s	s	s	s	s	s	s	
C201	Manufacture of basic chemicals	10	509	152	507	152	2	-	
C202	Manufacture of other chemical products, n.e.c.	3	10	15	8	15	2	-	
C210	Manufacture of pharmaceuticals, medicinal chemical and botanical products	4	99	77	99	75	-	2	
C222	Manufacture of plastic products	8	646	214	646	214	-	-	
C231	Manufacture of glass and glass products	}	49	618	141	618	141	-	-
C239	Manufacture of non-metallic mineral products, n.e.c.								
C241	Manufacture of basic iron and steel								
C243	Casting of metals	8	96	39	95	39	1	-	

*Continued*

TABLE 2 - *Continued*

2009 PSIC Code	Region/ Industry Description	Number of Establishments	Employment as of 15 November					
			Total		Paid		Unpaid	
			Male	Female	Male	Female	Male	Female
		(1)	(2)	(3)	(4)	(5)	(6)	(7)
C251	Manufacture of structural metal products, tanks, reservoirs and steam generators	4	69	11	69	11	-	-
C259	Manufacture of other fabricated metal products; metal working service activities	12	426	12	426	12	-	-
C273	Manufacture of wiring and wiring devices	s	s	s	s	s	s	s
C275	Manufacture of domestic appliances	s	s	s	s	s	s	s
C282	Manufacture of special purpose machinery	4	169	22	169	22	-	-
C310	Manufacture of furniture	44	421	150	421	150	-	-
C329	Other manufacturing, n.e.c.	5	132	217	132	217	-	-
C331	Repair of fabricated metal products, machinery and equipment	19	339	38	339	38	-	-
	<b>VII - Central Visayas</b>	<b>2,853</b>	<b>80,181</b>	<b>74,433</b>	<b>79,990</b>	<b>74,207</b>	<b>191</b>	<b>226</b>
C101	Processing and preserving of meat	28	2,549	1,422	2,547	1,416	2	6
C102	Processing and preserving of fish, crustaceans and mollusks	36	1,499	1,738	1,497	1,725	2	13
C103	Processing and preserving of fruits and vegetables	15	475	398	471	396	4	2
C104	Manufacture of vegetable and animal oils and fats	11	361	107	361	107	-	-
C105	Manufacture of dairy products	7	140	129	140	126	-	3
C106	Manufacture of grain mill products, starches and starch products	40	546	139	484	100	63	39
C107	Manufacture of other food products	1,297	10,391	11,268	10,391	11,268	-	-
C108	Manufacture of prepared animal feeds	10	923	227	909	222	14	5
C110	Manufacture of beverages	367	2,805	517	2,805	517	-	-
C131	Spinning, weaving and finishing of textiles	3	16	91	9	49	7	42
C139	Manufacture of other textiles	18	377	468	377	456	-	12
C141	Manufacture of wearing apparel, except fur apparel	43	9,178	14,461	9,172	14,444	6	16
C142	Custom tailoring and dressmaking	24	84	72	60	48	24	24
C151	Tanning and dressing of leather; manufacture of luggage and handbags	s	s	s	s	s	s	s
C152	Manufacture of footwear	14	745	557	744	556	1	1
C161	Sawmilling and planing of wood	29	631	472	614	467	17	6
C162	Manufacture of products of wood, cork, straw and plaiting materials							
C170	Manufacture of paper and paper products	24	820	338	820	338	-	-
C181	Printing and service activities related to printing	222	4,805	1,561	4,805	1,561	-	-
C199	Manufacture of other fuel products	s	s	s	s	s	s	s
C201	Manufacture of basic chemicals	19	538	162	535	162	4	-
C202	Manufacture of other chemical products, n.e.c.	36	1,562	2,544	1,549	2,518	13	26
C203	Manufacture of man-made fibers							
C210	Manufacture of pharmaceuticals, medicinal chemical and botanical products							
		8	290	505	288	505	2	

*Continued*

TABLE 2 - *Continued*

2009 PSIC Code	Region/ Industry Description	Number of Establishments	Employment as of 15 November					
			Total		Paid		Unpaid	
			Male	Female	Male	Female	Male	Female
		(1)	(2)	(3)	(4)	(5)	(6)	(7)
C221	Manufacture of rubber products	9	641	931	641	931	-	-
C222	Manufacture of plastic products	70	4,178	1,722	4,176	1,721	2	1
C231	Manufacture of glass and glass products	9	805	325	805	325	-	-
C239	Manufacture of non-metallic mineral products, n.e.c.	76	4,168	986	4,168	986	-	-
C241	Manufacture of basic iron and steel	27	1,263	291	1,260	288	3	3
C242	Manufacture of basic precious and other non-ferrous metals							
C243	Casting of metals							
C251	Manufacture of structural metal products, tanks, reservoirs and steam generators	6	664	323	664	323	-	-
C252	Manufacture of weapons and ammunition	19	2,558	387	2,542	367	16	20
C259	Manufacture of other fabricated metal products; metal working service activities	s	s	s	s	s	s	s
C261	Manufacture of electronic components	47	2,421	1,137	2,421	1,137	-	-
C262	Manufacture of computers and peripheral equipment and accessories	13	4,528	16,179	4,528	16,179	-	-
C263	Manufacture of communication equipment	4	669	2,905	669	2,905	-	-
C265	Manufacture of measuring, testing, navigating and control equipment; watches and clocks							
C267	Manufacture of optical instruments and photographic equipment							
C271	Manufacture of electric motors, generators, transformers and electricity distribution and control apparatus	13	653	1,163	653	1,163	-	-
C273	Manufacture of wiring and wiring devices	3	206	467	206	467	-	-
C274	Manufacture of electric lighting equipment	s	s	s	s	s	s	s
C275	Manufacture of domestic appliances	4	160	147	160	147	-	-
C281	Manufacture of general purpose machinery	3	503	60	503	60	-	-
C282	Manufacture of special purpose machinery	8	515	342	515	342	-	-
C282	Manufacture of special purpose machinery	7	223	204	223	204	-	-
C291	Manufacture of motor vehicles	8	353	59	353	59	-	-
C292	Manufacture of bodies (coachwork) for motor vehicles; manufacture of trailers and semi-trailers	10	1,274	1,520	1,274	1,520	-	-
C293	Manufacture of parts and accessories for motor vehicles							
C301	Building of ships and boats							
C309	Manufacture of transport equipment, n.e.c.	6	1,305	99	1,305	99	-	-
C310	Manufacture of furniture	s	s	s	s	s	s	s
C321	Manufacture of jewelry, bijouterie and related articles	4	160	147	160	147	-	-
C322	Manufacture of musical instruments	3	503	60	503	60	-	-
C323	Manufacture of sports goods	8	515	342	515	342	-	-
C324	Manufacture of games and toys	7	223	204	223	204	-	-
C325	Manufacture of medical and dental instruments and supplies	8	353	59	353	59	-	-
C329	Other manufacturing, n.e.c.	18	381	166	376	161	5	5

*Continued*

TABLE 2 - *Continued*

2009 PSIC Code	Region/ Industry Description	Number of Establishments	Employment as of 15 November					
			Total		Paid		Unpaid	
			Male	Female	Male	Female	Male	Female
		(1)	(2)	(3)	(4)	(5)	(6)	(7)
C331	Repair of fabricated metal products, machinery and equipment	54	2,705	508	2,705	508	-	-
	<b>VIII - Eastern Visayas</b>	<b>871</b>	<b>10,157</b>	<b>5,243</b>	<b>9,691</b>	<b>5,015</b>	<b>466</b>	<b>228</b>
C101	Processing and preserving of meat	s	s	s	s	s	s	s
C102	Processing and preserving of fish, crustaceans and mollusks	3	108	24	108	24	-	-
C103	Processing and preserving of fruits and vegetables	s	s	s	s	s	s	s
C104	Manufacture of vegetable and animal oils and fats	6	433	108	433	108	-	-
C106	Manufacture of grain mill products, starches and starch products	97	1,226	395	1,023	395	203	-
C107	Manufacture of other food products	529	4,857	3,694	4,653	3,499	204	195
C110	Manufacture of beverages	108	821	242	821	242	-	-
C139	Manufacture of other textiles	s	s	s	s	s	s	s
C142	Custom tailoring and dressmaking	3	14	14	6	6	8	8
C162	Manufacture of products of wood, cork, straw and plaiting materials	s	s	s	s	s	s	s
C170	Manufacture of paper and paper products	3	174	33	174	33	-	-
C181	Printing and service activities related to printing	36	174	116	164	116	11	-
C192	Manufacture of refined petroleum products	s	s	s	s	s	s	s
C201	Manufacture of basic chemicals	7	630	108	630	108	-	-
C202	Manufacture of other chemical products, n.e.c.							
C210	Manufacture of pharmaceuticals, medicinal chemical and botanical products							
C221	Manufacture of rubber products	s	s	s	s	s	s	s
C222	Manufacture of plastic products	s	s	s	s	s	s	s
C231	Manufacture of glass and glass products	6	32	21	27	20	6	1
C239	Manufacture of non-metallic mineral products, n.e.c.	18	304	38	304	38	-	-
C242	Manufacture of basic precious and other non-ferrous metals	s	s	s	s	s	s	s
C243	Casting of metals	s	s	s	s	s	s	s
C251	Manufacture of structural metal products, tanks, reservoirs and steam generators	s	s	s	s	s	s	s
C259	Manufacture of other fabricated metal products; metal working service activities	18	74	25	61	25	12	-
C273	Manufacture of wiring and wiring devices	s	s	s	s	s	s	s
C282	Manufacture of special purpose machinery	s	s	s	s	s	s	s
C310	Manufacture of furniture	9	31	5	29	3	2	2
C329	Other manufacturing, n.e.c.	7	88	17	88	17	-	-
C331	Repair of fabricated metal products, machinery and equipment	6	36	16	36	16	-	-

*Continued*



TABLE 2 - *Continued*

2009 PSIC Code	Region/ Industry Description	Number of Establishments	Employment as of 15 November					
			Total		Paid		Unpaid	
			Male	Female	Male	Female	Male	Female
			(1)	(2)	(3)	(4)	(5)	(6)
	<b>IX - Zamboanga Peninsula</b>	<b>522</b>	<b>9,709</b>	<b>9,210</b>	<b>9,415</b>	<b>8,897</b>	<b>294</b>	<b>314</b>
C101	Processing and preserving of meat	6	129	60	129	60	-	-
C102	Processing and preserving of fish, crustaceans and mollusks	23	2,975	3,898	2,969	3,893	6	5
C103	Processing and preserving of fruits and vegetables	s	s	s	s	s	s	s
C104	Manufacture of vegetable and animal oils and fats	4	182	34	182	34	-	-
C105	Manufacture of dairy products	s	s	s	s	s	s	s
C106	Manufacture of grain mill products, starches and starch products	79	651	188	531	98	120	90
C107	Manufacture of other food products	244	2,906	4,178	2,798	4,016	108	162
C108	Manufacture of prepared animal feeds	s	s	s	s	s	s	s
C110	Manufacture of beverages	53	662	142	662	142	-	-
C142	Custom tailoring and dressmaking	10	50	20	50	20	-	-
C161	Sawmilling and planing of wood	3	400	86	400	86	-	-
C162	Manufacture of products of wood, cork, straw and plaiting materials							
C181	Printing and service activities related to printing	33	143	140	114	111	29	29
C202	Manufacture of other chemical products, n.e.c.	s	s	s	s	s	s	s
C221	Manufacture of rubber products	5	413	29	413	29	-	-
C222	Manufacture of plastic products	3	15	9	15	9	-	-
C231	Manufacture of glass and glass products	12	120	9	113	5	7	4
C239	Manufacture of non-metallic mineral products, n.e.c.							
C241	Manufacture of basic iron and steel	s	s	s	s	s	s	s
C251	Manufacture of structural metal products, tanks, reservoirs and steam generators	s	s	s	s	s	s	s
C259	Manufacture of other fabricated metal products; metal working service activities	5	419	141	417	140	2	1
C301	Building of ships and boats	s	s	s	s	s	s	s
C310	Manufacture of furniture	13	347	56	347	56	-	-
C324	Manufacture of games and toys	7	90	47	90	47	-	-
C329	Other manufacturing, n.e.c.							
C331	Repair of fabricated metal products, machinery and equipment	14	153	40	137	37	17	3
	<b>X - Northern Mindanao</b>	<b>774</b>	<b>20,993</b>	<b>8,299</b>	<b>20,815</b>	<b>8,071</b>	<b>178</b>	<b>229</b>
C101	Processing and preserving of meat	14	815	443	800	430	16	14
C102	Processing and preserving of fish, crustaceans and mollusks	s	s	s	s	s	s	s
C103	Processing and preserving of fruits and vegetables	12	1,447	1,510	1,447	1,510	-	-
C104	Manufacture of vegetable and animal oils and fats	10	697	317	697	317	-	-
C105	Manufacture of dairy products	6	671	218	670	217	1	

*Continued*

TABLE 2 - *Continued*

2009 PSIC Code	Region/ Industry Description	Number of Establishments	Employment as of 15 November					
			Total		Paid		Unpaid	
			Male	Female	Male	Female	Male	Female
		(1)	(2)	(3)	(4)	(5)	(6)	(7)
C106	Manufacture of grain mill products, starches and starch products	85	1,927	606	1,927	606	-	-
C107	Manufacture of other food products	311	7,216	2,703	7,103	2,590	113	113
C108	Manufacture of prepared animal feeds	6	83	98	74	94	10	5
C110	Manufacture of beverages	51	2,111	720	2,111	660	-	60
C139	Manufacture of other textiles	s	s	s	s	s	s	s
C141	Manufacture of wearing apparel, except fur apparel	4	14	29	14	29	-	-
C142	Custom tailoring and dressmaking	25	103	124	103	119	-	5
C152	Manufacture of footwear	s	s	s	s	s	s	s
C161	Sawmilling and planing of wood	21	509	97	505	93	4	4
C162	Manufacture of products of wood, cork, straw and plaiting materials	9	417	103	410	102	7	2
C170	Manufacture of paper and paper products	8	305	257	305	257	-	-
C181	Printing and service activities related to printing	70	1,214	279	1,198	263	16	16
C192	Manufacture of refined petroleum products	s	s	s	s	s	s	s
C201	Manufacture of basic chemicals	10	519	96	519	96	-	-
C202	Manufacture of other chemical products, n.e.c.	4	243	52	243	52	-	-
C210	Manufacture of pharmaceuticals, medicinal chemical and botanical products	s	s	s	s	s	s	s
C221	Manufacture of rubber products	s	s	s	s	s	s	s
C222	Manufacture of plastic products	5	133	73	133	73	-	-
C231	Manufacture of glass and glass products	27	431	51	431	51	-	-
C239	Manufacture of non-metallic mineral products, n.e.c.							
C241	Manufacture of basic iron and steel	11	811	106	811	106	-	-
C243	Casting of metals	s	s	s	s	s	s	s
C251	Manufacture of structural metal products, tanks, reservoirs and steam generators	5	29	3	27	3	2	-
C252	Manufacture of weapons and ammunition	s	s	s	s	s	s	s
C259	Manufacture of other fabricated metal products; metal working service activities	11	324	24	321	21	3	3
C282	Manufacture of special purpose machinery	4	101	8	101	8	-	-
C291	Manufacture of motor vehicles	4	40	4	40	4	-	-
C292	Manufacture of bodies (coachwork) for motor vehicles; manufacture of trailers and semi-trailers	s	s	s	s	s	s	s
C310	Manufacture of furniture	13	200	106	200	106	-	-
C321	Manufacture of jewelry, bijouterie and related articles	3	7	10	7	10	-	-
C324	Manufacture of games and toys							
C325	Manufacture of medical and dental instruments and supplies							
C329	Other manufacturing, n.e.c.							
C331	Repair of fabricated metal products, machinery and equipment	28	342	68	335	61	7	7

*Continued*

TABLE 2 - *Continued*

2009 PSIC Code	Region/ Industry Description	Number of Establishments	Employment as of 15 November					
			Total		Paid		Unpaid	
			Male	Female	Male	Female	Male	Female
			(1)	(2)	(3)	(4)	(5)	(6)
	<b>XI - Davao Region</b>	<b>1,173</b>	<b>24,150</b>	<b>9,651</b>	<b>23,996</b>	<b>9,542</b>	<b>154</b>	<b>109</b>
C101	Processing and preserving of meat	14	795	604	793	602	2	2
C102	Processing and preserving of fish, crustaceans and mollusks	3	69	11	69	9	-	2
C103	Processing and preserving of fruits and vegetables	15	538	425	538	425	-	-
C104	Manufacture of vegetable and animal oils and fats	19	2,048	825	2,048	825	-	-
C105	Manufacture of dairy products	3	17	9	15	9	2	-
C106	Manufacture of grain mill products, starches and starch products	70	1,412	149	1,392	149	20	-
C107	Manufacture of other food products	551	6,438	3,611	6,433	3,607	5	4
C108	Manufacture of prepared animal feeds	11	635	266	631	266	3	-
C110	Manufacture of beverages	64	1,792	260	1,792	260	-	-
C120	Manufacture of tobacco products	s	s	s	s	s	s	s
C131	Spinning, weaving and finishing of textiles	4	134	25	134	25	-	-
C139	Manufacture of other textiles	9	224	46	218	42	6	4
C141	Manufacture of wearing apparel, except fur apparel	4	13	19	13	19	-	-
C142	Custom tailoring and dressmaking	53	156	142	142	128	14	14
C152	Manufacture of footwear	4	27	7	26	7	1	-
C161	Sawmilling and planing of wood	22	664	160	637	148	27	13
C162	Manufacture of products of wood, cork, straw and plaiting materials							
C170	Manufacture of paper and paper products							
C181	Printing and service activities related to printing	78	1,313	1,014	1,291	970	22	44
C192	Manufacture of refined petroleum products	s	s	s	s	s	s	s
C201	Manufacture of basic chemicals	11	214	33	214	33	-	-
C202	Manufacture of other chemical products, n.e.c.	17	1,026	303	1,026	303	-	-
C210	Manufacture of pharmaceuticals, medicinal chemical and botanical products	4	116	97	116	97	-	-
C221	Manufacture of rubber products	4	89	25	87	24	1	1
C222	Manufacture of plastic products	28	2,095	586	2,088	579	7	7
C231	Manufacture of glass and glass products	4	88	12	88	12	-	-
C239	Manufacture of non-metallic mineral products, n.e.c.	20	630	88	630	88	-	-
C241	Manufacture of basic iron and steel	17	509	47	493	47	17	-
C242	Manufacture of basic precious and other non-ferrous metals	4	105	42	105	42	-	-
C243	Casting of metals	s	s	s	s	s	s	s
C251	Manufacture of structural metal products, tanks, reservoirs and steam generators	12	261	160	261	160	-	-
C252	Manufacture of weapons and ammunition	s	s	s	s	s	s	s
C259	Manufacture of other fabricated metal products; metal working service activities	23	329	48	329	48	-	-

*Continued*

TABLE 2 - Continued

2009 PSIC Code	Region/ Industry Description	Number of Establishments	Employment as of 15 November						
			Total		Paid		Unpaid		
			Male	Female	Male	Female	Male	Female	
		(1)	(2)	(3)	(4)	(5)	(6)	(7)	
C265	Manufacture of measuring, testing, navigating and control equipment; watches and clocks	s	s	s	s	s	s	s	
C275	Manufacture of domestic appliances	s	s	s	s	s	s	s	
C279	Manufacture of other electrical equipment	s	s	s	s	s	s	s	
C281	Manufacture of general purpose machinery	3	23	10	19	8	4	2	
C282	Manufacture of special purpose machinery	6	37	17	16	3	21	14	
C291	Manufacture of motor vehicles	s	s	s	s	s	s	s	
C293	Manufacture of parts and accessories for motor vehicles	s	s	s	s	s	s	s	
C301	Building of ships and boats	}	3	40	13	40	13	-	-
C309	Manufacture of transport equipment, n.e.c.								
C310	Manufacture of furniture	27	588	246	588	246	-	-	
C321	Manufacture of jewelry, bijouterie and related articles	s	s	s	s	s	s	s	
C329	Other manufacturing, n.e.c.	6	147	12	147	12	-	-	
C331	Repair of fabricated metal products, machinery and equipment	37	729	77	729	77	-	-	
	<b>XII - SOCCSKSARGEN</b>	<b>629</b>	<b>12,997</b>	<b>9,539</b>	<b>12,860</b>	<b>9,415</b>	<b>137</b>	<b>123</b>	
C101	Processing and preserving of meat	9	301	227	301	227	-	-	
C102	Processing and preserving of fish, crustaceans and mollusks	24	1,565	1,524	1,565	1,524	-	-	
C103	Processing and preserving of fruits and vegetables	3	2,861	2,711	2,861	2,711	-	-	
C104	Manufacture of vegetable and animal oils and fats	5	766	170	766	170	-	-	
C105	Manufacture of dairy products	s	s	s	s	s	s	s	
C106	Manufacture of grain mill products, starches and starch products	110	1,363	592	1,363	592	-	-	
C107	Manufacture of other food products	203	2,344	3,175	2,268	3,100	76	76	
C108	Manufacture of prepared animal feeds	5	133	47	133	47	-	-	
C110	Manufacture of beverages	37	340	56	333	56	7	-	
C131	Spinning, weaving and finishing of textiles	}	3	23	14	23	12	-	2
C139	Manufacture of other textiles								
C141	Manufacture of wearing apparel, except fur apparel	4	25	43	22	36	3	7	
C142	Custom tailoring and dressmaking	8	15	35	15	30	-	5	
C152	Manufacture of footwear	s	s	s	s	s	s	s	
C161	Sawmilling and planing of wood	3	32	3	32	3	-	-	
C162	Manufacture of products of wood, cork, straw and plaiting materials	5	263	64	263	64	-	-	
C170	Manufacture of paper and paper products	s	s	s	s	s	s	s	
C181	Printing and service activities related to printing	70	494	355	476	338	17	17	
C192	Manufacture of refined petroleum products	s	s	s	s	s	s	s	
C201	Manufacture of basic chemicals	4	37	27	35	21	2	6	
C202	Manufacture of other chemical products, n.e.c.	5	85	14	85	14	-	-	

Continued

TABLE 2 - *Continued*

2009 PSIC Code	Region/ Industry Description	Number of Establishments	Employment as of 15 November					
			Total		Paid		Unpaid	
			Male	Female	Male	Female	Male	Female
			(1)	(2)	(3)	(4)	(5)	(6)
C210	Manufacture of pharmaceuticals, medicinal chemical and botanical products	s	s	s	s	s	s	s
C221	Manufacture of rubber products	5	132	16	131	16	1	-
C222	Manufacture of plastic products	s	s	s	s	s	s	s
C231	Manufacture of glass and glass products	20	358	34	357	34	1	-
C239	Manufacture of non-metallic mineral products, n.e.c.							
C241	Manufacture of basic iron and steel	4	28	8	26	8	2	-
C243	Casting of metals	s	s	s	s	s	s	s
C251	Manufacture of structural metal products, tanks, reservoirs and steam generators	4	117	37	117	37	-	-
C259	Manufacture of other fabricated metal products; metal working service activities	38	247	85	233	85	13	-
C282	Manufacture of special purpose machinery	4	13	2	13	2	-	-
C301	Building of ships and boats	3	76	10	71	10	5	-
C309	Manufacture of transport equipment, n.e.c.							
C310	Manufacture of furniture	11	295	46	287	39	8	7
C323	Manufacture of sports goods	s	s	s	s	s	s	s
C331	Repair of fabricated metal products, machinery and equipment	31	840	126	840	126	-	-
	<b>XIII - Caraga</b>	<b>440</b>	<b>11,413</b>	<b>2,728</b>	<b>11,147</b>	<b>2,528</b>	<b>266</b>	<b>199</b>
C101	Processing and preserving of meat	4	125	16	125	16	-	-
C102	Processing and preserving of fish, crustaceans and mollusks	s	s	s	s	s	s	s
C103	Processing and preserving of fruits and vegetables	s	s	s	s	s	s	s
C104	Manufacture of vegetable and animal oils and fats	5	419	119	418	112	2	7
C106	Manufacture of grain mill products, starches and starch products	49	978	114	913	65	65	49
C107	Manufacture of other food products	185	4,931	487	4,824	434	107	53
C108	Manufacture of prepared animal feeds	s	s	s	s	s	s	s
C110	Manufacture of beverages	71	688	680	651	651	37	29
C139	Manufacture of other textiles	s	s	s	s	s	s	s
C142	Custom tailoring and dressmaking	9	24	53	18	36	6	17
C152	Manufacture of footwear	s	s	s	s	s	s	s
C161	Sawmilling and planing of wood	5	87	15	87	15	-	-
C162	Manufacture of products of wood, cork, straw and plaiting materials	10	1,589	565	1,586	565	3	-
C181	Printing and service activities related to printing	33	271	82	262	73	10	10
C199	Manufacture of other fuel products	s	s	s	s	s	s	s
C201	Manufacture of basic chemicals	5	408	113	408	113	-	-
C202	Manufacture of other chemical products, n.e.c.							
C221	Manufacture of rubber products	s	s	s	s	s	s	s

*Continued*

TABLE 2 - *Concluded*

2009 PSIC Code	Region/ Industry Description	Number of Establishments	Employment as of 15 November					
			Total		Paid		Unpaid	
			Male	Female	Male	Female	Male	Female
			(1)	(2)	(3)	(4)	(5)	(6)
C231	Manufacture of glass and glass products	14	436	70	436	70	-	-
C239	Manufacture of non-metallic mineral products, n.e.c.							
C241	Manufacture of basic iron and steel							
C242	Manufacture of basic precious and other non-ferrous metals	3	566	174	566	174	-	-
C251	Manufacture of structural metal products, tanks, reservoirs and steam generators							
C259	Manufacture of other fabricated metal products; metal working service activities							
C282	Manufacture of special purpose machinery	s	s	s	s	s	s	s
C301	Building of ships and boats	s	s	s	s	s	s	s
C309	Manufacture of transport equipment, n.e.c.	s	s	s	s	s	s	s
C310	Manufacture of furniture	10	115	46	105	46	10	-
C321	Manufacture of jewelry, bijouterie and related articles	4	9	4	9	4	-	-
C324	Manufacture of games and toys	3	28	4	26	3	2	1
C329	Other manufacturing, n.e.c.							
C331	Repair of fabricated metal products, machinery and equipment	10	344	32	332	26	12	6
	Autonomous Region in Muslim Mindanao	57	1,525	319	1,466	302	59	17
C101	Processing and preserving of meat	s	s	s	s	s	s	s
C104	Manufacture of vegetable and animal oils and fats	s	s	s	s	s	s	s
C106	Manufacture of grain mill products, starches and starch products	21	931	105	880	93	52	12
C107	Manufacture of other food products	18	130	95	130	95	-	-
C108	Manufacture of prepared animal feeds	s	s	s	s	s	s	s
C110	Manufacture of beverages	7	24	15	19	9	5	5
C142	Custom tailoring and dressmaking	s	s	s	s	s	s	s
C221	Manufacture of rubber products	s	s	s	s	s	s	s
C239	Manufacture of non-metallic mineral products, n.e.c.	s	s	s	s	s	s	s
C301	Building of ships and boats	s	s	s	s	s	s	s
C310	Manufacture of furniture	s	s	s	s	s	s	s

- zero value

} Combined data

s Suppressed data

Notes: Details may not add-up to total due to rounding and/or statistical disclosure control.

Source: Philippine Statistics Authority, 2019 Annual Survey of Philippine Business and Industry (Final Results)

Table 3. Number of Establishments and Compensation by Type for Manufacturing Establishments by Region and Industry Group: Philippines, 2019

2009 PSIC Code	Region/ Industry Description	Number of Establishments	Compensation			
			Total	Gross Salaries and Wages	Separation, retirement/terminal pay and gratuities etc	Total Employer's Contribution to SSS/GSIS, ECC etc
		(1)	(2)	(3)	(4)	(5)
	<b>Philippines</b>	<b>24,270</b>	<b>381,985,199</b>	<b>340,844,076</b>	<b>18,986,616</b>	<b>22,154,506</b>
C101	Processing and preserving of meat	294	6,746,714	6,105,760	243,274	397,679
C102	Processing and preserving of fish, crustaceans and mollusks	225	3,035,741	2,811,111	62,036	162,593
C103	Processing and preserving of fruits and vegetables	144	5,204,939	4,982,931	56,593	165,415
C104	Manufacture of vegetable and animal oils and fats	136	3,255,532	2,857,162	175,620	222,750
C105	Manufacture of dairy products	89	6,951,943	5,840,102	762,264	349,577
C106	Manufacture of grain mill products, starches and starch products	1,218	5,118,933	4,696,827	143,092	279,015
C107	Manufacture of other food products	7,739	33,388,857	30,653,493	906,195	1,829,169
C108	Manufacture of prepared animal feeds	196	4,818,094	4,184,154	394,443	239,496
C110	Manufacture of beverages	2,637	15,682,474	13,883,103	493,140	1,306,230
C120	Manufacture of tobacco products	19	4,962,758	3,757,379	520,136	685,243
C131	Spinning, weaving and finishing of textiles	109	1,380,398	1,208,802	72,125	99,471
C139	Manufacture of other textiles	254	3,844,252	3,221,974	391,347	230,931
C141	Manufacture of wearing apparel, except fur apparel	849	21,736,242	18,954,064	1,614,671	1,167,506
C142	Custom tailoring and dressmaking	500	695,508	661,130	4,960	29,417
C143	Manufacture of knitted and crocheted apparel	19	398,717	377,487	776	20,454
C151	Tanning and dressing of leather; manufacture of luggage and handbags	46	2,086,944	1,908,670	22,239	156,035
C152	Manufacture of footwear	148	2,215,559	1,992,292	69,284	153,983
C161	Sawmilling and planing of wood	48	205,076	192,188	1,559	11,329
C162	Manufacture of products of wood, cork, straw and plaiting materials	290	2,716,911	2,366,682	194,605	155,623
C170	Manufacture of paper and paper products	361	8,898,374	8,197,360	315,036	385,978
C181	Printing and service activities related to printing	2,113	10,587,490	9,533,433	207,038	847,018
C182	Reproduction of recorded media	6	12,498	11,416	150	931
C192	Manufacture of refined petroleum products	26	7,607,224	5,960,077	668,102	979,045
C199	Manufacture of other fuel products	7	155,584	152,779	-	2,804
C201	Manufacture of basic chemicals	196	5,459,107	5,027,120	151,737	280,251
C202	Manufacture of other chemical products, n.e.c.	390	9,652,453	8,829,015	348,508	474,930
C203	Manufacture of man-made fibers	3	37,938	33,044	1,770	3,124
C210	Manufacture of pharmaceuticals, medicinal chemical and botanical products	121	2,332,145	1,919,456	292,081	120,608
C221	Manufacture of rubber products	147	4,236,728	3,895,719	136,154	204,854
C222	Manufacture of plastic products	820	17,547,337	15,967,816	610,528	968,992
C231	Manufacture of glass and glass products	92	2,297,148	2,004,563	193,063	99,522
C239	Manufacture of non-metallic mineral products, n.e.c.	654	10,294,893	9,001,922	782,736	510,235
C241	Manufacture of basic iron and steel	299	6,058,876	5,163,426	626,640	268,809
C242	Manufacture of basic precious and other non-ferrous metals	33	1,798,726	1,713,090	13,217	72,418

Continued

TABLE 3 - *Continued*

2009 PSIC Code	Region/ Industry Description	Number of Establishments	Compensation			
			Total	Gross Salaries and Wages	Separation, retirement/terminal pay and gratuities etc	Total Employer's Contribution to SSS/GSIS, ECC etc
		(1)	(2)	(3)	(4)	(5)
C243	Casting of metals	52	998,230	877,316	58,928	61,986
C251	Manufacture of structural metal products, tanks, reservoirs and steam generators	428	10,263,656	8,776,827	790,929	695,900
C252	Manufacture of weapons and ammunition	14	527,345	513,662	218	13,466
C259	Manufacture of other fabricated metal products; metal working service activities	761	16,339,059	14,791,714	662,296	885,049
C261	Manufacture of electronic components	145	52,188,691	47,899,674	1,639,929	2,649,088
C262	Manufacture of computers and peripheral equipment and accessories	32	4,864,193	4,302,073	291,911	270,209
C263	Manufacture of communication equipment	12	1,348,674	1,245,857	32,734	70,083
C264	Manufacture of consumer electronics	18	1,091,991	1,007,479	38,920	45,592
C265	Manufacture of measuring, testing, navigating and control equipment; watches and clocks	21	1,113,654	1,029,208	45,745	38,701
C267	Manufacture of optical instruments and photographic equipment	21	2,245,562	2,098,251	35,932	111,379
C271	Manufacture of electric motors, generators, transformers and electricity distribution and control apparatus	56	2,685,527	2,444,783	82,416	158,329
C272	Manufacture of batteries and accumulators	11	1,757,544	1,571,917	125,349	60,278
C273	Manufacture of wiring and wiring devices	57	3,051,683	2,582,600	285,543	183,540
C274	Manufacture of electric lighting equipment	38	1,142,895	1,036,328	39,435	67,132
C275	Manufacture of domestic appliances	44	699,249	644,295	4,485	50,469
C279	Manufacture of other electrical equipment	24	1,554,350	1,420,422	26,950	106,978
C281	Manufacture of general purpose machinery	132	4,557,723	3,883,891	228,969	444,863
C282	Manufacture of special purpose machinery	210	4,369,083	4,056,930	90,310	221,843
C291	Manufacture of motor vehicles	41	4,645,231	2,759,833	1,755,524	129,874
C292	Manufacture of bodies (coachwork) for motor vehicles; manufacture of trailers and semi-trailers	27	345,204	321,196	1,503	22,505
C293	Manufacture of parts and accessories for motor vehicles	115	19,868,791	17,989,993	971,392	907,406
C301	Building of ships and boats	32	524,136	465,124	26,455	32,557
C303	Manufacture of air and spacecraft and related machinery	9	8,472,084	7,819,334	41,995	610,754
C309	Manufacture of transport equipment, n.e.c.	73	3,227,501	2,477,259	549,601	200,640
C310	Manufacture of furniture	717	6,836,390	6,282,768	137,800	415,822
C321	Manufacture of jewelry, bijouterie and related articles	77	790,404	704,584	38,601	47,220
C322	Manufacture of musical instruments	3	11,918	10,486	559	873
C323	Manufacture of sports goods	23	977,597	896,933	11,708	68,956
C324	Manufacture of games and toys	31	780,837	702,442	21,694	56,701
C325	Manufacture of medical and dental instruments and supplies	48	5,244,611	4,600,052	428,170	216,390
C329	Other manufacturing, n.e.c.	214	1,564,023	1,482,390	7,615	74,018
C331	Repair of fabricated metal products, machinery and equipment	551	6,403,480	6,015,566	36,909	351,004
C332	Installation of industrial machinery and equipment	8	71,773	67,340	969	3,463

*Continued*



TABLE 3 - *Continued*

2009 PSIC Code	Region/ Industry Description	Number of Establishments	Compensation			
			Total	Gross Salaries and Wages	Separation, retirement/terminal pay and gratuities etc	Total Employer's Contribution to SSS/GSIS, ECC etc
		(1)	(2)	(3)	(4)	(5)
	<b>National Capital Region</b>	<b>6,369</b>	<b>92,431,659</b>	<b>83,501,426</b>	<b>3,178,944</b>	<b>5,751,289</b>
C101	Processing and preserving of meat	37	1,521,002	1,396,520	27,943	96,539
C102	Processing and preserving of fish, crustaceans and mollusks	38	364,476	336,915	2,419	25,142
C103	Processing and preserving of fruits and vegetables	42	485,884	444,234	15,749	25,901
C104	Manufacture of vegetable and animal oils and fats	18	367,521	344,420	-	23,101
C105	Manufacture of dairy products	26	3,314,265	2,627,633	467,042	219,591
C106	Manufacture of grain mill products, starches and starch products	18	1,251,494	1,171,634	50,084	29,776
C107	Manufacture of other food products	1,093	8,641,421	7,937,211	242,749	461,461
C108	Manufacture of prepared animal feeds	12	238,706	199,806	31,089	7,811
C110	Manufacture of beverages	628	1,787,811	1,608,663	13,584	165,564
C120	Manufacture of tobacco products	6	3,354,290	2,625,860	252,358	476,072
C131	Spinning, weaving and finishing of textiles	42	766,178	659,884	45,372	60,922
C139	Manufacture of other textiles	128	1,321,266	1,204,702	18,767	97,797
C141	Manufacture of wearing apparel, except fur apparel	362	5,060,355	4,625,274	214,318	220,764
C142	Custom tailoring and dressmaking	156	429,452	408,844	4,960	15,648
C143	Manufacture of knitted and crocheted apparel	15	213,797	203,541	422	9,834
C151	Tanning and dressing of leather; manufacture of luggage and handbags	28	98,656	91,478	328	6,850
C152	Manufacture of footwear	78	574,279	531,523	-	42,756
C161	Sawmilling and planing of wood	9	39,482	37,666	-	1,817
C162	Manufacture of products of wood, cork, straw and plaiting materials	49	324,245	299,365	-	24,880
C170	Manufacture of paper and paper products	205	5,200,930	4,894,529	157,949	148,452
C181	Printing and service activities related to printing	999	5,953,809	5,383,228	17,600	552,981
C182	Reproduction of recorded media	4	2,219	1,922	150	146
C192	Manufacture of refined petroleum products	10	198,933	192,193	-	6,740
C199	Manufacture of other fuel products					
C201	Manufacture of basic chemicals	66	3,248,351	3,064,052	-	184,299
C202	Manufacture of other chemical products, n.e.c.	198	4,642,324	4,227,776	179,195	235,353
C203	Manufacture of man-made fibers					
C210	Manufacture of pharmaceuticals, medicinal chemical and botanical products	47	580,334	381,262	174,844	24,228
C221	Manufacture of rubber products	69	1,302,588	1,233,213	15,617	53,758
C222	Manufacture of plastic products	439	8,778,133	7,812,672	484,911	480,550
C231	Manufacture of glass and glass products	29	761,649	735,887	15,858	9,905
C239	Manufacture of non-metallic mineral products, n.e.c.	89	1,994,803	1,746,810	135,223	112,769
C241	Manufacture of basic iron and steel	100	2,150,659	1,976,286	101,883	72,490
C242	Manufacture of basic precious and other non-ferrous metals	6	205,639	190,580	87	14,971
C243	Casting of metals	20	59,614	52,851	4,690	2,073

*Continued*

TABLE 3 - *Continued*

2009 PSIC Code	Region/ Industry Description	Number of Establishments	Compensation			
			Total	Gross Salaries and Wages	Separation, retirement/terminal pay and gratuities etc	Total Employer's Contribution to SSS/GSIS, ECC etc
		(1)	(2)	(3)	(4)	(5)
C251	Manufacture of structural metal products, tanks, reservoirs and steam generators	208	4,502,447	4,118,752	57,586	326,109
C252	Manufacture of weapons and ammunition	10	482,857	472,838	-	10,019
C259	Manufacture of other fabricated metal products; metal working service activities	282	5,127,631	4,701,280	45,490	380,861
C261	Manufacture of electronic components	14	4,890,109	4,382,246	149,780	358,084
C262	Manufacture of computers and peripheral equipment and accessories	3	64,475	58,944	2,538	2,995
C263	Manufacture of communication equipment					
C264	Manufacture of consumer electronics					
C265	Manufacture of measuring, testing, navigating and control equipment; watches and clocks	9	254,504	240,702	141	13,661
C267	Manufacture of optical instruments and photographic equipment					
C271	Manufacture of electric motors, generators, transformers and electricity distribution and control apparatus					
C272	Manufacture of batteries and accumulators	4	734,963	654,257	56,322	24,384
C273	Manufacture of wiring and wiring devices	22	261,858	237,577	4,288	19,994
C274	Manufacture of electric lighting equipment	12	51,714	46,360	2,515	2,839
C275	Manufacture of domestic appliances	20	300,144	280,205	451	19,487
C279	Manufacture of other electrical equipment	s	s	s	s	s
C281	Manufacture of general purpose machinery	59	1,029,802	927,996	25,430	76,375
C282	Manufacture of special purpose machinery	75	1,019,457	925,529	35,395	58,532
C291	Manufacture of motor vehicles	13	85,923	78,942	920	6,061
C292	Manufacture of bodies (coachwork) for motor vehicles; manufacture of trailers and semi-trailers	7	88,209	84,307	-	3,902
C293	Manufacture of parts and accessories for motor vehicles	22	795,264	760,648	-	34,615
C301	Building of ships and boats	10	67,077	63,741	103	3,233
C303	Manufacture of air and spacecraft and related machinery	27	1,359,451	1,265,232	22,043	72,176
C309	Manufacture of transport equipment, n.e.c.					
C310	Manufacture of furniture	203	2,411,338	2,177,763	72,257	161,318
C321	Manufacture of jewelry, bijouterie and related articles	14	40,878	37,881	-	2,997
C322	Manufacture of musical instruments	s	s	s	s	s
C323	Manufacture of sports goods	6	219,061	200,687	1,301	17,073
C324	Manufacture of games and toys	12	86,713	74,540	1,789	10,384
C325	Manufacture of medical and dental instruments and supplies	18	388,450	363,584	6,931	17,934
C329	Other manufacturing, n.e.c.	69	605,448	560,574	670	44,204
C331	Repair of fabricated metal products, machinery and equipment	147	1,784,731	1,636,208	4,555	143,968
C332	Installation of industrial machinery and equipment	s	s	s	s	s

*Continued*

TABLE 3 - *Continued*

2009 PSIC Code	Region/ Industry Description	Number of Establishments	Compensation			
			Total	Gross Salaries and Wages	Separation, retirement/terminal pay and gratuities etc	Total Employer's Contribution to SSS/GSIS, ECC etc
		(1)	(2)	(3)	(4)	(5)
	<b>Cordillera Administrative Region</b>	<b>316</b>	<b>3,812,101</b>	<b>3,579,510</b>	<b>102,817</b>	<b>129,774</b>
C101	Processing and preserving of meat	s	s	s	s	s
C103	Processing and preserving of fruits and vegetables	3	50,199	46,474	-	3,725
C105	Manufacture of dairy products	s	s	s	s	s
C106	Manufacture of grain mill products, starches and starch products	37	1,745	1,722	-	23
C107	Manufacture of other food products	110	254,992	235,827	7,800	11,366
C110	Manufacture of beverages	50	20,276	18,316	805	1,155
C131	Spinning, weaving and finishing of textiles	16	68,077	55,993	7,288	4,797
C139	Manufacture of other textiles					
C141	Manufacture of wearing apparel, except fur apparel	s	s	s	s	s
C142	Custom tailoring and dressmaking	20	11,032	10,497	-	534
C162	Manufacture of products of wood, cork, straw and plaiting materials	s	s	s	s	s
C170	Manufacture of paper and paper products	s	s	s	s	s
C181	Printing and service activities related to printing	38	36,725	32,355	1,925	2,445
C201	Manufacture of basic chemicals	s	s	s	s	s
C202	Manufacture of other chemical products, n.e.c.	s	s	s	s	s
C221	Manufacture of rubber products	5	49,785	45,717	-	4,068
C222	Manufacture of plastic products					
C231	Manufacture of glass and glass products	s	s	s	s	s
C239	Manufacture of non-metallic mineral products, n.e.c.	s	s	s	s	s
C241	Manufacture of basic iron and steel	s	s	s	s	s
C242	Manufacture of basic precious and other non-ferrous metals	s	s	s	s	s
C251	Manufacture of structural metal products, tanks, reservoirs and steam generators	4	2,856	2,683	-	173
C259	Manufacture of other fabricated metal products; metal working service activities	5	734	709	-	26
C261	Manufacture of electronic components	4	1,700,076	1,591,774	50,668	57,634
C281	Manufacture of general purpose machinery	3	5,510	5,300	-	210
C282	Manufacture of special purpose machinery					
C303	Manufacture of air and spacecraft and related machinery	s	s	s	s	s
C310	Manufacture of furniture	s	s	s	s	s
C321	Manufacture of jewelry, bijouterie and related articles	s	s	s	s	s
C331	Repair of fabricated metal products, machinery and equipment	4	1,213	1,123	-	90
	<b>I - Ilocos Region</b>	<b>746</b>	<b>2,299,573</b>	<b>1,874,536</b>	<b>110,082</b>	<b>314,955</b>
C101	Processing and preserving of meat	14	117,260	103,368	7,746	6,146
C102	Processing and preserving of fish, crustaceans and mollusks	15	4,526	4,295	-	231

*Continued*

TABLE 3 - *Continued*

2009 PSIC Code	Region/ Industry Description	Number of Establishments	Compensation			
			Total	Gross Salaries and Wages	Separation, retirement/terminal pay and gratuities etc	Total Employer's Contribution to SSS/GSIS, ECC etc
		(1)	(2)	(3)	(4)	(5)
C103	Processing and preserving of fruits and vegetables	s	s	s	s	s
C105	Manufacture of dairy products	s	s	s	s	s
C106	Manufacture of grain mill products, starches and starch products	61	328,486	307,209	-	21,277
C107	Manufacture of other food products	274	205,614	197,874	1,050	6,691
C108	Manufacture of prepared animal feeds	4	47,979	44,929	-	3,050
C110	Manufacture of beverages	126	1,044,279	727,935	77,280	239,064
C120	Manufacture of tobacco products	3	47,783	39,522	5,337	2,925
C131	Spinning, weaving and finishing of textiles	6	694	659	2	33
C141	Manufacture of wearing apparel, except fur apparel	3	948	884	32	32
C142	Custom tailoring and dressmaking	9	3,104	2,872	-	232
C162	Manufacture of products of wood, cork, straw and plaiting materials	12	3,376	3,129	-	247
C170	Manufacture of paper and paper products	s	s	s	s	s
C181	Printing and service activities related to printing	62	35,980	29,303	920	5,757
C201	Manufacture of basic chemicals	7	43,867	40,217	-	3,650
C202	Manufacture of other chemical products, n.e.c.					
C210	Manufacture of pharmaceuticals, medicinal chemical and botanical products					
C221	Manufacture of rubber products	s	s	s	s	s
C222	Manufacture of plastic products	s	s	s	s	s
C239	Manufacture of non-metallic mineral products, n.e.c.	26	209,112	182,549	9,808	16,755
C241	Manufacture of basic iron and steel	6	41,520	34,209	5,817	1,495
C251	Manufacture of structural metal products, tanks, reservoirs and steam generators	11	28,422	26,563	-	1,859
C259	Manufacture of other fabricated metal products; metal working service activities	17	2,329	2,329	-	-
C282	Manufacture of special purpose machinery	5	2,156	2,027	-	129
C292	Manufacture of bodies (coachwork) for motor vehicles; }	6	6,205	5,608	-	597
	manufacture of trailers and semi-trailers }					
C293	Manufacture of parts and accessories for motor vehicles }					
C309	Manufacture of transport equipment, n.e.c.	s	s	s	s	s
C310	Manufacture of furniture	36	50,538	49,270	556	712
C321	Manufacture of jewelry, bijouterie and related articles }	16	7,922	7,301	-	621
C324	Manufacture of games and toys }					
C329	Other manufacturing, n.e.c. }					
C331	Repair of fabricated metal products, machinery and equipment	21	18,286	17,767	-	518
	<b>II - Cagayan Valley</b>	<b>403</b>	<b>1,913,719</b>	<b>1,758,497</b>	<b>27,642</b>	<b>127,580</b>
C101	Processing and preserving of meat	4	36,892	34,027	200	2,664

*Continued*

TABLE 3 - *Continued*

2009 PSIC Code	Region/ Industry Description	Number of Establishments	Compensation			
			Total	Gross Salaries and Wages	Separation, retirement/terminal pay and gratuities etc	Total Employer's Contribution to SSS/GSIS, ECC etc
		(1)	(2)	(3)	(4)	(5)
C102	Processing and preserving of fish, crustaceans and mollusks	s	s	s	s	s
C103	Processing and preserving of fruits and vegetables	3	1,403	1,305	-	98
C105	Manufacture of dairy products	s	s	s	s	s
C106	Manufacture of grain mill products, starches and starch products	39	126,323	112,922	2,725	10,676
C107	Manufacture of other food products	194	684,704	631,266	-	53,438
C108	Manufacture of prepared animal feeds	5	26,628	25,842	-	786
C110	Manufacture of beverages	46	355,075	305,713	24,717	24,645
C120	Manufacture of tobacco products	s	s	s	s	s
C131	Spinning, weaving and finishing of textiles	s	s	s	s	s
C139	Manufacture of other textiles	s	s	s	s	s
C142	Custom tailoring and dressmaking	7	4,479	4,208	-	271
C162	Manufacture of products of wood, cork, straw and plaiting materials	3	983	909	-	74
C181	Printing and service activities related to printing	37	88,144	84,310	-	3,834
C182	Reproduction of recorded media	s	s	s	s	s
C192	Manufacture of refined petroleum products	s	s	s	s	s
C199	Manufacture of other fuel products	s	s	s	s	s
C201	Manufacture of basic chemicals	s	s	s	s	s
C231	Manufacture of glass and glass products	15	20,841	19,213	-	1,629
C239	Manufacture of non-metallic mineral products, n.e.c.					
C251	Manufacture of structural metal products, tanks, reservoirs and steam generators	4	5,095	4,649	-	446
C259	Manufacture of other fabricated metal products; metal working service activities	9	4,662	4,348	-	314
C282	Manufacture of special purpose machinery	3	128,440	119,248	-	9,192
C310	Manufacture of furniture	13	13,268	12,085	-	1,183
C321	Manufacture of jewelry, bijouterie and related articles	s	s	s	s	s
C329	Other manufacturing, n.e.c.	s	s	s	s	s
C331	Repair of fabricated metal products, machinery and equipment	9	2,747	2,354	-	394
<b>III - Central Luzon</b>		<b>2,456</b>	<b>52,540,240</b>	<b>47,163,615</b>	<b>2,396,105</b>	<b>2,980,520</b>
C101	Processing and preserving of meat	79	1,254,491	1,173,951	7,002	73,538
C102	Processing and preserving of fish, crustaceans and mollusks	23	421,554	396,967	6,639	17,948
C103	Processing and preserving of fruits and vegetables	18	257,941	244,064	1,434	12,442
C104	Manufacture of vegetable and animal oils and fats	3	18,130	17,526	215	389
C105	Manufacture of dairy products	11	153,998	146,743	-	7,255
C106	Manufacture of grain mill products, starches and starch products	134	480,037	447,777	1,479	30,780

*Continued*

TABLE 3 - *Continued*

2009 PSIC Code	Region/ Industry Description	Number of Establishments	Compensation			
			Total	Gross Salaries and Wages	Separation, retirement/terminal pay and gratuities etc	Total Employer's Contribution to SSS/GSIS, ECC etc
		(1)	(2)	(3)	(4)	(5)
C107	Manufacture of other food products	619	3,689,557	3,232,063	197,057	260,437
C108	Manufacture of prepared animal feeds	53	2,640,245	2,467,548	29,738	142,959
C110	Manufacture of beverages	260	1,114,833	959,500	83,329	72,005
C120	Manufacture of tobacco products	s	s	s	s	s
C131	Spinning, weaving and finishing of textiles	17	261,345	236,581	4,704	20,060
C139	Manufacture of other textiles	44	1,663,128	1,519,279	50,834	93,015
C141	Manufacture of wearing apparel, except fur apparel	154	3,737,187	3,409,072	87,581	240,534
C142	Custom tailoring and dressmaking }	23	43,214	42,107	-	1,107
C143	Manufacture of knitted and crocheted apparel }					
C151	Tanning and dressing of leather; manufacture of luggage and handbags	10	1,959,008	1,789,718	21,808	147,483
C152	Manufacture of footwear	11	538,523	465,890	33,019	39,614
C161	Sawmilling and planing of wood }	33	541,137	480,482	48,542	12,112
C162	Manufacture of products of wood, cork, straw and plaiting materials }					
C170	Manufacture of paper and paper products	33	1,002,877	898,877	29,836	74,163
C181	Printing and service activities related to printing	123	368,739	344,900	10,231	13,608
C192	Manufacture of refined petroleum products	3	4,455,589	4,126,368	1,000	328,221
C201	Manufacture of basic chemicals	19	361,190	333,448	16,468	11,274
C202	Manufacture of other chemical products, n.e.c.	29	532,086	489,555	9,639	32,893
C210	Manufacture of pharmaceuticals, medicinal chemical and botanical products	19	216,005	192,950	5,145	17,910
C221	Manufacture of rubber products	11	1,563,719	1,456,211	41,844	65,664
C222	Manufacture of plastic products	90	1,164,982	1,092,519	12,943	59,520
C231	Manufacture of glass and glass products	8	217,355	185,963	18,737	12,655
C239	Manufacture of non-metallic mineral products, n.e.c.	137	1,952,605	1,544,199	312,503	95,904
C241	Manufacture of basic iron and steel	47	1,149,615	1,042,168	42,135	65,312
C242	Manufacture of basic precious and other non-ferrous metals	5	71,756	66,167	2,604	2,984
C243	Casting of metals	5	38,299	35,268	-	3,031
C251	Manufacture of structural metal products, tanks, reservoirs and steam generators	49	2,302,667	1,652,781	497,295	152,591
C252	Manufacture of weapons and ammunition }	37	1,730,701	1,456,424	176,509	97,768
C259	Manufacture of other fabricated metal products; metal working service activities }					
C261	Manufacture of electronic components	15	4,246,050	3,959,051	80,440	206,559
C262	Manufacture of computers and peripheral equipment and accessories	5	1,417,325	1,209,457	137,217	70,652
C264	Manufacture of consumer electronics }	4	38,808	33,887	2,399	2,521
C265	Manufacture of measuring, testing, navigating and control equipment; watches and clocks }					
C271	Manufacture of electric motors, generators, transformers and electricity distribution and control apparatus	9	89,099	80,621	2,316	6,161

*Continued*

TABLE 3 - Continued

2009 PSIC Code	Region/ Industry Description	Number of Establishments	Compensation			
			Total	Gross Salaries and Wages	Separation, retirement/terminal pay and gratuities etc	Total Employer's Contribution to SSS/GSIS, ECC etc
		(1)	(2)	(3)	(4)	(5)
C272	Manufacture of batteries and accumulators	3	941,165	844,239	67,238	29,687
C273	Manufacture of wiring and wiring devices	8	242,167	215,044	8,213	18,911
C274	Manufacture of electric lighting equipment	7	237,696	207,095	14,092	16,509
C275	Manufacture of domestic appliances	5	40,729	36,047	1,491	3,191
C279	Manufacture of other electrical equipment	5	134,943	127,755	61	7,128
C281	Manufacture of general purpose machinery	13	169,625	152,930	9,668	7,028
C282	Manufacture of special purpose machinery	17	144,366	128,114	6,411	9,841
C291	Manufacture of motor vehicles	4	103,911	95,024	-	8,887
C292	Manufacture of bodies (coachwork) for motor vehicles; manufacture of trailers and semi-trailers					
C293	Manufacture of parts and accessories for motor vehicles					
C301	Building of ships and boats	s	s	s	s	s
C303	Manufacture of air and spacecraft and related machinery	5	233,782	207,464	8,929	17,389
C309	Manufacture of transport equipment, n.e.c.	23	45,946	41,491	1,339	3,117
C310	Manufacture of furniture	94	594,974	554,710	8,739	31,524
C321	Manufacture of jewelry, bijouterie and related articles	13	39,650	38,711	-	939
C322	Manufacture of musical instruments	s	s	s	s	s
C323	Manufacture of sports goods	4	83,507	75,026	3,325	5,156
C324	Manufacture of games and toys	6	314,418	279,847	11,582	22,990
C325	Manufacture of medical and dental instruments and supplies	8	714,852	664,944	3,446	46,462
C329	Other manufacturing, n.e.c.	46	285,909	268,512	6,033	11,363
C331	Repair of fabricated metal products, machinery and equipment	43	694,182	645,681	3,578	44,923
C332	Installation of industrial machinery and equipment	s	s	s	s	s
<b>IVA - CALABARZON</b>		<b>4,340</b>	<b>155,425,813</b>	<b>136,610,266</b>	<b>9,766,526</b>	<b>9,049,021</b>
C101	Processing and preserving of meat	51	2,403,496	2,099,350	187,304	116,842
C102	Processing and preserving of fish, crustaceans and mollusks	13	27,795	25,278	561	1,957
C103	Processing and preserving of fruits and vegetables	16	1,377,357	1,301,138	14,170	62,049
C104	Manufacture of vegetable and animal oils and fats	41	498,670	455,346	9,243	34,080
C105	Manufacture of dairy products	21	2,745,791	2,355,972	294,567	95,252
C106	Manufacture of grain mill products, starches and starch products	86	575,782	518,749	8,785	48,248
C107	Manufacture of other food products	1,144	7,656,761	7,179,097	137,138	340,525
C108	Manufacture of prepared animal feeds	79	538,406	482,483	21,436	34,488
C110	Manufacture of beverages	446	5,802,523	5,302,114	9,963	490,445
C120	Manufacture of tobacco products	3	756,996	512,299	69,952	174,745
C131	Spinning, weaving and finishing of textiles	10	293,225	263,081	15,396	14,749
C139	Manufacture of other textiles	35	656,341	309,906	320,590	25,845
C141	Manufacture of wearing apparel, except fur apparel	259	7,171,979	6,639,502	166,011	366,466

Continued

TABLE 3 - Continued

2009 PSIC Code	Region/ Industry Description	Number of Establishments	Compensation			
			Total	Gross Salaries and Wages	Separation, retirement/terminal pay and gratuities etc	Total Employer's Contribution to SSS/GSIS, ECC etc
		(1)	(2)	(3)	(4)	(5)
C142	Custom tailoring and dressmaking	88	129,837	123,406	-	6,431
C143	Manufacture of knitted and crocheted apparel	3	150,669	140,537	354	9,779
C151	Tanning and dressing of leather; manufacture of luggage and handbags	6	27,529	25,881	104	1,544
C152	Manufacture of footwear	36	832,980	740,909	35,614	56,457
C161	Sawmilling and planing of wood	89	1,355,705	1,142,464	130,547	82,693
C162	Manufacture of products of wood, cork, straw and plaiting materials					
C170	Manufacture of paper and paper products	68	1,801,769	1,576,721	104,868	120,180
C181	Printing and service activities related to printing	145	862,159	738,302	57,552	66,305
C182	Reproduction of recorded media	s	s	s	s	s
C192	Manufacture of refined petroleum products	6	3,002,692	1,692,889	666,155	643,648
C199	Manufacture of other fuel products					
C201	Manufacture of basic chemicals	37	483,143	440,207	18,369	24,567
C202	Manufacture of other chemical products, n.e.c.	89	3,399,536	3,151,038	106,685	141,812
C210	Manufacture of pharmaceuticals, medicinal chemical and botanical products	30	1,322,629	1,145,345	112,092	65,192
C221	Manufacture of rubber products	36	861,049	732,437	69,572	59,041
C222	Manufacture of plastic products	170	6,335,283	5,885,289	91,224	358,770
C231	Manufacture of glass and glass products	26	1,084,006	863,155	158,239	62,612
C239	Manufacture of non-metallic mineral products, n.e.c.	116	3,840,136	3,630,464	47,678	161,993
C241	Manufacture of basic iron and steel	79	1,743,786	1,264,164	407,287	72,335
C242	Manufacture of basic precious and other non-ferrous metals	9	157,689	148,616	1,147	7,926
C243	Casting of metals	15	659,723	566,981	51,146	41,596
C251	Manufacture of structural metal products, tanks, reservoirs and steam generators	102	2,592,184	2,196,163	233,138	162,883
C259	Manufacture of other fabricated metal products; metal working service activities	222	8,398,477	7,639,603	410,438	348,436
C261	Manufacture of electronic components	99	33,189,879	30,283,515	1,247,587	1,658,777
C262	Manufacture of computers and peripheral equipment and accessories	24	3,379,526	3,031,375	152,103	196,047
C263	Manufacture of communication equipment	8	244,205	198,663	32,734	12,809
C264	Manufacture of consumer electronics	10	989,161	917,285	33,716	38,159
C265	Manufacture of measuring, testing, navigating and control equipment; watches and clocks	6	206,228	152,815	43,346	10,067
C267	Manufacture of optical instruments and photographic equipment	7	1,138,306	1,049,759	22,120	66,428
C271	Manufacture of electric motors, generators, transformers and electricity distribution and control apparatus	25	2,251,199	2,040,291	79,537	131,370
C272	Manufacture of batteries and accumulators	4	81,416	73,421	1,789	6,207
C273	Manufacture of wiring and wiring devices	24	2,480,114	2,066,491	273,040	140,584
C274	Manufacture of electric lighting equipment	15	797,676	731,835	22,309	43,532

Continued



TABLE 3 - Continued

2009 PSIC Code	Region/ Industry Description	Number of Establishments	Compensation			
			Total	Gross Salaries and Wages	Separation, retirement/terminal pay and gratuities etc	Total Employer's Contribution to SSS/GSIS, ECC etc
		(1)	(2)	(3)	(4)	(5)
C275	Manufacture of domestic appliances	14	280,886	257,288	1,985	21,613
C279	Manufacture of other electrical equipment	12	1,233,749	1,123,637	19,815	90,296
C281	Manufacture of general purpose machinery	48	3,048,837	2,509,858	190,155	348,824
C282	Manufacture of special purpose machinery	76	2,814,779	2,638,729	45,363	130,688
C291	Manufacture of motor vehicles	13	4,455,069	2,588,678	1,748,938	117,454
C292	Manufacture of bodies (coachwork) for motor vehicles; manufacture of trailers and semi-trailers	14	150,254	139,578	1,403	9,274
C293	Manufacture of parts and accessories for motor vehicles	71	12,844,711	11,320,618	881,958	642,135
C301	Building of ships and boats	5	241,395	209,448	16,348	15,598
C303	Manufacture of air and spacecraft and related machinery	19	8,239,143	7,049,648	522,684	666,811
C309	Manufacture of transport equipment, n.e.c.					
C310	Manufacture of furniture	92	1,566,756	1,447,263	29,930	89,564
C321	Manufacture of jewelry, bijouterie and related articles	5	49,407	46,315	301	2,791
C323	Manufacture of sports goods	9	627,441	577,634	7,083	42,724
C324	Manufacture of games and toys	6	145,293	125,251	7,446	12,596
C325	Manufacture of medical and dental instruments and supplies	16	3,587,882	3,035,134	417,659	135,089
C329	Other manufacturing, n.e.c.	27	498,746	487,540	505	10,702
C331	Repair of fabricated metal products, machinery and equipment	116	1,327,517	1,209,958	9,349	108,209
	<b>MIMAROPA</b>	<b>353</b>	<b>979,703</b>	<b>935,178</b>	<b>119</b>	<b>44,406</b>
C101	Processing and preserving of meat	s	s	s	s	s
C103	Processing and preserving of fruits and vegetables	s	s	s	s	s
C104	Manufacture of vegetable and animal oils and fats	3	11,863	11,015	-	848
C105	Manufacture of dairy products	s	s	s	s	s
C106	Manufacture of grain mill products, starches and starch products	89	90,839	84,831	-	6,008
C107	Manufacture of other food products	113	513,405	491,286	-	22,118
C110	Manufacture of beverages	61	37,770	37,204	-	565
C131	Spinning, weaving and finishing of textiles	s	s	s	s	s
C142	Custom tailoring and dressmaking	4	1,558	1,536	-	23
C151	Tanning and dressing of leather; manufacture of luggage and handbags	s	s	s	s	s
C162	Manufacture of products of wood, cork, straw and plaiting materials	s	s	s	s	s
C181	Printing and service activities related to printing	28	32,125	30,161	-	1,965
C192	Manufacture of refined petroleum products	s	s	s	s	s
C201	Manufacture of basic chemicals	5	3,063	2,953	-	110
C202	Manufacture of other chemical products, n.e.c.					
C210	Manufacture of pharmaceuticals, medicinal chemical and botanical products	s	s	s	s	s

Continued

TABLE 3 - Continued

2009 PSIC Code	Region/ Industry Description	Number of Establishments	Compensation			
			Total	Gross Salaries and Wages	Separation, retirement/terminal pay and gratuities etc	Total Employer's Contribution to SSS/GSIS, ECC etc
		(1)	(2)	(3)	(4)	(5)
C222	Manufacture of plastic products	s	s	s	s	s
C239	Manufacture of non-metallic mineral products, n.e.c.	24	26,076	25,773	-	303
C242	Manufacture of basic precious and other non-ferrous metals	s	s	s	s	s
C259	Manufacture of other fabricated metal products; metal working service activities	6	3,945	3,832	-	113
C282	Manufacture of special purpose machinery	s	s	s	s	s
C310	Manufacture of furniture	4	943	914	-	29
C331	Repair of fabricated metal products, machinery and equipment	5	1,497	1,199	-	298
	<b>V - Bicol Region</b>	<b>760</b>	<b>2,575,334</b>	<b>2,300,374</b>	<b>119,539</b>	<b>155,421</b>
C101	Processing and preserving of meat	15	27,779	26,177	141	1,461
C102	Processing and preserving of fish, crustaceans and mollusks	24	58,753	53,339	884	4,529
C103	Processing and preserving of fruits and vegetables	7	8,014	6,990	346	678
C104	Manufacture of vegetable and animal oils and fats	7	278,088	215,731	53,145	9,213
C105	Manufacture of dairy products	4	6,702	6,202	-	500
C106	Manufacture of grain mill products, starches and starch products	127	263,259	243,513	2,481	17,266
C107	Manufacture of other food products	261	323,575	304,029	2,953	16,594
C108	Manufacture of prepared animal feeds	5	165,340	145,192	13,486	6,662
C110	Manufacture of beverages	84	715,834	634,769	19,535	61,530
C120	Manufacture of tobacco products	s	s	s	s	s
C131	Spinning, weaving and finishing of textiles	4	483	477	-	6
C139	Manufacture of other textiles	10	7,688	7,197	-	491
C141	Manufacture of wearing apparel, except fur apparel	34	13,897	12,650	-	1,247
C142	Custom tailoring and dressmaking					
C152	Manufacture of footwear	s	s	s	s	s
C162	Manufacture of products of wood, cork, straw and plaiting materials	19	40,004	31,954	5,888	2,162
C170	Manufacture of paper and paper products	s	s	s	s	s
C181	Printing and service activities related to printing	63	60,792	54,005	-	6,787
C192	Manufacture of refined petroleum products	s	s	s	s	s
C201	Manufacture of basic chemicals	3	856	783	-	73
C210	Manufacture of pharmaceuticals, medicinal chemical and botanical products	s	s	s	s	s
C231	Manufacture of glass and glass products	19	243,100	218,353	13,187	11,560
C239	Manufacture of non-metallic mineral products, n.e.c.					
C241	Manufacture of basic iron and steel	5	170,158	162,758	1,246	6,153
C242	Manufacture of basic precious and other non-ferrous metals					

Continued

TABLE 3 - *Continued*

2009 PSIC Code	Region/ Industry Description	Number of Establishments	Compensation			
			Total	Gross Salaries and Wages	Separation, retirement/terminal pay and gratuities etc	Total Employer's Contribution to SSS/GSIS, ECC etc
		(1)	(2)	(3)	(4)	(5)
C251	Manufacture of structural metal products, tanks, reservoirs and steam generators	4	4,998	4,672	-	325
C259	Manufacture of other fabricated metal products; metal working service activities	22	24,273	22,579	-	1,693
C282	Manufacture of special purpose machinery	3	3,495	3,246	-	249
C293	Manufacture of parts and accessories for motor vehicles	s	s	s	s	s
C310	Manufacture of furniture	14	20,389	19,792	-	598
C329	Other manufacturing, n.e.c.	9	2,793	2,286	-	507
C331	Repair of fabricated metal products, machinery and equipment	9	7,057	6,721	-	336
	<b>VI - Western Visayas</b>	<b>1,208</b>	<b>5,732,601</b>	<b>5,271,895</b>	<b>153,693</b>	<b>307,014</b>
C101	Processing and preserving of meat	15	35,634	29,761	1,455	4,418
C102	Processing and preserving of fish, crustaceans and mollusks	20	43,197	36,457	3,470	3,269
C103	Processing and preserving of fruits and vegetables	3	6,090	5,357	317	416
C104	Manufacture of vegetable and animal oils and fats	3	8,037	7,538	-	499
C105	Manufacture of dairy products	4	1,073	975	-	98
C106	Manufacture of grain mill products, starches and starch products	77	133,898	122,448	2,053	9,396
C107	Manufacture of other food products	594	3,445,121	3,179,916	87,352	177,853
C108	Manufacture of prepared animal feeds	3	129,475	100,004	22,818	6,652
C110	Manufacture of beverages	180	848,162	783,511	20,176	44,474
C131	Spinning, weaving and finishing of textiles	5	14,560	12,981	299	1,281
C139	Manufacture of other textiles	3	683	663	-	20
C141	Manufacture of wearing apparel, except fur apparel	12	14,166	13,296	-	870
C142	Custom tailoring and dressmaking	28	18,838	17,769	-	1,069
C161	Sawmilling and planing of wood	11	16,716	15,425	-	1,292
C162	Manufacture of products of wood, cork, straw and plaiting materials					
C170	Manufacture of paper and paper products					
C181	Printing and service activities related to printing	79	201,174	188,656	2,706	9,812
C199	Manufacture of other fuel products	s	s	s	s	s
C201	Manufacture of basic chemicals	10	305,414	282,190	8,392	14,832
C202	Manufacture of other chemical products, n.e.c.	3	947	899	-	48
C210	Manufacture of pharmaceuticals, medicinal chemical and botanical products	4	6,749	6,288	-	461
C222	Manufacture of plastic products	8	101,171	91,229	2,526	7,416
C231	Manufacture of glass and glass products	49	37,391	35,818	-	1,572
C239	Manufacture of non-metallic mineral products, n.e.c.					
C241	Manufacture of basic iron and steel					
C243	Casting of metals	8	17,686	15,661	935	1,090

*Continued*

TABLE 3 - *Continued*

2009 PSIC Code	Region/ Industry Description	Number of Establishments	Compensation			
			Total	Gross Salaries and Wages	Separation, retirement/terminal pay and gratuities etc	Total Employer's Contribution to SSS/GSIS, ECC etc
		(1)	(2)	(3)	(4)	(5)
C251	Manufacture of structural metal products, tanks, reservoirs and steam generators	4	12,119	10,946	140	1,032
C259	Manufacture of other fabricated metal products; metal working service activities	12	43,787	41,188	-	2,599
C273	Manufacture of wiring and wiring devices	s	s	s	s	s
C275	Manufacture of domestic appliances	s	s	s	s	s
C282	Manufacture of special purpose machinery	4	91,325	88,416	100	2,809
C310	Manufacture of furniture	44	128,117	119,909	180	8,028
C329	Other manufacturing, n.e.c.	5	29,687	27,363	20	2,303
C331	Repair of fabricated metal products, machinery and equipment	19	39,394	35,365	752	3,277
	<b>VII - Central Visayas</b>	<b>2,853</b>	<b>37,909,739</b>	<b>33,819,210</b>	<b>2,184,307</b>	<b>1,906,222</b>
C101	Processing and preserving of meat	28	733,167	673,347	9,577	50,243
C102	Processing and preserving of fish, crustaceans and mollusks	36	442,965	400,930	15,414	26,621
C103	Processing and preserving of fruits and vegetables	15	199,253	186,831	-	12,423
C104	Manufacture of vegetable and animal oils and fats	11	154,486	143,950	2,841	7,695
C105	Manufacture of dairy products	7	62,700	58,403	-	4,297
C106	Manufacture of grain mill products, starches and starch products	40	75,984	70,891	-	5,093
C107	Manufacture of other food products	1,297	2,116,482	1,900,734	81,583	134,165
C108	Manufacture of prepared animal feeds	10	816,857	520,137	273,994	22,726
C110	Manufacture of beverages	367	1,275,012	1,210,292	11,192	53,528
C131	Spinning, weaving and finishing of textiles	3	7,418	7,411	-	8
C139	Manufacture of other textiles	18	123,969	114,867	-	9,102
C141	Manufacture of wearing apparel, except fur apparel	43	5,687,764	4,208,132	1,145,575	334,057
C142	Custom tailoring and dressmaking	24	16,800	16,555	-	245
C151	Tanning and dressing of leather; manufacture of luggage and handbags	s	s	s	s	s
C152	Manufacture of footwear	14	243,559	229,345	644	13,569
C161	Sawmilling and planing of wood	29	183,572	164,625	3,918	15,029
C162	Manufacture of products of wood, cork, straw and plaiting materials					
C170	Manufacture of paper and paper products	24	286,595	260,877	12,244	13,475
C181	Printing and service activities related to printing	222	1,134,858	970,474	91,078	73,306
C199	Manufacture of other fuel products	s	s	s	s	s
C201	Manufacture of basic chemicals	19	192,004	173,520	8,836	9,649
C202	Manufacture of other chemical products, n.e.c.	36	615,125	550,216	28,441	36,468
C203	Manufacture of man-made fibers					
C210	Manufacture of pharmaceuticals, medicinal chemical and botanical products					
		8	150,291	141,964	-	8,328

*Continued*

TABLE 3 - *Continued*

2009 PSIC Code	Region/ Industry Description	Number of Establishments	Compensation			
			Total	Gross Salaries and Wages	Separation, retirement/terminal pay and gratuities etc	Total Employer's Contribution to SSS/GSIS, ECC etc
		(1)	(2)	(3)	(4)	(5)
C221	Manufacture of rubber products	9	414,999	387,629	4,090	23,280
C222	Manufacture of plastic products	70	601,483	559,942	4,415	37,125
C231	Manufacture of glass and glass products	9	214,646	201,396	180	13,071
C239	Manufacture of non-metallic mineral products, n.e.c.	76	1,207,105	959,591	180,258	67,255
C241	Manufacture of basic iron and steel	27	626,893	533,354	59,374	34,166
C242	Manufacture of basic precious and other non-ferrous metals					
C243	Casting of metals					
C251	Manufacture of structural metal products, tanks, reservoirs and steam generators	19	491,999	461,998	125	29,876
C252	Manufacture of weapons and ammunition	s	s	s	s	s
C259	Manufacture of other fabricated metal products; metal working service activities	47	750,728	689,203	21,335	40,190
C261	Manufacture of electronic components	13	8,162,578	7,683,088	111,455	368,034
C262	Manufacture of computers and peripheral equipment and accessories	4	1,107,336	1,049,491	53	57,791
C263	Manufacture of communication equipment					
C265	Manufacture of measuring, testing, navigating and control equipment; watches and clocks					
C267	Manufacture of optical instruments and photographic equipment	13	879,074	832,256	13,671	33,147
C271	Manufacture of electric motors, generators, transformers and electricity distribution and control apparatus	3	131,654	121,339	562	9,753
C273	Manufacture of wiring and wiring devices	s	s	s	s	s
C274	Manufacture of electric lighting equipment	4	55,809	51,038	518	4,253
C275	Manufacture of domestic appliances	3	75,707	69,062	557	6,087
C281	Manufacture of general purpose machinery	8	299,569	283,544	3,705	12,320
C282	Manufacture of special purpose machinery	7	92,226	85,842	-	6,384
C291	Manufacture of motor vehicles	8	85,906	75,231	5,569	5,107
C292	Manufacture of bodies (coachwork) for motor vehicles; manufacture of trailers and semi-trailers	10	879,877	823,367	13,831	42,678
C293	Manufacture of parts and accessories for motor vehicles					
C301	Building of ships and boats	6	178,139	161,144	5,688	11,308
C309	Manufacture of transport equipment, n.e.c.	s	s	s	s	s
C310	Manufacture of furniture	133	1,844,291	1,711,513	21,664	111,115
C321	Manufacture of jewelry, bijouterie and related articles	37	655,774	577,263	38,300	40,210
C322	Manufacture of musical instruments	s	s	s	s	s
C323	Manufacture of sports goods	s	s	s	s	s
C324	Manufacture of games and toys	3	231,472	220,045	877	10,550
C325	Manufacture of medical and dental instruments and supplies	5	553,202	536,180	134	16,888
C329	Other manufacturing, n.e.c.	18	78,774	75,334	230	3,210

*Continued*

TABLE 3 - *Continued*

2009 PSIC Code	Region/ Industry Description	Number of Establishments	Compensation			
			Total	Gross Salaries and Wages	Separation, retirement/terminal pay and gratuities etc	Total Employer's Contribution to SSS/GSIS, ECC etc
		(1)	(2)	(3)	(4)	(5)
C331	Repair of fabricated metal products, machinery and equipment	54	2,288,809	2,249,586	10,156	29,066
	<b>VIII - Eastern Visayas</b>	<b>871</b>	<b>1,765,734</b>	<b>1,617,641</b>	<b>76,320</b>	<b>71,773</b>
C101	Processing and preserving of meat	s	s	s	s	s
C102	Processing and preserving of fish, crustaceans and mollusks	3	19,964	17,541	1,130	1,292
C103	Processing and preserving of fruits and vegetables	s	s	s	s	s
C104	Manufacture of vegetable and animal oils and fats	6	78,517	72,459	141	5,918
C106	Manufacture of grain mill products, starches and starch products	97	113,059	99,014	7,452	6,593
C107	Manufacture of other food products	529	462,111	437,443	7,168	17,500
C110	Manufacture of beverages	108	187,746	180,385	734	6,626
C139	Manufacture of other textiles	s	s	s	s	s
C142	Custom tailoring and dressmaking	3	2,369	2,321	-	47
C162	Manufacture of products of wood, cork, straw and plaiting materials	s	s	s	s	s
C170	Manufacture of paper and paper products	3	41,230	38,466	223	2,542
C181	Printing and service activities related to printing	36	23,671	18,069	3,279	2,324
C192	Manufacture of refined petroleum products	s	s	s	s	s
C201	Manufacture of basic chemicals	7	411,623	345,408	51,959	14,256
C202	Manufacture of other chemical products, n.e.c.					
C210	Manufacture of pharmaceuticals, medicinal chemical and botanical products					
C221	Manufacture of rubber products	s	s	s	s	s
C222	Manufacture of plastic products	s	s	s	s	s
C231	Manufacture of glass and glass products	6	2,732	2,646	-	87
C239	Manufacture of non-metallic mineral products, n.e.c.	18	60,219	58,191	1,468	560
C242	Manufacture of basic precious and other non-ferrous metals	s	s	s	s	s
C243	Casting of metals	s	s	s	s	s
C251	Manufacture of structural metal products, tanks, reservoirs and steam generators	s	s	s	s	s
C259	Manufacture of other fabricated metal products; metal working service activities	18	5,964	5,939	-	25
C273	Manufacture of wiring and wiring devices	s	s	s	s	s
C282	Manufacture of special purpose machinery	s	s	s	s	s
C310	Manufacture of furniture	9	2,153	2,113	-	40
C329	Other manufacturing, n.e.c.	7	9,204	8,876	-	328
C331	Repair of fabricated metal products, machinery and equipment	6	869	790	-	79

*Continued*

TABLE 3 - *Continued*

2009 PSIC Code	Region/ Industry Description	Number of Establishments	Compensation			
			Total	Gross Salaries and Wages	Separation, retirement/terminal pay and gratuities etc	Total Employer's Contribution to SSS/GSIS, ECC etc
		(1)	(2)	(3)	(4)	(5)
	<b>IX - Zamboanga Peninsula</b>	<b>522</b>	<b>1,635,689</b>	<b>1,521,170</b>	<b>19,733</b>	<b>94,787</b>
C101	Processing and preserving of meat	6	14,391	13,284	-	1,107
C102	Processing and preserving of fish, crustaceans and mollusks	23	409,822	370,227	7,593	32,003
C103	Processing and preserving of fruits and vegetables	s	s	s	s	s
C104	Manufacture of vegetable and animal oils and fats	4	62,192	56,083	1,308	4,801
C105	Manufacture of dairy products	s	s	s	s	s
C106	Manufacture of grain mill products, starches and starch products	79	81,239	76,101	-	5,139
C107	Manufacture of other food products	244	262,114	255,105	-	7,009
C108	Manufacture of prepared animal feeds	s	s	s	s	s
C110	Manufacture of beverages	53	529,613	499,818	492	29,303
C142	Custom tailoring and dressmaking	10	6,084	5,883	-	201
C161	Sawmilling and planing of wood	3	20,560	17,059	2,023	1,478
C162	Manufacture of products of wood, cork, straw and plaiting materials					
C181	Printing and service activities related to printing	33	30,841	24,552	3,657	2,632
C202	Manufacture of other chemical products, n.e.c.	s	s	s	s	s
C221	Manufacture of rubber products	5	48,458	44,519	2,061	1,878
C222	Manufacture of plastic products	3	2,374	2,180	24	170
C231	Manufacture of glass and glass products	12	10,436	9,607	115	714
C239	Manufacture of non-metallic mineral products, n.e.c.					
C241	Manufacture of basic iron and steel	s	s	s	s	s
C251	Manufacture of structural metal products, tanks, reservoirs and steam generators	s	s	s	s	s
C259	Manufacture of other fabricated metal products; metal working service activities	5	81,441	76,402	1,592	3,447
C301	Building of ships and boats	s	s	s	s	s
C310	Manufacture of furniture	13	34,318	32,375	-	1,943
C324	Manufacture of games and toys	7	3,197	2,925	57	215
C329	Other manufacturing, n.e.c.					
C331	Repair of fabricated metal products, machinery and equipment	14	12,997	11,701	327	968
	<b>X - Northern Mindanao</b>	<b>774</b>	<b>7,385,729</b>	<b>6,872,295</b>	<b>169,300</b>	<b>344,133</b>
C101	Processing and preserving of meat	14	132,936	123,475	1,300	8,161
C102	Processing and preserving of fish, crustaceans and mollusks	s	s	s	s	s
C103	Processing and preserving of fruits and vegetables	12	1,244,685	1,209,783	17,956	16,946
C104	Manufacture of vegetable and animal oils and fats	10	321,941	272,593	29,244	20,104
C105	Manufacture of dairy products	6	660,440	637,762	567	22,110

*Continued*

TABLE 3 - *Continued*

2009 PSIC Code	Region/ Industry Description	Number of Establishments	Compensation			
			Total	Gross Salaries and Wages	Separation, retirement/terminal pay and gratuities etc	Total Employer's Contribution to SSS/GSIS, ECC etc
		(1)	(2)	(3)	(4)	(5)
C106	Manufacture of grain mill products, starches and starch products	85	782,413	718,150	27,967	36,296
C107	Manufacture of other food products	311	1,586,081	1,471,636	34,245	80,200
C108	Manufacture of prepared animal feeds	6	19,095	17,825	-	1,270
C110	Manufacture of beverages	51	1,016,006	933,222	26,051	56,734
C139	Manufacture of other textiles	s	s	s	s	s
C141	Manufacture of wearing apparel, except fur apparel	4	3,011	2,806	-	205
C142	Custom tailoring and dressmaking	25	18,832	17,712	-	1,119
C152	Manufacture of footwear	s	s	s	s	s
C161	Sawmilling and planing of wood	21	52,250	49,460	-	2,790
C162	Manufacture of products of wood, cork, straw and plaiting materials	9	72,658	66,149	3,320	3,189
C170	Manufacture of paper and paper products	8	143,842	137,683	1,338	4,820
C181	Printing and service activities related to printing	70	400,813	361,736	-	39,077
C192	Manufacture of refined petroleum products	s	s	s	s	s
C201	Manufacture of basic chemicals	10	298,268	271,898	14,316	12,054
C202	Manufacture of other chemical products, n.e.c.	4	74,640	66,981	3,783	3,875
C210	Manufacture of pharmaceuticals, medicinal chemical and botanical products	s	s	s	s	s
C221	Manufacture of rubber products	s	s	s	s	s
C222	Manufacture of plastic products	5	23,598	20,105	1,745	1,748
C231	Manufacture of glass and glass products	27	67,709	62,642	-	5,067
C239	Manufacture of non-metallic mineral products, n.e.c.					
C241	Manufacture of basic iron and steel	11	267,906	247,584	2,806	17,516
C243	Casting of metals	s	s	s	s	s
C251	Manufacture of structural metal products, tanks, reservoirs and steam generators	5	2,242	2,163	-	79
C252	Manufacture of weapons and ammunition	s	s	s	s	s
C259	Manufacture of other fabricated metal products; metal working service activities	11	10,406	9,780	-	626
C282	Manufacture of special purpose machinery	4	63,046	56,839	3,030	3,178
C291	Manufacture of motor vehicles	4	3,127	2,923	-	204
C292	Manufacture of bodies (coachwork) for motor vehicles; manufacture of trailers and semi-trailers	s	s	s	s	s
C310	Manufacture of furniture	13	34,197	32,642	-	1,555
C321	Manufacture of jewelry, bijouterie and related articles	3	3,582	3,327	-	255
C324	Manufacture of games and toys					
C325	Manufacture of medical and dental instruments and supplies					
C329	Other manufacturing, n.e.c.					
C331	Repair of fabricated metal products, machinery and equipment	28	36,244	32,526	1,154	2,564

*Continued*



TABLE 3 - *Continued*

2009 PSIC Code	Region/ Industry Description	Number of Establishments	Compensation			
			Total	Gross Salaries and Wages	Separation, retirement/terminal pay and gratuities etc	Total Employer's Contribution to SSS/GSIS, ECC etc
		(1)	(2)	(3)	(4)	(5)
	<b>XI - Davao Region</b>	<b>1,173</b>	<b>9,248,922</b>	<b>8,060,858</b>	<b>567,941</b>	<b>620,123</b>
C101	Processing and preserving of meat	14	364,431	334,984	133	29,314
C102	Processing and preserving of fish, crustaceans and mollusks	3	4,191	3,753	200	238
C103	Processing and preserving of fruits and vegetables	15	144,019	131,058	5,084	7,877
C104	Manufacture of vegetable and animal oils and fats	19	972,082	847,650	34,086	90,346
C105	Manufacture of dairy products	3	1,128	1,075	-	54
C106	Manufacture of grain mill products, starches and starch products	70	400,603	344,208	28,286	28,109
C107	Manufacture of other food products	551	2,849,107	2,534,806	105,917	208,384
C108	Manufacture of prepared animal feeds	11	167,731	155,588	1,305	10,838
C110	Manufacture of beverages	64	819,363	563,567	205,109	50,687
C120	Manufacture of tobacco products	s	s	s	s	s
C131	Spinning, weaving and finishing of textiles	4	8,755	8,395	-	360
C139	Manufacture of other textiles	9	24,392	22,903	47	1,443
C141	Manufacture of wearing apparel, except fur apparel	4	1,270	1,196	-	74
C142	Custom tailoring and dressmaking	53	27,973	25,927	-	2,046
C152	Manufacture of footwear	4	2,143	1,994	7	142
C161	Sawmilling and planing of wood	22	109,798	105,304	1,766	2,727
C162	Manufacture of products of wood, cork, straw and plaiting materials					
C170	Manufacture of paper and paper products	13	273,701	255,118	2,309	16,274
C181	Printing and service activities related to printing	78	1,066,282	995,735	12,236	58,311
C192	Manufacture of refined petroleum products	s	s	s	s	s
C201	Manufacture of basic chemicals	11	115,647	76,475	32,988	6,184
C202	Manufacture of other chemical products, n.e.c.	17	298,314	257,738	22,217	18,359
C210	Manufacture of pharmaceuticals, medicinal chemical and botanical products	4	10,951	10,211	-	741
C221	Manufacture of rubber products	4	12,010	11,114	196	701
C222	Manufacture of plastic products	28	487,157	455,022	12,725	19,410
C231	Manufacture of glass and glass products	4	11,277	10,330	49	897
C239	Manufacture of non-metallic mineral products, n.e.c.	20	364,110	263,311	77,096	23,703
C241	Manufacture of basic iron and steel	17	68,353	59,308	4,743	4,302
C242	Manufacture of basic precious and other non-ferrous metals	4	53,886	44,598	7,479	1,809
C243	Casting of metals	s	s	s	s	s
C251	Manufacture of structural metal products, tanks, reservoirs and steam generators	12	295,876	274,453	2,646	18,777
C252	Manufacture of weapons and ammunition	s	s	s	s	s
C259	Manufacture of other fabricated metal products; metal working service activities	23	81,994	71,936	5,328	4,730

*Continued*

TABLE 3 - Continued

2009 PSIC Code	Region/ Industry Description	Number of Establishments	Compensation			
			Total	Gross Salaries and Wages	Separation, retirement/terminal pay and gratuities etc	Total Employer's Contribution to SSS/GSIS, ECC etc
		(1)	(2)	(3)	(4)	(5)
C265	Manufacture of measuring, testing, navigating and control equipment; watches and clocks	s	s	s	s	s
C275	Manufacture of domestic appliances	s	s	s	s	s
C279	Manufacture of other electrical equipment	s	s	s	s	s
C281	Manufacture of general purpose machinery	3	4,573	4,438	11	123
C282	Manufacture of special purpose machinery	6	5,251	4,776	11	464
C291	Manufacture of motor vehicles	s	s	s	s	s
C293	Manufacture of parts and accessories for motor vehicles	s	s	s	s	s
C301	Building of ships and boats	}	3	30,218	27,981	1,631
C309	Manufacture of transport equipment, n.e.c.					
C310	Manufacture of furniture	27	43,674	39,533	1,800	2,341
C321	Manufacture of jewelry, bijouterie and related articles	s	s	s	s	s
C329	Other manufacturing, n.e.c.	6	26,894	26,645	-	249
C331	Repair of fabricated metal products, machinery and equipment	37	70,330	61,943	1,200	7,187
	<b>XII - SOCCSKSARGEN</b>	<b>629</b>	<b>4,285,949</b>	<b>4,030,738</b>	<b>91,624</b>	<b>163,587</b>
C101	Processing and preserving of meat	9	57,050	52,386	354	4,310
C102	Processing and preserving of fish, crustaceans and mollusks	24	1,210,203	1,138,677	23,618	47,908
C103	Processing and preserving of fruits and vegetables	3	1,392,773	1,371,870	-	20,902
C104	Manufacture of vegetable and animal oils and fats	5	299,816	236,696	45,396	17,724
C105	Manufacture of dairy products	s	s	s	s	s
C106	Manufacture of grain mill products, starches and starch products	110	269,003	247,171	540	21,292
C107	Manufacture of other food products	203	362,572	347,236	1,183	14,152
C108	Manufacture of prepared animal feeds	5	27,434	24,606	577	2,250
C110	Manufacture of beverages	37	17,474	15,912	64	1,498
C131	Spinning, weaving and finishing of textiles	}	3	5,281	4,678	175
C139	Manufacture of other textiles					
C141	Manufacture of wearing apparel, except fur apparel	4	6,683	6,295	-	388
C142	Custom tailoring and dressmaking	8	1,088	1,024	-	64
C152	Manufacture of footwear	s	s	s	s	s
C161	Sawmilling and planing of wood	3	2,460	2,377	-	83
C162	Manufacture of products of wood, cork, straw and plaiting materials	5	26,916	24,456	159	2,301
C170	Manufacture of paper and paper products	s	s	s	s	s
C181	Printing and service activities related to printing	70	233,265	221,217	5,855	6,193
C192	Manufacture of refined petroleum products	s	s	s	s	s
C201	Manufacture of basic chemicals	4	4,588	3,865	411	312
C202	Manufacture of other chemical products, n.e.c.	5	10,135	9,252	-	883

Continued

TABLE 3 - *Continued*

2009 PSIC Code	Region/ Industry Description	Number of Establishments	Compensation			
			Total	Gross Salaries and Wages	Separation, retirement/terminal pay and gratuities etc	Total Employer's Contribution to SSS/GSIS, ECC etc
		(1)	(2)	(3)	(4)	(5)
C210	Manufacture of pharmaceuticals, medicinal chemical and botanical products	s	s	s	s	s
C221	Manufacture of rubber products	5	25,822	23,132	2,397	293
C222	Manufacture of plastic products	s	s	s	s	s
C231	Manufacture of glass and glass products	20	55,514	51,695	187	3,631
C239	Manufacture of non-metallic mineral products, n.e.c.					
C241	Manufacture of basic iron and steel	4	3,835	3,510	-	325
C243	Casting of metals	s	s	s	s	s
C251	Manufacture of structural metal products, tanks, reservoirs and steam generators	4	12,552	11,408	-	1,144
C259	Manufacture of other fabricated metal products; metal working service activities	38	52,012	47,759	1,603	2,650
C282	Manufacture of special purpose machinery	4	1,219	1,109	-	110
C301	Building of ships and boats	3	7,885	4,507	2,927	451
C309	Manufacture of transport equipment, n.e.c.					
C310	Manufacture of furniture	11	64,239	57,905	2,675	3,659
C323	Manufacture of sports goods	s	s	s	s	s
C331	Repair of fabricated metal products, machinery and equipment	31	60,926	51,964	3,469	5,494
	<b>XIII - Caraga</b>	<b>440</b>	<b>1,843,852</b>	<b>1,746,949</b>	<b>10,652</b>	<b>86,250</b>
C101	Processing and preserving of meat	4	19,491	18,557	-	934
C102	Processing and preserving of fish, crustaceans and mollusks	s	s	s	s	s
C103	Processing and preserving of fruits and vegetables	s	s	s	s	s
C104	Manufacture of vegetable and animal oils and fats	5	165,855	159,289	-	6,566
C106	Manufacture of grain mill products, starches and starch products	49	21,005	20,223	-	782
C107	Manufacture of other food products	185	329,281	312,266	-	17,015
C108	Manufacture of prepared animal feeds	s	-	-	-	-
C110	Manufacture of beverages	71	109,394	100,908	110	8,376
C139	Manufacture of other textiles	s	-	-	-	-
C142	Custom tailoring and dressmaking	9	1,515	1,377	-	138
C152	Manufacture of footwear	s	s	s	s	s
C161	Sawmilling and planing of wood	5	5,605	5,179	-	425
C162	Manufacture of products of wood, cork, straw and plaiting materials	10	123,533	110,024	-	13,509
C181	Printing and service activities related to printing	33	58,112	56,430	-	1,681
C199	Manufacture of other fuel products	s	s	s	s	s
C201	Manufacture of basic chemicals	5	82,024	76,198	317	5,508
C202	Manufacture of other chemical products, n.e.c.					
C221	Manufacture of rubber products	s	s	s	s	s

*Continued*

TABLE 3 - *Concluded*

2009 PSIC Code	Region/ Industry Description	Number of Establishments	Compensation			
			Total	Gross Salaries and Wages	Separation, retirement/terminal pay and gratuities etc	Total Employer's Contribution to SSS/GSIS, ECC etc
		(1)	(2)	(3)	(4)	(5)
C231	Manufacture of glass and glass products }	14	208,762	196,511	5,213	7,039
C239	Manufacture of non-metallic mineral products, n.e.c. }					
C241	Manufacture of basic iron and steel }					
C242	Manufacture of basic precious and other non-ferrous metals }	3	579,378	561,691	1,900	15,786
C251	Manufacture of structural metal products, tanks, reservoirs and steam generators }					
C259	Manufacture of other fabricated metal products; metal working service activities }					
C282	Manufacture of special purpose machinery	s	s	s	s	s
C301	Building of ships and boats	s	s	s	s	s
C309	Manufacture of transport equipment, n.e.c.	s	s	s	s	s
C310	Manufacture of furniture	10	6,297	5,844	-	453
C321	Manufacture of jewelry, bijouterie and related articles	4	952	952	-	-
C324	Manufacture of games and toys }	3	4,841	4,797	-	44
C329	Other manufacturing, n.e.c. }					
C331	Repair of fabricated metal products, machinery and equipment	10	56,681	50,680	2,369	3,633
	<b>Autonomous Region in Muslim Mindanao</b>	<b>57</b>	<b>198,842</b>	<b>179,918</b>	<b>11,272</b>	<b>7,652</b>
C101	Processing and preserving of meat	s	s	s	s	s
C104	Manufacture of vegetable and animal oils and fats	s	s	s	s	s
C106	Manufacture of grain mill products, starches and starch products	21	123,765	110,266	11,239	2,259
C107	Manufacture of other food products	18	5,958	5,698	-	260
C108	Manufacture of prepared animal feeds	s	s	s	s	s
C110	Manufacture of beverages	7	1,305	1,274	-	31
C142	Custom tailoring and dressmaking	s	s	s	s	s
C221	Manufacture of rubber products	s	s	s	s	s
C239	Manufacture of non-metallic mineral products, n.e.c.	s	s	s	s	s
C301	Building of ships and boats	s	s	s	s	s
C310	Manufacture of furniture	s	s	s	s	s

- zero value

} Combined data

s Suppressed data

Notes: Values are in thousand pesos, except number of establishments.

Details may not add-up to total due to rounding and/or statistical disclosure control.

Source: Philippine Statistics Authority, 2019 Annual Survey of Philippine Business and Industry (Final Results)

Table 4.1. Number of Establishments and Revenue by Type for Manufacturing Establishments by Region and Industry Group: Philippines, 2019

2009 PSIC Code	Region/ Industry Description	Number of Establishments	Revenue				
			Total	Sale of Products and By-Products	Sale of Goods	Revenue from Industrial Service Done for Others	Revenue from Non-Industrial Service Done for Others
		(1)	(2)	(3)	(4)	(5)	(6)
<b>Philippines</b>		<b>24,270</b>	<b>6,183,846,702</b>	<b>5,769,721,490</b>	<b>250,385,084</b>	<b>75,508,451</b>	<b>25,657,565</b>
C101	Processing and preserving of meat	294	149,008,422	88,213,841	56,203,463	3,869,976	201,288
C102	Processing and preserving of fish, crustaceans and mollusks	225	55,686,367	51,849,548	2,415,299	475,019	659
C103	Processing and preserving of fruits and vegetables	144	61,572,067	58,241,959	2,682,128	17,927	37,128
C104	Manufacture of vegetable and animal oils and fats	136	139,673,661	116,111,820	19,409,751	1,217,273	676,038
C105	Manufacture of dairy products	89	252,194,387	247,010,765	515,682	5	129,657
C106	Manufacture of grain mill products, starches and starch products	1,218	191,038,767	167,846,605	17,378,129	3,195,099	1,790,599
C107	Manufacture of other food products	7,739	377,051,781	364,187,654	3,278,451	3,595,575	724,163
C108	Manufacture of prepared animal feeds	196	115,499,209	108,327,785	4,488,701	1,329,477	409,439
C110	Manufacture of beverages	2,637	477,150,518	465,713,665	7,882,235	219,773	275,651
C120	Manufacture of tobacco products	19	110,011,128	102,667,078	505,002	5,913	2,665,020
C131	Spinning, weaving and finishing of textiles	109	11,253,905	10,225,667	935,039	18,218	5,994
C139	Manufacture of other textiles	254	33,909,912	32,248,772	1,321,173	27,029	94,797
C141	Manufacture of wearing apparel, except fur apparel	849	63,066,644	60,899,721	208,158	1,330,578	188,310
C142	Custom tailoring and dressmaking	500	4,776,925	4,525,995	83,152	167,650	-
C143	Manufacture of knitted and crocheted apparel	19	2,570,265	2,509,243	40,797	-	1,920
C151	Tanning and dressing of leather; manufacture of luggage and handbags	46	5,482,457	4,730,978	1,009	724,077	2,295
C152	Manufacture of footwear	148	11,942,207	11,635,102	228,602	557	15,051
C161	Sawmilling and planing of wood	48	3,292,333	2,347,781	107,853	6,914	2,837
C162	Manufacture of products of wood, cork, straw and plaiting materials	290	54,265,476	52,528,946	1,467,034	1,743	67,987
C170	Manufacture of paper and paper products	361	137,722,001	130,874,824	6,127,565	51,614	241,472
C181	Printing and service activities related to printing	2,113	96,192,812	93,032,968	670,124	339,136	1,828,860
C182	Reproduction of recorded media	6	293,682	292,037	-	-	-
C192	Manufacture of refined petroleum products	26	544,984,211	536,922,218	117	251,677	120,899
C199	Manufacture of other fuel products	7	1,614,653	1,396,660	-	199,238	16,494
C201	Manufacture of basic chemicals	196	188,734,906	175,780,537	10,302,137	1,239,817	203,993
C202	Manufacture of other chemical products, n.e.c.	390	120,232,797	114,084,375	5,545,576	77,624	88,657
C203	Manufacture of man-made fibers	3	358,084	358,065	-	-	-
C210	Manufacture of pharmaceuticals, medicinal chemical and botanical products	121	35,563,332	35,458,310	22	-	35,357
C221	Manufacture of rubber products	147	40,556,863	35,004,977	4,159,085	21,187	25,731
C222	Manufacture of plastic products	820	175,599,064	162,840,247	9,148,248	62,318	2,316,902
C231	Manufacture of glass and glass products	92	32,451,465	31,627,981	103,703	607,120	840
C239	Manufacture of non-metallic mineral products, n.e.c.	654	219,706,990	210,733,451	3,559,714	903,600	1,438,731
C241	Manufacture of basic iron and steel	299	262,287,204	249,863,581	4,638,313	2,073,369	4,956,407
C242	Manufacture of basic precious and other non-ferrous metals	33	117,453,212	91,956,115	24,477,223	499,072	30,616

Continued

TABLE 4.1 - *Continued*

2009 PSIC Code	Region/ Industry Description	Number of Establishments	Revenue				
			Total	Sale of Products and By-Products	Sale of Goods	Revenue from Industrial Service Done for Others	Revenue from Non-Industrial Service Done for Others
		(1)	(2)	(3)	(4)	(5)	(6)
C243	Casting of metals	52	12,891,138	12,427,493	113,579	-	-
C251	Manufacture of structural metal products, tanks, reservoirs and steam generators	428	212,882,633	209,002,033	1,705,202	1,461,498	288,236
C252	Manufacture of weapons and ammunition	14	3,132,798	3,038,987	-	24,453	533
C259	Manufacture of other fabricated metal products; metal working service activities	761	126,331,078	123,427,323	515,041	1,494,966	245,674
C261	Manufacture of electronic components	145	555,058,434	535,328,960	561,840	10,529,355	681,893
C262	Manufacture of computers and peripheral equipment and accessories	32	53,399,614	46,282,599	-	3,122,522	3,230,333
C263	Manufacture of communication equipment	12	8,409,107	8,344,447	-	-	9,162
C264	Manufacture of consumer electronics	18	14,991,818	14,822,768	77,935	8,148	62,758
C265	Manufacture of measuring, testing, navigating and control equipment; watches and clocks	21	6,174,239	4,339,739	433,006	1,376,379	3,353
C267	Manufacture of optical instruments and photographic equipment	21	21,827,514	21,646,033	2,000	-	11,460
C271	Manufacture of electric motors, generators, transformers and electricity distribution and control apparatus	56	21,941,880	21,570,118	229,785	38,001	26,036
C272	Manufacture of batteries and accumulators	11	26,201,887	15,317,500	-	10,519,424	-
C273	Manufacture of wiring and wiring devices	57	33,265,373	32,534,052	529,290	10,271	18,300
C274	Manufacture of electric lighting equipment	38	9,274,219	9,195,521	13,590	15,684	8,187
C275	Manufacture of domestic appliances	44	11,783,076	11,663,843	90,483	811	6,115
C279	Manufacture of other electrical equipment	24	8,154,242	8,084,878	11,358	7,078	-
C281	Manufacture of general purpose machinery	132	93,628,238	81,774,462	10,437,191	615,566	348,645
C282	Manufacture of special purpose machinery	210	37,315,302	34,750,794	2,044,844	38,990	21,444
C291	Manufacture of motor vehicles	41	214,407,122	211,570,942	446,509	391,987	615,223
C292	Manufacture of bodies (coachwork) for motor vehicles; manufacture of trailers and semi-trailers	27	5,856,323	5,518,909	23,444	240,881	42,106
C293	Manufacture of parts and accessories for motor vehicles	115	247,818,844	240,596,104	4,266,762	372,357	190,301
C301	Building of ships and boats	32	10,466,315	5,444,646	504,495	1,956,922	881,751
C303	Manufacture of air and spacecraft and related machinery	9	42,533,061	41,601,187	790,145	72,944	29
C309	Manufacture of transport equipment, n.e.c.	73	116,306,809	91,925,317	23,147,446	65,191	5,025
C310	Manufacture of furniture	717	68,994,576	54,221,394	14,347,688	2,424	40,844
C321	Manufacture of jewelry, bijouterie and related articles	77	2,113,659	2,104,580	424	2,364	-
C322	Manufacture of musical instruments	3	33,239	32,217	796	205	21
C323	Manufacture of sports goods	23	5,242,851	5,110,387	100,942	6,102	637
C324	Manufacture of games and toys	31	2,798,718	2,774,955	173	265	10,301
C325	Manufacture of medical and dental instruments and supplies	48	49,836,774	49,220,775	22,174	-	-
C329	Other manufacturing, n.e.c.	214	13,161,844	12,486,516	9,453	620,666	15,607
C331	Repair of fabricated metal products, machinery and equipment	551	54,034,872	31,268,763	2,076,007	19,847,004	299,798
C332	Installation of industrial machinery and equipment	8	381,396	243,980	-	137,416	-

*Continued*

TABLE 4.1 - *Continued*

2009 PSIC Code	Region/ Industry Description	Number of Establishments	Revenue				
			Total	Sale of Products and By-Products	Sale of Goods	Revenue from Industrial Service Done for Others	Revenue from Non-Industrial Service Done for Others
		(1)	(2)	(3)	(4)	(5)	(6)
	<b>National Capital Region</b>	<b>6,369</b>	<b>1,388,313,531</b>	<b>1,301,276,199</b>	<b>50,374,067</b>	<b>17,791,564</b>	<b>6,807,503</b>
C101	Processing and preserving of meat	37	16,643,308	16,156,290	143,068	263,534	3,433
C102	Processing and preserving of fish, crustaceans and mollusks	38	6,660,748	6,014,961	638,591	-	-
C103	Processing and preserving of fruits and vegetables	42	4,451,515	3,797,706	635,882	17,927	-
C104	Manufacture of vegetable and animal oils and fats	18	37,565,579	36,850,011	-	694,268	20,641
C105	Manufacture of dairy products	26	109,703,325	106,718,976	465,039	-	129,039
C106	Manufacture of grain mill products, starches and starch products	18	55,927,100	55,112,259	-	59,677	172,411
C107	Manufacture of other food products	1,093	111,952,849	109,167,861	374,974	684,510	129,074
C108	Manufacture of prepared animal feeds	12	8,460,614	8,175,797	284,817	-	-
C110	Manufacture of beverages	628	58,946,594	57,173,711	376,291	-	40,023
C120	Manufacture of tobacco products	6	77,952,113	72,279,690	-	-	1,703,124
C131	Spinning, weaving and finishing of textiles	42	7,147,688	6,171,986	916,984	-	-
C139	Manufacture of other textiles	128	16,696,531	15,786,533	821,779	3,552	82,145
C141	Manufacture of wearing apparel, except fur apparel	362	19,293,083	18,877,536	207,683	190,415	16,656
C142	Custom tailoring and dressmaking	156	3,530,501	3,390,674	-	139,804	-
C143	Manufacture of knitted and crocheted apparel	15	1,864,500	1,820,770	40,797	-	-
C151	Tanning and dressing of leather; manufacture of luggage and handbags	28	1,535,118	1,535,118	-	-	-
C152	Manufacture of footwear	78	2,189,833	1,966,412	222,352	-	-
C161	Sawmilling and planing of wood	9	150,309	150,309	-	-	-
C162	Manufacture of products of wood, cork, straw and plaiting materials	49	2,903,640	2,306,494	597,146	-	-
C170	Manufacture of paper and paper products	205	75,958,469	69,879,959	5,947,039	-	126,153
C181	Printing and service activities related to printing	999	46,591,726	46,411,362	-	-	48,482
C182	Reproduction of recorded media	4	29,939	29,939	-	-	-
C192	Manufacture of refined petroleum products	10	2,252,668	1,832,037	-	401,787	16,494
C199	Manufacture of other fuel products						
C201	Manufacture of basic chemicals	66	62,482,848	56,603,108	5,424,912	43,149	-
C202	Manufacture of other chemical products, n.e.c.	198	61,573,601	56,133,704	5,222,410	-	86,752
C203	Manufacture of man-made fibers						
C210	Manufacture of pharmaceuticals, medicinal chemical and botanical products	47	11,794,008	11,779,036	-	-	10,800
C221	Manufacture of rubber products	69	15,241,810	11,152,191	4,089,041	-	195
C222	Manufacture of plastic products	439	79,789,416	74,376,344	2,991,504	43,617	2,291,518
C231	Manufacture of glass and glass products	29	13,575,261	13,575,261	-	-	-
C239	Manufacture of non-metallic mineral products, n.e.c.	89	33,979,729	31,897,125	799,686	-	1,204,305
C241	Manufacture of basic iron and steel	100	110,814,833	106,626,387	3,641,516	-	50,497
C242	Manufacture of basic precious and other non-ferrous metals	6	4,379,274	4,152,327	216,808	-	8,636
C243	Casting of metals	20	543,589	543,589	-	-	-

*Continued*

TABLE 4.1 - *Continued*

2009 PSIC Code	Region/ Industry Description	Number of Establishments	Revenue				
			Total	Sale of Products and By-Products	Sale of Goods	Revenue from Industrial Service Done for Others	Revenue from Non-Industrial Service Done for Others
		(1)	(2)	(3)	(4)	(5)	(6)
C251	Manufacture of structural metal products, tanks, reservoirs and steam generators	208	108,332,145	106,471,399	1,397,635	197,475	261,472
C252	Manufacture of weapons and ammunition	10	2,925,562	2,832,745	-	24,453	533
C259	Manufacture of other fabricated metal products; metal working service activities	282	37,658,614	37,173,886	227,205	176,839	40,547
C261	Manufacture of electronic components	14	20,758,284	16,346,217	50,330	4,105,679	96,708
C262	Manufacture of computers and peripheral equipment and accessories	3	191,445	187,063	-	-	-
C263	Manufacture of communication equipment						
C264	Manufacture of consumer electronics						
C265	Manufacture of measuring, testing, navigating and control equipment; watches and clocks	9	2,636,358	2,422,931	213,063	-	-
C267	Manufacture of optical instruments and photographic equipment						
C271	Manufacture of electric motors, generators, transformers and electricity distribution and control apparatus						
C272	Manufacture of batteries and accumulators	4	11,836,011	6,409,678	-	5,259,712	-
C273	Manufacture of wiring and wiring devices	22	6,016,963	5,977,876	-	-	-
C274	Manufacture of electric lighting equipment	12	478,337	457,067	5,170	15,263	804
C275	Manufacture of domestic appliances	20	3,919,847	3,919,847	-	-	-
C279	Manufacture of other electrical equipment	s	s	s	s	s	s
C281	Manufacture of general purpose machinery	59	21,550,718	20,735,131	-	609,586	202,614
C282	Manufacture of special purpose machinery	75	6,092,318	5,925,808	117,376	1,845	21,444
C291	Manufacture of motor vehicles	13	665,054	564,322	100,107	-	-
C292	Manufacture of bodies (coachwork) for motor vehicles; manufacture of trailers and semi-trailers	7	444,722	416,417	-	-	-
C293	Manufacture of parts and accessories for motor vehicles	22	19,203,534	19,186,942	-	-	-
C301	Building of ships and boats	10	638,167	27,508	504,495	106,164	-
C303	Manufacture of air and spacecraft and related machinery	27	18,339,422	17,361,872	852,851	60,826	-
C309	Manufacture of transport equipment, n.e.c.						
C310	Manufacture of furniture	203	43,379,845	30,840,124	12,523,437	-	12,893
C321	Manufacture of jewelry, bijouterie and related articles	14	264,975	264,975	-	-	-
C322	Manufacture of musical instruments	s	s	s	s	s	s
C323	Manufacture of sports goods	6	680,580	671,126	-	-	422
C324	Manufacture of games and toys	12	356,937	354,193	-	-	-
C325	Manufacture of medical and dental instruments and supplies	18	1,058,232	1,037,089	18,474	-	-
C329	Other manufacturing, n.e.c.	69	8,196,163	8,196,163	-	-	-
C331	Repair of fabricated metal products, machinery and equipment	147	6,669,753	2,053,000	-	4,596,850	-
C332	Installation of industrial machinery and equipment	s	s	s	s	s	s

*Continued*



TABLE 4.1 - *Continued*

2009 PSIC Code	Region/ Industry Description	Number of Establishments	Revenue				
			Total	Sale of Products and By-Products	Sale of Goods	Revenue from Industrial Service Done for Others	Revenue from Non-Industrial Service Done for Others
		(1)	(2)	(3)	(4)	(5)	(6)
	<b>Cordillera Administrative Region</b>	<b>316</b>	<b>105,414,883</b>	<b>104,924,118</b>	<b>209,741</b>	<b>3,513</b>	<b>11,198</b>
C101	Processing and preserving of meat	s	s	s	s	s	s
C103	Processing and preserving of fruits and vegetables	3	514,469	514,409	-	-	60
C105	Manufacture of dairy products	s	s	s	s	s	s
C106	Manufacture of grain mill products, starches and starch products	37	5,478	4,562	-	-	-
C107	Manufacture of other food products	110	1,850,568	1,850,568	-	-	-
C110	Manufacture of beverages	50	93,343	93,343	-	-	-
C131	Spinning, weaving and finishing of textiles	}	16	200,902	187,445	12,743	-
C139	Manufacture of other textiles						
C141	Manufacture of wearing apparel, except fur apparel	s	s	s	s	s	s
C142	Custom tailoring and dressmaking	20	21,511	20,564	-	948	-
C162	Manufacture of products of wood, cork, straw and plaiting materials	s	s	s	s	s	s
C170	Manufacture of paper and paper products	s	s	s	s	s	s
C181	Printing and service activities related to printing	38	505,549	306,439	189,996	-	9,009
C201	Manufacture of basic chemicals	s	s	s	s	s	s
C202	Manufacture of other chemical products, n.e.c.	s	s	s	s	s	s
C221	Manufacture of rubber products	}	5	249,152	249,042	5	2
C222	Manufacture of plastic products						
C231	Manufacture of glass and glass products	s	s	s	s	s	s
C239	Manufacture of non-metallic mineral products, n.e.c.	s	s	s	s	s	s
C241	Manufacture of basic iron and steel	s	s	s	s	s	s
C242	Manufacture of basic precious and other non-ferrous metals	s	s	s	s	s	s
C251	Manufacture of structural metal products, tanks, reservoirs and steam generators	4	8,901	8,901	-	-	-
C259	Manufacture of other fabricated metal products; metal working service activities	5	6,290	3,680	2,048	563	-
C261	Manufacture of electronic components	4	84,527,359	84,318,013	-	-	-
C281	Manufacture of general purpose machinery	}	3	37,012	37,012	-	-
C282	Manufacture of special purpose machinery						
C303	Manufacture of air and spacecraft and related machinery	s	s	s	s	s	s
C310	Manufacture of furniture	s	s	s	s	s	s
C321	Manufacture of jewelry, bijouterie and related articles	s	s	s	s	s	s
C331	Repair of fabricated metal products, machinery and equipment	4	6,800	4,800	-	2,000	-
	<b>I - Ilocos Region</b>	<b>746</b>	<b>57,848,239</b>	<b>54,299,153</b>	<b>1,775,392</b>	<b>299,812</b>	<b>1,166,102</b>
C101	Processing and preserving of meat	14	3,880,340	3,828,026	-	340	37,939
C102	Processing and preserving of fish, crustaceans and mollusks	15	16,121	16,121	-	-	-

*Continued*

TABLE 4.1 - *Continued*

2009 PSIC Code	Region/ Industry Description	Number of Establishments	Revenue				
			Total	Sale of Products and By-Products	Sale of Goods	Revenue from Industrial Service Done for Others	Revenue from Non-Industrial Service Done for Others
		(1)	(2)	(3)	(4)	(5)	(6)
C103	Processing and preserving of fruits and vegetables	s	s	s	s	s	s
C105	Manufacture of dairy products	s	s	s	s	s	s
C106	Manufacture of grain mill products, starches and starch products	61	6,728,000	5,538,088	66,755	-	1,123,157
C107	Manufacture of other food products	274	3,250,650	3,152,676	81,738	13,055	890
C108	Manufacture of prepared animal feeds	4	163,356	163,318	-	-	-
C110	Manufacture of beverages	126	12,223,790	10,927,752	1,040,273	88	-
C120	Manufacture of tobacco products	3	963,248	438,499	502,252	-	-
C131	Spinning, weaving and finishing of textiles	6	10,354	6,639	3,714	-	-
C141	Manufacture of wearing apparel, except fur apparel	3	10,653	10,653	-	-	-
C142	Custom tailoring and dressmaking	9	24,485	24,485	-	-	-
C162	Manufacture of products of wood, cork, straw and plaiting materials	12	9,119	9,119	-	-	-
C170	Manufacture of paper and paper products	s	s	s	s	s	s
C181	Printing and service activities related to printing	62	536,099	484,488	51,610	-	-
C201	Manufacture of basic chemicals	7	16,036,492	16,024,538	50	-	-
C202	Manufacture of other chemical products, n.e.c.						
C210	Manufacture of pharmaceuticals, medicinal chemical and botanical products						
C221	Manufacture of rubber products	s	s	s	s	s	s
C222	Manufacture of plastic products	s	s	s	s	s	s
C239	Manufacture of non-metallic mineral products, n.e.c.	26	11,139,638	11,139,638	-	-	-
C241	Manufacture of basic iron and steel	6	392,789	392,295	-	-	381
C251	Manufacture of structural metal products, tanks, reservoirs and steam generators	11	1,172,279	1,165,652	-	5,880	-
C259	Manufacture of other fabricated metal products; metal working service activities	17	19,208	18,814	281	-	-
C282	Manufacture of special purpose machinery	5	11,850	9,354	2,457	-	-
C292	Manufacture of bodies (coachwork) for motor vehicles; }	6	37,085	9,238	23,343	1,006	3,498
	manufacture of trailers and semi-trailers }						
C293	Manufacture of parts and accessories for motor vehicles }						
C309	Manufacture of transport equipment, n.e.c.	s	s	s	s	s	s
C310	Manufacture of furniture	36	157,653	155,103	2,550	-	-
C321	Manufacture of jewelry, bijouterie and related articles }	16	289,408	286,181	370	2,842	-
C324	Manufacture of games and toys }						
C329	Other manufacturing, n.e.c. }						
C331	Repair of fabricated metal products, machinery and equipment	21	317,498	40,680	-	276,601	217
	<b>II - Cagayan Valley</b>	<b>403</b>	<b>21,206,487</b>	<b>17,844,650</b>	<b>3,087,530</b>	<b>26,084</b>	<b>94,366</b>
C101	Processing and preserving of meat	4	210,481	180,841	6,800	-	985

*Continued*

TABLE 4.1 - *Continued*

2009 PSIC Code	Region/ Industry Description	Number of Establishments	Revenue				
			Total	Sale of Products and By-Products	Sale of Goods	Revenue from Industrial Service Done for Others	Revenue from Non-Industrial Service Done for Others
		(1)	(2)	(3)	(4)	(5)	(6)
C102	Processing and preserving of fish, crustaceans and mollusks	s	s	s	s	s	s
C103	Processing and preserving of fruits and vegetables	3	6,902	6,529	373	-	-
C105	Manufacture of dairy products	s	s	s	s	s	s
C106	Manufacture of grain mill products, starches and starch products	39	2,124,246	1,720,050	380,000	-	17,659
C107	Manufacture of other food products	194	4,850,938	3,655,786	1,195,152	-	-
C108	Manufacture of prepared animal feeds	5	219,636	89,302	45,000	11,700	73,634
C110	Manufacture of beverages	46	9,150,058	9,110,958	-	509	-
C120	Manufacture of tobacco products	s	s	s	s	s	s
C131	Spinning, weaving and finishing of textiles	s	s	s	s	s	s
C139	Manufacture of other textiles	s	s	s	s	s	s
C142	Custom tailoring and dressmaking	7	13,307	13,307	-	-	-
C162	Manufacture of products of wood, cork, straw and plaiting materials	3	7,773	7,773	-	-	-
C181	Printing and service activities related to printing	37	256,087	242,839	13,248	-	-
C182	Reproduction of recorded media	s	s	s	s	s	s
C192	Manufacture of refined petroleum products	s	s	s	s	s	s
C199	Manufacture of other fuel products	s	s	s	s	s	s
C201	Manufacture of basic chemicals	s	s	s	s	s	s
C231	Manufacture of glass and glass products	15	159,913	152,345	5,861	-	1,289
C239	Manufacture of non-metallic mineral products, n.e.c.						
C251	Manufacture of structural metal products, tanks, reservoirs and steam generators	4	59,310	32,121	24,970	2,218	-
C259	Manufacture of other fabricated metal products; metal working service activities	9	40,744	25,705	15,039	-	-
C282	Manufacture of special purpose machinery	3	2,006,871	673,546	1,270,578	1,893	-
C310	Manufacture of furniture	13	84,734	63,633	20,502	-	600
C321	Manufacture of jewelry, bijouterie and related articles	s	s	s	s	s	s
C329	Other manufacturing, n.e.c.	s	s	s	s	s	s
C331	Repair of fabricated metal products, machinery and equipment	9	35,504	10,548	21,105	3,851	-
<b>III - Central Luzon</b>		<b>2,456</b>	<b>1,064,364,113</b>	<b>997,667,909</b>	<b>17,546,958</b>	<b>24,776,201</b>	<b>8,519,989</b>
C101	Processing and preserving of meat	79	15,159,405	14,342,262	510,993	291,607	8,578
C102	Processing and preserving of fish, crustaceans and mollusks	23	5,903,558	5,617,015	-	202,316	-
C103	Processing and preserving of fruits and vegetables	18	9,950,348	8,713,304	1,236,913	-	-
C104	Manufacture of vegetable and animal oils and fats	3	1,134,932	46,234	1,088,695	-	-
C105	Manufacture of dairy products	11	3,758,978	3,590,013	48,957	-	-
C106	Manufacture of grain mill products, starches and starch products	134	18,884,964	12,974,399	5,749,059	52,268	69,727

*Continued*

TABLE 4.1 - *Continued*

2009 PSIC Code	Region/ Industry Description	Number of Establishments	Revenue				
			Total	Sale of Products and By-Products	Sale of Goods	Revenue from Industrial Service Done for Others	Revenue from Non-Industrial Service Done for Others
		(1)	(2)	(3)	(4)	(5)	(6)
C107	Manufacture of other food products	619	46,914,373	46,526,259	-	-	23,579
C108	Manufacture of prepared animal feeds	53	38,196,628	37,141,315	375,136	175,345	217,826
C110	Manufacture of beverages	260	28,679,180	28,560,689	-	1,118	-
C120	Manufacture of tobacco products	s	s	s	s	s	s
C131	Spinning, weaving and finishing of textiles	17	2,612,642	2,591,211	-	14,173	1,179
C139	Manufacture of other textiles	44	5,809,679	5,736,687	61,353	-	7,553
C141	Manufacture of wearing apparel, except fur apparel	154	12,350,662	12,219,739	-	26,188	70,607
C142	Custom tailoring and dressmaking }	23	78,431	76,510	-	-	1,920
C143	Manufacture of knitted and crocheted apparel }						
C151	Tanning and dressing of leather; manufacture of luggage and handbags	10	3,730,812	2,981,290	-	724,077	2,295
C152	Manufacture of footwear	11	2,936,405	2,878,587	-	290	-
C161	Sawmilling and planing of wood }	33	1,572,686	1,538,362	9,492	5,320	19,434
C162	Manufacture of products of wood, cork, straw and plaiting materials }						
C170	Manufacture of paper and paper products	33	17,664,472	17,239,997	167,488	34,994	14,182
C181	Printing and service activities related to printing	123	4,483,739	4,303,795	-	179,715	-
C192	Manufacture of refined petroleum products	3	321,773,700	314,935,631	-	-	-
C201	Manufacture of basic chemicals	19	16,330,926	14,306,502	1,704,931	97,760	21,784
C202	Manufacture of other chemical products, n.e.c.	29	4,804,060	4,534,033	247,047	1,500	360
C210	Manufacture of pharmaceuticals, medicinal chemical and botanical products	19	1,396,318	1,396,198	-	-	-
C221	Manufacture of rubber products	11	17,129,471	15,856,241	-	106	-
C222	Manufacture of plastic products	90	16,809,686	16,297,450	463,110	-	-
C231	Manufacture of glass and glass products	8	983,313	961,061	21,437	-	-
C239	Manufacture of non-metallic mineral products, n.e.c.	137	65,965,805	63,814,223	18,535	-	22,436
C241	Manufacture of basic iron and steel	47	65,995,851	62,372,271	930,797	-	2,679,773
C242	Manufacture of basic precious and other non-ferrous metals	5	413,236	290,926	109,971	-	-
C243	Casting of metals	5	1,339,704	1,339,704	-	-	-
C251	Manufacture of structural metal products, tanks, reservoirs and steam generators	49	80,054,535	79,898,377	37,274	16,830	2,250
C252	Manufacture of weapons and ammunition }	37	17,269,312	16,982,158	-	-	29,893
C259	Manufacture of other fabricated metal products; metal working service activities }						
C261	Manufacture of electronic components	15	92,062,799	88,194,857	377,640	2,686,683	107,203
C262	Manufacture of computers and peripheral equipment and accessories	5	22,896,477	15,973,270	-	3,122,522	3,230,333
C264	Manufacture of consumer electronics }	4	416,344	362,147	40,621	220	12,127
C265	Manufacture of measuring, testing, navigating and control equipment; watches and clocks }						
C271	Manufacture of electric motors, generators, transformers and electricity distribution and control apparatus	9	1,574,864	1,513,233	3,376	37,945	6,588

*Continued*

TABLE 4.1 - *Continued*

2009 PSIC Code	Region/ Industry Description	Number of Establishments	Revenue				
			Total	Sale of Products and By-Products	Sale of Goods	Revenue from Industrial Service Done for Others	Revenue from Non-Industrial Service Done for Others
		(1)	(2)	(3)	(4)	(5)	(6)
C272	Manufacture of batteries and accumulators	3	13,165,572	7,737,592	-	5,259,712	-
C273	Manufacture of wiring and wiring devices	8	9,077,395	9,000,538	-	-	5,492
C274	Manufacture of electric lighting equipment	7	1,618,902	1,601,250	-	-	3,630
C275	Manufacture of domestic appliances	5	2,096,363	1,999,695	90,483	-	6,115
C279	Manufacture of other electrical equipment	5	1,131,638	1,116,663	5,991	7,078	-
C281	Manufacture of general purpose machinery	13	1,320,404	1,254,088	722	-	-
C282	Manufacture of special purpose machinery	17	1,876,648	1,846,580	-	28,739	-
C291	Manufacture of motor vehicles	}	4	1,418,575	-	10,000	-
C292	Manufacture of bodies (coachwork) for motor vehicles;						
	manufacture of trailers and semi-trailers						
C293	Manufacture of parts and accessories for motor vehicles	7	43,877,293	43,754,704	-	-	63,185
C301	Building of ships and boats	s	s	s	s	s	s
C303	Manufacture of air and spacecraft and related machinery	5	1,892,492	1,015,842	790,145	72,944	29
C309	Manufacture of transport equipment, n.e.c.	23	179,261	179,261	-	-	-
C310	Manufacture of furniture	94	4,854,292	3,250,638	1,380,000	24	-
C321	Manufacture of jewelry, bijouterie and related articles	13	210,908	210,908	-	-	-
C322	Manufacture of musical instruments	s	s	s	s	s	s
C323	Manufacture of sports goods	4	1,817,944	1,712,704	100,942	-	-
C324	Manufacture of games and toys	6	878,021	877,202	-	265	-
C325	Manufacture of medical and dental instruments and supplies	8	4,971,827	4,896,034	-	-	-
C329	Other manufacturing, n.e.c.	46	2,125,579	1,544,138	-	580,440	-
C331	Repair of fabricated metal products, machinery and equipment	43	14,355,446	1,975,522	1,975,054	10,135,060	241,311
C332	Installation of industrial machinery and equipment	s	s	s	s	s	s
	<b>IVA - CALABARZON</b>	<b>4,340</b>	<b>2,434,025,276</b>	<b>2,279,619,191</b>	<b>106,321,730</b>	<b>17,748,018</b>	<b>6,330,161</b>
C101	Processing and preserving of meat	51	84,473,388	26,097,569	55,167,418	2,838,524	33,811
C102	Processing and preserving of fish, crustaceans and mollusks	13	530,772	530,768	-	-	-
C103	Processing and preserving of fruits and vegetables	16	10,373,023	10,083,473	-	-	25,768
C104	Manufacture of vegetable and animal oils and fats	41	14,988,904	14,957,987	-	-	25,398
C105	Manufacture of dairy products	21	112,315,478	110,296,894	-	-	-
C106	Manufacture of grain mill products, starches and starch products	86	37,619,515	37,457,034	-	-	95,045
C107	Manufacture of other food products	1,144	91,912,649	88,856,370	419,521	764,357	82,264
C108	Manufacture of prepared animal feeds	79	20,453,448	19,300,909	-	1,122,143	-
C110	Manufacture of beverages	446	190,996,810	185,316,992	5,087,121	-	15,729
C120	Manufacture of tobacco products	3	23,015,060	22,746,217	2,751	-	189,660
C131	Spinning, weaving and finishing of textiles	10	1,186,149	1,177,861	-	-	4,666
C139	Manufacture of other textiles	35	9,868,155	9,643,033	-	14,707	5,086
C141	Manufacture of wearing apparel, except fur apparel	259	21,348,974	20,279,403	-	660,279	56,034

*Continued*

TABLE 4.1 - *Continued*

2009 PSIC Code	Region/ Industry Description	Number of Establishments	Revenue				
			Total	Sale of Products and By-Products	Sale of Goods	Revenue from Industrial Service Done for Others	Revenue from Non-Industrial Service Done for Others
		(1)	(2)	(3)	(4)	(5)	(6)
C142	Custom tailoring and dressmaking	88	290,406	281,168	-	9,132	-
C143	Manufacture of knitted and crocheted apparel	3	661,416	646,045	-	-	-
C151	Tanning and dressing of leather; manufacture of luggage and handbags	6	205,923	204,975	-	-	-
C152	Manufacture of footwear	36	5,718,801	5,700,720	-	-	15,051
C161	Sawmilling and planing of wood	89	44,123,505	43,877,258	-	-	49,990
C162	Manufacture of products of wood, cork, straw and plaiting materials						
C170	Manufacture of paper and paper products	68	22,566,658	22,382,079	-	-	100,710
C181	Printing and service activities related to printing	145	22,075,834	20,180,744	-	-	1,709,855
C182	Reproduction of recorded media	s	s	s	s	s	s
C192	Manufacture of refined petroleum products	6	219,939,579	219,090,794	-	-	-
C199	Manufacture of other fuel products						
C201	Manufacture of basic chemicals	37	46,718,965	43,355,446	2,928,074	114	21,002
C202	Manufacture of other chemical products, n.e.c.	89	40,074,161	39,908,956	21,875	49,265	226
C210	Manufacture of pharmaceuticals, medicinal chemical and botanical products	30	20,697,964	20,609,568	-	-	24,553
C221	Manufacture of rubber products	36	4,638,358	4,607,996	-	-	-
C222	Manufacture of plastic products	170	56,323,223	53,844,392	1,400,441	466	15,061
C231	Manufacture of glass and glass products	26	16,375,581	15,716,116	29,554	521,275	-
C239	Manufacture of non-metallic mineral products, n.e.c.	116	61,366,424	57,361,658	2,398,478	896,744	23,694
C241	Manufacture of basic iron and steel	79	56,633,385	54,419,045	-	-	2,122,668
C242	Manufacture of basic precious and other non-ferrous metals	9	4,557,970	4,549,422	-	-	-
C243	Casting of metals	15	9,058,010	8,724,361	-	-	-
C251	Manufacture of structural metal products, tanks, reservoirs and steam generators	102	16,291,977	14,688,776	98,152	1,187,216	14,933
C259	Manufacture of other fabricated metal products; metal working service activities	222	58,597,555	56,834,790	96,717	1,212,633	162,064
C261	Manufacture of electronic components	99	331,930,916	320,925,136	133,870	3,736,994	475,852
C262	Manufacture of computers and peripheral equipment and accessories	24	30,273,472	30,084,076	-	-	-
C263	Manufacture of communication equipment	8	2,252,104	2,194,247	-	-	8,493
C264	Manufacture of consumer electronics	10	14,400,719	14,353,324	-	8,148	20,965
C265	Manufacture of measuring, testing, navigating and control equipment; watches and clocks	6	3,127,551	2,904,164	-	199,527	3,353
C267	Manufacture of optical instruments and photographic equipment	7	14,109,257	13,961,378	2,000	-	6,493
C271	Manufacture of electric motors, generators, transformers and electricity distribution and control apparatus	25	16,713,890	16,633,462	-	-	19,448
C272	Manufacture of batteries and accumulators	4	1,200,305	1,170,231	-	-	-
C273	Manufacture of wiring and wiring devices	24	17,339,621	16,736,037	529,290	10,271	12,808
C274	Manufacture of electric lighting equipment	15	6,381,317	6,345,642	8,421	422	102

*Continued*

TABLE 4.1 - *Continued*

2009 PSIC Code	Region/ Industry Description	Number of Establishments	Revenue				
			Total	Sale of Products and By-Products	Sale of Goods	Revenue from Industrial Service Done for Others	Revenue from Non-Industrial Service Done for Others
		(1)	(2)	(3)	(4)	(5)	(6)
C275	Manufacture of domestic appliances	14	4,006,438	3,984,384	-	811	-
C279	Manufacture of other electrical equipment	12	6,025,018	5,981,868	3,102	-	-
C281	Manufacture of general purpose machinery	48	67,779,654	56,840,871	10,431,502	5,980	146,032
C282	Manufacture of special purpose machinery	76	25,946,312	24,926,083	651,985	112	-
C291	Manufacture of motor vehicles	13	210,345,888	207,621,614	346,402	381,987	615,223
C292	Manufacture of bodies (coachwork) for motor vehicles; manufacture of trailers and semi-trailers	14	4,041,564	3,760,416	-	239,874	38,609
C293	Manufacture of parts and accessories for motor vehicles	71	173,738,870	166,966,784	4,266,762	89,877	124,116
C301	Building of ships and boats	5	932,290	140,703	-	684,203	3,387
C303	Manufacture of air and spacecraft and related machinery	19	118,486,365	95,099,780	22,294,595	4,366	5,025
C309	Manufacture of transport equipment, n.e.c.						
C310	Manufacture of furniture	92	7,761,215	7,741,073	-	-	-
C321	Manufacture of jewelry, bijouterie and related articles	5	310,536	309,391	-	-	-
C323	Manufacture of sports goods	9	2,449,967	2,438,894	-	-	60
C324	Manufacture of games and toys	6	457,074	454,820	-	-	-
C325	Manufacture of medical and dental instruments and supplies	16	41,365,766	40,846,845	3,700	-	-
C329	Other manufacturing, n.e.c.	27	1,715,483	1,693,888	-	-	9,284
C331	Repair of fabricated metal products, machinery and equipment	116	4,672,145	1,513,390	-	3,108,592	47,644
	<b>MIMAROPA</b>	<b>353</b>	<b>50,125,079</b>	<b>30,688,891</b>	<b>19,157,032</b>	<b>38,893</b>	<b>11,205</b>
C101	Processing and preserving of meat	s	s	s	s	s	s
C103	Processing and preserving of fruits and vegetables	s	s	s	s	s	s
C104	Manufacture of vegetable and animal oils and fats	3	310,535	309,600	-	-	-
C105	Manufacture of dairy products	s	s	s	s	s	s
C106	Manufacture of grain mill products, starches and starch products	89	2,639,858	2,551,625	-	35,909	10,755
C107	Manufacture of other food products	113	5,083,512	5,083,512	-	-	-
C110	Manufacture of beverages	61	175,339	173,614	-	-	-
C131	Spinning, weaving and finishing of textiles	s	s	s	s	s	s
C142	Custom tailoring and dressmaking	4	3,182	3,182	-	-	-
C151	Tanning and dressing of leather; manufacture of luggage and handbags	s	s	s	s	s	s
C162	Manufacture of products of wood, cork, straw and plaiting materials	s	s	s	s	s	s
C181	Printing and service activities related to printing	28	79,755	79,755	-	-	-
C192	Manufacture of refined petroleum products	s	s	s	s	s	s
C201	Manufacture of basic chemicals	5	24,678	23,158	-	-	-
C202	Manufacture of other chemical products, n.e.c.						
C210	Manufacture of pharmaceuticals, medicinal chemical and botanical products	s	s	s	s	s	s

*Continued*

TABLE 4.1 - *Continued*

2009 PSIC Code	Region/ Industry Description	Number of Establishments	Revenue				
			Total	Sale of Products and By-Products	Sale of Goods	Revenue from Industrial Service Done for Others	Revenue from Non-Industrial Service Done for Others
		(1)	(2)	(3)	(4)	(5)	(6)
C222	Manufacture of plastic products	s	s	s	s	s	s
C239	Manufacture of non-metallic mineral products, n.e.c.	24	65,370	65,360	-	-	-
C242	Manufacture of basic precious and other non-ferrous metals	s	s	s	s	s	s
C259	Manufacture of other fabricated metal products; metal working service activities	6	20,508	20,508	-	-	-
C282	Manufacture of special purpose machinery	s	s	s	s	s	s
C310	Manufacture of furniture	4	4,042	3,917	125	-	-
C331	Repair of fabricated metal products, machinery and equipment	5	6,499	380	3,270	2,850	-
	<b>V - Bicol Region</b>	<b>760</b>	<b>48,991,296</b>	<b>46,534,335</b>	<b>1,431,806</b>	<b>486,968</b>	<b>217,275</b>
C101	Processing and preserving of meat	15	152,671	37,671	-	114,600	-
C102	Processing and preserving of fish, crustaceans and mollusks	24	366,034	126,573	1,591	237,867	-
C103	Processing and preserving of fruits and vegetables	7	124,267	17,315	106,897	-	-
C104	Manufacture of vegetable and animal oils and fats	7	5,400,646	5,097,962	158,381	-	81,867
C105	Manufacture of dairy products	4	461,728	461,728	-	-	-
C106	Manufacture of grain mill products, starches and starch products	127	3,501,962	3,208,527	218,958	54,245	20,226
C107	Manufacture of other food products	261	2,025,628	1,689,851	253,260	-	82,414
C108	Manufacture of prepared animal feeds	5	3,650,268	3,555,781	-	-	-
C110	Manufacture of beverages	84	9,021,312	8,905,756	-	-	32,477
C120	Manufacture of tobacco products	s	s	s	s	s	s
C131	Spinning, weaving and finishing of textiles	4	2,012	2,001	11	-	-
C139	Manufacture of other textiles	10	917,765	480,246	436,068	-	-
C141	Manufacture of wearing apparel, except fur apparel	34	85,903	43,605	42,223	50	-
C142	Custom tailoring and dressmaking						
C152	Manufacture of footwear	s	s	s	s	s	s
C162	Manufacture of products of wood, cork, straw and plaiting materials	19	558,183	433,736	124,367	-	-
C170	Manufacture of paper and paper products	s	s	s	s	s	s
C181	Printing and service activities related to printing	63	497,482	497,482	-	-	-
C192	Manufacture of refined petroleum products	s	s	s	s	s	s
C201	Manufacture of basic chemicals	3	5,321	5,321	-	-	-
C210	Manufacture of pharmaceuticals, medicinal chemical and botanical products	s	s	s	s	s	s
C231	Manufacture of glass and glass products	19	4,537,800	4,456,696	80,500	-	210
C239	Manufacture of non-metallic mineral products, n.e.c.						
C241	Manufacture of basic iron and steel	5	15,307,020	15,283,389	3,701	-	82
C242	Manufacture of basic precious and other non-ferrous metals						

*Continued*



TABLE 4.1 - *Continued*

2009 PSIC Code	Region/ Industry Description	Number of Establishments	Revenue				
			Total	Sale of Products and By-Products	Sale of Goods	Revenue from Industrial Service Done for Others	Revenue from Non-Industrial Service Done for Others
		(1)	(2)	(3)	(4)	(5)	(6)
C251	Manufacture of structural metal products, tanks, reservoirs and steam generators	4	99,756	93,752	5,850	155	-
C259	Manufacture of other fabricated metal products; metal working service activities	22	58,800	58,800	-	-	-
C282	Manufacture of special purpose machinery	3	34,254	34,254	-	-	-
C293	Manufacture of parts and accessories for motor vehicles	s	s	s	s	s	s
C310	Manufacture of furniture	14	156,543	156,543	-	-	-
C329	Other manufacturing, n.e.c.	9	20,918	20,918	-	-	-
C331	Repair of fabricated metal products, machinery and equipment	9	25,187	3,448	-	21,109	-
	<b>VI - Western Visayas</b>	<b>1,208</b>	<b>85,185,183</b>	<b>79,310,264</b>	<b>1,185,918</b>	<b>3,396,741</b>	<b>108,085</b>
C101	Processing and preserving of meat	15	124,097	103,347	-	20,000	750
C102	Processing and preserving of fish, crustaceans and mollusks	20	330,619	329,341	-	-	-
C103	Processing and preserving of fruits and vegetables	3	24,003	9,327	5,824	-	4,670
C104	Manufacture of vegetable and animal oils and fats	3	209,297	202,381	-	2,227	-
C105	Manufacture of dairy products	4	7,371	6,846	-	-	525
C106	Manufacture of grain mill products, starches and starch products	77	4,893,764	4,761,787	-	107,500	18,551
C107	Manufacture of other food products	594	39,144,835	35,934,980	44,905	1,976,897	68,690
C108	Manufacture of prepared animal feeds	3	4,632,882	3,741,114	891,120	-	-
C110	Manufacture of beverages	180	19,892,547	19,861,459	-	-	-
C131	Spinning, weaving and finishing of textiles	5	106,991	106,991	-	-	-
C139	Manufacture of other textiles	3	5,496	3,885	1,611	-	-
C141	Manufacture of wearing apparel, except fur apparel	12	99,029	99,027	-	-	-
C142	Custom tailoring and dressmaking	28	273,802	273,802	-	-	-
C161	Sawmilling and planing of wood	11	102,407	102,224	-	-	-
C162	Manufacture of products of wood, cork, straw and plaiting materials						
C170	Manufacture of paper and paper products	s	s	s	s	s	s
C181	Printing and service activities related to printing	79	443,638	443,350	-	-	-
C199	Manufacture of other fuel products	s	s	s	s	s	s
C201	Manufacture of basic chemicals	10	9,218,786	8,104,117	-	1,098,794	-
C202	Manufacture of other chemical products, n.e.c.	3	7,412	7,390	-	22	-
C210	Manufacture of pharmaceuticals, medicinal chemical and botanical products	4	86,091	86,091	-	-	-
C222	Manufacture of plastic products	8	973,009	962,948	-	9,988	-
C231	Manufacture of glass and glass products	49	2,011,536	1,964,536	46,661	-	-
C239	Manufacture of non-metallic mineral products, n.e.c.						
C241	Manufacture of basic iron and steel						
C243	Casting of metals	8	317,437	316,497	-	860	61

*Continued*

TABLE 4.1 - *Continued*

2009 PSIC Code	Region/ Industry Description	Number of Establishments	Revenue				
			Total	Sale of Products and By-Products	Sale of Goods	Revenue from Industrial Service Done for Others	Revenue from Non-Industrial Service Done for Others
		(1)	(2)	(3)	(4)	(5)	(6)
C251	Manufacture of structural metal products, tanks, reservoirs and steam generators	4	127,061	127,050	-	-	-
C259	Manufacture of other fabricated metal products; metal working service activities	12	233,508	233,410	-	-	-
C273	Manufacture of wiring and wiring devices	s	s	s	s	s	s
C275	Manufacture of domestic appliances	s	s	s	s	s	s
C282	Manufacture of special purpose machinery	4	532,609	532,609	-	-	-
C310	Manufacture of furniture	44	1,118,737	908,448	195,795	-	14,494
C329	Other manufacturing, n.e.c.	5	91,634	73,025	-	18,150	343
C331	Repair of fabricated metal products, machinery and equipment	19	162,304	-	-	162,304	-
	<b>VII - Central Visayas</b>	<b>2,853</b>	<b>396,809,067</b>	<b>380,402,698</b>	<b>4,842,984</b>	<b>7,910,447</b>	<b>728,849</b>
C101	Processing and preserving of meat	28	17,633,378	17,160,840	371,737	-	81,832
C102	Processing and preserving of fish, crustaceans and mollusks	36	7,570,404	7,277,214	289,156	2,552	-
C103	Processing and preserving of fruits and vegetables	15	5,026,189	4,491,948	526,607	-	6,623
C104	Manufacture of vegetable and animal oils and fats	11	5,720,621	5,604,750	-	-	93,781
C105	Manufacture of dairy products	7	1,041,536	1,032,475	268	-	-
C106	Manufacture of grain mill products, starches and starch products	40	5,163,507	2,505,948	-	2,657,123	-
C107	Manufacture of other food products	1,297	14,693,975	14,205,994	280,097	156,757	18,958
C108	Manufacture of prepared animal feeds	10	34,518,898	33,869,464	-	20,289	99,725
C110	Manufacture of beverages	367	76,099,539	75,579,982	55,639	205,473	151,467
C131	Spinning, weaving and finishing of textiles	3	15,170	15,157	13	-	-
C139	Manufacture of other textiles	18	354,089	349,359	-	-	-
C141	Manufacture of wearing apparel, except fur apparel	43	9,737,524	9,187,767	-	453,159	45,013
C142	Custom tailoring and dressmaking	24	57,600	57,600	-	-	-
C151	Tanning and dressing of leather; manufacture of luggage and handbags	s	s	s	s	s	s
C152	Manufacture of footwear	14	890,750	890,513	-	-	-
C161	Sawmilling and planing of wood	29	3,174,549	1,808,656	538,660	-	-
C162	Manufacture of products of wood, cork, straw and plaiting materials						
C170	Manufacture of paper and paper products	24	4,373,202	4,372,442	-	-	-
C181	Printing and service activities related to printing	222	8,504,027	8,503,681	-	-	-
C199	Manufacture of other fuel products	s	s	s	s	s	s
C201	Manufacture of basic chemicals	19	10,521,475	10,521,470	-	-	-
C202	Manufacture of other chemical products, n.e.c.	36	5,693,109	5,647,164	-	-	1,319
C203	Manufacture of man-made fibers						
C210	Manufacture of pharmaceuticals, medicinal chemical and botanical products						
		8	1,262,162	1,261,911	-	-	4

*Continued*

TABLE 4.1 - *Continued*

2009 PSIC Code	Region/ Industry Description	Number of Establishments	Revenue				
			Total	Sale of Products and By-Products	Sale of Goods	Revenue from Industrial Service Done for Others	Revenue from Non-Industrial Service Done for Others
		(1)	(2)	(3)	(4)	(5)	(6)
C221	Manufacture of rubber products	9	2,621,350	2,580,553	-	-	14,014
C222	Manufacture of plastic products	70	13,461,108	11,059,855	2,379,480	-	9,699
C231	Manufacture of glass and glass products	9	1,294,684	1,206,832	12,486	72,205	840
C239	Manufacture of non-metallic mineral products, n.e.c.	76	25,404,280	25,157,672	41,000	-	111,567
C241	Manufacture of basic iron and steel	27	24,018,516	21,818,995	57,767	2,094,340	33,135
C242	Manufacture of basic precious and other non-ferrous metals						
C243	Casting of metals						
C251	Manufacture of structural metal products, tanks, reservoirs and steam generators	19	1,336,073	1,203,137	108,426	-	8,219
C252	Manufacture of weapons and ammunition	s	s	s	s	s	s
C259	Manufacture of other fabricated metal products; metal working service activities	47	4,307,965	4,242,812	-	-	6,482
C261	Manufacture of electronic components	13	25,779,076	25,544,738	-	-	2,129
C262	Manufacture of computers and peripheral equipment and accessories	4	6,195,222	6,188,391	-	-	669
C263	Manufacture of communication equipment						
C265	Manufacture of measuring, testing, navigating and control equipment; watches and clocks						
C267	Manufacture of optical instruments and photographic equipment	13	5,591,883	5,558,515	-	-	4,967
C271	Manufacture of electric motors, generators, transformers and electricity distribution and control apparatus	3	1,794,722	1,791,950	-	-	-
C273	Manufacture of wiring and wiring devices	s	s	s	s	s	s
C274	Manufacture of electric lighting equipment	4	795,663	791,561	-	-	3,651
C275	Manufacture of domestic appliances	3	1,754,458	1,753,948	-	-	-
C281	Manufacture of general purpose machinery	8	2,904,400	2,876,278	-	-	-
C282	Manufacture of special purpose machinery	7	415,708	413,099	-	-	-
C291	Manufacture of motor vehicles	8	3,216,013	3,214,838	-	-	-
C292	Manufacture of bodies (coachwork) for motor vehicles; manufacture of trailers and semi-trailers	10	11,033,369	10,721,812	101	282,480	3,000
C293	Manufacture of parts and accessories for motor vehicles						
C301	Building of ships and boats	6	5,185,526	5,124,505	-	26,174	-
C309	Manufacture of transport equipment, n.e.c.	s	s	s	s	s	s
C310	Manufacture of furniture	133	9,368,007	9,223,928	-	-	10,673
C321	Manufacture of jewelry, bijouterie and related articles	37	1,315,018	1,309,899	-	-	-
C322	Manufacture of musical instruments	s	s	s	s	s	s
C323	Manufacture of sports goods	s	s	s	s	s	s
C324	Manufacture of games and toys	3	1,097,567	1,079,795	-	-	10,301
C325	Manufacture of medical and dental instruments and supplies	5	2,407,062	2,406,920	-	-	-
C329	Other manufacturing, n.e.c.	18	406,332	396,499	1,096	921	-

*Continued*

TABLE 4.1 - *Continued*

2009 PSIC Code	Region/ Industry Description	Number of Establishments	Revenue				
			Total	Sale of Products and By-Products	Sale of Goods	Revenue from Industrial Service Done for Others	Revenue from Non-Industrial Service Done for Others
		(1)	(2)	(3)	(4)	(5)	(6)
C331	Repair of fabricated metal products, machinery and equipment	54	25,896,391	24,637,840	-	756,240	10,627
	<b>VIII - Eastern Visayas</b>	<b>871</b>	<b>58,542,623</b>	<b>49,093,406</b>	<b>9,202,359</b>	<b>38,432</b>	<b>197,338</b>
C101	Processing and preserving of meat	s	s	s	s	s	s
C102	Processing and preserving of fish, crustaceans and mollusks	3	309,371	309,244	-	-	-
C103	Processing and preserving of fruits and vegetables	s	s	s	s	s	s
C104	Manufacture of vegetable and animal oils and fats	6	3,963,574	3,963,574	-	-	-
C106	Manufacture of grain mill products, starches and starch products	97	8,804,549	1,513,487	7,261,447	26,558	3,003
C107	Manufacture of other food products	529	5,461,297	5,408,764	52,465	-	-
C110	Manufacture of beverages	108	2,414,705	1,094,064	1,319,181	-	-
C139	Manufacture of other textiles	s	s	s	s	s	s
C142	Custom tailoring and dressmaking	3	3,926	3,926	-	-	-
C162	Manufacture of products of wood, cork, straw and plaiting materials	s	s	s	s	s	s
C170	Manufacture of paper and paper products	3	605,937	605,937	-	-	-
C181	Printing and service activities related to printing	36	157,141	97,256	59,570	263	-
C192	Manufacture of refined petroleum products	s	s	s	s	s	s
C201	Manufacture of basic chemicals	7	4,756,513	4,706,167	50,000	-	-
C202	Manufacture of other chemical products, n.e.c.						
C210	Manufacture of pharmaceuticals, medicinal chemical and botanical products	s	s	s	s	s	s
C221	Manufacture of rubber products	s	s	s	s	s	s
C222	Manufacture of plastic products	s	s	s	s	s	s
C231	Manufacture of glass and glass products	6	39,187	18,633	20,107	447	-
C239	Manufacture of non-metallic mineral products, n.e.c.	18	695,428	471,195	155,300	-	68,656
C242	Manufacture of basic precious and other non-ferrous metals	s	s	s	s	s	s
C243	Casting of metals	s	s	s	s	s	s
C251	Manufacture of structural metal products, tanks, reservoirs and steam generators	s	s	s	s	s	s
C259	Manufacture of other fabricated metal products; metal working service activities	18	335,607	165,604	169,751	252	-
C273	Manufacture of wiring and wiring devices	s	s	s	s	s	s
C282	Manufacture of special purpose machinery	s	s	s	s	s	s
C310	Manufacture of furniture	9	5,803	5,771	-	-	-
C329	Other manufacturing, n.e.c.	7	71,127	64,581	660	-	5,780
C331	Repair of fabricated metal products, machinery and equipment	6	13,793	2,880	-	10,913	

*Continued*

TABLE 4.1 - *Continued*

2009 PSIC Code	Region/ Industry Description	Number of Establishments	Revenue				
			Total	Sale of Products and By-Products	Sale of Goods	Revenue from Industrial Service Done for Others	Revenue from Non-Industrial Service Done for Others
		(1)	(2)	(3)	(4)	(5)	(6)
	<b>IX - Zamboanga Peninsula</b>	<b>522</b>	<b>39,238,045</b>	<b>35,224,279</b>	<b>3,193,694</b>	<b>131,747</b>	<b>406,530</b>
C101	Processing and preserving of meat	6	447,539	445,277	2,261	-	-
C102	Processing and preserving of fish, crustaceans and mollusks	23	8,129,796	6,668,871	1,460,325	-	-
C103	Processing and preserving of fruits and vegetables	s	s	s	s	s	s
C104	Manufacture of vegetable and animal oils and fats	4	10,785,900	10,373,596	-	-	400,079
C105	Manufacture of dairy products	s	s	s	s	s	s
C106	Manufacture of grain mill products, starches and starch products	79	1,816,480	244,110	1,519,959	52,411	-
C107	Manufacture of other food products	244	3,110,161	3,095,798	7,950	-	6,413
C108	Manufacture of prepared animal feeds	s	s	s	s	s	s
C110	Manufacture of beverages	53	11,284,819	11,019,114	-	718	-
C142	Custom tailoring and dressmaking	10	14,896	14,896	-	-	-
C161	Sawmilling and planing of wood	3	736,381	704,347	32,030	-	-
C162	Manufacture of products of wood, cork, straw and plaiting materials						
C181	Printing and service activities related to printing	33	158,363	68,140	53,173	37,050	-
C202	Manufacture of other chemical products, n.e.c.	s	s	s	s	s	s
C221	Manufacture of rubber products	5	157,100	155,149	-	-	11
C222	Manufacture of plastic products	3	73,937	56,967	16,870	-	-
C231	Manufacture of glass and glass products	12	120,233	92,677	27,376	-	-
C239	Manufacture of non-metallic mineral products, n.e.c.						
C241	Manufacture of basic iron and steel	s	s	s	s	s	s
C251	Manufacture of structural metal products, tanks, reservoirs and steam generators	s	s	s	s	s	s
C259	Manufacture of other fabricated metal products; metal working service activities	5	2,023,530	2,023,300	-	-	-
C301	Building of ships and boats	s	s	s	s	s	s
C310	Manufacture of furniture	13	182,292	117,420	64,872	-	-
C324	Manufacture of games and toys	7	23,022	2,302	-	19,200	-
C329	Other manufacturing, n.e.c.						
C331	Repair of fabricated metal products, machinery and equipment	14	69,752	47,495	4,361	17,897	-
	<b>X - Northern Mindanao</b>	<b>774</b>	<b>182,037,129</b>	<b>170,724,807</b>	<b>8,805,040</b>	<b>911,074</b>	<b>376,672</b>
C101	Processing and preserving of meat	14	595,728	523,745	1,186	51,262	17,216
C102	Processing and preserving of fish, crustaceans and mollusks	s	s	s	s	s	s
C103	Processing and preserving of fruits and vegetables	12	21,720,541	21,554,919	57,190	-	-
C104	Manufacture of vegetable and animal oils and fats	10	14,536,485	6,393,526	7,247,124	475,027	47,702
C105	Manufacture of dairy products	6	24,867,988	24,867,165	664	-	72

*Continued*

TABLE 4.1 - *Continued*

2009 PSIC Code	Region/ Industry Description	Number of Establishments	Revenue				
			Total	Sale of Products and By-Products	Sale of Goods	Revenue from Industrial Service Done for Others	Revenue from Non-Industrial Service Done for Others
		(1)	(2)	(3)	(4)	(5)	(6)
C106	Manufacture of grain mill products, starches and starch products	85	26,124,970	24,885,487	1,120,000	-	38,607
C107	Manufacture of other food products	311	18,261,985	18,024,179	37,900	-	7,447
C108	Manufacture of prepared animal feeds	6	206,542	197,526	-	-	8,992
C110	Manufacture of beverages	51	35,981,149	35,914,197	-	600	188
C139	Manufacture of other textiles	s	s	s	s	s	s
C141	Manufacture of wearing apparel, except fur apparel	4	50,430	50,005	425	-	-
C142	Custom tailoring and dressmaking	25	76,756	49,804	26,952	-	-
C152	Manufacture of footwear	s	s	s	s	s	s
C161	Sawmilling and planing of wood	21	1,221,982	1,221,982	-	-	-
C162	Manufacture of products of wood, cork, straw and plaiting materials	9	225,518	209,348	16,170	-	-
C170	Manufacture of paper and paper products	8	5,308,468	5,245,124	-	-	428
C181	Printing and service activities related to printing	70	3,560,238	3,440,505	-	119,733	-
C192	Manufacture of refined petroleum products	s	s	s	s	s	s
C201	Manufacture of basic chemicals	10	21,164,460	20,732,296	158,895	-	161,207
C202	Manufacture of other chemical products, n.e.c.	4	1,846,296	1,776,610	4,194	-	-
C210	Manufacture of pharmaceuticals, medicinal chemical and botanical products	s	s	s	s	s	s
C221	Manufacture of rubber products	s	s	s	s	s	s
C222	Manufacture of plastic products	5	172,627	172,609	-	-	-
C231	Manufacture of glass and glass products	27	860,611	847,181	-	6,856	6,575
C239	Manufacture of non-metallic mineral products, n.e.c.						
C241	Manufacture of basic iron and steel	11	3,779,775	3,569,636	-	-	69,003
C243	Casting of metals	s	s	s	s	s	s
C251	Manufacture of structural metal products, tanks, reservoirs and steam generators	5	7,226	7,226	-	-	-
C252	Manufacture of weapons and ammunition	s	s	s	s	s	s
C259	Manufacture of other fabricated metal products; metal working service activities	11	163,154	52,000	-	104,466	6,687
C282	Manufacture of special purpose machinery	4	359,464	354,625	-	4,839	-
C291	Manufacture of motor vehicles	4	14,344	14,344	-	-	-
C292	Manufacture of bodies (coachwork) for motor vehicles; manufacture of trailers and semi-trailers	s	s	s	s	s	s
C310	Manufacture of furniture	13	282,411	188,541	92,142	-	1,488
C321	Manufacture of jewelry, bijouterie and related articles	3	44,975	44,975	-	-	-
C324	Manufacture of games and toys						
C325	Manufacture of medical and dental instruments and supplies						
C329	Other manufacturing, n.e.c.						
C331	Repair of fabricated metal products, machinery and equipment	28	188,284	19,654	42,081	126,549	-

*Continued*

TABLE 4.1 - *Continued*

2009 PSIC Code	Region/ Industry Description	Number of Establishments	Revenue				
			Total	Sale of Products and By-Products	Sale of Goods	Revenue from Industrial Service Done for Others	Revenue from Non-Industrial Service Done for Others
		(1)	(2)	(3)	(4)	(5)	(6)
	<b>XI - Davao Region</b>	<b>1,173</b>	<b>141,129,163</b>	<b>132,442,866</b>	<b>5,529,590</b>	<b>497,122</b>	<b>557,373</b>
C101	Processing and preserving of meat	14	7,590,567	7,317,485	-	221,324	10,147
C102	Processing and preserving of fish, crustaceans and mollusks	3	50,809	20,667	-	28,942	-
C103	Processing and preserving of fruits and vegetables	15	1,341,679	1,229,145	111,978	-	-
C104	Manufacture of vegetable and animal oils and fats	19	27,164,144	25,429,451	-	566	19
C105	Manufacture of dairy products	3	6,801	6,278	73	-	-
C106	Manufacture of grain mill products, starches and starch products	70	5,922,743	5,376,286	332,367	12,517	201,574
C107	Manufacture of other food products	551	22,784,827	22,245,336	91,732	-	302,072
C108	Manufacture of prepared animal feeds	11	4,626,080	1,724,723	2,892,618	-	8,642
C110	Manufacture of beverages	64	21,772,738	21,735,337	-	59	34,255
C120	Manufacture of tobacco products	s	s	s	s	s	s
C131	Spinning, weaving and finishing of textiles	4	34,792	30,737	-	4,045	-
C139	Manufacture of other textiles	9	140,850	132,100	-	8,750	-
C141	Manufacture of wearing apparel, except fur apparel	4	9,516	9,516	-	-	-
C142	Custom tailoring and dressmaking	53	339,455	308,532	13,877	17,046	-
C152	Manufacture of footwear	4	16,915	10,374	6,250	250	-
C161	Sawmilling and planing of wood	22	1,071,196	989,095	80,387	-	-
C162	Manufacture of products of wood, cork, straw and plaiting materials						
C170	Manufacture of paper and paper products	13	8,904,913	8,896,691	-	-	-
C181	Printing and service activities related to printing	78	5,733,379	5,733,379	-	-	-
C192	Manufacture of refined petroleum products	s	s	s	s	s	s
C201	Manufacture of basic chemicals	11	1,093,790	1,051,847	-	-	-
C202	Manufacture of other chemical products, n.e.c.	17	5,832,215	5,803,478	-	-	-
C210	Manufacture of pharmaceuticals, medicinal chemical and botanical products	4	68,331	67,151	-	-	-
C221	Manufacture of rubber products	4	413,400	413,400	-	-	-
C222	Manufacture of plastic products	28	7,669,275	5,743,589	1,896,843	8,112	174
C231	Manufacture of glass and glass products	4	44,998	31,905	-	13,093	-
C239	Manufacture of non-metallic mineral products, n.e.c.	20	7,508,324	7,443,338	-	-	-
C241	Manufacture of basic iron and steel	17	552,995	552,638	350	-	-
C242	Manufacture of basic precious and other non-ferrous metals	4	462,174	461,388	-	-	490
C243	Casting of metals	s	s	s	s	s	s
C251	Manufacture of structural metal products, tanks, reservoirs and steam generators	12	5,165,563	5,090,238	28,680	45,248	-
C252	Manufacture of weapons and ammunition	s	s	s	s	s	s
C259	Manufacture of other fabricated metal products; metal working service activities	23	1,615,968	1,615,968	-	-	-

*Continued*

TABLE 4.1 - Continued

2009 PSIC Code	Region/ Industry Description	Number of Establishments	Revenue				
			Total	Sale of Products and By-Products	Sale of Goods	Revenue from Industrial Service Done for Others	Revenue from Non-Industrial Service Done for Others
		(1)	(2)	(3)	(4)	(5)	(6)
C265	Manufacture of measuring, testing, navigating and control equipment; watches and clocks	s	s	s	s	s	s
C275	Manufacture of domestic appliances	s	s	s	s	s	s
C279	Manufacture of other electrical equipment	s	s	s	s	s	s
C281	Manufacture of general purpose machinery	3	36,850	31,883	4,967	-	-
C282	Manufacture of special purpose machinery	6	13,619	13,619	-	-	-
C291	Manufacture of motor vehicles	s	s	s	s	s	s
C293	Manufacture of parts and accessories for motor vehicles	s	s	s	s	s	s
C301	Building of ships and boats	}	3	889,506	889,506	-	-
C309	Manufacture of transport equipment, n.e.c.						
C310	Manufacture of furniture	27	1,266,691	1,198,663	64,320	2,400	-
C321	Manufacture of jewelry, bijouterie and related articles	s	s	s	s	s	s
C329	Other manufacturing, n.e.c.	6	118,666	109,414	4,500	814	-
C331	Repair of fabricated metal products, machinery and equipment	37	199,967	65,362	649	133,956	-
	<b>XII - SOCCSKSARGEN</b>	<b>629</b>	<b>73,558,364</b>	<b>59,790,850</b>	<b>12,172,450</b>	<b>458,765</b>	<b>8,637</b>
C101	Processing and preserving of meat	9	1,179,243	1,175,230	-	2,404	-
C102	Processing and preserving of fish, crustaceans and mollusks	24	25,467,114	24,588,206	25,275	3,312	659
C103	Processing and preserving of fruits and vegetables	3	7,886,205	7,671,732	-	-	-
C104	Manufacture of vegetable and animal oils and fats	5	15,766,434	4,810,414	10,915,550	-	6,237
C105	Manufacture of dairy products	s	s	s	s	s	s
C106	Manufacture of grain mill products, starches and starch products	110	8,416,545	7,688,230	728,264	-	-
C107	Manufacture of other food products	203	4,482,620	4,025,259	435,000	-	-
C108	Manufacture of prepared animal feeds	5	369,499	367,271	-	-	541
C110	Manufacture of beverages	37	62,456	62,456	-	-	-
C131	Spinning, weaving and finishing of textiles	}	3	49,738	48,630	1,108	-
C139	Manufacture of other textiles						
C141	Manufacture of wearing apparel, except fur apparel	4	15,311	14,754	-	488	-
C142	Custom tailoring and dressmaking	8	6,227	6,227	-	-	-
C152	Manufacture of footwear	s	s	s	s	s	s
C161	Sawmilling and planing of wood	3	54,110	53,294	400	-	200
C162	Manufacture of products of wood, cork, straw and plaiting materials	5	107,651	107,651	-	-	-
C170	Manufacture of paper and paper products	s	s	s	s	s	s
C181	Printing and service activities related to printing	70	2,153,729	2,151,854	-	-	-
C192	Manufacture of refined petroleum products	s	s	s	s	s	s
C201	Manufacture of basic chemicals	4	114,265	113,639	-	-	-
C202	Manufacture of other chemical products, n.e.c.	5	91,688	64,850	-	26,838	-

Continued



TABLE 4.1 - *Continued*

2009 PSIC Code	Region/ Industry Description	Number of Establishments	Revenue				
			Total	Sale of Products and By-Products	Sale of Goods	Revenue from Industrial Service Done for Others	Revenue from Non-Industrial Service Done for Others
		(1)	(2)	(3)	(4)	(5)	(6)
C210	Manufacture of pharmaceuticals, medicinal chemical and botanical products	s	s	s	s	s	s
C221	Manufacture of rubber products	5	166,473	148,473	18,000	-	-
C222	Manufacture of plastic products	s	s	s	s	s	s
C231	Manufacture of glass and glass products	20	676,274	676,174	-	100	-
C239	Manufacture of non-metallic mineral products, n.e.c.						
C241	Manufacture of basic iron and steel	4	20,320	20,320	-	-	-
C243	Casting of metals	s	s	s	s	s	s
C251	Manufacture of structural metal products, tanks, reservoirs and steam generators	4	146,947	146,113	667	167	-
C259	Manufacture of other fabricated metal products; metal working service activities	38	3,834,191	3,829,763	4,000	213	-
C282	Manufacture of special purpose machinery	4	6,167	4,415	189	1,563	-
C301	Building of ships and boats	3	168,651	205	-	167,993	-
C309	Manufacture of transport equipment, n.e.c.						
C310	Manufacture of furniture	11	222,061	220,591	1,470	-	-
C323	Manufacture of sports goods	s	s	s	s	s	s
C331	Repair of fabricated metal products, machinery and equipment	31	1,172,173	893,764	29,489	248,856	-
	<b>XIII - Caraga</b>	<b>440</b>	<b>34,058,281</b>	<b>26,940,279</b>	<b>5,491,541</b>	<b>993,070</b>	<b>115,137</b>
C101	Processing and preserving of meat	4	72,982	-	-	66,380	6,597
C102	Processing and preserving of fish, crustaceans and mollusks	s	s	s	s	s	s
C103	Processing and preserving of fruits and vegetables	s	s	s	s	s	s
C104	Manufacture of vegetable and animal oils and fats	5	1,725,772	1,673,451	-	45,185	313
C106	Manufacture of grain mill products, starches and starch products	49	179,534	22,200	-	136,890	19,886
C107	Manufacture of other food products	185	1,241,899	1,239,477	-	-	2,363
C108	Manufacture of prepared animal feeds	s	s	s	s	s	s
C110	Manufacture of beverages	71	350,212	178,316	3,731	11,207	1,512
C139	Manufacture of other textiles	s	s	s	s	s	s
C142	Custom tailoring and dressmaking	9	2,828	1,958	150	720	-
C152	Manufacture of footwear	s	s	s	s	s	s
C161	Sawmilling and planing of wood	5	80,465	46,934	30,193	3,337	-
C162	Manufacture of products of wood, cork, straw and plaiting materials	10	1,444,351	1,298,364	145,035	-	-
C181	Printing and service activities related to printing	33	456,027	87,899	302,528	2,375	61,515
C199	Manufacture of other fuel products	s	s	s	s	s	s
C201	Manufacture of basic chemicals	5	692,733	642,554	-	-	-
C202	Manufacture of other chemical products, n.e.c.						
C221	Manufacture of rubber products	s	s	s	s	s	s

*Continued*

TABLE 4.1 - *Continued*

2009 PSIC Code	Region/ Industry Description	Number of Establishments	Revenue				
			Total	Sale of Products and By-Products	Sale of Goods	Revenue from Industrial Service Done for Others	Revenue from Non-Industrial Service Done for Others
		(1)	(2)	(3)	(4)	(5)	(6)
C231	Manufacture of glass and glass products }	14	5,341,938	5,299,827	6,300	-	-
C239	Manufacture of non-metallic mineral products, n.e.c. }						
C241	Manufacture of basic iron and steel }						
C242	Manufacture of basic precious and other non-ferrous metals }	3	21,426,572	15,664,470	5,000,000	477,241	21,490
C251	Manufacture of structural metal products, tanks, reservoirs and steam generators }						
C259	Manufacture of other fabricated metal products; metal working service activities }						
C282	Manufacture of special purpose machinery	s	s	s	s	s	s
C301	Building of ships and boats	s	s	s	s	s	s
C309	Manufacture of transport equipment, n.e.c.	s	s	s	s	s	s
C310	Manufacture of furniture	10	71,959	69,408	2,475	-	-
C321	Manufacture of jewelry, bijouterie and related articles	4	3,887	3,527	360	-	-
C324	Manufacture of games and toys }	3	24,349	22,767	-	-	-
C329	Other manufacturing, n.e.c. }						
C331	Repair of fabricated metal products, machinery and equipment						
		10	243,376	-	-	243,376	-
	<b>Autonomous Region in Muslim Mindanao</b>	<b>57</b>	<b>2,999,944</b>	<b>2,937,596</b>	<b>57,252</b>	<b>-</b>	<b>1,145</b>
C101	Processing and preserving of meat	s	s	s	s	s	s
C104	Manufacture of vegetable and animal oils and fats	s	s	s	s	s	s
C106	Manufacture of grain mill products, starches and starch products	21	2,285,552	2,282,525	1,320	-	-
C107	Manufacture of other food products	18	29,014	24,982	3,757	-	-
C108	Manufacture of prepared animal feeds	s	s	s	s	s	s
C110	Manufacture of beverages	7	5,925	5,925	-	-	-
C142	Custom tailoring and dressmaking	s	s	s	s	s	s
C221	Manufacture of rubber products	s	s	s	s	s	s
C239	Manufacture of non-metallic mineral products, n.e.c.	s	s	s	s	s	s
C301	Building of ships and boats	s	s	s	s	s	s
C310	Manufacture of furniture	s	s	s	s	s	s

*Continued*

TABLE 4.1 - *Continued*

2009 PSIC Code	Region/ Industry Description	Revenue					
		Interest Income	Dividend Income	Commissions and Fees Earned	Royalty Income	Franchise Income	Delivery Charges Separately Invoiced to Customers
		(7)	(8)	(9)	(10)	(11)	(12)
	<b>Philippines</b>	<b>11,003,073</b>	<b>12,121,509</b>	<b>1,509,409</b>	<b>485,420</b>	<b>319,515</b>	<b>1,278,909</b>
C101	Processing and preserving of meat	19,827	-	30,067	1,071	-	56,136
C102	Processing and preserving of fish, crustaceans and mollusks	25,201	-	-	-	-	-
C103	Processing and preserving of fruits and vegetables	25,745	9,980	397	-	-	-
C104	Manufacture of vegetable and animal oils and fats	751,386	167,386	219,215	-	-	100,627
C105	Manufacture of dairy products	577,402	598,374	-	-	-	68
C106	Manufacture of grain mill products, starches and starch products	141,892	29,529	38,640	-	-	18,100
C107	Manufacture of other food products	644,749	839,302	18,961	401,661	318,062	749,483
C108	Manufacture of prepared animal feeds	657,463	1,325	3	-	-	246
C110	Manufacture of beverages	284,265	391,735	155,445	-	-	5,870
C120	Manufacture of tobacco products	77,245	3,626,300	-	39,866	-	-
C131	Spinning, weaving and finishing of textiles	58,455	-	-	-	-	-
C139	Manufacture of other textiles	27,145	431	13	2	-	-
C141	Manufacture of wearing apparel, except fur apparel	282,979	20	123	-	-	2
C142	Custom tailoring and dressmaking	23	-	-	-	-	-
C143	Manufacture of knitted and crocheted apparel	443	-	-	-	-	-
C151	Tanning and dressing of leather; manufacture of luggage and handbags	279	-	-	-	-	-
C152	Manufacture of footwear	2,217	-	-	-	-	-
C161	Sawmilling and planing of wood	114	-	-	-	-	216
C162	Manufacture of products of wood, cork, straw and plaiting materials	23,872	-	-	-	-	39
C170	Manufacture of paper and paper products	157,072	3,797	7,015	-	-	-
C181	Printing and service activities related to printing	6,558	124,146	-	-	-	178
C182	Reproduction of recorded media	547	-	-	-	-	-
C192	Manufacture of refined petroleum products	1,000,781	4,927,236	-	-	-	-
C199	Manufacture of other fuel products	951	-	-	-	-	-
C201	Manufacture of basic chemicals	288,873	55,469	418	-	62	35,595
C202	Manufacture of other chemical products, n.e.c.	171,602	251	1,236	-	-	630
C203	Manufacture of man-made fibers	19	-	-	-	-	-
C210	Manufacture of pharmaceuticals, medicinal chemical and botanical products	4,475	9	7	-	-	5
C221	Manufacture of rubber products	11,215	-	-	-	-	327
C222	Manufacture of plastic products	195,496	211	-	-	-	102
C231	Manufacture of glass and glass products	74,771	-	-	-	-	-
C239	Manufacture of non-metallic mineral products, n.e.c.	1,814,421	34,771	4,903	23,576	1,391	8,620
C241	Manufacture of basic iron and steel	37,912	1,662	-	1,996	-	53,905
C242	Manufacture of basic precious and other non-ferrous metals	194,588	1,383	3,951	-	-	-

*Continued*

TABLE 4.1 - *Continued*

2009 PSIC Code	Region/ Industry Description	Revenue					
		Interest Income	Dividend Income	Commissions and Fees Earned	Royalty Income	Franchise Income	Delivery Charges Separately Invoiced to Customers
		(7)	(8)	(9)	(10)	(11)	(12)
C243	Casting of metals	7,604	12,521	-	-	-	-
C251	Manufacture of structural metal products, tanks, reservoirs and steam generators	65,782	2,951	5,906	-	-	2,633
C252	Manufacture of weapons and ammunition	305	-	-	-	-	-
C259	Manufacture of other fabricated metal products; metal working service activities	76,072	79,223	11,000	-	-	254
C261	Manufacture of electronic components	1,180,369	7,237	322	-	-	-
C262	Manufacture of computers and peripheral equipment and accessories	269,994	-	-	-	-	2,028
C263	Manufacture of communication equipment	452	-	-	-	-	-
C264	Manufacture of consumer electronics	639	4	-	-	-	-
C265	Manufacture of measuring, testing, navigating and control equipment; watches and clocks	3,873	-	-	-	-	-
C267	Manufacture of optical instruments and photographic equipment	11,106	1,663	-	-	-	-
C271	Manufacture of electric motors, generators, transformers and electricity distribution and control apparatus	13,325	5,624	-	-	-	-
C272	Manufacture of batteries and accumulators	287,646	45,117	-	-	-	-
C273	Manufacture of wiring and wiring devices	8,542	82,149	-	-	-	2,516
C274	Manufacture of electric lighting equipment	7,319	-	-	-	-	6,264
C275	Manufacture of domestic appliances	466	63	-	-	-	-
C279	Manufacture of other electrical equipment	32,588	-	-	-	-	-
C281	Manufacture of general purpose machinery	188,047	2,635	-	-	-	-
C282	Manufacture of special purpose machinery	79,593	4,056	-	-	-	205
C291	Manufacture of motor vehicles	255,861	529,554	7,510	-	-	-
C292	Manufacture of bodies (coachwork) for motor vehicles; manufacture of trailers and semi-trailers	2,678	28,304	-	-	-	-
C293	Manufacture of parts and accessories for motor vehicles	579,555	41,436	-	16,854	-	-
C301	Building of ships and boats	14,414	405,108	1,000,000	-	-	-
C303	Manufacture of air and spacecraft and related machinery	5,938	-	-	-	-	-
C309	Manufacture of transport equipment, n.e.c.	50,216	6,904	3,427	-	-	-
C310	Manufacture of furniture	68,730	-	-	393	-	222,217
C321	Manufacture of jewelry, bijouterie and related articles	265	-	-	-	-	67
C322	Manufacture of musical instruments	-	-	-	-	-	-
C323	Manufacture of sports goods	4,348	64	-	-	-	-
C324	Manufacture of games and toys	4,496	100	50	-	-	20
C325	Manufacture of medical and dental instruments and supplies	18,665	49,390	-	-	-	-
C329	Other manufacturing, n.e.c.	6,502	15	800	-	-	12,558
C331	Repair of fabricated metal products, machinery and equipment	197,699	4,075	-	-	-	-
C332	Installation of industrial machinery and equipment	-	-	-	-	-	-

*Continued*

TABLE 4.1 - *Continued*

2009 PSIC Code	Region/ Industry Description	Revenue					
		Interest Income	Dividend Income	Commissions and Fees Earned	Royalty Income	Franchise Income	Delivery Charges Separately Invoiced to Customers
		(7)	(8)	(9)	(10)	(11)	(12)
	<b>National Capital Region</b>	<b>1,774,200</b>	<b>4,597,216</b>	<b>6,725</b>	<b>376,323</b>	<b>288,277</b>	<b>125,496</b>
C101	Processing and preserving of meat	1,308	-	6,722	1,071	-	56,099
C102	Processing and preserving of fish, crustaceans and mollusks	5,839	-	-	-	-	-
C103	Processing and preserving of fruits and vegetables	-	-	-	-	-	-
C104	Manufacture of vegetable and animal oils and fats	659	-	-	-	-	-
C105	Manufacture of dairy products	417,483	598,374	-	-	-	-
C106	Manufacture of grain mill products, starches and starch products	85,094	29,145	-	-	-	-
C107	Manufacture of other food products	384,717	-	-	375,251	288,277	11,094
C108	Manufacture of prepared animal feeds	-	-	-	-	-	-
C110	Manufacture of beverages	10,526	100,794	-	-	-	-
C120	Manufacture of tobacco products	38,304	3,626,300	-	-	-	-
C131	Spinning, weaving and finishing of textiles	57,894	-	-	-	-	-
C139	Manufacture of other textiles	872	-	-	-	-	-
C141	Manufacture of wearing apparel, except fur apparel	794	-	-	-	-	-
C142	Custom tailoring and dressmaking	23	-	-	-	-	-
C143	Manufacture of knitted and crocheted apparel	26	-	-	-	-	-
C151	Tanning and dressing of leather; manufacture of luggage and handbags	-	-	-	-	-	-
C152	Manufacture of footwear	1,069	-	-	-	-	-
C161	Sawmilling and planing of wood	-	-	-	-	-	-
C162	Manufacture of products of wood, cork, straw and plaiting materials	-	-	-	-	-	-
C170	Manufacture of paper and paper products	1,812	2	-	-	-	-
C181	Printing and service activities related to printing	1,148	123,196	-	-	-	-
C182	Reproduction of recorded media	-	-	-	-	-	-
C192	Manufacture of refined petroleum products	846	-	-	-	-	-
C199	Manufacture of other fuel products						
C201	Manufacture of basic chemicals	192,126	55,469	-	-	-	-
C202	Manufacture of other chemical products, n.e.c.	107,320	-	-	-	-	-
C203	Manufacture of man-made fibers						
C210	Manufacture of pharmaceuticals, medicinal chemical and botanical products	178	-	-	-	-	-
C221	Manufacture of rubber products	205	-	-	-	-	-
C222	Manufacture of plastic products	69,045	-	-	-	-	-
C231	Manufacture of glass and glass products	-	-	-	-	-	-
C239	Manufacture of non-metallic mineral products, n.e.c.	32,080	-	-	-	-	-
C241	Manufacture of basic iron and steel	4,168	48	-	-	-	53,905
C242	Manufacture of basic precious and other non-ferrous metals	39	-	-	-	-	-
C243	Casting of metals	-	-	-	-	-	-

*Continued*

TABLE 4.1 - *Continued*

2009 PSIC Code	Region/ Industry Description	Revenue					
		Interest Income	Dividend Income	Commissions and Fees Earned	Royalty Income	Franchise Income	Delivery Charges Separately Invoiced to Customers
		(7)	(8)	(9)	(10)	(11)	(12)
C251	Manufacture of structural metal products, tanks, reservoirs and steam generators	955	-	-	-	-	-
C252	Manufacture of weapons and ammunition	233	-	-	-	-	-
C259	Manufacture of other fabricated metal products; metal working service activities	24,458	-	-	-	-	-
C261	Manufacture of electronic components	156,033	1,736	3	-	-	-
C262	Manufacture of computers and peripheral equipment and accessories	62	-	-	-	-	2,028
C263	Manufacture of communication equipment						
C264	Manufacture of consumer electronics	82	4	-	-	-	-
C265	Manufacture of measuring, testing, navigating and control equipment; watches and clocks						
C267	Manufacture of optical instruments and photographic equipment	165	-	-	-	-	-
C271	Manufacture of electric motors, generators, transformers and electricity distribution and control apparatus	-	-	-	-	-	-
C272	Manufacture of batteries and accumulators	140,822	22,559	-	-	-	-
C273	Manufacture of wiring and wiring devices	328	-	-	-	-	2,371
C274	Manufacture of electric lighting equipment	34	-	-	-	-	-
C275	Manufacture of domestic appliances	-	-	-	-	-	-
C279	Manufacture of other electrical equipment	s	s	s	s	s	s
C281	Manufacture of general purpose machinery	3,388	-	-	-	-	-
C282	Manufacture of special purpose machinery	4,700	4,005	-	-	-	-
C291	Manufacture of motor vehicles	625	-	-	-	-	-
C292	Manufacture of bodies (coachwork) for motor vehicles; manufacture of trailers and semi-trailers	-	28,304	-	-	-	-
C293	Manufacture of parts and accessories for motor vehicles	16,592	-	-	-	-	-
C301	Building of ships and boats	-	-	-	-	-	-
C303	Manufacture of air and spacecraft and related machinery						
C309	Manufacture of transport equipment, n.e.c.	2,503	6,520	-	-	-	-
C310	Manufacture of furniture	470	-	-	-	-	-
C321	Manufacture of jewelry, bijouterie and related articles	-	-	-	-	-	-
C322	Manufacture of musical instruments	s	s	s	s	s	s
C323	Manufacture of sports goods	32	64	-	-	-	-
C324	Manufacture of games and toys	18	-	-	-	-	-
C325	Manufacture of medical and dental instruments and supplies	156	696	-	-	-	-
C329	Other manufacturing, n.e.c.	-	-	-	-	-	-
C331	Repair of fabricated metal products, machinery and equipment	-	-	-	-	-	-
C332	Installation of industrial machinery and equipment	s	s	s	s	s	s

*Continued*

TABLE 4.1 - *Continued*

2009 PSIC Code	Region/ Industry Description	Revenue					
		Interest Income	Dividend Income	Commissions and Fees Earned	Royalty Income	Franchise Income	Delivery Charges Separately Invoiced to Customers
		(7)	(8)	(9)	(10)	(11)	(12)
	<b>Cordillera Administrative Region</b>	<b>136,205</b>	<b>-</b>	<b>389</b>	<b>-</b>	<b>-</b>	<b>37</b>
C101	Processing and preserving of meat	s	s	s	s	s	s
C103	Processing and preserving of fruits and vegetables	-	-	-	-	-	-
C105	Manufacture of dairy products	s	s	s	s	s	s
C106	Manufacture of grain mill products, starches and starch products	192	-	389	-	-	-
C107	Manufacture of other food products	-	-	-	-	-	-
C110	Manufacture of beverages	-	-	-	-	-	-
C131	Spinning, weaving and finishing of textiles	356	-	-	-	-	-
C139	Manufacture of other textiles						
C141	Manufacture of wearing apparel, except fur apparel	s	s	s	s	s	s
C142	Custom tailoring and dressmaking	-	-	-	-	-	-
C162	Manufacture of products of wood, cork, straw and plaiting materials	s	s	s	s	s	s
C170	Manufacture of paper and paper products	s	s	s	s	s	s
C181	Printing and service activities related to printing	105	-	-	-	-	-
C201	Manufacture of basic chemicals	s	s	s	s	s	s
C202	Manufacture of other chemical products, n.e.c.	s	s	s	s	s	s
C221	Manufacture of rubber products	104	-	-	-	-	-
C222	Manufacture of plastic products						
C231	Manufacture of glass and glass products	s	s	s	s	s	s
C239	Manufacture of non-metallic mineral products, n.e.c.	s	s	s	s	s	s
C241	Manufacture of basic iron and steel	s	s	s	s	s	s
C242	Manufacture of basic precious and other non-ferrous metals	s	s	s	s	s	s
C251	Manufacture of structural metal products, tanks, reservoirs and steam generators	-	-	-	-	-	-
C259	Manufacture of other fabricated metal products; metal working service activities	-	-	-	-	-	-
C261	Manufacture of electronic components	130,098	-	-	-	-	-
C281	Manufacture of general purpose machinery	-	-	-	-	-	-
C282	Manufacture of special purpose machinery						
C303	Manufacture of air and spacecraft and related machinery	s	s	s	s	s	s
C310	Manufacture of furniture	s	s	s	s	s	s
C321	Manufacture of jewelry, bijouterie and related articles	s	s	s	s	s	s
C331	Repair of fabricated metal products, machinery and equipment	-	-	-	-	-	-
	<b>I - Ilocos Region</b>	<b>40,827</b>	<b>-</b>	<b>36</b>	<b>-</b>	<b>-</b>	<b>3,295</b>
C101	Processing and preserving of meat	20	-	-	-	-	-
C102	Processing and preserving of fish, crustaceans and mollusks	-	-	-	-	-	-

*Continued*

TABLE 4.1 - *Continued*

2009 PSIC Code	Region/ Industry Description	Revenue					
		Interest Income	Dividend Income	Commissions and Fees Earned	Royalty Income	Franchise Income	Delivery Charges Separately Invoiced to Customers
		(7)	(8)	(9)	(10)	(11)	(12)
C103	Processing and preserving of fruits and vegetables	s	s	s	s	s	s
C105	Manufacture of dairy products	s	s	s	s	s	s
C106	Manufacture of grain mill products, starches and starch products	-	-	-	-	-	-
C107	Manufacture of other food products	49	-	-	-	-	2,243
C108	Manufacture of prepared animal feeds	38	-	-	-	-	-
C110	Manufacture of beverages	32,195	-	-	-	-	-
C120	Manufacture of tobacco products	1,896	-	-	-	-	-
C131	Spinning, weaving and finishing of textiles	-	-	-	-	-	-
C141	Manufacture of wearing apparel, except fur apparel	-	-	-	-	-	-
C142	Custom tailoring and dressmaking	-	-	-	-	-	-
C162	Manufacture of products of wood, cork, straw and plaiting materials	-	-	-	-	-	-
C170	Manufacture of paper and paper products	s	s	s	s	s	s
C181	Printing and service activities related to printing	-	-	-	-	-	-
C201	Manufacture of basic chemicals	6,445	-	36	-	-	300
C202	Manufacture of other chemical products, n.e.c.						
C210	Manufacture of pharmaceuticals, medicinal chemical and botanical products						
C221	Manufacture of rubber products	s	s	s	s	s	s
C222	Manufacture of plastic products	s	s	s	s	s	s
C239	Manufacture of non-metallic mineral products, n.e.c.	-	-	-	-	-	-
C241	Manufacture of basic iron and steel	43	-	-	-	-	-
C251	Manufacture of structural metal products, tanks, reservoirs and steam generators	-	-	-	-	-	747
C259	Manufacture of other fabricated metal products; metal working service activities	113	-	-	-	-	-
C282	Manufacture of special purpose machinery	-	-	-	-	-	-
C292	Manufacture of bodies (coachwork) for motor vehicles; manufacture of trailers and semi-trailers	-	-	-	-	-	-
C293	Manufacture of parts and accessories for motor vehicles	-	-	-	-	-	-
C309	Manufacture of transport equipment, n.e.c.	s	s	s	s	s	s
C310	Manufacture of furniture	-	-	-	-	-	-
C321	Manufacture of jewelry, bijouterie and related articles	-	-	-	-	-	-
C324	Manufacture of games and toys	3	-	-	-	-	4
C329	Other manufacturing, n.e.c.	-	-	-	-	-	-
C331	Repair of fabricated metal products, machinery and equipment	-	-	-	-	-	-
<b>II - Cagayan Valley</b>		<b>73,598</b>	<b>-</b>	<b>21,388</b>	<b>-</b>	<b>-</b>	<b>-</b>
C101	Processing and preserving of meat	-	-	21,388	-	-	-

*Continued*



TABLE 4.1 - *Continued*

2009 PSIC Code	Region/ Industry Description	Revenue					
		Interest Income	Dividend Income	Commissions and Fees Earned	Royalty Income	Franchise Income	Delivery Charges Separately Invoiced to Customers
		(7)	(8)	(9)	(10)	(11)	(12)
C102	Processing and preserving of fish, crustaceans and mollusks	\$	\$	\$	\$	\$	\$
C103	Processing and preserving of fruits and vegetables	-	-	-	-	-	-
C105	Manufacture of dairy products	\$	\$	\$	\$	\$	\$
C106	Manufacture of grain mill products, starches and starch products	-	-	-	-	-	-
C107	Manufacture of other food products	-	-	-	-	-	-
C108	Manufacture of prepared animal feeds	-	-	-	-	-	-
C110	Manufacture of beverages	10,961	-	-	-	-	-
C120	Manufacture of tobacco products	\$	\$	\$	\$	\$	\$
C131	Spinning, weaving and finishing of textiles	\$	\$	\$	\$	\$	\$
C139	Manufacture of other textiles	\$	\$	\$	\$	\$	\$
C142	Custom tailoring and dressmaking	-	-	-	-	-	-
C162	Manufacture of products of wood, cork, straw and plaiting materials	-	-	-	-	-	-
C181	Printing and service activities related to printing	-	-	-	-	-	-
C182	Reproduction of recorded media	\$	\$	\$	\$	\$	\$
C192	Manufacture of refined petroleum products	\$	\$	\$	\$	\$	\$
C199	Manufacture of other fuel products	\$	\$	\$	\$	\$	\$
C201	Manufacture of basic chemicals	\$	\$	\$	\$	\$	\$
C231	Manufacture of glass and glass products	371	-	-	-	-	-
C239	Manufacture of non-metallic mineral products, n.e.c.						
C251	Manufacture of structural metal products, tanks, reservoirs and steam generators	-	-	-	-	-	-
C259	Manufacture of other fabricated metal products; metal working service activities	-	-	-	-	-	-
C282	Manufacture of special purpose machinery	60,854	-	-	-	-	-
C310	Manufacture of furniture	-	-	-	-	-	-
C321	Manufacture of jewelry, bijouterie and related articles	\$	\$	\$	\$	\$	\$
C329	Other manufacturing, n.e.c.	\$	\$	\$	\$	\$	\$
C331	Repair of fabricated metal products, machinery and equipment	-	-	-	-	-	-
	<b>III - Central Luzon</b>	<b>3,368,401</b>	<b>5,406,352</b>	<b>1,063,393</b>	<b>53,226</b>	<b>-</b>	<b>230,018</b>
C101	Processing and preserving of meat	267	-	1,956	-	-	-
C102	Processing and preserving of fish, crustaceans and mollusks	6,827	-	-	-	-	-
C103	Processing and preserving of fruits and vegetables	56	-	-	-	-	-
C104	Manufacture of vegetable and animal oils and fats	3	-	-	-	-	-
C105	Manufacture of dairy products	-	-	-	-	-	-
C106	Manufacture of grain mill products, starches and starch products	1,260	-	38,251	-	-	-

*Continued*

TABLE 4.1 - *Continued*

2009 PSIC Code	Region/ Industry Description	Revenue					
		Interest Income	Dividend Income	Commissions and Fees Earned	Royalty Income	Franchise Income	Delivery Charges Separately Invoiced to Customers
		(7)	(8)	(9)	(10)	(11)	(12)
C107	Manufacture of other food products	35,671	-	-	-	-	-
C108	Manufacture of prepared animal feeds	11,210	1,325	-	-	-	-
C110	Manufacture of beverages	48,869	-	-	-	-	-
C120	Manufacture of tobacco products	s	s	s	s	s	s
C131	Spinning, weaving and finishing of textiles	122	-	-	-	-	-
C139	Manufacture of other textiles	512	-	-	-	-	-
C141	Manufacture of wearing apparel, except fur apparel	1,496	-	-	-	-	-
C142	Custom tailoring and dressmaking	-	-	-	-	-	-
C143	Manufacture of knitted and crocheted apparel						
C151	Tanning and dressing of leather; manufacture of luggage and handbags	279	-	-	-	-	-
C152	Manufacture of footwear	204	-	-	-	-	-
C161	Sawmilling and planing of wood	77	-	-	-	-	-
C162	Manufacture of products of wood, cork, straw and plaiting materials						
C170	Manufacture of paper and paper products	72,773	-	7,015	-	-	-
C181	Printing and service activities related to printing	99	-	-	-	-	-
C192	Manufacture of refined petroleum products	998,929	4,927,236	-	-	-	-
C201	Manufacture of basic chemicals	2,747	-	-	-	-	-
C202	Manufacture of other chemical products, n.e.c.	2,342	-	-	-	-	250
C210	Manufacture of pharmaceuticals, medicinal chemical and botanical products	105	-	-	-	-	-
C221	Manufacture of rubber products	5,012	-	-	-	-	-
C222	Manufacture of plastic products	37,957	-	-	-	-	-
C231	Manufacture of glass and glass products	49	-	-	-	-	-
C239	Manufacture of non-metallic mineral products, n.e.c.	1,606,964	34,771	-	12,967	-	-
C241	Manufacture of basic iron and steel	12,863	-	-	-	-	-
C242	Manufacture of basic precious and other non-ferrous metals	3,183	1,383	3,801	-	-	-
C243	Casting of metals	-	-	-	-	-	-
C251	Manufacture of structural metal products, tanks, reservoirs and steam generators	4,009	-	1,320	-	-	1,886
C252	Manufacture of weapons and ammunition	11,964	11,000	11,000	-	-	-
C259	Manufacture of other fabricated metal products; metal working service activities						
C261	Manufacture of electronic components	82,069	35	-	-	-	-
C262	Manufacture of computers and peripheral equipment and accessories	197,207	-	-	-	-	-
C264	Manufacture of consumer electronics	16	-	-	-	-	-
C265	Manufacture of measuring, testing, navigating and control equipment; watches and clocks						
C271	Manufacture of electric motors, generators, transformers and electricity distribution and control apparatus	5,501	5,624	-	-	-	-

*Continued*

TABLE 4.1 - *Continued*

2009 PSIC Code	Region/ Industry Description	Revenue					
		Interest Income	Dividend Income	Commissions and Fees Earned	Royalty Income	Franchise Income	Delivery Charges Separately Invoiced to Customers
		(7)	(8)	(9)	(10)	(11)	(12)
C272	Manufacture of batteries and accumulators	140,832	22,559	-	-	-	-
C273	Manufacture of wiring and wiring devices	1,010	70,000	-	-	-	-
C274	Manufacture of electric lighting equipment	3,793	-	-	-	-	6,264
C275	Manufacture of domestic appliances	8	63	-	-	-	-
C279	Manufacture of other electrical equipment	288	-	-	-	-	-
C281	Manufacture of general purpose machinery	5,681	-	-	-	-	-
C282	Manufacture of special purpose machinery	800	-	-	-	-	-
C291	Manufacture of motor vehicles	13	-	-	-	-	-
C292	Manufacture of bodies (coachwork) for motor vehicles; manufacture of trailers and semi-trailers						
C293	Manufacture of parts and accessories for motor vehicles						
C301	Building of ships and boats	s	s	s	s	s	s
C303	Manufacture of air and spacecraft and related machinery	593	-	-	-	-	-
C309	Manufacture of transport equipment, n.e.c.	-	-	-	-	-	-
C310	Manufacture of furniture	279	-	-	393	-	221,618
C321	Manufacture of jewelry, bijouterie and related articles	-	-	-	-	-	-
C322	Manufacture of musical instruments	s	s	s	s	s	s
C323	Manufacture of sports goods	181	-	-	-	-	-
C324	Manufacture of games and toys	32	100	50	-	-	-
C325	Manufacture of medical and dental instruments and supplies	2,210	-	-	-	-	-
C329	Other manufacturing, n.e.c.	667	-	-	-	-	-
C331	Repair of fabricated metal products, machinery and equipment	1,758	4,075	-	-	-	-
C332	Installation of industrial machinery and equipment	s	s	s	s	s	s
	<b>IVA - CALABARZON</b>	<b>3,249,214</b>	<b>1,917,020</b>	<b>11,256</b>	<b>52,222</b>	<b>2,751</b>	<b>752,982</b>
C101	Processing and preserving of meat	7,679	-	-	-	-	-
C102	Processing and preserving of fish, crustaceans and mollusks	4	-	-	-	-	-
C103	Processing and preserving of fruits and vegetables	3,247	9,980	-	-	-	-
C104	Manufacture of vegetable and animal oils and fats	168	-	-	-	-	-
C105	Manufacture of dairy products	159,649	-	-	-	-	-
C106	Manufacture of grain mill products, starches and starch products	42,798	383	-	-	-	18,100
C107	Manufacture of other food products	96,634	815,891	-	26,410	1,361	725,719
C108	Manufacture of prepared animal feeds	30,396	-	-	-	-	-
C110	Manufacture of beverages	86,851	289,217	-	-	-	-
C120	Manufacture of tobacco products	244	-	-	-	-	-
C131	Spinning, weaving and finishing of textiles	78	-	-	-	-	-
C139	Manufacture of other textiles	25,751	426	-	-	-	-
C141	Manufacture of wearing apparel, except fur apparel	279,865	20	-	-	-	-

*Continued*

TABLE 4.1 - *Continued*

2009 PSIC Code	Region/ Industry Description	Revenue					
		Interest Income	Dividend Income	Commissions and Fees Earned	Royalty Income	Franchise Income	Delivery Charges Separately Invoiced to Customers
		(7)	(8)	(9)	(10)	(11)	(12)
C142	Custom tailoring and dressmaking	-	-	-	-	-	-
C143	Manufacture of knitted and crocheted apparel	416	-	-	-	-	-
C151	Tanning and dressing of leather; manufacture of luggage and handbags	-	-	-	-	-	-
C152	Manufacture of footwear	724	-	-	-	-	-
C161	Sawmilling and planing of wood	23,684	-	-	-	-	-
C162	Manufacture of products of wood, cork, straw and plaiting materials						
C170	Manufacture of paper and paper products						
C181	Printing and service activities related to printing	4,139	-	-	-	-	178
C182	Reproduction of recorded media	s	s	s	s	s	s
C192	Manufacture of refined petroleum products	1,564	-	-	-	-	-
C199	Manufacture of other fuel products						
C201	Manufacture of basic chemicals	20,755	-	-	-	-	-
C202	Manufacture of other chemical products, n.e.c.	42,496	11	-	-	-	-
C210	Manufacture of pharmaceuticals, medicinal chemical and botanical products	2,716	-	-	-	-	-
C221	Manufacture of rubber products	4,965	-	-	-	-	327
C222	Manufacture of plastic products	84,726	211	-	-	-	35
C231	Manufacture of glass and glass products	73,501	-	-	-	-	-
C239	Manufacture of non-metallic mineral products, n.e.c.	143,293	-	-	8,959	1,391	8,270
C241	Manufacture of basic iron and steel	11,237	1,613	-	-	-	-
C242	Manufacture of basic precious and other non-ferrous metals	7,815	-	-	-	-	-
C243	Casting of metals	7,538	12,521	-	-	-	-
C251	Manufacture of structural metal products, tanks, reservoirs and steam generators	59,836	2,951	-	-	-	-
C259	Manufacture of other fabricated metal products; metal working service activities	33,846	68,223	-	-	-	120
C261	Manufacture of electronic components	791,321	-	319	-	-	-
C262	Manufacture of computers and peripheral equipment and accessories	72,696	-	-	-	-	-
C263	Manufacture of communication equipment	360	-	-	-	-	-
C264	Manufacture of consumer electronics	543	-	-	-	-	-
C265	Manufacture of measuring, testing, navigating and control equipment; watches and clocks	3,479	-	-	-	-	-
C267	Manufacture of optical instruments and photographic equipment	3,413	-	-	-	-	-
C271	Manufacture of electric motors, generators, transformers and electricity distribution and control apparatus	7,682	-	-	-	-	-
C272	Manufacture of batteries and accumulators	5,992	-	-	-	-	-
C273	Manufacture of wiring and wiring devices	7,058	12,149	-	-	-	145
C274	Manufacture of electric lighting equipment	3,452	-	-	-	-	-

*Continued*

TABLE 4.1 - Continued

2009 PSIC Code	Region/ Industry Description	Revenue					
		Interest Income	Dividend Income	Commissions and Fees Earned	Royalty Income	Franchise Income	Delivery Charges Separately Invoiced to Customers
		(7)	(8)	(9)	(10)	(11)	(12)
C275	Manufacture of domestic appliances	456	-	-	-	-	-
C279	Manufacture of other electrical equipment	23,328	-	-	-	-	-
C281	Manufacture of general purpose machinery	178,375	2,635	-	-	-	-
C282	Manufacture of special purpose machinery	13,236	-	-	-	-	-
C291	Manufacture of motor vehicles	255,185	529,554	7,510	-	-	-
C292	Manufacture of bodies (coachwork) for motor vehicles; manufacture of trailers and semi-trailers	2,665	-	-	-	-	-
C293	Manufacture of parts and accessories for motor vehicles	523,577	41,036	-	16,854	-	-
C301	Building of ships and boats	7,691	77,325	-	-	-	-
C303	Manufacture of air and spacecraft and related machinery	43,421	384	3,427	-	-	-
C309	Manufacture of transport equipment, n.e.c.						
C310	Manufacture of furniture	10,623	-	-	-	-	-
C321	Manufacture of jewelry, bijouterie and related articles	26	-	-	-	-	67
C323	Manufacture of sports goods	4,118	-	-	-	-	-
C324	Manufacture of games and toys	33	-	-	-	-	20
C325	Manufacture of medical and dental instruments and supplies	16,252	48,694	-	-	-	-
C329	Other manufacturing, n.e.c.	5,311	-	-	-	-	-
C331	Repair of fabricated metal products, machinery and equipment	584	-	-	-	-	-
	<b>MIMAROPA</b>	<b>110,594</b>	<b>1,965</b>	<b>1,200</b>	<b>-</b>	<b>-</b>	<b>80</b>
C101	Processing and preserving of meat	s	s	s	s	s	s
C103	Processing and preserving of fruits and vegetables	s	s	s	s	s	s
C104	Manufacture of vegetable and animal oils and fats	15	-	-	-	-	-
C105	Manufacture of dairy products	s	s	s	s	s	s
C106	Manufacture of grain mill products, starches and starch products	-	-	-	-	-	-
C107	Manufacture of other food products	-	-	-	-	-	-
C110	Manufacture of beverages	-	1,725	-	-	-	-
C131	Spinning, weaving and finishing of textiles	s	s	s	s	s	s
C142	Custom tailoring and dressmaking	-	-	-	-	-	-
C151	Tanning and dressing of leather; manufacture of luggage and handbags	s	s	s	s	s	s
C162	Manufacture of products of wood, cork, straw and plaiting materials	s	s	s	s	s	s
C181	Printing and service activities related to printing	-	-	-	-	-	-
C192	Manufacture of refined petroleum products	s	s	s	s	s	s
C201	Manufacture of basic chemicals	-	240	1,200	-	-	80
C202	Manufacture of other chemical products, n.e.c.						
C210	Manufacture of pharmaceuticals, medicinal chemical and botanical products	s	s	s	s	s	s

Continued

TABLE 4.1 - *Continued*

2009 PSIC Code	Region/ Industry Description	Revenue					
		Interest Income	Dividend Income	Commissions and Fees Earned	Royalty Income	Franchise Income	Delivery Charges Separately Invoiced to Customers
		(7)	(8)	(9)	(10)	(11)	(12)
C222	Manufacture of plastic products	s	s	s	s	s	s
C239	Manufacture of non-metallic mineral products, n.e.c.	10	-	-	-	-	-
C242	Manufacture of basic precious and other non-ferrous metals	s	s	s	s	s	s
C259	Manufacture of other fabricated metal products; metal working service activities	-	-	-	-	-	-
C282	Manufacture of special purpose machinery	s	s	s	s	s	s
C310	Manufacture of furniture	-	-	-	-	-	-
C331	Repair of fabricated metal products, machinery and equipment	-	-	-	-	-	-
	<b>V - Bicol Region</b>	<b>101,158</b>	<b>870</b>	<b>18,414</b>	<b>-</b>	<b>-</b>	<b>-</b>
C101	Processing and preserving of meat	400	-	-	-	-	-
C102	Processing and preserving of fish, crustaceans and mollusks	2	-	-	-	-	-
C103	Processing and preserving of fruits and vegetables	55	-	-	-	-	-
C104	Manufacture of vegetable and animal oils and fats	827	870	18,414	-	-	-
C105	Manufacture of dairy products	-	-	-	-	-	-
C106	Manufacture of grain mill products, starches and starch products	6	-	-	-	-	-
C107	Manufacture of other food products	20	-	-	-	-	-
C108	Manufacture of prepared animal feeds	85,979	-	-	-	-	-
C110	Manufacture of beverages	10,524	-	-	-	-	-
C120	Manufacture of tobacco products	s	s	s	s	s	s
C131	Spinning, weaving and finishing of textiles	-	-	-	-	-	-
C139	Manufacture of other textiles	-	-	-	-	-	-
C141	Manufacture of wearing apparel, except fur apparel	25	-	-	-	-	-
C142	Custom tailoring and dressmaking						
C152	Manufacture of footwear	s	s	s	s	s	s
C162	Manufacture of products of wood, cork, straw and plaiting materials	-	-	-	-	-	-
C170	Manufacture of paper and paper products	s	s	s	s	s	s
C181	Printing and service activities related to printing	-	-	-	-	-	-
C192	Manufacture of refined petroleum products	s	s	s	s	s	s
C201	Manufacture of basic chemicals	-	-	-	-	-	-
C210	Manufacture of pharmaceuticals, medicinal chemical and botanical products	s	s	s	s	s	s
C231	Manufacture of glass and glass products	394	-	-	-	-	-
C239	Manufacture of non-metallic mineral products, n.e.c.						
C241	Manufacture of basic iron and steel	2,090	-	-	-	-	-
C242	Manufacture of basic precious and other non-ferrous metals						

*Continued*

TABLE 4.1 - *Continued*

2009 PSIC Code	Region/ Industry Description	Revenue					
		Interest Income	Dividend Income	Commissions and Fees Earned	Royalty Income	Franchise Income	Delivery Charges Separately Invoiced to Customers
		(7)	(8)	(9)	(10)	(11)	(12)
C251	Manufacture of structural metal products, tanks, reservoirs and steam generators	-	-	-	-	-	-
C259	Manufacture of other fabricated metal products; metal working service activities	-	-	-	-	-	-
C282	Manufacture of special purpose machinery	-	-	-	-	-	-
C293	Manufacture of parts and accessories for motor vehicles	\$	\$	\$	\$	\$	\$
C310	Manufacture of furniture	-	-	-	-	-	-
C329	Other manufacturing, n.e.c.	-	-	-	-	-	-
C331	Repair of fabricated metal products, machinery and equipment	-	-	-	-	-	-
	<b>VI - Western Visayas</b>	<b>107,869</b>	<b>4,462</b>	<b>486</b>	<b>-</b>	<b>62</b>	<b>21,324</b>
C101	Processing and preserving of meat	-	-	-	-	-	-
C102	Processing and preserving of fish, crustaceans and mollusks	4	-	-	-	-	-
C103	Processing and preserving of fruits and vegetables	2,745	-	391	-	-	-
C104	Manufacture of vegetable and animal oils and fats	-	-	-	-	-	4,689
C105	Manufacture of dairy products	-	-	-	-	-	-
C106	Manufacture of grain mill products, starches and starch products	2,129	-	-	-	-	-
C107	Manufacture of other food products	97,299	4,462	-	-	-	10,427
C108	Manufacture of prepared animal feeds	336	-	-	-	-	-
C110	Manufacture of beverages	118	-	-	-	-	5,870
C131	Spinning, weaving and finishing of textiles	-	-	-	-	-	-
C139	Manufacture of other textiles	-	-	-	-	-	-
C141	Manufacture of wearing apparel, except fur apparel	3	-	-	-	-	-
C142	Custom tailoring and dressmaking	-	-	-	-	-	-
C161	Sawmilling and planing of wood	7	-	-	-	-	-
C162	Manufacture of products of wood, cork, straw and plaiting materials						
C170	Manufacture of paper and paper products	\$	\$	\$	\$	\$	\$
C181	Printing and service activities related to printing	288	-	-	-	-	-
C199	Manufacture of other fuel products	\$	\$	\$	\$	\$	\$
C201	Manufacture of basic chemicals	4,669	-	95	-	62	-
C202	Manufacture of other chemical products, n.e.c.	-	-	-	-	-	-
C210	Manufacture of pharmaceuticals, medicinal chemical and botanical products	-	-	-	-	-	-
C222	Manufacture of plastic products	40	-	-	-	-	-
C231	Manufacture of glass and glass products	7	-	-	-	-	338
C239	Manufacture of non-metallic mineral products, n.e.c.						
C241	Manufacture of basic iron and steel						
C243	Casting of metals	-	-	-	-	-	-

*Continued*

TABLE 4.1 - *Continued*

2009 PSIC Code	Region/ Industry Description	Revenue					
		Interest Income	Dividend Income	Commissions and Fees Earned	Royalty Income	Franchise Income	Delivery Charges Separately Invoiced to Customers
		(7)	(8)	(9)	(10)	(11)	(12)
C251	Manufacture of structural metal products, tanks, reservoirs and steam generators	11	-	-	-	-	-
C259	Manufacture of other fabricated metal products; metal working service activities	97	-	-	-	-	-
C273	Manufacture of wiring and wiring devices	s	s	s	s	s	s
C275	Manufacture of domestic appliances	s	s	s	s	s	s
C282	Manufacture of special purpose machinery	-	-	-	-	-	-
C310	Manufacture of furniture	-	-	-	-	-	-
C329	Other manufacturing, n.e.c.	116	-	-	-	-	-
C331	Repair of fabricated metal products, machinery and equipment	-	-	-	-	-	-
	<b>VII - Central Visayas</b>	<b>946,167</b>	<b>7,129</b>	<b>4,709</b>	<b>3,647</b>	<b>-</b>	<b>6,726</b>
C101	Processing and preserving of meat	9,099	-	-	-	-	-
C102	Processing and preserving of fish, crustaceans and mollusks	1,027	-	-	-	-	-
C103	Processing and preserving of fruits and vegetables	-	-	-	-	-	-
C104	Manufacture of vegetable and animal oils and fats	641	-	-	-	-	-
C105	Manufacture of dairy products	178	-	-	-	-	-
C106	Manufacture of grain mill products, starches and starch products	210	-	-	-	-	-
C107	Manufacture of other food products	2,051	-	-	-	-	-
C108	Manufacture of prepared animal feeds	529,377	-	-	-	-	-
C110	Manufacture of beverages	36,158	-	-	-	-	-
C131	Spinning, weaving and finishing of textiles	-	-	-	-	-	-
C139	Manufacture of other textiles	6	-	-	-	-	-
C141	Manufacture of wearing apparel, except fur apparel	794	-	123	-	-	2
C142	Custom tailoring and dressmaking	-	-	-	-	-	-
C151	Tanning and dressing of leather; manufacture of luggage and handbags	s	s	s	s	s	s
C152	Manufacture of footwear	190	-	-	-	-	-
C161	Sawmilling and planing of wood	213	-	-	-	-	39
C162	Manufacture of products of wood, cork, straw and plaiting materials						
C170	Manufacture of paper and paper products	433	-	-	-	-	-
C181	Printing and service activities related to printing	19	-	-	-	-	-
C199	Manufacture of other fuel products	s	s	s	s	s	s
C201	Manufacture of basic chemicals	5	-	-	-	-	-
C202	Manufacture of other chemical products, n.e.c.	18,996	-	-	-	-	-
C203	Manufacture of man-made fibers						
C210	Manufacture of pharmaceuticals, medicinal chemical and botanical products	247	-	-	-	-	-

*Continued*



TABLE 4.1 - *Continued*

2009 PSIC Code	Region/ Industry Description	Revenue					
		Interest Income	Dividend Income	Commissions and Fees Earned	Royalty Income	Franchise Income	Delivery Charges Separately Invoiced to Customers
		(7)	(8)	(9)	(10)	(11)	(12)
C221	Manufacture of rubber products	331	-	-	-	-	-
C222	Manufacture of plastic products	1,962	-	-	-	-	-
C231	Manufacture of glass and glass products	1,222	-	-	-	-	-
C239	Manufacture of non-metallic mineral products, n.e.c.	18,422	-	-	1,650	-	-
C241	Manufacture of basic iron and steel						
C242	Manufacture of basic precious and other non-ferrous metals	6,185	-	-	1,996	-	-
C243	Casting of metals	65	-	-	-	-	-
C251	Manufacture of structural metal products, tanks, reservoirs and steam generators	691	-	4,586	-	-	-
C252	Manufacture of weapons and ammunition	s	s	s	s	s	s
C259	Manufacture of other fabricated metal products; metal working service activities	5,283	-	-	-	-	-
C261	Manufacture of electronic components	20,848	5,467	-	-	-	-
C262	Manufacture of computers and peripheral equipment and accessories	121	-	-	-	-	-
C263	Manufacture of communication equipment						
C265	Manufacture of measuring, testing, navigating and control equipment; watches and clocks	261	-	-	-	-	-
C267	Manufacture of optical instruments and photographic equipment	7,660	1,663	-	-	-	-
C271	Manufacture of electric motors, generators, transformers and electricity distribution and control apparatus	142	-	-	-	-	-
C273	Manufacture of wiring and wiring devices	s	s	s	s	s	s
C274	Manufacture of electric lighting equipment	40	-	-	-	-	-
C275	Manufacture of domestic appliances	2	-	-	-	-	-
C281	Manufacture of general purpose machinery	603	-	-	-	-	-
C282	Manufacture of special purpose machinery	-	-	-	-	-	-
C291	Manufacture of motor vehicles	51	-	-	-	-	-
C292	Manufacture of bodies (coachwork) for motor vehicles; manufacture of trailers and semi-trailers	18,903	-	-	-	-	-
C293	Manufacture of parts and accessories for motor vehicles						
C301	Building of ships and boats	3,349	-	-	-	-	-
C309	Manufacture of transport equipment, n.e.c.	s	s	s	s	s	s
C310	Manufacture of furniture	55,810	-	-	-	-	599
C321	Manufacture of jewelry, bijouterie and related articles	236	-	-	-	-	-
C322	Manufacture of musical instruments	s	s	s	s	s	s
C323	Manufacture of sports goods	s	s	s	s	s	s
C324	Manufacture of games and toys	4,413	-	-	-	-	-
C325	Manufacture of medical and dental instruments and supplies	47	-	-	-	-	-
C329	Other manufacturing, n.e.c.	56	-	-	-	-	6,086

*Continued*

TABLE 4.1 - *Continued*

2009 PSIC Code	Region/ Industry Description	Revenue					
		Interest Income	Dividend Income	Commissions and Fees Earned	Royalty Income	Franchise Income	Delivery Charges Separately Invoiced to Customers
		(7)	(8)	(9)	(10)	(11)	(12)
C331	Repair of fabricated metal products, machinery and equipment	195,292	-	-	-	-	-
	<b>VIII - Eastern Visayas</b>	<b>808</b>	<b>9</b>	<b>7</b>	<b>-</b>	<b>-</b>	<b>75</b>
C101	Processing and preserving of meat	s	s	s	s	s	s
C102	Processing and preserving of fish, crustaceans and mollusks	33	-	-	-	-	-
C103	Processing and preserving of fruits and vegetables	s	s	s	s	s	s
C104	Manufacture of vegetable and animal oils and fats	-	-	-	-	-	-
C106	Manufacture of grain mill products, starches and starch products	-	-	-	-	-	-
C107	Manufacture of other food products	67	-	-	-	-	-
C110	Manufacture of beverages	-	-	-	-	-	-
C139	Manufacture of other textiles	s	s	s	s	s	s
C142	Custom tailoring and dressmaking	-	-	-	-	-	-
C162	Manufacture of products of wood, cork, straw and plaiting materials	s	s	s	s	s	s
C170	Manufacture of paper and paper products	-	-	-	-	-	-
C181	Printing and service activities related to printing	-	-	-	-	-	-
C192	Manufacture of refined petroleum products	s	s	s	s	s	s
C201	Manufacture of basic chemicals	345	-	-	-	-	-
C202	Manufacture of other chemical products, n.e.c.						
C210	Manufacture of pharmaceuticals, medicinal chemical and botanical products						
C221	Manufacture of rubber products	s	s	s	s	s	s
C222	Manufacture of plastic products	s	s	s	s	s	s
C231	Manufacture of glass and glass products	-	-	-	-	-	-
C239	Manufacture of non-metallic mineral products, n.e.c.	277	-	-	-	-	-
C242	Manufacture of basic precious and other non-ferrous metals	s	s	s	s	s	s
C243	Casting of metals	s	s	s	s	s	s
C251	Manufacture of structural metal products, tanks, reservoirs and steam generators	s	s	s	s	s	s
C259	Manufacture of other fabricated metal products; metal working service activities	-	-	-	-	-	-
C273	Manufacture of wiring and wiring devices	s	s	s	s	s	s
C282	Manufacture of special purpose machinery	s	s	s	s	s	s
C310	Manufacture of furniture	-	-	-	-	-	-
C329	Other manufacturing, n.e.c.	36	-	-	-	-	70
C331	Repair of fabricated metal products, machinery and equipment	-	-	-	-	-	-

*Continued*

TABLE 4.1 - *Continued*

2009 PSIC Code	Region/ Industry Description	Revenue					
		Interest Income	Dividend Income	Commissions and Fees Earned	Royalty Income	Franchise Income	Delivery Charges Separately Invoiced to Customers
		(7)	(8)	(9)	(10)	(11)	(12)
	<b>IX - Zamboanga Peninsula</b>	<b>41,956</b>	<b>-</b>	<b>800</b>	<b>-</b>	<b>-</b>	<b>-</b>
C101	Processing and preserving of meat	1	-	-	-	-	-
C102	Processing and preserving of fish, crustaceans and mollusks	242	-	-	-	-	-
C103	Processing and preserving of fruits and vegetables	s	s	s	s	s	s
C104	Manufacture of vegetable and animal oils and fats	7,915	-	-	-	-	-
C105	Manufacture of dairy products	s	s	s	s	s	s
C106	Manufacture of grain mill products, starches and starch products	-	-	-	-	-	-
C107	Manufacture of other food products	-	-	-	-	-	-
C108	Manufacture of prepared animal feeds	s	s	s	s	s	s
C110	Manufacture of beverages	33,562	-	-	-	-	-
C142	Custom tailoring and dressmaking	-	-	-	-	-	-
C161	Sawmilling and planing of wood	3	-	-	-	-	-
C162	Manufacture of products of wood, cork, straw and plaiting materials						
C181	Printing and service activities related to printing	-	-	-	-	-	-
C202	Manufacture of other chemical products, n.e.c.	s	s	s	s	s	s
C221	Manufacture of rubber products	-	-	-	-	-	-
C222	Manufacture of plastic products	-	-	-	-	-	-
C231	Manufacture of glass and glass products	-	-	-	-	-	-
C239	Manufacture of non-metallic mineral products, n.e.c.						
C241	Manufacture of basic iron and steel	s	s	s	s	s	s
C251	Manufacture of structural metal products, tanks, reservoirs and steam generators	s	s	s	s	s	s
C259	Manufacture of other fabricated metal products; metal working service activities	230	-	-	-	-	-
C301	Building of ships and boats	s	s	s	s	s	s
C310	Manufacture of furniture	-	-	-	-	-	-
C324	Manufacture of games and toys	-	-	800	-	-	-
C329	Other manufacturing, n.e.c.						
C331	Repair of fabricated metal products, machinery and equipment	-	-	-	-	-	-
	<b>X - Northern Mindanao</b>	<b>186,205</b>	<b>185,482</b>	<b>203,063</b>	<b>-</b>	<b>28,425</b>	<b>881</b>
C101	Processing and preserving of meat	-	-	-	-	-	-
C102	Processing and preserving of fish, crustaceans and mollusks	s	s	s	s	s	s
C103	Processing and preserving of fruits and vegetables	18,952	-	5	-	-	-
C104	Manufacture of vegetable and animal oils and fats	2,813	166,516	183,784	-	-	-
C105	Manufacture of dairy products	87	-	-	-	-	-

*Continued*

TABLE 4.1 - Continued

2009 PSIC Code	Region/ Industry Description	Revenue					
		Interest Income	Dividend Income	Commissions and Fees Earned	Royalty Income	Franchise Income	Delivery Charges Separately Invoiced to Customers
		(7)	(8)	(9)	(10)	(11)	(12)
C106	Manufacture of grain mill products, starches and starch products	9,726	-	-	-	-	-
C107	Manufacture of other food products	18,224	18,950	18,950	-	28,425	-
C108	Manufacture of prepared animal feeds	24	-	-	-	-	-
C110	Manufacture of beverages	13,215	-	-	-	-	-
C139	Manufacture of other textiles	s	s	s	s	s	s
C141	Manufacture of wearing apparel, except fur apparel	-	-	-	-	-	-
C142	Custom tailoring and dressmaking	-	-	-	-	-	-
C152	Manufacture of footwear	s	s	s	s	s	s
C161	Sawmilling and planing of wood	-	-	-	-	-	-
C162	Manufacture of products of wood, cork, straw and plaiting materials	-	-	-	-	-	-
C170	Manufacture of paper and paper products	62,114	-	-	-	-	-
C181	Printing and service activities related to printing	-	-	-	-	-	-
C192	Manufacture of refined petroleum products	s	s	s	s	s	s
C201	Manufacture of basic chemicals	56,486	-	324	-	-	-
C202	Manufacture of other chemical products, n.e.c.	178	-	-	-	-	-
C210	Manufacture of pharmaceuticals, medicinal chemical and botanical products	s	s	s	s	s	s
C221	Manufacture of rubber products	s	s	s	s	s	s
C222	Manufacture of plastic products	10	-	-	-	-	-
C231	Manufacture of glass and glass products	-	-	-	-	-	-
C239	Manufacture of non-metallic mineral products, n.e.c.	-	-	-	-	-	-
C241	Manufacture of basic iron and steel	3,419	1	-	-	-	-
C243	Casting of metals	s	s	s	s	s	s
C251	Manufacture of structural metal products, tanks, reservoirs and steam generators	-	-	-	-	-	-
C252	Manufacture of weapons and ammunition	s	s	s	s	s	s
C259	Manufacture of other fabricated metal products; metal working service activities	-	-	-	-	-	-
C282	Manufacture of special purpose machinery	-	-	-	-	-	-
C291	Manufacture of motor vehicles	-	-	-	-	-	-
C292	Manufacture of bodies (coachwork) for motor vehicles; manufacture of trailers and semi-trailers	s	s	s	s	s	s
C310	Manufacture of furniture	240	-	-	-	-	-
C321	Manufacture of jewelry, bijouterie and related articles	-	-	-	-	-	-
C324	Manufacture of games and toys	-	-	-	-	-	-
C325	Manufacture of medical and dental instruments and supplies	-	-	-	-	-	-
C329	Other manufacturing, n.e.c.	16	15	-	-	-	881
C331	Repair of fabricated metal products, machinery and equipment	-	-	-	-	-	-

Continued

TABLE 4.1 - *Continued*

2009 PSIC Code	Region/ Industry Description	Revenue					
		Interest Income	Dividend Income	Commissions and Fees Earned	Royalty Income	Franchise Income	Delivery Charges Separately Invoiced to Customers
		(7)	(8)	(9)	(10)	(11)	(12)
	<b>XI - Davao Region</b>	<b>771,321</b>	<b>-</b>	<b>12,990</b>	<b>-</b>	<b>-</b>	<b>135,537</b>
C101	Processing and preserving of meat	1,004	-	-	-	-	-
C102	Processing and preserving of fish, crustaceans and mollusks	1,200	-	-	-	-	-
C103	Processing and preserving of fruits and vegetables	77	-	-	-	-	-
C104	Manufacture of vegetable and animal oils and fats	737,103	-	12,828	-	-	95,938
C105	Manufacture of dairy products	-	-	-	-	-	-
C106	Manufacture of grain mill products, starches and starch products	-	-	-	-	-	-
C107	Manufacture of other food products	9,641	-	11	-	-	-
C108	Manufacture of prepared animal feeds	98	-	-	-	-	-
C110	Manufacture of beverages	1,285	-	-	-	-	-
C120	Manufacture of tobacco products	s	s	s	s	s	s
C131	Spinning, weaving and finishing of textiles	10	-	-	-	-	-
C139	Manufacture of other textiles	-	-	-	-	-	-
C141	Manufacture of wearing apparel, except fur apparel	-	-	-	-	-	-
C142	Custom tailoring and dressmaking	-	-	-	-	-	-
C152	Manufacture of footwear	30	-	-	-	-	-
C161	Sawmilling and planing of wood	}					
C162	Manufacture of products of wood, cork, straw and plaiting materials	}	-	-	-	-	-
C170	Manufacture of paper and paper products	8,223	-	-	-	-	-
C181	Printing and service activities related to printing	-	-	-	-	-	-
C192	Manufacture of refined petroleum products	s	s	s	s	s	s
C201	Manufacture of basic chemicals	5,278	-	-	-	-	35,595
C202	Manufacture of other chemical products, n.e.c.	272	-	-	-	-	-
C210	Manufacture of pharmaceuticals, medicinal chemical and botanical products	1,180	-	-	-	-	-
C221	Manufacture of rubber products	-	-	-	-	-	-
C222	Manufacture of plastic products	1,649	-	-	-	-	67
C231	Manufacture of glass and glass products	-	-	-	-	-	-
C239	Manufacture of non-metallic mineral products, n.e.c.	2,880	-	-	-	-	-
C241	Manufacture of basic iron and steel	8	-	-	-	-	-
C242	Manufacture of basic precious and other non-ferrous metals	55	-	150	-	-	-
C243	Casting of metals	s	s	s	s	s	s
C251	Manufacture of structural metal products, tanks, reservoirs and steam generators	4	-	-	-	-	-
C252	Manufacture of weapons and ammunition	s	s	s	s	s	s
C259	Manufacture of other fabricated metal products; metal working service activities	-	-	-	-	-	-

*Continued*

TABLE 4.1 - *Continued*

2009 PSIC Code	Region/ Industry Description	Revenue					
		Interest Income	Dividend Income	Commissions and Fees Earned	Royalty Income	Franchise Income	Delivery Charges Separately Invoiced to Customers
		(7)	(8)	(9)	(10)	(11)	(12)
C265	Manufacture of measuring, testing, navigating and control equipment; watches and clocks	\$	\$	\$	\$	\$	\$
C275	Manufacture of domestic appliances	\$	\$	\$	\$	\$	\$
C279	Manufacture of other electrical equipment	\$	\$	\$	\$	\$	\$
C281	Manufacture of general purpose machinery	-	-	-	-	-	-
C282	Manufacture of special purpose machinery	-	-	-	-	-	-
C291	Manufacture of motor vehicles	\$	\$	\$	\$	\$	\$
C293	Manufacture of parts and accessories for motor vehicles	\$	\$	\$	\$	\$	\$
C301	Building of ships and boats	}	}	}	}	}	}
C309	Manufacture of transport equipment, n.e.c.						
C310	Manufacture of furniture	1,308	-	-	-	-	-
C321	Manufacture of jewelry, bijouterie and related articles	\$	\$	\$	\$	\$	\$
C329	Other manufacturing, n.e.c.	-	-	-	-	-	3,938
C331	Repair of fabricated metal products, machinery and equipment	-	-	-	-	-	-
	<b>XII - SOCCSKSARGEN</b>	<b>12,097</b>	-	-	-	-	<b>663</b>
C101	Processing and preserving of meat	44	-	-	-	-	-
C102	Processing and preserving of fish, crustaceans and mollusks	9,963	-	-	-	-	-
C103	Processing and preserving of fruits and vegetables	586	-	-	-	-	-
C104	Manufacture of vegetable and animal oils and fats	946	-	-	-	-	-
C105	Manufacture of dairy products	\$	\$	\$	\$	\$	\$
C106	Manufacture of grain mill products, starches and starch products	51	-	-	-	-	-
C107	Manufacture of other food products	317	-	-	-	-	-
C108	Manufacture of prepared animal feeds	6	-	-	-	-	246
C110	Manufacture of beverages	-	-	-	-	-	-
C131	Spinning, weaving and finishing of textiles	}	}	}	}	}	}
C139	Manufacture of other textiles						
C141	Manufacture of wearing apparel, except fur apparel	-	-	-	-	-	-
C142	Custom tailoring and dressmaking	-	-	-	-	-	-
C152	Manufacture of footwear	\$	\$	\$	\$	\$	\$
C161	Sawmilling and planing of wood	-	-	-	-	-	216
C162	Manufacture of products of wood, cork, straw and plaiting materials	-	-	-	-	-	-
C170	Manufacture of paper and paper products	\$	\$	\$	\$	\$	\$
C181	Printing and service activities related to printing	-	-	-	-	-	-
C192	Manufacture of refined petroleum products	\$	\$	\$	\$	\$	\$
C201	Manufacture of basic chemicals	16	-	-	-	-	-
C202	Manufacture of other chemical products, n.e.c.	-	-	-	-	-	-

*Continued*

TABLE 4.1 - *Continued*

2009 PSIC Code	Region/ Industry Description	Revenue					
		Interest Income	Dividend Income	Commissions and Fees Earned	Royalty Income	Franchise Income	Delivery Charges Separately Invoiced to Customers
		(7)	(8)	(9)	(10)	(11)	(12)
C210	Manufacture of pharmaceuticals, medicinal chemical and botanical products	\$	\$	\$	\$	\$	\$
C221	Manufacture of rubber products	-	-	-	-	-	-
C222	Manufacture of plastic products	\$	\$	\$	\$	\$	\$
C231	Manufacture of glass and glass products	}	}	}	}	}	}
C239	Manufacture of non-metallic mineral products, n.e.c.						
C241	Manufacture of basic iron and steel	-	-	-	-	-	-
C243	Casting of metals	\$	\$	\$	\$	\$	\$
C251	Manufacture of structural metal products, tanks, reservoirs and steam generators	-	-	-	-	-	-
C259	Manufacture of other fabricated metal products; metal working service activities	81	-	-	-	-	133
C282	Manufacture of special purpose machinery	-	-	-	-	-	-
C301	Building of ships and boats	}	}	}	}	}	}
C309	Manufacture of transport equipment, n.e.c.						
C310	Manufacture of furniture	-	-	-	-	-	-
C323	Manufacture of sports goods	\$	\$	\$	\$	\$	\$
C331	Repair of fabricated metal products, machinery and equipment	64	-	-	-	-	-
	<b>XIII - Caraga</b>	<b>82,039</b>	<b>1,004</b>	<b>164,553</b>	<b>2</b>	<b>-</b>	<b>1,783</b>
C101	Processing and preserving of meat	5	-	-	-	-	-
C102	Processing and preserving of fish, crustaceans and mollusks	\$	\$	\$	\$	\$	\$
C103	Processing and preserving of fruits and vegetables	\$	\$	\$	\$	\$	\$
C104	Manufacture of vegetable and animal oils and fats	266	-	4,189	-	-	-
C106	Manufacture of grain mill products, starches and starch products	42	-	-	-	-	-
C107	Manufacture of other food products	59	-	-	-	-	-
C108	Manufacture of prepared animal feeds	\$	\$	\$	\$	\$	\$
C110	Manufacture of beverages	-	-	155,445	-	-	-
C139	Manufacture of other textiles	\$	\$	\$	\$	\$	\$
C142	Custom tailoring and dressmaking	-	-	-	-	-	-
C152	Manufacture of footwear	\$	\$	\$	\$	\$	\$
C161	Sawmilling and planing of wood	-	-	-	-	-	-
C162	Manufacture of products of wood, cork, straw and plaiting materials	2	-	-	-	-	-
C181	Printing and service activities related to printing	760	950	-	-	-	-
C199	Manufacture of other fuel products	\$	\$	\$	\$	\$	\$
C201	Manufacture of basic chemicals	}	}	}	}	}	}
C202	Manufacture of other chemical products, n.e.c.						
C221	Manufacture of rubber products	\$	\$	\$	\$	\$	\$

*Continued*

TABLE 4.1 - *Continued*

2009 PSIC Code	Region/ Industry Description	Revenue					
		Interest Income	Dividend Income	Commissions and Fees Earned	Royalty Income	Franchise Income	Delivery Charges Separately Invoiced to Customers
		(7)	(8)	(9)	(10)	(11)	(12)
C231	Manufacture of glass and glass products }	9,730	-	4,903	-	-	-
C239	Manufacture of non-metallic mineral products, n.e.c. }						
C241	Manufacture of basic iron and steel }						
C242	Manufacture of basic precious and other non-ferrous metals }	70,817	-	-	-	-	-
C251	Manufacture of structural metal products, tanks, reservoirs and steam generators }						
C259	Manufacture of other fabricated metal products; metal working service activities }						
C282	Manufacture of special purpose machinery	s	s	s	s	s	s
C301	Building of ships and boats	s	s	s	s	s	s
C309	Manufacture of transport equipment, n.e.c.	s	s	s	s	s	s
C310	Manufacture of furniture	-	-	-	-	-	-
C321	Manufacture of jewelry, bijouterie and related articles	-	-	-	-	-	-
C324	Manufacture of games and toys }	-	-	-	-	-	1,578
C329	Other manufacturing, n.e.c. }						
C331	Repair of fabricated metal products, machinery and equipment	-	-	-	-	-	-
<b>Autonomous Region in Muslim Mindanao</b>		<b>415</b>	<b>-</b>	<b>-</b>	<b>-</b>	<b>-</b>	<b>12</b>
C101	Processing and preserving of meat	s	s	s	s	s	s
C104	Manufacture of vegetable and animal oils and fats	s	s	s	s	s	s
C106	Manufacture of grain mill products, starches and starch products	384	-	-	-	-	-
C107	Manufacture of other food products						
C108	Manufacture of prepared animal feeds	s	s	s	s	s	s
C110	Manufacture of beverages	-	-	-	-	-	-
C142	Custom tailoring and dressmaking	s	s	s	s	s	s
C221	Manufacture of rubber products	s	s	s	s	s	s
C239	Manufacture of non-metallic mineral products, n.e.c.	s	s	s	s	s	s
C301	Building of ships and boats	s	s	s	s	s	s
C310	Manufacture of furniture	s	s	s	s	s	s

*Continued*



TABLE 4.1 - *Continued*

2009 PSIC Code	Region/ Industry Description	Revenue				
		Foreign Exchange Gains	Gain from Sale of Assets	Gain Resulting from the Change in the Fair Value of Assets, Inventories	Gain from Sale of Investment Assets and MarkeTable Securities	Other Revenue
		(13)	(14)	(15)	(16)	(17)
	<b>Philippines</b>	<b>13,040,564</b>	<b>3,711,090</b>	<b>1,182,633</b>	<b>902,757</b>	<b>17,019,233</b>
C101	Processing and preserving of meat	7,619	2,968	-	-	402,167
C102	Processing and preserving of fish, crustaceans and mollusks	54,851	50,607	-	-	815,182
C103	Processing and preserving of fruits and vegetables	131,588	1,184	10,743	48	413,242
C104	Manufacture of vegetable and animal oils and fats	355,950	4,763	1	-	659,452
C105	Manufacture of dairy products	1,793,942	101,923	-	-	1,466,571
C106	Manufacture of grain mill products, starches and starch products	12,055	306,862	74	76	281,108
C107	Manufacture of other food products	30,741	9,763	318,907	24,803	1,909,505
C108	Manufacture of prepared animal feeds	3,699	1,318	190,016	93	89,643
C110	Manufacture of beverages	35,033	1,536,815	-	-	650,031
C120	Manufacture of tobacco products	92,881	13,868	-	-	317,955
C131	Spinning, weaving and finishing of textiles	1,508	-	-	-	9,024
C139	Manufacture of other textiles	149,418	439	-	-	40,693
C141	Manufacture of wearing apparel, except fur apparel	124,226	1,854	721	33	29,919
C142	Custom tailoring and dressmaking	-	-	-	-	105
C143	Manufacture of knitted and crocheted apparel	15,630	1,964	-	-	267
C151	Tanning and dressing of leather; manufacture of luggage and handbags	22,872	-	-	-	946
C152	Manufacture of footwear	26,946	2,152	-	-	31,580
C161	Sawmilling and planing of wood	763	-	-	825,856	-
C162	Manufacture of products of wood, cork, straw and plaiting materials	161,644	746	-	-	13,465
C170	Manufacture of paper and paper products	109,342	15,393	-	-	133,906
C181	Printing and service activities related to printing	14,559	2,212	8,088	-	165,983
C182	Reproduction of recorded media	416	307	-	-	376
C192	Manufacture of refined petroleum products	510,143	266,664	14,229	-	970,247
C199	Manufacture of other fuel products	409	-	-	-	900
C201	Manufacture of basic chemicals	395,060	177,084	38,683	5,250	211,928
C202	Manufacture of other chemical products, n.e.c.	118,888	6,899	17,964	-	119,095
C203	Manufacture of man-made fibers	-	-	-	-	-
C210	Manufacture of pharmaceuticals, medicinal chemical and botanical products	46,622	41	-	167	18,318
C221	Manufacture of rubber products	404,500	14,400	177	-	915,264
C222	Manufacture of plastic products	121,993	5,307	1,212	27,073	879,956
C231	Manufacture of glass and glass products	4,723	617	-	-	31,709
C239	Manufacture of non-metallic mineral products, n.e.c.	382,486	58,625	349,759	-	392,942
C241	Manufacture of basic iron and steel	181,563	458,886	-	-	19,610
C242	Manufacture of basic precious and other non-ferrous metals	130,827	17,743	-	207	141,487

*Continued*

TABLE 4.1 - *Continued*

2009 PSIC Code	Region/ Industry Description	Revenue				
		Foreign Exchange Gains	Gain from Sale of Assets	Gain Resulting from the Change in the Fair Value of Assets, Inventories	Gain from Sale of Investment Assets and Marketable Securities	Other Revenue
		(13)	(14)	(15)	(16)	(17)
C243	Casting of metals	14,986	246	-	-	314,709
C251	Manufacture of structural metal products, tanks, reservoirs and steam generators	126,198	4,811	-	-	217,383
C252	Manufacture of weapons and ammunition	1,974	-	-	-	66,545
C259	Manufacture of other fabricated metal products; metal working service activities	209,890	13,990	2,856	-	254,790
C261	Manufacture of electronic components	3,674,000	357,881	147,335	3,345	2,585,896
C262	Manufacture of computers and peripheral equipment and accessories	354,259	57,444	4,046	-	76,389
C263	Manufacture of communication equipment	54,153	98	-	-	795
C264	Manufacture of consumer electronics	9,257	200	-	-	10,109
C265	Manufacture of measuring, testing, navigating and control equipment; watches and clocks	11,634	327	-	-	5,928
C267	Manufacture of optical instruments and photographic equipment	145,840	4,954	-	-	4,458
C271	Manufacture of electric motors, generators, transformers and electricity distribution and control apparatus	50,622	28	-	-	8,342
C272	Manufacture of batteries and accumulators	15,349	-	-	-	16,850
C273	Manufacture of wiring and wiring devices	40,455	578	-	-	39,220
C274	Manufacture of electric lighting equipment	3,542	354	-	631	23,126
C275	Manufacture of domestic appliances	10,969	-	-	7,396	2,930
C279	Manufacture of other electrical equipment	7,224	-	-	-	11,116
C281	Manufacture of general purpose machinery	165,882	4,514	-	-	91,295
C282	Manufacture of special purpose machinery	229,877	1,869	-	-	143,630
C291	Manufacture of motor vehicles	205,824	49,463	-	-	334,250
C292	Manufacture of bodies (coachwork) for motor vehicles; manufacture of trailers and semi-trailers	-	-	-	-	-
C293	Manufacture of parts and accessories for motor vehicles	938,161	138,206	1,776	5,997	671,336
C301	Building of ships and boats	41,442	-	-	-	217,538
C303	Manufacture of air and spacecraft and related machinery	52,765	5,292	-	-	4,762
C309	Manufacture of transport equipment, n.e.c.	952,450	2,915	4,400	-	143,518
C310	Manufacture of furniture	42,216	2,229	400	-	46,041
C321	Manufacture of jewelry, bijouterie and related articles	3,940	67	-	-	1,953
C322	Manufacture of musical instruments	-	-	-	-	-
C323	Manufacture of sports goods	6,886	98	-	-	13,386
C324	Manufacture of games and toys	4,297	114	-	-	3,948
C325	Manufacture of medical and dental instruments and supplies	51,642	249	71,246	-	402,633
C329	Other manufacturing, n.e.c.	4,675	709	-	-	4,344
C331	Repair of fabricated metal products, machinery and equipment	167,258	3,053	-	1,783	169,433
C332	Installation of industrial machinery and equipment	-	-	-	-	-

*Continued*

TABLE 4.1 - *Continued*

2009 PSIC Code	Region/ Industry Description	Revenue				
		Foreign Exchange Gains	Gain from Sale of Assets	Gain Resulting from the Change in the Fair Value of Assets, Inventories	Gain from Sale of Investment Assets and MarkeTable Securities	Other Revenue
		(13)	(14)	(15)	(16)	(17)
	<b>National Capital Region</b>	<b>379,264</b>	<b>2,156,157</b>	<b>8,130</b>	<b>1,858</b>	<b>2,350,553</b>
C101	Processing and preserving of meat	2,915	1,454	-	-	7,415
C102	Processing and preserving of fish, crustaceans and mollusks	-	-	-	-	1,358
C103	Processing and preserving of fruits and vegetables	-	-	-	-	-
C104	Manufacture of vegetable and animal oils and fats	-	-	-	-	-
C105	Manufacture of dairy products	138,954	2,670	-	-	1,232,791
C106	Manufacture of grain mill products, starches and starch products	10,175	304,437	-	76	153,827
C107	Manufacture of other food products	14,142	486	7,952	-	514,510
C108	Manufacture of prepared animal feeds	-	-	-	-	-
C110	Manufacture of beverages	8,013	1,237,236	-	-	-
C120	Manufacture of tobacco products	80,842	9,314	-	-	214,540
C131	Spinning, weaving and finishing of textiles	-	-	-	-	824
C139	Manufacture of other textiles	-	433	-	-	1,217
C141	Manufacture of wearing apparel, except fur apparel	-	-	-	-	-
C142	Custom tailoring and dressmaking	-	-	-	-	-
C143	Manufacture of knitted and crocheted apparel	676	1,964	-	-	267
C151	Tanning and dressing of leather; manufacture of luggage and handbags	-	-	-	-	-
C152	Manufacture of footwear	-	-	-	-	-
C161	Sawmilling and planing of wood	-	-	-	-	-
C162	Manufacture of products of wood, cork, straw and plaiting materials	-	-	-	-	-
C170	Manufacture of paper and paper products	-	-	-	-	3,505
C181	Printing and service activities related to printing	-	913	-	-	6,626
C182	Reproduction of recorded media	-	-	-	-	-
C192	Manufacture of refined petroleum products	409	940	-	-	154
C199	Manufacture of other fuel products					
C201	Manufacture of basic chemicals	-	161,731	-	-	2,353
C202	Manufacture of other chemical products, n.e.c.	-	-	-	-	23,416
C203	Manufacture of man-made fibers					
C210	Manufacture of pharmaceuticals, medicinal chemical and botanical products	3,951	-	-	-	42
C221	Manufacture of rubber products	-	-	177	-	-
C222	Manufacture of plastic products	34	-	-	-	17,353
C231	Manufacture of glass and glass products	-	-	-	-	-
C239	Manufacture of non-metallic mineral products, n.e.c.	45,413	-	-	-	1,119
C241	Manufacture of basic iron and steel	-	433,100	-	-	5,213
C242	Manufacture of basic precious and other non-ferrous metals	1,463	-	-	-	-
C243	Casting of metals	-	-	-	-	-

*Continued*

TABLE 4.1 - *Continued*

2009 PSIC Code	Region/ Industry Description	Revenue				
		Foreign Exchange Gains	Gain from Sale of Assets	Gain Resulting from the Change in the Fair Value of Assets, Inventories	Gain from Sale of Investment Assets and Marketable Securities	Other Revenue
		(13)	(14)	(15)	(16)	(17)
C251	Manufacture of structural metal products, tanks, reservoirs and steam generators	-	-	-	-	3,209
C252	Manufacture of weapons and ammunition	1,974	-	-	-	65,623
C259	Manufacture of other fabricated metal products; metal working service activities	4,726	15	-	-	10,938
C261	Manufacture of electronic components	-	181	-	-	1,398
C262	Manufacture of computers and peripheral equipment and accessories	2,228	-	-	-	64
C263	Manufacture of communication equipment		-	-	-	-
C264	Manufacture of consumer electronics		-	-	-	607
C265	Manufacture of measuring, testing, navigating and control equipment; watches and clocks	-	-	-	-	200
C267	Manufacture of optical instruments and photographic equipment	-	-	-	-	-
C271	Manufacture of electric motors, generators, transformers and electricity distribution and control apparatus	-	-	-	-	467
C272	Manufacture of batteries and accumulators	-	-	-	-	3,240
C273	Manufacture of wiring and wiring devices	-	-	-	-	36,389
C274	Manufacture of electric lighting equipment	-	-	-	-	-
C275	Manufacture of domestic appliances	-	-	-	-	-
C279	Manufacture of other electrical equipment	s	s	s	s	s
C281	Manufacture of general purpose machinery	-	-	-	-	-
C282	Manufacture of special purpose machinery	3,649	960	-	-	12,532
C291	Manufacture of motor vehicles	-	-	-	-	-
C292	Manufacture of bodies (coachwork) for motor vehicles; manufacture of trailers and semi-trailers	-	-	-	-	-
C293	Manufacture of parts and accessories for motor vehicles	-	-	-	-	-
C301	Building of ships and boats	-	-	-	-	-
C303	Manufacture of air and spacecraft and related machinery	51,420	313	-	-	3,118
C309	Manufacture of transport equipment, n.e.c.			-	-	-
C310	Manufacture of furniture	2,053	-	-	-	869
C321	Manufacture of jewelry, bijouterie and related articles	-	-	-	-	-
C322	Manufacture of musical instruments	s	s	s	s	s
C323	Manufacture of sports goods	3,493	9	-	-	5,433
C324	Manufacture of games and toys	2,726	-	-	-	-
C325	Manufacture of medical and dental instruments and supplies	-	-	-	-	1,817
C329	Other manufacturing, n.e.c.	-	-	-	-	-
C331	Repair of fabricated metal products, machinery and equipment	-	-	-	1,783	18,121
C332	Installation of industrial machinery and equipment	s	s	s	s	s

*Continued*

TABLE 4.1 - *Continued*

2009 PSIC Code	Region/ Industry Description	Revenue				
		Foreign Exchange Gains	Gain from Sale of Assets	Gain Resulting from the Change in the Fair Value of Assets, Inventories	Gain from Sale of Investment Assets and Marketable Securities	Other Revenue
		(13)	(14)	(15)	(16)	(17)
	<b>Cordillera Administrative Region</b>	<b>40,245</b>	<b>24,183</b>	<b>14,594</b>	<b>-</b>	<b>50,660</b>
C101	Processing and preserving of meat	s	s	s	s	s
C103	Processing and preserving of fruits and vegetables	-	-	-	-	-
C105	Manufacture of dairy products	s	s	s	s	s
C106	Manufacture of grain mill products, starches and starch products	-	-	74	-	261
C107	Manufacture of other food products	-	-	-	-	-
C110	Manufacture of beverages	-	-	-	-	-
C131	Spinning, weaving and finishing of textiles	}	}	-	-	208
C139	Manufacture of other textiles					
C141	Manufacture of wearing apparel, except fur apparel	s	s	s	s	s
C142	Custom tailoring and dressmaking	-	-	-	-	-
C162	Manufacture of products of wood, cork, straw and plaiting materials	s	s	s	s	s
C170	Manufacture of paper and paper products	s	s	s	s	s
C181	Printing and service activities related to printing	-	-	-	-	-
C201	Manufacture of basic chemicals	s	s	s	s	s
C202	Manufacture of other chemical products, n.e.c.	s	s	s	s	s
C221	Manufacture of rubber products	}	}	-	-	-
C222	Manufacture of plastic products					
C231	Manufacture of glass and glass products	s	s	s	s	s
C239	Manufacture of non-metallic mineral products, n.e.c.	s	s	s	s	s
C241	Manufacture of basic iron and steel	s	s	s	s	s
C242	Manufacture of basic precious and other non-ferrous metals	s	s	s	s	s
C251	Manufacture of structural metal products, tanks, reservoirs and steam generators	-	-	-	-	-
C259	Manufacture of other fabricated metal products; metal working service activities	-	-	-	-	-
C261	Manufacture of electronic components	-	18,890	14,520	-	45,837
C281	Manufacture of general purpose machinery	}	}	-	-	-
C282	Manufacture of special purpose machinery					
C303	Manufacture of air and spacecraft and related machinery	s	s	s	s	s
C310	Manufacture of furniture	s	s	s	s	s
C321	Manufacture of jewelry, bijouterie and related articles	s	s	s	s	s
C331	Repair of fabricated metal products, machinery and equipment	-	-	-	-	-
	<b>I - Ilocos Region</b>	<b>3,103</b>	<b>70</b>	<b>-</b>	<b>13</b>	<b>260,436</b>
C101	Processing and preserving of meat	-	-	-	-	14,014
C102	Processing and preserving of fish, crustaceans and mollusks	-	-	-	-	-

*Continued*

TABLE 4.1 - *Continued*

2009 PSIC Code	Region/ Industry Description	Revenue				
		Foreign Exchange Gains	Gain from Sale of Assets	Gain Resulting from the Change in the Fair Value of Assets, Inventories	Gain from Sale of Investment Assets and Marketable Securities	Other Revenue
		(13)	(14)	(15)	(16)	(17)
C103	Processing and preserving of fruits and vegetables	s	s	s	s	s
C105	Manufacture of dairy products	s	s	s	s	s
C106	Manufacture of grain mill products, starches and starch products	-	-	-	-	-
C107	Manufacture of other food products	-	-	-	-	-
C108	Manufacture of prepared animal feeds	-	-	-	-	-
C110	Manufacture of beverages	1,018	-	-	-	222,465
C120	Manufacture of tobacco products	2,085	-	-	-	18,516
C131	Spinning, weaving and finishing of textiles	-	-	-	-	-
C141	Manufacture of wearing apparel, except fur apparel	-	-	-	-	-
C142	Custom tailoring and dressmaking	-	-	-	-	-
C162	Manufacture of products of wood, cork, straw and plaiting materials	-	-	-	-	-
C170	Manufacture of paper and paper products	s	s	s	s	s
C181	Printing and service activities related to printing	-	-	-	-	-
C201	Manufacture of basic chemicals	-	-	-	-	5,123
C202	Manufacture of other chemical products, n.e.c.	-	-	-	-	
C210	Manufacture of pharmaceuticals, medicinal chemical and botanical products	s	s	s	s	s
C221	Manufacture of rubber products	s	s	s	s	s
C222	Manufacture of plastic products	s	s	s	s	s
C239	Manufacture of non-metallic mineral products, n.e.c.	-	-	-	-	-
C241	Manufacture of basic iron and steel	-	70	-	-	-
C251	Manufacture of structural metal products, tanks, reservoirs and steam generators	-	-	-	-	-
C259	Manufacture of other fabricated metal products; metal working service activities	-	-	-	-	-
C282	Manufacture of special purpose machinery	-	-	-	-	39
C292	Manufacture of bodies (coachwork) for motor vehicles; manufacture of trailers and semi-trailers	-	-	-	-	-
C293	Manufacture of parts and accessories for motor vehicles	-	-	-	-	-
C309	Manufacture of transport equipment, n.e.c.	s	s	s	s	s
C310	Manufacture of furniture	-	-	-	-	-
C321	Manufacture of jewelry, bijouterie and related articles	-	-	-	-	-
C324	Manufacture of games and toys	-	-	-	-	10
C329	Other manufacturing, n.e.c.	-	-	-	-	-
C331	Repair of fabricated metal products, machinery and equipment	-	-	-	-	-
<b>II - Cagayan Valley</b>		<b>15,112</b>	<b>1,230</b>	<b>-</b>	<b>-</b>	<b>42,528</b>
C101	Processing and preserving of meat	-	467	-	-	-

*Continued*

TABLE 4.1 - *Continued*

2009 PSIC Code	Region/ Industry Description	Revenue				
		Foreign Exchange Gains	Gain from Sale of Assets	Gain Resulting from the Change in the Fair Value of Assets, Inventories	Gain from Sale of Investment Assets and Marketable Securities	Other Revenue
		(13)	(14)	(15)	(16)	(17)
C102	Processing and preserving of fish, crustaceans and mollusks	\$	\$	\$	\$	\$
C103	Processing and preserving of fruits and vegetables	-	-	-	-	-
C105	Manufacture of dairy products	\$	\$	\$	\$	\$
C106	Manufacture of grain mill products, starches and starch products	-	-	-	-	6,538
C107	Manufacture of other food products	-	-	-	-	-
C108	Manufacture of prepared animal feeds	-	-	-	-	-
C110	Manufacture of beverages	5,157	-	-	-	22,473
C120	Manufacture of tobacco products	\$	\$	\$	\$	\$
C131	Spinning, weaving and finishing of textiles	\$	\$	\$	\$	\$
C139	Manufacture of other textiles	\$	\$	\$	\$	\$
C142	Custom tailoring and dressmaking	-	-	-	-	-
C162	Manufacture of products of wood, cork, straw and plaiting materials	-	-	-	-	-
C181	Printing and service activities related to printing	-	-	-	-	-
C182	Reproduction of recorded media	\$	\$	\$	\$	\$
C192	Manufacture of refined petroleum products	\$	\$	\$	\$	\$
C199	Manufacture of other fuel products	\$	\$	\$	\$	\$
C201	Manufacture of basic chemicals	\$	\$	\$	\$	\$
C231	Manufacture of glass and glass products	}	}	}	}	48
C239	Manufacture of non-metallic mineral products, n.e.c.					
C251	Manufacture of structural metal products, tanks, reservoirs and steam generators	-	-	-	-	-
C259	Manufacture of other fabricated metal products; metal working service activities	-	-	-	-	-
C282	Manufacture of special purpose machinery	-	-	-	-	-
C310	Manufacture of furniture	-	-	-	-	-
C321	Manufacture of jewelry, bijouterie and related articles	\$	\$	\$	\$	\$
C329	Other manufacturing, n.e.c.	\$	\$	\$	\$	\$
C331	Repair of fabricated metal products, machinery and equipment	-	-	-	-	-
	<b>III - Central Luzon</b>	<b>1,750,268</b>	<b>167,357</b>	<b>814,672</b>	<b>117</b>	<b>2,999,252</b>
C101	Processing and preserving of meat	-	-	-	-	3,743
C102	Processing and preserving of fish, crustaceans and mollusks	27,920	-	-	-	49,480
C103	Processing and preserving of fruits and vegetables	-	39	-	35	-
C104	Manufacture of vegetable and animal oils and fats	-	-	-	-	-
C105	Manufacture of dairy products	119,992	-	-	-	16
C106	Manufacture of grain mill products, starches and starch products	-	-	-	-	-

*Continued*

TABLE 4.1 - *Continued*

2009 PSIC Code	Region/ Industry Description	Revenue				
		Foreign Exchange Gains	Gain from Sale of Assets	Gain Resulting from the Change in the Fair Value of Assets, Inventories	Gain from Sale of Investment Assets and Marketable Securities	Other Revenue
		(13)	(14)	(15)	(16)	(17)
C107	Manufacture of other food products	576	85	249,828	-	78,375
C108	Manufacture of prepared animal feeds	3,699	975	190,016	83	79,697
C110	Manufacture of beverages	11,326	32,592	-	-	24,586
C120	Manufacture of tobacco products	s	s	s	s	s
C131	Spinning, weaving and finishing of textiles	754	-	-	-	5,202
C139	Manufacture of other textiles	3,574	-	-	-	-
C141	Manufacture of wearing apparel, except fur apparel	25,457	855	-	-	6,321
C142	Custom tailoring and dressmaking	-	-	-	-	-
C143	Manufacture of knitted and crocheted apparel					
C151	Tanning and dressing of leather; manufacture of luggage and handbags	22,870	-	-	-	-
C152	Manufacture of footwear	25,802	-	-	-	31,522
C161	Sawmilling and planing of wood	-	-	-	-	-
C162	Manufacture of products of wood, cork, straw and plaiting materials					
C170	Manufacture of paper and paper products	3,835	13,418	-	-	110,769
C181	Printing and service activities related to printing	129	-	-	-	-
C192	Manufacture of refined petroleum products	-	-	14,229	-	897,674
C201	Manufacture of basic chemicals	118,593	4,520	-	-	74,088
C202	Manufacture of other chemical products, n.e.c.	16,853	242	-	-	1,434
C210	Manufacture of pharmaceuticals, medicinal chemical and botanical products	-	15	-	-	-
C221	Manufacture of rubber products	360,961	1,793	-	-	905,359
C222	Manufacture of plastic products	6,963	918	-	-	3,289
C231	Manufacture of glass and glass products	673	-	-	-	93
C239	Manufacture of non-metallic mineral products, n.e.c.	-	24,777	349,759	-	81,373
C241	Manufacture of basic iron and steel	-	147	-	-	-
C242	Manufacture of basic precious and other non-ferrous metals	2,544	-	-	-	1,428
C243	Casting of metals	-	-	-	-	-
C251	Manufacture of structural metal products, tanks, reservoirs and steam generators	1,667	2,728	-	-	88,194
C252	Manufacture of weapons and ammunition	116,359	5,868	-	-	101,070
C259	Manufacture of other fabricated metal products; metal working service activities					
C261	Manufacture of electronic components	455,791	15,707	10,840	-	131,975
C262	Manufacture of computers and peripheral equipment and accessories	273,096	55,390	-	-	44,660
C264	Manufacture of consumer electronics	14	-	-	-	1,200
C265	Manufacture of measuring, testing, navigating and control equipment; watches and clocks					
C271	Manufacture of electric motors, generators, transformers and electricity distribution and control apparatus	1,163	-	-	-	1,435

*Continued*



TABLE 4.1 - Continued

2009 PSIC Code	Region/ Industry Description	Revenue				
		Foreign Exchange Gains	Gain from Sale of Assets	Gain Resulting from the Change in the Fair Value of Assets, Inventories	Gain from Sale of Investment Assets and Marketable Securities	Other Revenue
		(13)	(14)	(15)	(16)	(17)
C272	Manufacture of batteries and accumulators	-	-	-	-	4,877
C273	Manufacture of wiring and wiring devices	7	348	-	-	-
C274	Manufacture of electric lighting equipment	2,947	-	-	-	1,017
C275	Manufacture of domestic appliances	-	-	-	-	-
C279	Manufacture of other electrical equipment	-	-	-	-	1,618
C281	Manufacture of general purpose machinery	29,764	4,104	-	-	26,044
C282	Manufacture of special purpose machinery	505	-	-	-	24
C291	Manufacture of motor vehicles	}	}	}	}	}
C292	Manufacture of bodies (coachwork) for motor vehicles; manufacture of trailers and semi-trailers					
C293	Manufacture of parts and accessories for motor vehicles					
C301	Building of ships and boats	s	s	s	s	s
C303	Manufacture of air and spacecraft and related machinery	12,532	-	-	-	408
C309	Manufacture of transport equipment, n.e.c.	-	-	-	-	-
C310	Manufacture of furniture	1,250	88	-	-	-
C321	Manufacture of jewelry, bijouterie and related articles	-	-	-	-	-
C322	Manufacture of musical instruments	s	s	s	s	s
C323	Manufacture of sports goods	-	-	-	-	4,117
C324	Manufacture of games and toys	371	-	-	-	-
C325	Manufacture of medical and dental instruments and supplies	49,739	249	-	-	23,596
C329	Other manufacturing, n.e.c.	240	94	-	-	-
C331	Repair of fabricated metal products, machinery and equipment	16,331	692	-	-	5,643
C332	Installation of industrial machinery and equipment	s	s	s	s	s
	<b>IVA - CALABARZON</b>	<b>9,310,177</b>	<b>1,148,802</b>	<b>269,256</b>	<b>48,842</b>	<b>7,243,654</b>
C101	Processing and preserving of meat	4,071	-	-	-	324,315
C102	Processing and preserving of fish, crustaceans and mollusks	-	-	-	-	-
C103	Processing and preserving of fruits and vegetables	3,414	174	-	-	246,967
C104	Manufacture of vegetable and animal oils and fats	2,345	576	-	-	2,429
C105	Manufacture of dairy products	1,526,381	98,790	-	-	233,764
C106	Manufacture of grain mill products, starches and starch products	-	-	-	-	6,154
C107	Manufacture of other food products	4,128	8,247	34,655	4,201	72,891
C108	Manufacture of prepared animal feeds	-	-	-	-	-
C110	Manufacture of beverages	1,286	198,530	-	-	1,085
C120	Manufacture of tobacco products	-	3,803	-	-	72,386
C131	Spinning, weaving and finishing of textiles	754	-	-	-	2,790
C139	Manufacture of other textiles	141,121	6	-	-	38,026
C141	Manufacture of wearing apparel, except fur apparel	49,934	390	651	33	22,363

Continued

TABLE 4.1 - Continued

2009 PSIC Code	Region/ Industry Description	Revenue				
		Foreign Exchange Gains	Gain from Sale of Assets	Gain Resulting from the Change in the Fair Value of Assets, Inventories	Gain from Sale of Investment Assets and Marketable Securities	Other Revenue
		(13)	(14)	(15)	(16)	(17)
C142	Custom tailoring and dressmaking	-	-	-	-	105
C143	Manufacture of knitted and crocheted apparel	14,954	-	-	-	-
C151	Tanning and dressing of leather; manufacture of luggage and handbags	2	-	-	-	946
C152	Manufacture of footwear	154	2,152	-	-	-
C161	Sawmilling and planing of wood	159,612	665	-	-	12,297
C162	Manufacture of products of wood, cork, straw and plaiting materials					
C170	Manufacture of paper and paper products					
C181	Printing and service activities related to printing	47,599	1,925	-	-	19,379
C182	Reproduction of recorded media	12,310	1,299	8,088	-	159,221
C192	Manufacture of refined petroleum products	s	s	s	s	s
C199	Manufacture of other fuel products	510,143	265,724	-	-	71,354
C201	Manufacture of basic chemicals	259,085	719	5,598	-	128,172
C202	Manufacture of other chemical products, n.e.c.	6,491	879	17,964	-	26,000
C210	Manufacture of pharmaceuticals, medicinal chemical and botanical products	42,671	25	-	167	18,265
C221	Manufacture of rubber products	18,642	19	-	-	6,409
C222	Manufacture of plastic products	103,918	4,241	-	27,073	842,659
C231	Manufacture of glass and glass products	3,568	-	-	-	31,569
C239	Manufacture of non-metallic mineral products, n.e.c.	245,045	31,671	-	-	247,223
C241	Manufacture of basic iron and steel	75,065	1,685	-	-	2,072
C242	Manufacture of basic precious and other non-ferrous metals	385	-	-	-	348
C243	Casting of metals	9,962	-	-	-	303,627
C251	Manufacture of structural metal products, tanks, reservoirs and steam generators	119,369	2,083	-	-	118,661
C259	Manufacture of other fabricated metal products; metal working service activities	50,801	8,107	2,856	-	127,397
C261	Manufacture of electronic components	3,135,426	320,240	121,976	3,345	2,286,439
C262	Manufacture of computers and peripheral equipment and accessories	78,934	2,054	4,046	-	31,666
C263	Manufacture of communication equipment	48,209	-	-	-	795
C264	Manufacture of consumer electronics	9,236	200	-	-	8,303
C265	Manufacture of measuring, testing, navigating and control equipment; watches and clocks	11,634	327	-	-	5,067
C267	Manufacture of optical instruments and photographic equipment	133,774	2,154	-	-	44
C271	Manufacture of electric motors, generators, transformers and electricity distribution and control apparatus	46,857	-	-	-	6,441
C272	Manufacture of batteries and accumulators	15,349	-	-	-	8,733
C273	Manufacture of wiring and wiring devices	28,806	230	-	-	2,828
C274	Manufacture of electric lighting equipment	563	354	-	631	21,731

Continued

TABLE 4.1 - Continued

2009 PSIC Code	Region/ Industry Description	Revenue				
		Foreign Exchange Gains	Gain from Sale of Assets	Gain Resulting from the Change in the Fair Value of Assets, Inventories	Gain from Sale of Investment Assets and Marketable Securities	Other Revenue
		(13)	(14)	(15)	(16)	(17)
C275	Manufacture of domestic appliances	10,969	-	-	7,396	2,422
C279	Manufacture of other electrical equipment	7,222	-	-	-	9,498
C281	Manufacture of general purpose machinery	114,663	-	-	-	59,597
C282	Manufacture of special purpose machinery	225,724	909	-	-	128,264
C291	Manufacture of motor vehicles	205,824	49,463	-	-	333,127
C292	Manufacture of bodies (coachwork) for motor vehicles; manufacture of trailers and semi-trailers	-	-	-	-	-
C293	Manufacture of parts and accessories for motor vehicles	906,675	136,494	1,776	5,997	658,923
C301	Building of ships and boats	10,454	-	-	-	8,527
C303	Manufacture of air and spacecraft and related machinery	895,091	2,602	-	-	137,674
C309	Manufacture of transport equipment, n.e.c.					
C310	Manufacture of furniture	-	-	400	-	9,119
C321	Manufacture of jewelry, bijouterie and related articles	1,043	-	-	-	9
C323	Manufacture of sports goods	3,059	-	-	-	3,836
C324	Manufacture of games and toys	1,170	-	-	-	1,031
C325	Manufacture of medical and dental instruments and supplies	1,822	-	71,246	-	377,205
C329	Other manufacturing, n.e.c.	4,047	439	-	-	2,514
C331	Repair of fabricated metal products, machinery and equipment	-	1,321	-	-	614
	<b>MIMAROPA</b>	<b>72,570</b>	<b>56</b>	<b>-</b>	<b>-</b>	<b>42,593</b>
C101	Processing and preserving of meat	s	s	s	s	s
C103	Processing and preserving of fruits and vegetables	s	s	s	s	s
C104	Manufacture of vegetable and animal oils and fats	-	56	-	-	864
C105	Manufacture of dairy products	s	s	s	s	s
C106	Manufacture of grain mill products, starches and starch products	-	-	-	-	41,569
C107	Manufacture of other food products	-	-	-	-	-
C110	Manufacture of beverages	-	-	-	-	-
C131	Spinning, weaving and finishing of textiles	s	s	s	s	s
C142	Custom tailoring and dressmaking	-	-	-	-	-
C151	Tanning and dressing of leather; manufacture of luggage and handbags	s	s	s	s	s
C162	Manufacture of products of wood, cork, straw and plaiting materials	s	s	s	s	s
C181	Printing and service activities related to printing	-	-	-	-	-
C192	Manufacture of refined petroleum products	s	s	s	s	s
C201	Manufacture of basic chemicals	-	-	-	-	-
C202	Manufacture of other chemical products, n.e.c.					
C210	Manufacture of pharmaceuticals, medicinal chemical and botanical products	s	s	s	s	s

Continued

TABLE 4.1 - *Continued*

2009 PSIC Code	Region/ Industry Description	Revenue				
		Foreign Exchange Gains	Gain from Sale of Assets	Gain Resulting from the Change in the Fair Value of Assets, Inventories	Gain from Sale of Investment Assets and Marketable Securities	Other Revenue
		(13)	(14)	(15)	(16)	(17)
C222	Manufacture of plastic products	\$	\$	\$	\$	\$
C239	Manufacture of non-metallic mineral products, n.e.c.	-	-	-	-	-
C242	Manufacture of basic precious and other non-ferrous metals	\$	\$	\$	\$	\$
C259	Manufacture of other fabricated metal products; metal working service activities	-	-	-	-	-
C282	Manufacture of special purpose machinery	\$	\$	\$	\$	\$
C310	Manufacture of furniture	-	-	-	-	-
C331	Repair of fabricated metal products, machinery and equipment	-	-	-	-	-
	<b>V - Bicol Region</b>	<b>57,047</b>	<b>17,873</b>	<b>-</b>	<b>-</b>	<b>125,548</b>
C101	Processing and preserving of meat	-	-	-	-	-
C102	Processing and preserving of fish, crustaceans and mollusks	-	-	-	-	-
C103	Processing and preserving of fruits and vegetables	-	-	-	-	-
C104	Manufacture of vegetable and animal oils and fats	2	-	-	-	42,322
C105	Manufacture of dairy products	-	-	-	-	-
C106	Manufacture of grain mill products, starches and starch products	-	-	-	-	-
C107	Manufacture of other food products	-	-	-	-	82
C108	Manufacture of prepared animal feeds	-	-	-	-	8,508
C110	Manufacture of beverages	-	-	-	-	72,555
C120	Manufacture of tobacco products	\$	\$	\$	\$	\$
C131	Spinning, weaving and finishing of textiles	-	-	-	-	-
C139	Manufacture of other textiles	-	-	-	-	1,450
C141	Manufacture of wearing apparel, except fur apparel	}	}	}	}	}
C142	Custom tailoring and dressmaking					
C152	Manufacture of footwear	\$	\$	\$	\$	\$
C162	Manufacture of products of wood, cork, straw and plaiting materials	-	80	-	-	-
C170	Manufacture of paper and paper products	\$	\$	\$	\$	\$
C181	Printing and service activities related to printing	-	-	-	-	-
C192	Manufacture of refined petroleum products	\$	\$	\$	\$	\$
C201	Manufacture of basic chemicals	-	-	-	-	-
C210	Manufacture of pharmaceuticals, medicinal chemical and botanical products	\$	\$	\$	\$	\$
C231	Manufacture of glass and glass products	}	}	}	}	}
C239	Manufacture of non-metallic mineral products, n.e.c.					
C241	Manufacture of basic iron and steel	}	}	}	}	}
C242	Manufacture of basic precious and other non-ferrous metals					

*Continued*

TABLE 4.1 - *Continued*

2009 PSIC Code	Region/ Industry Description	Revenue				
		Foreign Exchange Gains	Gain from Sale of Assets	Gain Resulting from the Change in the Fair Value of Assets, Inventories	Gain from Sale of Investment Assets and Marketable Securities	Other Revenue
		(13)	(14)	(15)	(16)	(17)
C251	Manufacture of structural metal products, tanks, reservoirs and steam generators	-	-	-	-	-
C259	Manufacture of other fabricated metal products; metal working service activities	-	-	-	-	-
C282	Manufacture of special purpose machinery	-	-	-	-	-
C293	Manufacture of parts and accessories for motor vehicles	\$	\$	\$	\$	\$
C310	Manufacture of furniture	-	-	-	-	-
C329	Other manufacturing, n.e.c.	-	-	-	-	-
C331	Repair of fabricated metal products, machinery and equipment	-	-	-	-	630
	<b>VI - Western Visayas</b>	<b>13,731</b>	<b>4,650</b>	<b>22,503</b>	<b>25,852</b>	<b>983,238</b>
C101	Processing and preserving of meat	-	-	-	-	-
C102	Processing and preserving of fish, crustaceans and mollusks	848	-	-	-	426
C103	Processing and preserving of fruits and vegetables	-	-	-	-	1,045
C104	Manufacture of vegetable and animal oils and fats	-	-	-	-	-
C105	Manufacture of dairy products	-	-	-	-	-
C106	Manufacture of grain mill products, starches and starch products	1,880	1,917	-	-	-
C107	Manufacture of other food products	10,976	502	18,868	20,602	956,227
C108	Manufacture of prepared animal feeds	-	311	-	-	-
C110	Manufacture of beverages	-	34	-	-	25,067
C131	Spinning, weaving and finishing of textiles	-	-	-	-	-
C139	Manufacture of other textiles	-	-	-	-	-
C141	Manufacture of wearing apparel, except fur apparel	-	-	-	-	-
C142	Custom tailoring and dressmaking	-	-	-	-	-
C161	Sawmilling and planing of wood					
C162	Manufacture of products of wood, cork, straw and plaiting materials	-	-	-	-	176
C170	Manufacture of paper and paper products	\$	\$	\$	\$	\$
C181	Printing and service activities related to printing	-	-	-	-	-
C199	Manufacture of other fuel products	\$	\$	\$	\$	\$
C201	Manufacture of basic chemicals	15	1,886	3,635	5,250	264
C202	Manufacture of other chemical products, n.e.c.	-	-	-	-	-
C210	Manufacture of pharmaceuticals, medicinal chemical and botanical products	-	-	-	-	-
C222	Manufacture of plastic products	-	-	-	-	32
C231	Manufacture of glass and glass products					
C239	Manufacture of non-metallic mineral products, n.e.c.	-	-	-	-	-
C241	Manufacture of basic iron and steel					
C243	Casting of metals	11	-	-	-	-

*Continued*

TABLE 4.1 - *Continued*

2009 PSIC Code	Region/ Industry Description	Revenue				
		Foreign Exchange Gains	Gain from Sale of Assets	Gain Resulting from the Change in the Fair Value of Assets, Inventories	Gain from Sale of Investment Assets and Marketable Securities	Other Revenue
		(13)	(14)	(15)	(16)	(17)
C251	Manufacture of structural metal products, tanks, reservoirs and steam generators	-	-	-	-	-
C259	Manufacture of other fabricated metal products; metal working service activities	-	-	-	-	-
C273	Manufacture of wiring and wiring devices	s	s	s	s	s
C275	Manufacture of domestic appliances	s	s	s	s	s
C282	Manufacture of special purpose machinery	-	-	-	-	-
C310	Manufacture of furniture	-	-	-	-	-
C329	Other manufacturing, n.e.c.	-	-	-	-	-
C331	Repair of fabricated metal products, machinery and equipment	-	-	-	-	-
	<b>VII - Central Visayas</b>	<b>600,481</b>	<b>56,266</b>	<b>13,216</b>	<b>826,074</b>	<b>459,674</b>
C101	Processing and preserving of meat	634	1,048	-	-	8,189
C102	Processing and preserving of fish, crustaceans and mollusks	455	-	-	-	-
C103	Processing and preserving of fruits and vegetables	1,010	-	-	-	-
C104	Manufacture of vegetable and animal oils and fats	15,107	98	1	-	6,242
C105	Manufacture of dairy products	8,615	-	-	-	-
C106	Manufacture of grain mill products, starches and starch products	-	-	-	-	225
C107	Manufacture of other food products	793	442	7,604	-	21,278
C108	Manufacture of prepared animal feeds	-	32	-	11	-
C110	Manufacture of beverages	1,333	34,039	-	-	35,450
C131	Spinning, weaving and finishing of textiles	-	-	-	-	-
C139	Manufacture of other textiles	4,724	-	-	-	-
C141	Manufacture of wearing apparel, except fur apparel	48,823	609	-	-	1,234
C142	Custom tailoring and dressmaking	-	-	-	-	-
C151	Tanning and dressing of leather; manufacture of luggage and handbags	s	s	s	s	s
C152	Manufacture of footwear	-	-	-	-	47
C161	Sawmilling and planing of wood	1,082	-	-	825,856	43
C162	Manufacture of products of wood, cork, straw and plaiting materials					
C170	Manufacture of paper and paper products	75	-	-	-	253
C181	Printing and service activities related to printing	243	-	-	-	84
C199	Manufacture of other fuel products	s	s	s	s	s
C201	Manufacture of basic chemicals	-	-	-	-	-
C202	Manufacture of other chemical products, n.e.c.	12,159	5,645	-	-	7,827
C203	Manufacture of man-made fibers					
C210	Manufacture of pharmaceuticals, medicinal chemical and botanical products					

*Continued*

TABLE 4.1 - *Continued*

2009 PSIC Code	Region/ Industry Description	Revenue				
		Foreign Exchange Gains	Gain from Sale of Assets	Gain Resulting from the Change in the Fair Value of Assets, Inventories	Gain from Sale of Investment Assets and MarkeTable Securities	Other Revenue
		(13)	(14)	(15)	(16)	(17)
C221	Manufacture of rubber products	24,897	-	-	-	1,555
C222	Manufacture of plastic products	8,900	-	1,212	-	-
C231	Manufacture of glass and glass products	482	617	-	-	-
C239	Manufacture of non-metallic mineral products, n.e.c.	56,892	1,997	-	-	15,080
C241	Manufacture of basic iron and steel					
C242	Manufacture of basic precious and other non-ferrous metals	3,532	1,671	-	207	687
C243	Casting of metals	5,024	246	-	-	2,601
C251	Manufacture of structural metal products, tanks, reservoirs and steam generators	5,162	-	-	-	5,851
C252	Manufacture of weapons and ammunition	s	s	s	s	s
C259	Manufacture of other fabricated metal products; metal working service activities	38,004	-	-	-	15,384
C261	Manufacture of electronic components	82,784	2,862	-	-	120,248
C262	Manufacture of computers and peripheral equipment and accessories					
C263	Manufacture of communication equipment	5,944	98	-	-	-
C265	Manufacture of measuring, testing, navigating and control equipment; watches and clocks	-	-	-	-	861
C267	Manufacture of optical instruments and photographic equipment	12,066	2,800	-	-	4,214
C271	Manufacture of electric motors, generators, transformers and electricity distribution and control apparatus	2,602	28	-	-	-
C273	Manufacture of wiring and wiring devices	s	s	s	s	s
C274	Manufacture of electric lighting equipment	32	-	-	-	379
C275	Manufacture of domestic appliances	-	-	-	-	508
C281	Manufacture of general purpose machinery	21,455	410	-	-	5,654
C282	Manufacture of special purpose machinery	-	-	-	-	2,610
C291	Manufacture of motor vehicles	-	-	-	-	1,124
C292	Manufacture of bodies (coachwork) for motor vehicles; manufacture of trailers and semi-trailers	3,585	-	-	-	3,488
C293	Manufacture of parts and accessories for motor vehicles					
C301	Building of ships and boats	22,917	-	-	-	8,581
C309	Manufacture of transport equipment, n.e.c.	s	s	s	s	s
C310	Manufacture of furniture	38,913	2,140	-	-	35,944
C321	Manufacture of jewelry, bijouterie and related articles	2,897	67	-	-	1,919
C322	Manufacture of musical instruments	s	s	s	s	s
C323	Manufacture of sports goods	s	s	s	s	s
C324	Manufacture of games and toys	29	114	-	-	2,915
C325	Manufacture of medical and dental instruments and supplies	81	-	-	-	15
C329	Other manufacturing, n.e.c.	388	176	-	-	1,110

*Continued*

TABLE 4.1 - *Continued*

2009 PSIC Code	Region/ Industry Description	Revenue				
		Foreign Exchange Gains	Gain from Sale of Assets	Gain Resulting from the Change in the Fair Value of Assets, Inventories	Gain from Sale of Investment Assets and Marketable Securities	Other Revenue
		(13)	(14)	(15)	(16)	(17)
C331	Repair of fabricated metal products, machinery and equipment	150,927	1,040	-	-	144,425
	<b>VIII - Eastern Visayas</b>	-	-	-	-	<b>10,188</b>
C101	Processing and preserving of meat	s	s	s	s	s
C102	Processing and preserving of fish, crustaceans and mollusks	-	-	-	-	95
C103	Processing and preserving of fruits and vegetables	s	s	s	s	s
C104	Manufacture of vegetable and animal oils and fats	-	-	-	-	-
C106	Manufacture of grain mill products, starches and starch products	-	-	-	-	54
C107	Manufacture of other food products	-	-	-	-	-
C110	Manufacture of beverages	-	-	-	-	1,461
C139	Manufacture of other textiles	s	s	s	s	s
C142	Custom tailoring and dressmaking	-	-	-	-	-
C162	Manufacture of products of wood, cork, straw and plaiting materials	s	s	s	s	s
C170	Manufacture of paper and paper products	-	-	-	-	-
C181	Printing and service activities related to printing	-	-	-	-	53
C192	Manufacture of refined petroleum products	s	s	s	s	s
C201	Manufacture of basic chemicals	}	-	-	-	-
C202	Manufacture of other chemical products, n.e.c.					
C210	Manufacture of pharmaceuticals, medicinal chemical and botanical products	s	s	s	s	s
C221	Manufacture of rubber products	s	s	s	s	s
C222	Manufacture of plastic products	s	s	s	s	s
C231	Manufacture of glass and glass products	-	-	-	-	-
C239	Manufacture of non-metallic mineral products, n.e.c.	-	-	-	-	-
C242	Manufacture of basic precious and other non-ferrous metals	s	s	s	s	s
C243	Casting of metals	s	s	s	s	s
C251	Manufacture of structural metal products, tanks, reservoirs and steam generators	s	s	s	s	s
C259	Manufacture of other fabricated metal products; metal working service activities	-	-	-	-	-
C273	Manufacture of wiring and wiring devices	s	s	s	s	s
C282	Manufacture of special purpose machinery	s	s	s	s	s
C310	Manufacture of furniture	-	-	-	-	33
C329	Other manufacturing, n.e.c.	-	-	-	-	-
C331	Repair of fabricated metal products, machinery and equipment	-	-	-	-	-

*Continued*



TABLE 4.1 - *Continued*

2009 PSIC Code	Region/ Industry Description	Revenue				
		Foreign Exchange Gains	Gain from Sale of Assets	Gain Resulting from the Change in the Fair Value of Assets, Inventories	Gain from Sale of Investment Assets and Marketable Securities	Other Revenue
		(13)	(14)	(15)	(16)	(17)
	<b>IX - Zamboanga Peninsula</b>	<b>4,674</b>	<b>180</b>	<b>-</b>	<b>-</b>	<b>234,185</b>
C101	Processing and preserving of meat	-	-	-	-	-
C102	Processing and preserving of fish, crustaceans and mollusks	359	-	-	-	-
C103	Processing and preserving of fruits and vegetables	s	s	s	s	s
C104	Manufacture of vegetable and animal oils and fats	4,310	-	-	-	-
C105	Manufacture of dairy products	s	s	s	s	s
C106	Manufacture of grain mill products, starches and starch products	-	-	-	-	-
C107	Manufacture of other food products	-	-	-	-	-
C108	Manufacture of prepared animal feeds	s	s	s	s	s
C110	Manufacture of beverages	-	-	-	-	231,425
C142	Custom tailoring and dressmaking	-	-	-	-	-
C161	Sawmilling and planing of wood	-	-	-	-	-
C162	Manufacture of products of wood, cork, straw and plaiting materials	-	-	-	-	-
C181	Printing and service activities related to printing	-	-	-	-	-
C202	Manufacture of other chemical products, n.e.c.	s	s	s	s	s
C221	Manufacture of rubber products	-	-	-	-	1,941
C222	Manufacture of plastic products	-	-	-	-	100
C231	Manufacture of glass and glass products	-	180	-	-	-
C239	Manufacture of non-metallic mineral products, n.e.c.	-	-	-	-	-
C241	Manufacture of basic iron and steel	s	s	s	s	s
C251	Manufacture of structural metal products, tanks, reservoirs and steam generators	s	s	s	s	s
C259	Manufacture of other fabricated metal products; metal working service activities	-	-	-	-	-
C301	Building of ships and boats	s	s	s	s	s
C310	Manufacture of furniture	-	-	-	-	-
C324	Manufacture of games and toys	-	-	-	-	-
C329	Other manufacturing, n.e.c.	-	-	-	-	720
C331	Repair of fabricated metal products, machinery and equipment	-	-	-	-	-
	<b>X - Northern Mindanao</b>	<b>223,669</b>	<b>80,209</b>	<b>29,450</b>	<b>-</b>	<b>282,151</b>
C101	Processing and preserving of meat	-	-	-	-	2,318
C102	Processing and preserving of fish, crustaceans and mollusks	s	s	s	s	s
C103	Processing and preserving of fruits and vegetables	28,533	-	-	-	60,941
C104	Manufacture of vegetable and animal oils and fats	7,224	2,542	-	-	10,228
C105	Manufacture of dairy products	-	-	-	-	-

*Continued*

TABLE 4.1 - *Continued*

2009 PSIC Code	Region/ Industry Description	Revenue				
		Foreign Exchange Gains	Gain from Sale of Assets	Gain Resulting from the Change in the Fair Value of Assets, Inventories	Gain from Sale of Investment Assets and Marketable Securities	Other Revenue
		(13)	(14)	(15)	(16)	(17)
C106	Manufacture of grain mill products, starches and starch products	-	159	-	-	70,992
C107	Manufacture of other food products	-	-	-	-	107,911
C108	Manufacture of prepared animal feeds	-	-	-	-	-
C110	Manufacture of beverages	6,303	34,385	-	-	12,261
C139	Manufacture of other textiles	\$	\$	\$	\$	\$
C141	Manufacture of wearing apparel, except fur apparel	-	-	-	-	-
C142	Custom tailoring and dressmaking	-	-	-	-	-
C152	Manufacture of footwear	\$	\$	\$	\$	\$
C161	Sawmilling and planing of wood	-	-	-	-	-
C162	Manufacture of products of wood, cork, straw and plaiting materials	-	-	-	-	-
C170	Manufacture of paper and paper products	803	-	-	-	-
C181	Printing and service activities related to printing	-	-	-	-	-
C192	Manufacture of refined petroleum products	\$	\$	\$	\$	\$
C201	Manufacture of basic chemicals	17,358	8,188	29,450	-	256
C202	Manufacture of other chemical products, n.e.c.	59,803	134	-	-	5,376
C210	Manufacture of pharmaceuticals, medicinal chemical and botanical products	\$	\$	\$	\$	\$
C221	Manufacture of rubber products	\$	\$	\$	\$	\$
C222	Manufacture of plastic products	8	-	-	-	-
C231	Manufacture of glass and glass products	-	-	-	-	-
C239	Manufacture of non-metallic mineral products, n.e.c.	-	-	-	-	-
C241	Manufacture of basic iron and steel	103,637	22,212	-	-	11,868
C243	Casting of metals	\$	\$	\$	\$	\$
C251	Manufacture of structural metal products, tanks, reservoirs and steam generators	-	-	-	-	-
C252	Manufacture of weapons and ammunition	\$	\$	\$	\$	\$
C259	Manufacture of other fabricated metal products; metal working service activities	-	-	-	-	-
C282	Manufacture of special purpose machinery	-	-	-	-	-
C291	Manufacture of motor vehicles	-	-	-	-	-
C292	Manufacture of bodies (coachwork) for motor vehicles; manufacture of trailers and semi-trailers	\$	\$	\$	\$	\$
C310	Manufacture of furniture	-	-	-	-	-
C321	Manufacture of jewelry, bijouterie and related articles	-	-	-	-	-
C324	Manufacture of games and toys	-	-	-	-	-
C325	Manufacture of medical and dental instruments and supplies	-	-	-	-	-
C329	Other manufacturing, n.e.c.	-	-	-	-	-
C331	Repair of fabricated metal products, machinery and equipment	-	-	-	-	-

*Continued*

TABLE 4.1 - *Continued*

2009 PSIC Code	Region/ Industry Description	Revenue				
		Foreign Exchange Gains	Gain from Sale of Assets	Gain Resulting from the Change in the Fair Value of Assets, Inventories	Gain from Sale of Investment Assets and MarkeTable Securities	Other Revenue
		(13)	(14)	(15)	(16)	(17)
	<b>XI - Davao Region</b>	<b>343,469</b>	<b>1,509</b>	<b>-</b>	<b>-</b>	<b>837,387</b>
C101	Processing and preserving of meat	-	-	-	-	40,608
C102	Processing and preserving of fish, crustaceans and mollusks	-	-	-	-	-
C103	Processing and preserving of fruits and vegetables	-	-	-	-	479
C104	Manufacture of vegetable and animal oils and fats	298,122	871	-	-	589,245
C105	Manufacture of dairy products	-	450	-	-	-
C106	Manufacture of grain mill products, starches and starch products	-	-	-	-	-
C107	Manufacture of other food products	126	-	-	-	135,910
C108	Manufacture of prepared animal feeds	-	-	-	-	-
C110	Manufacture of beverages	597	-	-	-	1,204
C120	Manufacture of tobacco products	s	s	s	s	s
C131	Spinning, weaving and finishing of textiles	-	-	-	-	-
C139	Manufacture of other textiles	-	-	-	-	-
C141	Manufacture of wearing apparel, except fur apparel	-	-	-	-	-
C142	Custom tailoring and dressmaking	-	-	-	-	-
C152	Manufacture of footwear	-	-	-	-	11
C161	Sawmilling and planing of wood	1,712	-	-	-	-
C162	Manufacture of products of wood, cork, straw and plaiting materials					
C170	Manufacture of paper and paper products					
C181	Printing and service activities related to printing	-	-	-	-	-
C192	Manufacture of refined petroleum products	s	s	s	s	s
C201	Manufacture of basic chemicals	9	40	-	-	1,022
C202	Manufacture of other chemical products, n.e.c.	23,583	-	-	-	4,881
C210	Manufacture of pharmaceuticals, medicinal chemical and botanical products	-	-	-	-	-
C221	Manufacture of rubber products	-	-	-	-	-
C222	Manufacture of plastic products	2,169	148	-	-	16,523
C231	Manufacture of glass and glass products	-	-	-	-	-
C239	Manufacture of non-metallic mineral products, n.e.c.	17,060	-	-	-	45,047
C241	Manufacture of basic iron and steel	-	-	-	-	-
C242	Manufacture of basic precious and other non-ferrous metals	90	-	-	-	-
C243	Casting of metals	s	s	s	s	s
C251	Manufacture of structural metal products, tanks, reservoirs and steam generators	-	-	-	-	1,393
C252	Manufacture of weapons and ammunition	s	s	s	s	s
C259	Manufacture of other fabricated metal products; metal working service activities	-	-	-	-	-

*Continued*

TABLE 4.1 - *Continued*

2009 PSIC Code	Region/ Industry Description	Revenue				
		Foreign Exchange Gains	Gain from Sale of Assets	Gain Resulting from the Change in the Fair Value of Assets, Inventories	Gain from Sale of Investment Assets and Marketable Securities	Other Revenue
		(13)	(14)	(15)	(16)	(17)
C265	Manufacture of measuring, testing, navigating and control equipment; watches and clocks	\$	\$	\$	\$	\$
C275	Manufacture of domestic appliances	\$	\$	\$	\$	\$
C279	Manufacture of other electrical equipment	\$	\$	\$	\$	\$
C281	Manufacture of general purpose machinery	-	-	-	-	-
C282	Manufacture of special purpose machinery	-	-	-	-	-
C291	Manufacture of motor vehicles	\$	\$	\$	\$	\$
C293	Manufacture of parts and accessories for motor vehicles	\$	\$	\$	\$	\$
C301	Building of ships and boats	}	}	}	}	}
C309	Manufacture of transport equipment, n.e.c.					
C310	Manufacture of furniture	-	-	-	-	-
C321	Manufacture of jewelry, bijouterie and related articles	\$	\$	\$	\$	\$
C329	Other manufacturing, n.e.c.	-	-	-	-	-
C331	Repair of fabricated metal products, machinery and equipment	-	-	-	-	-
	<b>XII - SOCCSKSARGEN</b>	<b>154,615</b>	<b>51,938</b>	<b>10,812</b>	<b>-</b>	<b>897,537</b>
C101	Processing and preserving of meat	-	-	-	-	1,565
C102	Processing and preserving of fish, crustaceans and mollusks	25,269	50,607	-	-	763,823
C103	Processing and preserving of fruits and vegetables	98,631	971	10,743	-	103,542
C104	Manufacture of vegetable and animal oils and fats	28,839	360	-	-	4,087
C105	Manufacture of dairy products	\$	\$	\$	\$	\$
C106	Manufacture of grain mill products, starches and starch products	-	-	-	-	-
C107	Manufacture of other food products	-	-	-	-	22,044
C108	Manufacture of prepared animal feeds	-	-	-	-	1,436
C110	Manufacture of beverages	-	-	-	-	-
C131	Spinning, weaving and finishing of textiles	}	}	}	}	}
C139	Manufacture of other textiles					
C141	Manufacture of wearing apparel, except fur apparel	-	-	69	-	-
C142	Custom tailoring and dressmaking	-	-	-	-	-
C152	Manufacture of footwear	\$	\$	\$	\$	\$
C161	Sawmilling and planing of wood	-	-	-	-	-
C162	Manufacture of products of wood, cork, straw and plaiting materials	-	-	-	-	-
C170	Manufacture of paper and paper products	\$	\$	\$	\$	\$
C181	Printing and service activities related to printing	1,876	-	-	-	-
C192	Manufacture of refined petroleum products	\$	\$	\$	\$	\$
C201	Manufacture of basic chemicals	-	-	-	-	610
C202	Manufacture of other chemical products, n.e.c.	-	-	-	-	-

*Continued*

TABLE 4.1 - *Continued*

2009 PSIC Code	Region/ Industry Description	Revenue				
		Foreign Exchange Gains	Gain from Sale of Assets	Gain Resulting from the Change in the Fair Value of Assets, Inventories	Gain from Sale of Investment Assets and MarkeTable Securities	Other Revenue
		(13)	(14)	(15)	(16)	(17)
C210	Manufacture of pharmaceuticals, medicinal chemical and botanical products	\$	\$	\$	\$	\$
C221	Manufacture of rubber products	-	-	-	-	-
C222	Manufacture of plastic products	\$	\$	\$	\$	\$
C231	Manufacture of glass and glass products	}	}	}	}	}
C239	Manufacture of non-metallic mineral products, n.e.c.					
C241	Manufacture of basic iron and steel	-	-	-	-	-
C243	Casting of metals	\$	\$	\$	\$	\$
C251	Manufacture of structural metal products, tanks, reservoirs and steam generators	-	-	-	-	-
C259	Manufacture of other fabricated metal products; metal working service activities	-	-	-	-	-
C282	Manufacture of special purpose machinery	-	-	-	-	-
C301	Building of ships and boats	}	}	}	}	431
C309	Manufacture of transport equipment, n.e.c.					
C310	Manufacture of furniture	-	-	-	-	-
C323	Manufacture of sports goods	\$	\$	\$	\$	\$
C331	Repair of fabricated metal products, machinery and equipment	-	-	-	-	-
<b>XIII - Caraga</b>		<b>72,139</b>	<b>143</b>	<b>-</b>	<b>-</b>	<b>196,590</b>
C101	Processing and preserving of meat	-	-	-	-	-
C102	Processing and preserving of fish, crustaceans and mollusks	\$	\$	\$	\$	\$
C103	Processing and preserving of fruits and vegetables	\$	\$	\$	\$	\$
C104	Manufacture of vegetable and animal oils and fats	-	143	-	-	2,226
C106	Manufacture of grain mill products, starches and starch products	-	-	-	-	516
C107	Manufacture of other food products	-	-	-	-	-
C108	Manufacture of prepared animal feeds	\$	\$	\$	\$	\$
C110	Manufacture of beverages	-	-	-	-	-
C139	Manufacture of other textiles	\$	\$	\$	\$	\$
C142	Custom tailoring and dressmaking	-	-	-	-	-
C152	Manufacture of footwear	\$	\$	\$	\$	\$
C161	Sawmilling and planing of wood	-	-	-	-	-
C162	Manufacture of products of wood, cork, straw and plaiting materials	-	-	-	-	950
C181	Printing and service activities related to printing	-	-	-	-	-
C199	Manufacture of other fuel products	\$	\$	\$	\$	\$
C201	Manufacture of basic chemicals	}	}	}	}	50,162
C202	Manufacture of other chemical products, n.e.c.					
C221	Manufacture of rubber products	\$	\$	\$	\$	\$

*Continued*

TABLE 4.1 - *Concluded*

2009 PSIC Code	Region/ Industry Description	Revenue				
		Foreign Exchange Gains	Gain from Sale of Assets	Gain Resulting from the Change in the Fair Value of Assets, Inventories	Gain from Sale of Investment Assets and Marketable Securities	Other Revenue
		(13)	(14)	(15)	(16)	(17)
C231	Manufacture of glass and glass products }	18,077	-	-	-	3,101
C239	Manufacture of non-metallic mineral products, n.e.c. }					
C241	Manufacture of basic iron and steel }					
C242	Manufacture of basic precious and other non-ferrous metals }	53,073	-	-	-	139,481
C251	Manufacture of structural metal products, tanks, reservoirs and steam generators }					
C259	Manufacture of other fabricated metal products; metal working service activities }					
C282	Manufacture of special purpose machinery	s	s	s	s	s
C301	Building of ships and boats	s	s	s	s	s
C309	Manufacture of transport equipment, n.e.c.	s	s	s	s	s
C310	Manufacture of furniture	-	-	-	-	76
C321	Manufacture of jewelry, bijouterie and related articles	-	-	-	-	-
C324	Manufacture of games and toys }	-	-	-	-	3
C329	Other manufacturing, n.e.c. }					
C331	Repair of fabricated metal products, machinery and equipment					
		-	-	-	-	-
	<b>Autonomous Region in Muslim Mindanao</b>	-	<b>467</b>	-	-	<b>3,057</b>
C101	Processing and preserving of meat	s	s	s	s	s
C104	Manufacture of vegetable and animal oils and fats	s	s	s	s	s
C106	Manufacture of grain mill products, starches and starch products	-	350	-	-	973
C107	Manufacture of other food products	-	-	-	-	275
C108	Manufacture of prepared animal feeds	s	s	s	s	s
C110	Manufacture of beverages	-	-	-	-	-
C142	Custom tailoring and dressmaking	s	s	s	s	s
C221	Manufacture of rubber products	s	s	s	s	s
C239	Manufacture of non-metallic mineral products, n.e.c.	s	s	s	s	s
C301	Building of ships and boats	s	s	s	s	s
C310	Manufacture of furniture	s	s	s	s	s

- zero value

} Combined data

s Suppressed data

Notes: Values are in thousand pesos, except number of establishments.

Details may not add-up to total due to rounding and/or statistical disclosure control.

Source: Philippine Statistics Authority, 2019 Annual Survey of Philippine Business and Industry (Final Results)

Table 4.2. Number of Establishments and Sale of Products and By-Products by Mode of Sale for Manufacturing Establishments by Region and Industry Group: Philippines, 2019

2009 PSIC Code	Region/ Industry Description	Number of Establishments	Sale of Products and By-Products				
			Total	Sales to Domestic Market	Interplant Transfers	Direct Exports	Sales to Exporters
		(1)	(2)	(3)	(4)	(5)	(6)
	Philippines	24,270	5,769,721,490	4,169,087,024	73,407,098	1,342,909,880	184,317,489
C101	Processing and preserving of meat	294	88,213,841	86,734,067	25,139	1,436,993	17,642
C102	Processing and preserving of fish, crustaceans and mollusks	225	51,849,548	17,230,812	605,924	31,959,376	2,053,435
C103	Processing and preserving of fruits and vegetables	144	58,241,959	45,285,577	22,115	9,575,836	3,358,430
C104	Manufacture of vegetable and animal oils and fats	136	116,111,820	69,753,651	388,829	38,179,718	7,789,622
C105	Manufacture of dairy products	89	247,010,765	242,936,525	-	3,994,435	79,805
C106	Manufacture of grain mill products, starches and starch products	1,218	167,846,605	162,269,042	4,035,573	577,284	964,707
C107	Manufacture of other food products	7,739	364,187,654	350,098,640	4,548,370	7,691,267	1,849,376
C108	Manufacture of prepared animal feeds	196	108,327,785	108,161,076	124,225	-	42,483
C110	Manufacture of beverages	2,637	465,713,665	464,091,418	84,706	390,710	1,146,831
C120	Manufacture of tobacco products	19	102,667,078	91,423,706	-	11,234,804	8,568
C131	Spinning, weaving and finishing of textiles	109	10,225,667	9,427,726	89,802	589,438	118,701
C139	Manufacture of other textiles	254	32,248,772	18,913,096	6,271	13,162,035	167,370
C141	Manufacture of wearing apparel, except fur apparel	849	60,899,721	28,994,832	875,634	28,938,757	2,090,497
C142	Custom tailoring and dressmaking	500	4,525,995	4,464,113	-	54,356	7,526
C143	Manufacture of knitted and crocheted apparel	19	2,509,243	1,564,494	-	916,401	28,349
C151	Tanning and dressing of leather; manufacture of luggage and handbags	46	4,730,978	1,753,421	-	2,845,873	131,685
C152	Manufacture of footwear	148	11,635,102	7,845,139	114,648	2,985,043	690,272
C161	Sawmilling and planing of wood	48	2,347,781	1,559,706	3,661	784,414	-
C162	Manufacture of products of wood, cork, straw and plaiting materials	290	52,528,946	8,938,811	18,653,886	23,873,945	1,062,304
C170	Manufacture of paper and paper products	361	130,874,824	110,290,430	-	8,931,760	11,652,634
C181	Printing and service activities related to printing	2,113	93,032,968	89,682,160	182,876	948,832	2,219,099
C182	Reproduction of recorded media	6	292,037	292,037	-	-	-
C192	Manufacture of refined petroleum products	26	536,922,218	505,558,720	350	31,363,001	147
C199	Manufacture of other fuel products	7	1,396,660	1,396,660	-	-	-
C201	Manufacture of basic chemicals	196	175,780,537	145,946,096	509	27,644,372	2,189,561
C202	Manufacture of other chemical products, n.e.c.	390	114,084,375	100,689,331	3,120,325	9,269,085	1,005,633
C203	Manufacture of man-made fibers	3	358,065	358,065	-	-	-
C210	Manufacture of pharmaceuticals, medicinal chemical and botanical products	121	35,458,310	33,012,809	-	1,569,226	876,275
C221	Manufacture of rubber products	147	35,004,977	13,925,885	-	20,767,338	311,753
C222	Manufacture of plastic products	820	162,840,247	129,549,283	267,385	16,951,723	16,071,856
C231	Manufacture of glass and glass products	92	31,627,981	20,547,853	-	10,914,426	165,702
C239	Manufacture of non-metallic mineral products, n.e.c.	654	210,733,451	202,453,034	-	1,577,761	6,702,656
C241	Manufacture of basic iron and steel	299	249,863,581	234,283,852	-	15,041,361	538,368
C242	Manufacture of basic precious and other non-ferrous metals	33	91,956,115	35,312,853	-	56,448,533	194,729

Continued

TABLE 4.2 - *Continued*

2009 PSIC Code	Region/ Industry Description	Number of Establishments	Sale of Products and By-Products				
			Total	Sales to Domestic Market	Interplant Transfers	Direct Exports	Sales to Exporters
		(1)	(2)	(3)	(4)	(5)	(6)
C243	Casting of metals	52	12,427,493	3,004,934	12,417	6,981,771	2,428,371
C251	Manufacture of structural metal products, tanks, reservoirs and steam generators	428	209,002,033	196,741,055	72,420	6,271,550	5,917,008
C252	Manufacture of weapons and ammunition	14	3,038,987	492,178	47,401	2,324,052	175,356
C259	Manufacture of other fabricated metal products; metal working service activities	761	123,427,323	63,997,300	1,727,677	48,338,657	9,363,689
C261	Manufacture of electronic components	145	535,328,960	26,254,509	15,244,389	448,934,269	44,895,794
C262	Manufacture of computers and peripheral equipment and accessories	32	46,282,599	4,932,715	-	38,379,419	2,970,466
C263	Manufacture of communication equipment	12	8,344,447	353,270	-	7,448,406	542,771
C264	Manufacture of consumer electronics	18	14,822,768	2,907,054	-	5,803,649	6,112,065
C265	Manufacture of measuring, testing, navigating and control equipment; watches and clocks	21	4,339,739	780,849	-	1,726,060	1,832,829
C267	Manufacture of optical instruments and photographic equipment	21	21,646,033	428,795	-	21,137,342	79,897
C271	Manufacture of electric motors, generators, transformers and electricity distribution and control apparatus	56	21,570,118	4,860,185	-	16,177,303	532,629
C272	Manufacture of batteries and accumulators	11	15,317,500	662,331	1,127,573	12,822,469	705,126
C273	Manufacture of wiring and wiring devices	57	32,534,052	14,515,619	142,051	14,250,053	3,626,329
C274	Manufacture of electric lighting equipment	38	9,195,521	905,209	-	7,239,229	1,051,083
C275	Manufacture of domestic appliances	44	11,663,843	10,904,658	-	759,185	-
C279	Manufacture of other electrical equipment	24	8,084,878	2,434,430	-	3,448,824	2,201,624
C281	Manufacture of general purpose machinery	132	81,774,462	52,184,966	-	26,881,260	2,708,236
C282	Manufacture of special purpose machinery	210	34,750,794	16,271,938	11,885	5,257,973	13,208,997
C291	Manufacture of motor vehicles	41	211,570,942	210,895,543	-	675,399	-
C292	Manufacture of bodies (coachwork) for motor vehicles; manufacture of trailers and semi-trailers	27	5,518,909	5,418,383	-	100,526	-
C293	Manufacture of parts and accessories for motor vehicles	115	240,596,104	28,909,613	21,546,433	184,161,642	5,978,415
C301	Building of ships and boats	32	5,444,646	351,236	-	3,662,953	1,430,456
C303	Manufacture of air and spacecraft and related machinery	9	41,601,187	23,440,814	-	17,963,821	196,552
C309	Manufacture of transport equipment, n.e.c.	73	91,925,317	85,488,716	123,998	6,237,824	74,780
C310	Manufacture of furniture	717	54,221,394	44,704,670	-	7,549,630	1,967,093
C321	Manufacture of jewelry, bijouterie and related articles	77	2,104,580	810,299	-	1,289,247	5,034
C322	Manufacture of musical instruments	3	32,217	12,278	-	19,939	-
C323	Manufacture of sports goods	23	5,110,387	251,052	-	4,425,343	433,992
C324	Manufacture of games and toys	31	2,774,955	422,382	640	2,335,408	16,525
C325	Manufacture of medical and dental instruments and supplies	48	49,220,775	3,872,278	8,150	34,127,183	11,213,164
C329	Other manufacturing, n.e.c.	214	12,486,516	9,692,731	120,230	1,643,457	1,030,097
C331	Repair of fabricated metal products, machinery and equipment	551	31,268,763	7,196,133	71,604	23,917,931	83,094
C332	Installation of industrial machinery and equipment	8	243,980	243,980	-	-	-

*Continued*



TABLE 4.2 - *Continued*

2009 PSIC Code	Region/ Industry Description	Number of Establishments	Sale of Products and By-Products				
			Total	Sales to Domestic Market	Interplant Transfers	Direct Exports	Sales to Exporters
		(1)	(2)	(3)	(4)	(5)	(6)
	<b>National Capital Region</b>	<b>6,369</b>	<b>1,301,276,199</b>	<b>1,232,849,871</b>	<b>130,004</b>	<b>61,149,172</b>	<b>7,147,152</b>
C101	Processing and preserving of meat	37	16,156,290	16,156,290	-	-	-
C102	Processing and preserving of fish, crustaceans and mollusks	38	6,014,961	5,451,144	-	563,817	-
C103	Processing and preserving of fruits and vegetables	42	3,797,706	3,740,938	20,915	13,445	22,408
C104	Manufacture of vegetable and animal oils and fats	18	36,850,011	33,218,510	-	3,304,016	327,485
C105	Manufacture of dairy products	26	106,718,976	106,655,765	-	62,611	600
C106	Manufacture of grain mill products, starches and starch products	18	55,112,259	54,855,230	-	257,030	-
C107	Manufacture of other food products	1,093	109,167,861	108,659,231	102,065	284,839	121,726
C108	Manufacture of prepared animal feeds	12	8,175,797	8,175,797	-	-	-
C110	Manufacture of beverages	628	57,173,711	57,064,377	-	109,334	-
C120	Manufacture of tobacco products	6	72,279,690	61,739,945	-	10,539,745	-
C131	Spinning, weaving and finishing of textiles	42	6,171,986	6,029,387	-	79,008	63,591
C139	Manufacture of other textiles	128	15,786,533	13,636,603	-	2,149,930	-
C141	Manufacture of wearing apparel, except fur apparel	362	18,877,536	18,495,240	-	382,005	291
C142	Custom tailoring and dressmaking	156	3,390,674	3,328,792	-	54,356	7,526
C143	Manufacture of knitted and crocheted apparel	15	1,820,770	1,564,258	-	256,512	-
C151	Tanning and dressing of leather; manufacture of luggage and handbags	28	1,535,118	1,535,118	-	-	-
C152	Manufacture of footwear	78	1,966,412	1,611,630	-	64,149	290,634
C161	Sawmilling and planing of wood	9	150,309	150,309	-	-	-
C162	Manufacture of products of wood, cork, straw and plaiting materials	49	2,306,494	1,437,218	-	869,276	-
C170	Manufacture of paper and paper products	205	69,879,959	65,324,698	-	-	4,555,262
C181	Printing and service activities related to printing	999	46,411,362	46,023,676	-	214,804	172,883
C182	Reproduction of recorded media	4	29,939	29,939	-	-	-
C192	Manufacture of refined petroleum products	10	1,832,037	1,832,037	-	-	-
C199	Manufacture of other fuel products						
C201	Manufacture of basic chemicals	66	56,603,108	55,670,962	-	885,055	47,090
C202	Manufacture of other chemical products, n.e.c.	198	56,133,704	55,906,929	-	226,775	-
C203	Manufacture of man-made fibers						
C210	Manufacture of pharmaceuticals, medicinal chemical and botanical products	47	11,779,036	11,779,036	-	-	-
C221	Manufacture of rubber products	69	11,152,191	10,879,095	-	273,096	-
C222	Manufacture of plastic products	439	74,376,344	73,135,337	7,025	1,233,612	371
C231	Manufacture of glass and glass products	29	13,575,261	13,575,261	-	-	-
C239	Manufacture of non-metallic mineral products, n.e.c.	89	31,897,125	31,840,911	-	41,103	15,111
C241	Manufacture of basic iron and steel	100	106,626,387	106,613,542	-	12,845	-
C242	Manufacture of basic precious and other non-ferrous metals	6	4,152,327	3,934,419	-	217,908	-
C243	Casting of metals	20	543,589	543,589	-	-	-

*Continued*

TABLE 4.2 - *Continued*

2009 PSIC Code	Region/ Industry Description	Number of Establishments	Sale of Products and By-Products				
			Total	Sales to Domestic Market	Interplant Transfers	Direct Exports	Sales to Exporters
		(1)	(2)	(3)	(4)	(5)	(6)
C251	Manufacture of structural metal products, tanks, reservoirs and steam generators	208	106,471,399	105,082,825	-	1,388,574	-
C252	Manufacture of weapons and ammunition	10	2,832,745	485,897	-	2,171,492	175,356
C259	Manufacture of other fabricated metal products; metal working service activities	282	37,173,886	36,467,328	-	-	706,558
C261	Manufacture of electronic components	14	16,346,217	8,354,521	-	7,517,346	474,351
C262	Manufacture of computers and peripheral equipment and accessories }	3	187,063	118,320	-	68,743	-
C263	Manufacture of communication equipment }						
C264	Manufacture of consumer electronics	5	133,099	133,099	-	-	-
C265	Manufacture of measuring, testing, navigating and control equipment; watches and clocks }	9	2,422,931	296,790	-	2,126,141	-
C267	Manufacture of optical instruments and photographic equipment }						
C271	Manufacture of electric motors, generators, transformers and electricity distribution and control apparatus	19	1,631,473	1,612,712	-	18,761	-
C272	Manufacture of batteries and accumulators	4	6,409,678	568,343	-	5,841,334	-
C273	Manufacture of wiring and wiring devices	22	5,977,876	5,977,876	-	-	-
C274	Manufacture of electric lighting equipment	12	457,067	457,067	-	-	-
C275	Manufacture of domestic appliances	20	3,919,847	3,919,847	-	-	-
C279	Manufacture of other electrical equipment	s	s	s	s	s	s
C281	Manufacture of general purpose machinery	59	20,735,131	20,735,131	-	-	-
C282	Manufacture of special purpose machinery	75	5,925,808	5,925,808	-	-	-
C291	Manufacture of motor vehicles	13	564,322	564,322	-	-	-
C292	Manufacture of bodies (coachwork) for motor vehicles; manufacture of trailers and semi-trailers	7	416,417	315,892	-	100,526	-
C293	Manufacture of parts and accessories for motor vehicles	22	19,186,942	376,712	-	18,810,230	-
C301	Building of ships and boats	10	27,508	-	-	-	27,508
C303	Manufacture of air and spacecraft and related machinery }	27	17,361,872	17,239,639	-	13,285	108,948
C309	Manufacture of transport equipment, n.e.c. }						
C310	Manufacture of furniture	203	30,840,124	30,810,672	-	-	29,452
C321	Manufacture of jewelry, bijouterie and related articles	14	264,975	264,975	-	-	-
C322	Manufacture of musical instruments	s	s	s	s	s	s
C323	Manufacture of sports goods	6	671,126	147,268	-	523,858	-
C324	Manufacture of games and toys	12	354,193	312,743	-	41,451	-
C325	Manufacture of medical and dental instruments and supplies	18	1,037,089	607,938	-	429,151	-
C329	Other manufacturing, n.e.c.	69	8,196,163	8,196,163	-	-	-
C331	Repair of fabricated metal products, machinery and equipment	147	2,053,000	2,053,000	-	-	-
C332	Installation of industrial machinery and equipment	s	s	s	s	s	

*Continued*

TABLE 4.2 - *Continued*

2009 PSIC Code	Region/ Industry Description	Number of Establishments	Sale of Products and By-Products				
			Total	Sales to Domestic Market	Interplant Transfers	Direct Exports	Sales to Exporters
		(1)	(2)	(3)	(4)	(5)	(6)
	<b>Cordillera Administrative Region</b>	<b>316</b>	<b>104,924,118</b>	<b>4,935,576</b>	<b>-</b>	<b>99,988,542</b>	<b>-</b>
C101	Processing and preserving of meat	s	s	s	s	s	s
C103	Processing and preserving of fruits and vegetables	3	514,409	514,409	-	-	-
C105	Manufacture of dairy products	s	s	s	s	s	s
C106	Manufacture of grain mill products, starches and starch products	37	4,562	4,562	-	-	-
C107	Manufacture of other food products	110	1,850,568	1,425,473	-	425,095	-
C110	Manufacture of beverages	50	93,343	93,343	-	-	-
C131	Spinning, weaving and finishing of textiles	16	187,445	117,140	-	70,305	-
C139	Manufacture of other textiles						
C141	Manufacture of wearing apparel, except fur apparel	s	s	s	s	s	s
C142	Custom tailoring and dressmaking	20	20,564	20,564	-	-	-
C162	Manufacture of products of wood, cork, straw and plaiting materials	s	s	s	s	s	s
C170	Manufacture of paper and paper products	s	s	s	s	s	s
C181	Printing and service activities related to printing	38	306,439	306,439	-	-	-
C201	Manufacture of basic chemicals	s	s	s	s	s	s
C202	Manufacture of other chemical products, n.e.c.	s	s	s	s	s	s
C221	Manufacture of rubber products	5	249,042	4,122	-	244,920	-
C222	Manufacture of plastic products						
C231	Manufacture of glass and glass products	s	s	s	s	s	s
C239	Manufacture of non-metallic mineral products, n.e.c.	s	s	s	s	s	s
C241	Manufacture of basic iron and steel	s	s	s	s	s	s
C242	Manufacture of basic precious and other non-ferrous metals	s	s	s	s	s	s
C251	Manufacture of structural metal products, tanks, reservoirs and steam generators	4	8,901	8,901	-	-	-
C259	Manufacture of other fabricated metal products; metal working service activities	5	3,680	3,680	-	-	-
C261	Manufacture of electronic components	4	84,318,013	2,327,225	-	81,990,788	-
C281	Manufacture of general purpose machinery	3	37,012	37,012	-	-	-
C282	Manufacture of special purpose machinery						
C303	Manufacture of air and spacecraft and related machinery	s	s	s	s	s	s
C310	Manufacture of furniture	s	s	s	s	s	s
C321	Manufacture of jewelry, bijouterie and related articles	s	s	s	s	s	s
C331	Repair of fabricated metal products, machinery and equipment	4	4,800	4,800	-	-	-
	<b>I - Ilocos Region</b>	<b>746</b>	<b>54,299,153</b>	<b>54,179,693</b>	<b>-</b>	<b>118,807</b>	<b>654</b>
C101	Processing and preserving of meat	14	3,828,026	3,828,026	-	-	-
C102	Processing and preserving of fish, crustaceans and mollusks	15	16,121	16,121	-	-	-

*Continued*

TABLE 4.2 - *Continued*

2009 PSIC Code	Region/ Industry Description	Number of Establishments	Sale of Products and By-Products				
			Total	Sales to Domestic Market	Interplant Transfers	Direct Exports	Sales to Exporters
		(1)	(2)	(3)	(4)	(5)	(6)
C103	Processing and preserving of fruits and vegetables	s	s	s	s	s	s
C105	Manufacture of dairy products	s	s	s	s	s	s
C106	Manufacture of grain mill products, starches and starch products	61	5,538,088	5,538,088	-	-	-
C107	Manufacture of other food products	274	3,152,676	3,152,676	-	-	-
C108	Manufacture of prepared animal feeds	4	163,318	163,318	-	-	-
C110	Manufacture of beverages	126	10,927,752	10,927,752	-	-	-
C120	Manufacture of tobacco products	3	438,499	320,193	-	118,307	-
C131	Spinning, weaving and finishing of textiles	6	6,639	6,639	-	-	-
C141	Manufacture of wearing apparel, except fur apparel	3	10,653	10,653	-	-	-
C142	Custom tailoring and dressmaking	9	24,485	24,485	-	-	-
C162	Manufacture of products of wood, cork, straw and plaiting materials	12	9,119	8,119	-	500	500
C170	Manufacture of paper and paper products	s	s	s	s	s	s
C181	Printing and service activities related to printing	62	484,488	484,488	-	-	-
C201	Manufacture of basic chemicals	7	16,024,538	16,024,538	-	-	-
C202	Manufacture of other chemical products, n.e.c.						
C210	Manufacture of pharmaceuticals, medicinal chemical and botanical products						
C221	Manufacture of rubber products	s	s	s	s	s	s
C222	Manufacture of plastic products	s	s	s	s	s	s
C239	Manufacture of non-metallic mineral products, n.e.c.	26	11,139,638	11,139,638	-	-	-
C241	Manufacture of basic iron and steel	6	392,295	392,295	-	-	-
C251	Manufacture of structural metal products, tanks, reservoirs and steam generators	11	1,165,652	1,165,652	-	-	-
C259	Manufacture of other fabricated metal products; metal working service activities	17	18,814	18,814	-	-	-
C282	Manufacture of special purpose machinery	5	9,354	9,354	-	-	-
C292	Manufacture of bodies (coachwork) for motor vehicles; }	6	9,238	9,238	-	-	-
	manufacture of trailers and semi-trailers }						
C293	Manufacture of parts and accessories for motor vehicles }						
C309	Manufacture of transport equipment, n.e.c.	s	s	s	s	s	s
C310	Manufacture of furniture	36	155,103	155,103	-	-	-
C321	Manufacture of jewelry, bijouterie and related articles }	16	286,181	286,181	-	-	-
C324	Manufacture of games and toys }						
C329	Other manufacturing, n.e.c. }						
C331	Repair of fabricated metal products, machinery and equipment	21	40,680	40,680	-	-	-
	II - Cagayan Valley	403	17,844,650	17,272,281	25,139	538,662	8,568
C101	Processing and preserving of meat	4	180,841	155,701	25,139	-	-

*Continued*

TABLE 4.2 - *Continued*

2009 PSIC Code	Region/ Industry Description	Number of Establishments	Sale of Products and By-Products				
			Total	Sales to Domestic Market	Interplant Transfers	Direct Exports	Sales to Exporters
		(1)	(2)	(3)	(4)	(5)	(6)
C102	Processing and preserving of fish, crustaceans and mollusks	s	s	s	s	s	s
C103	Processing and preserving of fruits and vegetables	3	6,529	6,529	-	-	-
C105	Manufacture of dairy products	s	s	s	s	s	s
C106	Manufacture of grain mill products, starches and starch products	39	1,720,050	1,720,050	-	-	-
C107	Manufacture of other food products	194	3,655,786	3,655,786	-	-	-
C108	Manufacture of prepared animal feeds	5	89,302	89,302	-	-	-
C110	Manufacture of beverages	46	9,110,958	9,110,958	-	-	-
C120	Manufacture of tobacco products	s	s	s	s	s	s
C131	Spinning, weaving and finishing of textiles	s	s	s	s	s	s
C139	Manufacture of other textiles	s	s	s	s	s	s
C142	Custom tailoring and dressmaking	7	13,307	13,307	-	-	-
C162	Manufacture of products of wood, cork, straw and plaiting materials	3	7,773	7,773	-	-	-
C181	Printing and service activities related to printing	37	242,839	242,839	-	-	-
C182	Reproduction of recorded media	s	s	s	s	s	s
C192	Manufacture of refined petroleum products	s	s	s	s	s	s
C199	Manufacture of other fuel products	s	s	s	s	s	s
C201	Manufacture of basic chemicals	s	s	s	s	s	s
C231	Manufacture of glass and glass products	15	152,345	152,345	-	-	-
C239	Manufacture of non-metallic mineral products, n.e.c.						
C251	Manufacture of structural metal products, tanks, reservoirs and steam generators	4	32,121	32,121	-	-	-
C259	Manufacture of other fabricated metal products; metal working service activities	9	25,705	25,705	-	-	-
C282	Manufacture of special purpose machinery	3	673,546	673,546	-	-	-
C310	Manufacture of furniture	13	63,633	63,633	-	-	-
C321	Manufacture of jewelry, bijouterie and related articles	s	s	s	s	s	s
C329	Other manufacturing, n.e.c.	s	s	s	s	s	s
C331	Repair of fabricated metal products, machinery and equipment	9	10,548	10,548	-	-	-
	III - Central Luzon	2,456	997,667,909	743,580,869	14,547,176	225,634,561	13,905,304
C101	Processing and preserving of meat	79	14,342,262	13,000,641	-	1,341,620	-
C102	Processing and preserving of fish, crustaceans and mollusks	23	5,617,015	3,292,318	-	2,313,448	11,250
C103	Processing and preserving of fruits and vegetables	18	8,713,304	8,005,787	-	707,518	-
C104	Manufacture of vegetable and animal oils and fats	3	46,234	6,741	-	923	38,570
C105	Manufacture of dairy products	11	3,590,013	3,559,485	-	30,528	-
C106	Manufacture of grain mill products, starches and starch products	134	12,974,399	12,974,399	-	-	-

*Continued*

TABLE 4.2 - *Continued*

2009 PSIC Code	Region/ Industry Description	Number of Establishments	Sale of Products and By-Products				
			Total	Sales to Domestic Market	Interplant Transfers	Direct Exports	Sales to Exporters
		(1)	(2)	(3)	(4)	(5)	(6)
C107	Manufacture of other food products	619	46,526,259	44,227,683	-	2,235,028	63,548
C108	Manufacture of prepared animal feeds	53	37,141,315	37,141,315	-	-	-
C110	Manufacture of beverages	260	28,560,689	28,560,689	-	-	-
C120	Manufacture of tobacco products	s	s	s	s	s	s
C131	Spinning, weaving and finishing of textiles	17	2,591,211	2,475,028	89,802	-	26,381
C139	Manufacture of other textiles	44	5,736,687	3,976,436	-	1,718,397	41,854
C141	Manufacture of wearing apparel, except fur apparel	154	12,219,739	1,526,795	503,383	9,630,375	559,185
C142	Custom tailoring and dressmaking	23	76,510	34,081	-	42,429	-
C143	Manufacture of knitted and crocheted apparel						
C151	Tanning and dressing of leather; manufacture of luggage and handbags	10	2,981,290	161,556	-	2,689,153	130,581
C152	Manufacture of footwear	11	2,878,587	847,988	-	2,030,599	-
C161	Sawmilling and planing of wood	33	1,538,362	200,589	63,635	1,274,139	-
C162	Manufacture of products of wood, cork, straw and plaiting materials						
C170	Manufacture of paper and paper products	33	17,239,997	16,600,066	-	353,140	286,791
C181	Printing and service activities related to printing	123	4,303,795	4,120,918	182,876	-	-
C192	Manufacture of refined petroleum products	3	314,935,631	283,572,926	-	31,362,705	-
C201	Manufacture of basic chemicals	19	14,306,502	12,168,389	-	345,673	1,792,441
C202	Manufacture of other chemical products, n.e.c.	29	4,534,033	3,605,307	2,500	839,913	86,313
C210	Manufacture of pharmaceuticals, medicinal chemical and botanical products	19	1,396,198	1,162,416	-	233,781	-
C221	Manufacture of rubber products	11	15,856,241	1,474,415	-	14,381,826	-
C222	Manufacture of plastic products	90	16,297,450	14,157,110	-	1,123,885	1,016,454
C231	Manufacture of glass and glass products	8	961,061	108,780	-	723,930	128,352
C239	Manufacture of non-metallic mineral products, n.e.c.	137	63,814,223	62,266,045	-	205,392	1,342,786
C241	Manufacture of basic iron and steel	47	62,372,271	62,357,756	-	-	14,515
C242	Manufacture of basic precious and other non-ferrous metals	5	290,926	88,097	-	174,400	28,429
C243	Casting of metals	5	1,339,704	1,226,764	-	-	112,940
C251	Manufacture of structural metal products, tanks, reservoirs and steam generators	49	79,898,377	79,749,682	-	39,505	109,189
C252	Manufacture of weapons and ammunition	37	16,982,158	7,138,470	-	9,640,284	203,404
C259	Manufacture of other fabricated metal products; metal working service activities						
C261	Manufacture of electronic components	15	88,194,857	960,601	12,302,567	74,629,932	301,755
C262	Manufacture of computers and peripheral equipment and accessories	5	15,973,270	5,000	-	14,061,047	1,907,223
C264	Manufacture of consumer electronics	4	362,147	362,147	-	-	-
C265	Manufacture of measuring, testing, navigating and control equipment; watches and clocks						
C271	Manufacture of electric motors, generators, transformers and electricity distribution and control apparatus	9	1,513,233	1,005,492	-	28,800	478,942

*Continued*

TABLE 4.2 - Continued

2009 PSIC Code	Region/ Industry Description	Number of Establishments	Sale of Products and By-Products				
			Total	Sales to Domestic Market	Interplant Transfers	Direct Exports	Sales to Exporters
		(1)	(2)	(3)	(4)	(5)	(6)
C272	Manufacture of batteries and accumulators	3	7,737,592	63,873	1,127,573	5,841,334	704,811
C273	Manufacture of wiring and wiring devices	8	9,000,538	8,226,060	142,051	632,427	-
C274	Manufacture of electric lighting equipment	7	1,601,250	1,539	-	1,218,707	381,005
C275	Manufacture of domestic appliances	5	1,999,695	1,999,695	-	-	-
C279	Manufacture of other electrical equipment	5	1,116,663	472,173	-	644,489	-
C281	Manufacture of general purpose machinery	13	1,254,088	662,132	-	591,956	-
C282	Manufacture of special purpose machinery	17	1,846,580	351,980	-	1,484,073	10,528
C291	Manufacture of motor vehicles	4	1,418,575	1,418,575	-	-	-
C292	Manufacture of bodies (coachwork) for motor vehicles; manufacture of trailers and semi-trailers						
C293	Manufacture of parts and accessories for motor vehicles						
C301	Building of ships and boats	s	s	s	s	s	s
C303	Manufacture of air and spacecraft and related machinery	5	1,015,842	75,494	-	852,744	87,604
C309	Manufacture of transport equipment, n.e.c.	23	179,261	53,064	123,998	2,198	-
C310	Manufacture of furniture	94	3,250,638	2,276,292	-	741,386	232,961
C321	Manufacture of jewelry, bijouterie and related articles	13	210,908	210,908	-	-	-
C322	Manufacture of musical instruments	s	s	s	s	s	s
C323	Manufacture of sports goods	4	1,712,704	16,833	-	1,261,880	433,992
C324	Manufacture of games and toys	6	877,202	29,146	640	830,892	16,525
C325	Manufacture of medical and dental instruments and supplies	8	4,896,034	2,635,696	8,150	733,904	1,518,284
C329	Other manufacturing, n.e.c.	46	1,544,138	158,627	-	1,385,511	-
C331	Repair of fabricated metal products, machinery and equipment	43	1,975,522	1,706,743	-	268,779	-
C332	Installation of industrial machinery and equipment	s	s	s	s	s	s
	<b>IVA - CALABARZON</b>	<b>4,340</b>	<b>2,279,619,191</b>	<b>1,414,075,151</b>	<b>47,975,788</b>	<b>689,094,520</b>	<b>128,473,732</b>
C101	Processing and preserving of meat	51	26,097,569	26,081,534	-	-	16,035
C102	Processing and preserving of fish, crustaceans and mollusks	13	530,768	412,128	-	-	118,640
C103	Processing and preserving of fruits and vegetables	16	10,083,473	9,529,483	1,200	450,833	101,957
C104	Manufacture of vegetable and animal oils and fats	41	14,957,987	12,434,241	-	2,509,150	14,596
C105	Manufacture of dairy products	21	110,296,894	107,160,591	-	3,057,098	79,205
C106	Manufacture of grain mill products, starches and starch products	86	37,457,034	37,426,129	-	30,906	-
C107	Manufacture of other food products	1,144	88,856,370	85,925,315	1,157,197	1,353,897	419,960
C108	Manufacture of prepared animal feeds	79	19,300,909	19,300,909	-	-	-
C110	Manufacture of beverages	446	185,316,992	184,082,441	-	87,720	1,146,831
C120	Manufacture of tobacco products	3	22,746,217	22,708,127	-	38,090	-
C131	Spinning, weaving and finishing of textiles	10	1,177,861	765,090	-	384,043	28,728
C139	Manufacture of other textiles	35	9,643,033	1,079,506	6,271	8,557,257	-
C141	Manufacture of wearing apparel, except fur apparel	259	20,279,403	6,072,130	372,201	12,363,738	1,471,334

Continued

TABLE 4.2 - *Continued*

2009 PSIC Code	Region/ Industry Description	Number of Establishments	Sale of Products and By-Products				
			Total	Sales to Domestic Market	Interplant Transfers	Direct Exports	Sales to Exporters
		(1)	(2)	(3)	(4)	(5)	(6)
C142	Custom tailoring and dressmaking	88	281,168	281,168	-	-	-
C143	Manufacture of knitted and crocheted apparel	3	646,045	236	-	617,460	28,349
C151	Tanning and dressing of leather; manufacture of luggage and handbags	6	204,975	47,151	-	156,720	1,104
C152	Manufacture of footwear	36	5,700,720	4,750,709	-	558,164	391,847
C161	Sawmilling and planing of wood	89	43,877,258	4,197,849	18,590,251	21,089,158	-
C162	Manufacture of products of wood, cork, straw and plaiting materials						
C170	Manufacture of paper and paper products	68	22,382,079	13,821,994	-	3,582,071	4,978,015
C181	Printing and service activities related to printing	145	20,180,744	19,446,715	-	734,029	-
C182	Reproduction of recorded media	s	s	s	s	s	s
C192	Manufacture of refined petroleum products	6	219,090,794	219,090,794	-	-	-
C199	Manufacture of other fuel products						
C201	Manufacture of basic chemicals	37	43,355,446	30,820,268	-	12,185,148	350,030
C202	Manufacture of other chemical products, n.e.c.	89	39,908,956	35,494,036	2,985,695	509,906	919,320
C210	Manufacture of pharmaceuticals, medicinal chemical and botanical products	30	20,609,568	19,331,059	-	1,278,509	-
C221	Manufacture of rubber products	36	4,607,996	593,195	-	3,802,349	212,452
C222	Manufacture of plastic products	170	53,844,392	28,693,057	255,489	9,973,726	14,922,120
C231	Manufacture of glass and glass products	26	15,716,116	6,419,101	-	9,259,665	37,350
C239	Manufacture of non-metallic mineral products, n.e.c.	116	57,361,658	57,354,119	-	-	7,538
C241	Manufacture of basic iron and steel	79	54,419,045	40,078,283	-	14,340,762	-
C242	Manufacture of basic precious and other non-ferrous metals	9	4,549,422	475,015	-	4,074,406	-
C243	Casting of metals	15	8,724,361	788,652	-	6,383,941	1,551,768
C251	Manufacture of structural metal products, tanks, reservoirs and steam generators	102	14,688,776	4,935,334	-	4,446,331	5,307,111
C259	Manufacture of other fabricated metal products; metal working service activities	222	56,834,790	13,254,848	-	35,854,340	7,725,601
C261	Manufacture of electronic components	99	320,925,136	14,447,971	2,941,822	259,696,545	43,838,798
C262	Manufacture of computers and peripheral equipment and accessories	24	30,084,076	4,771,204	-	24,249,629	1,063,243
C263	Manufacture of communication equipment	8	2,194,247	327,761	-	1,329,055	537,431
C264	Manufacture of consumer electronics	10	14,353,324	2,437,610	-	5,803,649	6,112,065
C265	Manufacture of measuring, testing, navigating and control equipment; watches and clocks	6	2,904,164	436,302	-	635,032	1,832,829
C267	Manufacture of optical instruments and photographic equipment	7	13,961,378	418,480	-	13,542,898	-
C271	Manufacture of electric motors, generators, transformers and electricity distribution and control apparatus	25	16,633,462	2,241,877	-	14,337,897	53,688
C272	Manufacture of batteries and accumulators	4	1,170,231	30,114	-	1,139,801	315
C273	Manufacture of wiring and wiring devices	24	16,736,037	297,193	-	12,812,514	3,626,329
C274	Manufacture of electric lighting equipment	15	6,345,642	383,978	-	5,376,286	585,379

*Continued*



TABLE 4.2 - *Continued*

2009 PSIC Code	Region/ Industry Description	Number of Establishments	Sale of Products and By-Products				
			Total	Sales to Domestic Market	Interplant Transfers	Direct Exports	Sales to Exporters
		(1)	(2)	(3)	(4)	(5)	(6)
C275	Manufacture of domestic appliances	14	3,984,384	3,539,023	-	445,361	-
C279	Manufacture of other electrical equipment	12	5,981,868	975,910	-	2,804,335	2,201,624
C281	Manufacture of general purpose machinery	48	56,840,871	30,437,286	-	23,696,903	2,706,681
C282	Manufacture of special purpose machinery	76	24,926,083	8,088,845	-	3,773,901	13,063,337
C291	Manufacture of motor vehicles	13	207,621,614	207,167,528	-	454,086	-
C292	Manufacture of bodies (coachwork) for motor vehicles; manufacture of trailers and semi-trailers	14	3,760,416	3,760,416	-	-	-
C293	Manufacture of parts and accessories for motor vehicles	71	166,966,784	20,274,811	21,546,433	122,717,405	2,428,134
C301	Building of ships and boats	5	140,703	140,703	-	-	-
C303	Manufacture of air and spacecraft and related machinery	19	95,099,780	90,392,062	-	4,707,718	-
C309	Manufacture of transport equipment, n.e.c.						
C310	Manufacture of furniture	92	7,741,073	7,741,073	-	-	-
C321	Manufacture of jewelry, bijouterie and related articles	5	309,391	267,053	-	38,319	4,019
C323	Manufacture of sports goods	9	2,438,894	11,103	-	2,427,790	-
C324	Manufacture of games and toys	6	454,820	71,550	-	383,270	-
C325	Manufacture of medical and dental instruments and supplies	16	40,846,845	489,149	-	30,662,816	9,694,880
C329	Other manufacturing, n.e.c.	27	1,693,888	475,322	119,230	204,248	895,088
C331	Repair of fabricated metal products, machinery and equipment	116	1,513,390	1,337,746	-	175,644	-
	<b>MIMAROPA</b>	<b>353</b>	<b>30,688,891</b>	<b>8,500,647</b>	<b>54,625</b>	<b>21,164,103</b>	<b>969,516</b>
C101	Processing and preserving of meat	s	s	s	s	s	s
C103	Processing and preserving of fruits and vegetables	s	s	s	s	s	s
C104	Manufacture of vegetable and animal oils and fats	3	309,600	98,514	-	206,277	4,809
C105	Manufacture of dairy products	s	s	s	s	s	s
C106	Manufacture of grain mill products, starches and starch products	89	2,551,625	1,586,919	-	-	964,707
C107	Manufacture of other food products	113	5,083,512	5,083,512	-	-	-
C110	Manufacture of beverages	61	173,614	118,989	54,625	-	-
C131	Spinning, weaving and finishing of textiles	s	s	s	s	s	s
C142	Custom tailoring and dressmaking	4	3,182	3,182	-	-	-
C151	Tanning and dressing of leather; manufacture of luggage and handbags	s	s	s	s	s	s
C162	Manufacture of products of wood, cork, straw and plaiting materials	s	s	s	s	s	s
C181	Printing and service activities related to printing	28	79,755	79,755	-	-	-
C192	Manufacture of refined petroleum products	s	s	s	s	s	s
C201	Manufacture of basic chemicals	5	23,158	23,158	-	-	-
C202	Manufacture of other chemical products, n.e.c.						
C210	Manufacture of pharmaceuticals, medicinal chemical and botanical products	s	s	s	s	s	s

*Continued*

TABLE 4.2 - *Continued*

2009 PSIC Code	Region/ Industry Description	Number of Establishments	Sale of Products and By-Products				
			Total	Sales to Domestic Market	Interplant Transfers	Direct Exports	Sales to Exporters
		(1)	(2)	(3)	(4)	(5)	(6)
C222	Manufacture of plastic products	s	s	s	s	s	s
C239	Manufacture of non-metallic mineral products, n.e.c.	24	65,360	65,360	-	-	-
C242	Manufacture of basic precious and other non-ferrous metals	s	s	s	s	s	s
C259	Manufacture of other fabricated metal products; metal working service activities	6	20,508	20,508	-	-	-
C282	Manufacture of special purpose machinery	s	s	s	s	s	s
C310	Manufacture of furniture	4	3,917	3,917	-	-	-
C331	Repair of fabricated metal products, machinery and equipment	5	380	380	-	-	-
	<b>V - Bicol Region</b>	<b>760</b>	<b>46,534,335</b>	<b>25,565,702</b>	<b>5,050</b>	<b>20,638,601</b>	<b>324,982</b>
C101	Processing and preserving of meat	15	37,671	37,671	-	-	-
C102	Processing and preserving of fish, crustaceans and mollusks	24	126,573	83,368	5,000	-	38,205
C103	Processing and preserving of fruits and vegetables	7	17,315	4,339	-	12,976	-
C104	Manufacture of vegetable and animal oils and fats	7	5,097,962	2,007,435	-	3,090,527	-
C105	Manufacture of dairy products	4	461,728	461,728	-	-	-
C106	Manufacture of grain mill products, starches and starch products	127	3,208,527	3,208,527	-	-	-
C107	Manufacture of other food products	261	1,689,851	1,689,851	-	-	-
C108	Manufacture of prepared animal feeds	5	3,555,781	3,555,781	-	-	-
C110	Manufacture of beverages	84	8,905,756	8,905,756	-	-	-
C120	Manufacture of tobacco products	s	s	s	s	s	s
C131	Spinning, weaving and finishing of textiles	4	2,001	1,751	-	250	-
C139	Manufacture of other textiles	10	480,246	52,340	-	427,906	-
C141	Manufacture of wearing apparel, except fur apparel	34	43,605	43,555	50	-	-
C142	Custom tailoring and dressmaking						
C152	Manufacture of footwear	s	s	s	s	s	s
C162	Manufacture of products of wood, cork, straw and plaiting materials	19	433,736	62,339	-	84,620	286,777
C170	Manufacture of paper and paper products	s	s	s	s	s	s
C181	Printing and service activities related to printing	63	497,482	497,482	-	-	-
C192	Manufacture of refined petroleum products	s	s	s	s	s	s
C201	Manufacture of basic chemicals	3	5,321	5,321	-	-	-
C210	Manufacture of pharmaceuticals, medicinal chemical and botanical products	s	s	s	s	s	s
C231	Manufacture of glass and glass products	19	4,456,696	4,456,696	-	-	-
C239	Manufacture of non-metallic mineral products, n.e.c.						
C241	Manufacture of basic iron and steel	5	15,283,389	113,555	-	15,169,834	-
C242	Manufacture of basic precious and other non-ferrous metals						

*Continued*

TABLE 4.2 - *Continued*

2009 PSIC Code	Region/ Industry Description	Number of Establishments	Sale of Products and By-Products				
			Total	Sales to Domestic Market	Interplant Transfers	Direct Exports	Sales to Exporters
		(1)	(2)	(3)	(4)	(5)	(6)
C251	Manufacture of structural metal products, tanks, reservoirs and steam generators	4	93,752	93,752	-	-	-
C259	Manufacture of other fabricated metal products; metal working service activities	22	58,800	58,800	-	-	-
C282	Manufacture of special purpose machinery	3	34,254	34,254	-	-	-
C293	Manufacture of parts and accessories for motor vehicles	s	s	s	s	s	s
C310	Manufacture of furniture	14	156,543	156,543	-	-	-
C329	Other manufacturing, n.e.c.	9	20,918	16,421	-	4,496	-
C331	Repair of fabricated metal products, machinery and equipment	9	3,448	3,448	-	-	-
	<b>VI - Western Visayas</b>	<b>1,208</b>	<b>79,310,264</b>	<b>77,471,880</b>	<b>1,390,437</b>	<b>447,794</b>	<b>153,000</b>
C101	Processing and preserving of meat	15	103,347	103,347	-	-	-
C102	Processing and preserving of fish, crustaceans and mollusks	20	329,341	44,581	-	284,760	-
C103	Processing and preserving of fruits and vegetables	3	9,327	9,327	-	-	-
C104	Manufacture of vegetable and animal oils and fats	3	202,381	202,381	-	-	-
C105	Manufacture of dairy products	4	6,846	6,846	-	-	-
C106	Manufacture of grain mill products, starches and starch products	77	4,761,787	4,761,787	-	-	-
C107	Manufacture of other food products	594	35,934,980	34,664,207	1,270,774	-	-
C108	Manufacture of prepared animal feeds	3	3,741,114	3,621,451	119,663	-	-
C110	Manufacture of beverages	180	19,861,459	19,861,459	-	-	-
C131	Spinning, weaving and finishing of textiles	5	106,991	5,650	-	101,341	-
C139	Manufacture of other textiles	3	3,885	3,885	-	-	-
C141	Manufacture of wearing apparel, except fur apparel	12	99,027	37,428	-	61,598	-
C142	Custom tailoring and dressmaking	28	273,802	273,802	-	-	-
C161	Sawmilling and planing of wood	11	102,224	102,128	-	95	-
C162	Manufacture of products of wood, cork, straw and plaiting materials						
C170	Manufacture of paper and paper products	s	s	s	s	s	s
C181	Printing and service activities related to printing	79	443,350	443,350	-	-	-
C199	Manufacture of other fuel products	s	s	s	s	s	s
C201	Manufacture of basic chemicals	10	8,104,117	8,104,117	-	-	-
C202	Manufacture of other chemical products, n.e.c.	3	7,390	7,390	-	-	-
C210	Manufacture of pharmaceuticals, medicinal chemical and botanical products	4	86,091	86,091	-	-	-
C222	Manufacture of plastic products	8	962,948	962,948	-	-	-
C231	Manufacture of glass and glass products	49	1,964,536	1,964,536	-	-	-
C239	Manufacture of non-metallic mineral products, n.e.c.						
C241	Manufacture of basic iron and steel						
C243	Casting of metals	8	316,497	316,497	-	-	-

*Continued*

TABLE 4.2 - *Continued*

2009 PSIC Code	Region/ Industry Description	Number of Establishments	Sale of Products and By-Products				
			Total	Sales to Domestic Market	Interplant Transfers	Direct Exports	Sales to Exporters
		(1)	(2)	(3)	(4)	(5)	(6)
C251	Manufacture of structural metal products, tanks, reservoirs and steam generators	4	127,050	127,050	-	-	-
C259	Manufacture of other fabricated metal products; metal working service activities	12	233,410	233,410	-	-	-
C273	Manufacture of wiring and wiring devices	s	s	s	s	s	s
C275	Manufacture of domestic appliances	s	s	s	s	s	s
C282	Manufacture of special purpose machinery	4	532,609	532,609	-	-	-
C310	Manufacture of furniture	44	908,448	908,448	-	-	-
C329	Other manufacturing, n.e.c.	5	73,025	72,872	-	-	153
C331	Repair of fabricated metal products, machinery and equipment	19	-	-	-	-	-
	<b>VII - Central Visayas</b>	<b>2,853</b>	<b>380,402,698</b>	<b>244,675,130</b>	<b>3,019,383</b>	<b>116,975,042</b>	<b>15,733,143</b>
C101	Processing and preserving of meat	28	17,160,840	17,159,234	-	-	1,607
C102	Processing and preserving of fish, crustaceans and mollusks	36	7,277,214	1,853,068	-	3,788,684	1,635,462
C103	Processing and preserving of fruits and vegetables	15	4,491,948	1,518,262	-	90,172	2,883,515
C104	Manufacture of vegetable and animal oils and fats	11	5,604,750	4,323,851	66,548	1,214,352	-
C105	Manufacture of dairy products	7	1,032,475	212,394	-	820,080	-
C106	Manufacture of grain mill products, starches and starch products	40	2,505,948	2,184,279	321,669	-	-
C107	Manufacture of other food products	1,297	14,205,994	12,010,717	2,018,174	90,761	86,342
C108	Manufacture of prepared animal feeds	10	33,869,464	33,869,464	-	-	-
C110	Manufacture of beverages	367	75,579,982	75,371,437	30,081	178,463	-
C131	Spinning, weaving and finishing of textiles	3	15,157	15,157	-	-	-
C139	Manufacture of other textiles	18	349,359	150,326	-	73,517	125,516
C141	Manufacture of wearing apparel, except fur apparel	43	9,187,767	2,773,397	-	6,354,683	59,687
C142	Custom tailoring and dressmaking	24	57,600	57,600	-	-	-
C151	Tanning and dressing of leather; manufacture of luggage and handbags	s	s	s	s	s	s
C152	Manufacture of footwear	14	890,513	621,379	-	261,343	7,791
C161	Sawmilling and planing of wood	29	1,808,656	912,634	-	120,996	775,027
C162	Manufacture of products of wood, cork, straw and plaiting materials						
C170	Manufacture of paper and paper products	24	4,372,442	4,154,897	-	-	217,545
C181	Printing and service activities related to printing	222	8,503,681	8,044,357	-	-	459,324
C199	Manufacture of other fuel products	s	s	s	s	s	s
C201	Manufacture of basic chemicals	19	10,521,470	10,518,471	-	2,999	-
C202	Manufacture of other chemical products, n.e.c.	36	5,647,164	3,951,800	106,018	1,589,347	-
C203	Manufacture of man-made fibers						
C210	Manufacture of pharmaceuticals, medicinal chemical and botanical products						
		8	1,261,911	328,759	-	56,936	876,216

*Continued*

TABLE 4.2 - *Continued*

2009 PSIC Code	Region/ Industry Description	Number of Establishments	Sale of Products and By-Products				
			Total	Sales to Domestic Market	Interplant Transfers	Direct Exports	Sales to Exporters
		(1)	(2)	(3)	(4)	(5)	(6)
C221	Manufacture of rubber products	9	2,580,553	194,755	-	2,286,496	99,301
C222	Manufacture of plastic products	70	11,059,855	7,969,941	-	2,997,889	92,025
C231	Manufacture of glass and glass products	9	1,206,832	276,000	-	930,832	-
C239	Manufacture of non-metallic mineral products, n.e.c.	76	25,157,672	23,315,057	-	1,293,980	548,636
C241	Manufacture of basic iron and steel	27	21,818,995	20,656,892	-	879,419	282,684
C242	Manufacture of basic precious and other non-ferrous metals						
C243	Casting of metals						
C251	Manufacture of structural metal products, tanks, reservoirs and steam generators	19	1,203,137	305,288	-	397,140	500,709
C252	Manufacture of weapons and ammunition	s	s	s	s	s	s
C259	Manufacture of other fabricated metal products; metal working service activities	47	4,242,812	476,072	357,887	2,769,273	639,580
C261	Manufacture of electronic components	13	25,544,738	164,191	-	25,099,658	280,889
C262	Manufacture of computers and peripheral equipment and accessories	4	6,188,391	63,700	-	6,119,351	5,340
C263	Manufacture of communication equipment						
C265	Manufacture of measuring, testing, navigating and control equipment; watches and clocks						
C267	Manufacture of optical instruments and photographic equipment	5	1,098,467	7,439	-	1,091,028	-
C271	Manufacture of electric motors, generators, transformers and electricity distribution and control apparatus	13	5,558,515	10,314	-	5,468,303	79,897
C273	Manufacture of wiring and wiring devices	3	1,791,950	105	-	1,791,845	-
C274	Manufacture of electric lighting equipment	s	s	s	s	s	s
C275	Manufacture of domestic appliances	4	791,561	62,626	-	644,236	84,699
C281	Manufacture of general purpose machinery	3	1,753,948	1,440,124	-	313,824	-
C282	Manufacture of special purpose machinery	8	2,876,278	285,218	-	2,591,061	-
C291	Manufacture of motor vehicles	7	413,099	277,966	-	-	135,133
C292	Manufacture of motor vehicles	8	3,214,838	2,993,525	-	221,313	-
C292	Manufacture of bodies (coachwork) for motor vehicles; manufacture of trailers and semi-trailers	10	10,721,812	3,345,202	-	5,665,022	1,711,588
C293	Manufacture of parts and accessories for motor vehicles						
C301	Building of ships and boats						
C309	Manufacture of transport equipment, n.e.c.	6	5,124,505	65,064	-	3,662,953	1,396,487
C310	Manufacture of furniture	s	s	s	s	s	s
C321	Manufacture of jewelry, bijouterie and related articles	133	9,223,928	715,275	-	6,807,371	1,701,282
C322	Manufacture of musical instruments	37	1,309,899	57,957	-	1,250,928	1,015
C323	Manufacture of sports goods	s	s	s	s	s	s
C324	Manufacture of games and toys	s	s	s	s	s	s
C324	Manufacture of games and toys	3	1,079,795	-	-	1,079,795	-
C325	Manufacture of medical and dental instruments and supplies	5	2,406,920	105,607	-	2,301,313	-
C329	Other manufacturing, n.e.c.	18	396,499	212,441	-	49,202	134,856

*Continued*

TABLE 4.2 - *Continued*

2009 PSIC Code	Region/ Industry Description	Number of Establishments	Sale of Products and By-Products				
			Total	Sales to Domestic Market	Interplant Transfers	Direct Exports	Sales to Exporters
		(1)	(2)	(3)	(4)	(5)	(6)
C331	Repair of fabricated metal products, machinery and equipment	54	24,637,840	1,009,633	71,604	23,473,508	83,094
	VIII - Eastern Visayas	871	49,093,406	45,214,018	163,804	3,693,744	21,840
C101	Processing and preserving of meat	s	s	s	s	s	s
C102	Processing and preserving of fish, crustaceans and mollusks	3	309,244	2,744	-	306,500	-
C103	Processing and preserving of fruits and vegetables	s	s	s	s	s	s
C104	Manufacture of vegetable and animal oils and fats	6	3,963,574	827,593	151,387	2,984,594	-
C106	Manufacture of grain mill products, starches and starch products	97	1,513,487	1,513,487	-	-	-
C107	Manufacture of other food products	529	5,408,764	5,408,764	-	-	-
C110	Manufacture of beverages	108	1,094,064	1,094,064	-	-	-
C139	Manufacture of other textiles	s	s	s	s	s	s
C142	Custom tailoring and dressmaking	3	3,926	3,926	-	-	-
C162	Manufacture of products of wood, cork, straw and plaiting materials	s	s	s	s	s	s
C170	Manufacture of paper and paper products	3	605,937	327,548	-	267,680	10,709
C181	Printing and service activities related to printing	36	97,256	97,256	-	-	-
C192	Manufacture of refined petroleum products	s	s	s	s	s	s
C201	Manufacture of basic chemicals	7	4,706,167	4,706,167	-	-	-
C202	Manufacture of other chemical products, n.e.c.						
C210	Manufacture of pharmaceuticals, medicinal chemical and botanical products						
C221	Manufacture of rubber products	s	s	s	s	s	s
C222	Manufacture of plastic products	s	s	s	s	s	s
C231	Manufacture of glass and glass products	6	18,633	18,633	-	-	-
C239	Manufacture of non-metallic mineral products, n.e.c.	18	471,195	471,195	-	-	-
C242	Manufacture of basic precious and other non-ferrous metals	s	s	s	s	s	s
C243	Casting of metals	s	s	s	s	s	s
C251	Manufacture of structural metal products, tanks, reservoirs and steam generators	s	s	s	s	s	s
C259	Manufacture of other fabricated metal products; metal working service activities	18	165,604	165,604	-	-	-
C273	Manufacture of wiring and wiring devices	s	s	s	s	s	s
C282	Manufacture of special purpose machinery	s	s	s	s	s	s
C310	Manufacture of furniture	9	5,771	5,771	-	-	-
C329	Other manufacturing, n.e.c.	7	64,581	64,581	-	-	-
C331	Repair of fabricated metal products, machinery and equipment	6	2,880	2,880	-	-	-

*Continued*

TABLE 4.2 - *Continued*

2009 PSIC Code	Region/ Industry Description	Number of Establishments	Sale of Products and By-Products				
			Total	Sales to Domestic Market	Interplant Transfers	Direct Exports	Sales to Exporters
		(1)	(2)	(3)	(4)	(5)	(6)
	<b>IX - Zamboanga Peninsula</b>	<b>522</b>	<b>35,224,279</b>	<b>28,189,102</b>	<b>603,995</b>	<b>2,543,421</b>	<b>3,887,761</b>
C101	Processing and preserving of meat	6	445,277	445,277	-	-	-
C102	Processing and preserving of fish, crustaceans and mollusks	23	6,668,871	4,977,204	599,124	842,664	249,878
C103	Processing and preserving of fruits and vegetables	s	s	s	s	s	s
C104	Manufacture of vegetable and animal oils and fats	4	10,373,596	5,061,673	-	1,700,756	3,611,167
C105	Manufacture of dairy products	s	s	s	s	s	s
C106	Manufacture of grain mill products, starches and starch products	79	244,110	244,110	-	-	-
C107	Manufacture of other food products	244	3,095,798	3,095,798	-	-	-
C108	Manufacture of prepared animal feeds	s	s	s	s	s	s
C110	Manufacture of beverages	53	11,019,114	11,019,114	-	-	-
C142	Custom tailoring and dressmaking	10	14,896	14,896	-	-	-
C161	Sawmilling and planing of wood	3	704,347	704,347	-	-	-
C162	Manufacture of products of wood, cork, straw and plaiting materials						
C181	Printing and service activities related to printing	33	68,140	68,140	-	-	-
C202	Manufacture of other chemical products, n.e.c.	s	s	s	s	s	s
C221	Manufacture of rubber products	5	155,149	155,149	-	-	-
C222	Manufacture of plastic products	3	56,967	52,096	4,871	-	-
C231	Manufacture of glass and glass products	12	92,677	92,677	-	-	-
C239	Manufacture of non-metallic mineral products, n.e.c.						
C241	Manufacture of basic iron and steel	s	s	s	s	s	s
C251	Manufacture of structural metal products, tanks, reservoirs and steam generators	s	s	s	s	s	s
C259	Manufacture of other fabricated metal products; metal working service activities	5	2,023,300	1,996,584	-	-	26,716
C301	Building of ships and boats	s	s	s	s	s	s
C310	Manufacture of furniture	13	117,420	117,420	-	-	-
C324	Manufacture of games and toys	7	2,302	2,302	-	-	-
C329	Other manufacturing, n.e.c.						
C331	Repair of fabricated metal products, machinery and equipment	14	47,495	47,495	-	-	-
	<b>X - Northern Mindanao</b>	<b>774</b>	<b>170,724,807</b>	<b>143,213,400</b>	<b>3,719,815</b>	<b>23,328,908</b>	<b>462,683</b>
C101	Processing and preserving of meat	14	523,745	523,745	-	-	-
C102	Processing and preserving of fish, crustaceans and mollusks	s	s	s	s	s	s
C103	Processing and preserving of fruits and vegetables	12	21,554,919	21,043,480	-	507,702	3,737
C104	Manufacture of vegetable and animal oils and fats	10	6,393,526	3,409,574	-	2,939,113	44,838
C105	Manufacture of dairy products	6	24,867,165	24,843,048	-	24,117	

*Continued*

TABLE 4.2 - *Continued*

2009 PSIC Code	Region/ Industry Description	Number of Establishments	Sale of Products and By-Products				
			Total	Sales to Domestic Market	Interplant Transfers	Direct Exports	Sales to Exporters
		(1)	(2)	(3)	(4)	(5)	(6)
C106	Manufacture of grain mill products, starches and starch products	85	24,885,487	21,053,778	3,713,903	117,805	-
C107	Manufacture of other food products	311	18,024,179	18,020,330	-	755	3,093
C108	Manufacture of prepared animal feeds	6	197,526	192,964	4,562	-	-
C110	Manufacture of beverages	51	35,914,197	35,899,004	-	15,193	-
C139	Manufacture of other textiles	s	s	s	s	s	s
C141	Manufacture of wearing apparel, except fur apparel	4	50,005	50,005	-	-	-
C142	Custom tailoring and dressmaking	25	49,804	49,804	-	-	-
C152	Manufacture of footwear	s	s	s	s	s	s
C161	Sawmilling and planing of wood	21	1,221,982	437,568	-	784,414	-
C162	Manufacture of products of wood, cork, straw and plaiting materials	9	209,348	181,065	-	28,284	-
C170	Manufacture of paper and paper products	8	5,245,124	2,370,216	-	2,874,908	-
C181	Printing and service activities related to printing	70	3,440,505	3,440,505	-	-	-
C192	Manufacture of refined petroleum products	s	s	s	s	s	s
C201	Manufacture of basic chemicals	10	20,732,296	6,506,799	-	14,225,497	-
C202	Manufacture of other chemical products, n.e.c.	4	1,776,610	149,805	-	1,626,805	-
C210	Manufacture of pharmaceuticals, medicinal chemical and botanical products	s	s	s	s	s	s
C221	Manufacture of rubber products	s	s	s	s	s	s
C222	Manufacture of plastic products	5	172,609	67,036	-	105,572	-
C231	Manufacture of glass and glass products	27	847,181	839,522	-	7,658	-
C239	Manufacture of non-metallic mineral products, n.e.c.						
C241	Manufacture of basic iron and steel	11	3,569,636	3,162,167	-	-	407,469
C243	Casting of metals	s	s	s	s	s	s
C251	Manufacture of structural metal products, tanks, reservoirs and steam generators	5	7,226	7,226	-	-	-
C252	Manufacture of weapons and ammunition	s	s	s	s	s	s
C259	Manufacture of other fabricated metal products; metal working service activities	11	52,000	52,000	-	-	-
C282	Manufacture of special purpose machinery	4	354,625	354,625	-	-	-
C291	Manufacture of motor vehicles	4	14,344	14,344	-	-	-
C292	Manufacture of bodies (coachwork) for motor vehicles; manufacture of trailers and semi-trailers	s	s	s	s	s	s
C310	Manufacture of furniture	13	188,541	185,143	-	-	3,398
C321	Manufacture of jewelry, bijouterie and related articles	3	44,975	44,975	-	-	-
C324	Manufacture of games and toys						
C325	Manufacture of medical and dental instruments and supplies						
C329	Other manufacturing, n.e.c.						
C331	Repair of fabricated metal products, machinery and equipment	28	19,654	19,654	-	-	-

*Continued*



TABLE 4.2 - *Continued*

2009 PSIC Code	Region/ Industry Description	Number of Establishments	Sale of Products and By-Products				
			Total	Sales to Domestic Market	Interplant Transfers	Direct Exports	Sales to Exporters
		(1)	(2)	(3)	(4)	(5)	(6)
	<b>XI - Davao Region</b>	<b>1,173</b>	<b>132,442,866</b>	<b>99,835,055</b>	<b>261,329</b>	<b>26,357,157</b>	<b>5,989,325</b>
C101	Processing and preserving of meat	14	7,317,485	7,317,485	-	-	-
C102	Processing and preserving of fish, crustaceans and mollusks	3	20,667	18,867	1,800	-	-
C103	Processing and preserving of fruits and vegetables	15	1,229,145	377,864	-	505,150	346,131
C104	Manufacture of vegetable and animal oils and fats	19	25,429,451	5,923,334	170,893	16,510,130	2,825,094
C105	Manufacture of dairy products	3	6,278	6,278	-	-	-
C106	Manufacture of grain mill products, starches and starch products	70	5,376,286	5,204,742	-	171,543	-
C107	Manufacture of other food products	551	22,245,336	18,309,628	160	2,836,292	1,099,257
C108	Manufacture of prepared animal feeds	11	1,724,723	1,724,723	-	-	-
C110	Manufacture of beverages	64	21,735,337	21,735,337	-	-	-
C120	Manufacture of tobacco products	s	s	s	s	s	s
C131	Spinning, weaving and finishing of textiles	4	30,737	5,942	-	24,795	-
C139	Manufacture of other textiles	9	132,100	12,261	-	119,839	-
C141	Manufacture of wearing apparel, except fur apparel	4	9,516	9,516	-	-	-
C142	Custom tailoring and dressmaking	53	308,532	308,532	-	-	-
C152	Manufacture of footwear	4	10,374	10,374	-	-	-
C161	Sawmilling and planing of wood	22	989,095	578,555	3,661	406,879	-
C162	Manufacture of products of wood, cork, straw and plaiting materials						
C170	Manufacture of paper and paper products						
C181	Printing and service activities related to printing	78	8,896,691	7,286,409	-	5,969	1,604,313
C192	Manufacture of refined petroleum products	s	s	s	s	s	s
C201	Manufacture of basic chemicals	11	1,051,847	1,051,338	509	-	-
C202	Manufacture of other chemical products, n.e.c.	17	5,803,478	1,327,139	-	4,476,339	-
C210	Manufacture of pharmaceuticals, medicinal chemical and botanical products	4	67,151	67,151	-	-	-
C221	Manufacture of rubber products	4	413,400	413,400	-	-	-
C222	Manufacture of plastic products	28	5,743,589	4,430,584	-	1,272,119	40,886
C231	Manufacture of glass and glass products	4	31,905	31,905	-	-	-
C239	Manufacture of non-metallic mineral products, n.e.c.	20	7,443,338	7,416,576	-	26,761	-
C241	Manufacture of basic iron and steel	17	552,638	552,638	-	-	-
C242	Manufacture of basic precious and other non-ferrous metals	4	461,388	461,388	-	-	-
C243	Casting of metals	s	s	s	s	s	s
C251	Manufacture of structural metal products, tanks, reservoirs and steam generators	12	5,090,238	5,017,819	72,420	-	-
C252	Manufacture of weapons and ammunition	s	s	s	s	s	s
C259	Manufacture of other fabricated metal products; metal working service activities	23	1 615 968	1 615 968	-	-	-

*Continued*

TABLE 4.2 - Continued

2009 PSIC Code	Region/ Industry Description	Number of Establishments	Sale of Products and By-Products					
			Total	Sales to Domestic Market	Interplant Transfers	Direct Exports	Sales to Exporters	
		(1)	(2)	(3)	(4)	(5)	(6)	
C265	Manufacture of measuring, testing, navigating and control equipment; watches and clocks	s	s	s	s	s	s	
C275	Manufacture of domestic appliances	s	s	s	s	s	s	
C279	Manufacture of other electrical equipment	s	s	s	s	s	s	
C281	Manufacture of general purpose machinery	3	31,883	28,988	-	1,340	1,555	
C282	Manufacture of special purpose machinery	6	13,619	1,734	11,885	-	-	
C291	Manufacture of motor vehicles	s	s	s	s	s	s	
C293	Manufacture of parts and accessories for motor vehicles	s	s	s	s	s	s	
C301	Building of ships and boats	}	3	889,506	889,506	-	-	-
C309	Manufacture of transport equipment, n.e.c.							
C310	Manufacture of furniture	27	1,198,663	1,198,663	-	-	-	
C321	Manufacture of jewelry, bijouterie and related articles	s	s	s	s	s	s	
C329	Other manufacturing, n.e.c.	6	109,414	109,414	-	-	-	
C331	Repair of fabricated metal products, machinery and equipment	37	65,362	65,362	-	-	-	
	<b>XII - SOCCSKSARGEN</b>	<b>629</b>	<b>59,790,850</b>	<b>22,264,519</b>	<b>1,369,790</b>	<b>34,483,874</b>	<b>1,672,667</b>	
C101	Processing and preserving of meat	9	1,175,230	1,079,858	-	95,373	-	
C102	Processing and preserving of fish, crustaceans and mollusks	24	24,588,206	916,649	-	23,671,557	-	
C103	Processing and preserving of fruits and vegetables	3	7,671,732	383,691	-	7,288,041	-	
C104	Manufacture of vegetable and animal oils and fats	5	4,810,414	1,734,405	-	3,076,009	-	
C105	Manufacture of dairy products	s	s	s	s	s	s	
C106	Manufacture of grain mill products, starches and starch products	110	7,688,230	7,688,230	-	-	-	
C107	Manufacture of other food products	203	4,025,259	3,760,130	-	209,679	55,450	
C108	Manufacture of prepared animal feeds	5	367,271	324,788	-	-	42,483	
C110	Manufacture of beverages	37	62,456	62,456	-	-	-	
C131	Spinning, weaving and finishing of textiles	}	3	48,630	3,747	-	44,883	-
C139	Manufacture of other textiles							
C141	Manufacture of wearing apparel, except fur apparel	4	14,754	14,754	-	-	-	
C142	Custom tailoring and dressmaking	8	6,227	6,227	-	-	-	
C152	Manufacture of footwear	s	s	s	s	s	s	
C161	Sawmilling and planing of wood	3	53,294	53,294	-	-	-	
C162	Manufacture of products of wood, cork, straw and plaiting materials	5	107,651	107,651	-	-	-	
C170	Manufacture of paper and paper products	s	s	s	s	s	s	
C181	Printing and service activities related to printing	70	2,151,854	638,950	-	-	1,512,903	
C192	Manufacture of refined petroleum products	s	s	s	s	s	s	
C201	Manufacture of basic chemicals	4	113,639	113,639	-	-	-	
C202	Manufacture of other chemical products, n.e.c.	5	64,850	64,850	-	-	-	

Continued

TABLE 4.2 - *Continued*

2009 PSIC Code	Region/ Industry Description	Number of Establishments	Sale of Products and By-Products				
			Total	Sales to Domestic Market	Interplant Transfers	Direct Exports	Sales to Exporters
		(1)	(2)	(3)	(4)	(5)	(6)
C210	Manufacture of pharmaceuticals, medicinal chemical and botanical products	s	s	s	s	s	s
C221	Manufacture of rubber products	5	148,473	124,902	-	23,571	-
C222	Manufacture of plastic products	s	s	s	s	s	s
C231	Manufacture of glass and glass products	20	676,174	676,174	-	-	-
C239	Manufacture of non-metallic mineral products, n.e.c.						
C241	Manufacture of basic iron and steel	4	20,320	20,320	-	-	-
C243	Casting of metals	s	s	s	s	s	s
C251	Manufacture of structural metal products, tanks, reservoirs and steam generators	4	146,113	146,113	-	-	-
C259	Manufacture of other fabricated metal products; metal working service activities	38	3,829,763	2,323,383	1,369,790	74,760	61,830
C282	Manufacture of special purpose machinery	4	4,415	4,415	-	-	-
C301	Building of ships and boats	3	205	205	-	-	-
C309	Manufacture of transport equipment, n.e.c.						
C310	Manufacture of furniture	11	220,591	220,591	-	-	-
C323	Manufacture of sports goods	s	s	s	s	s	s
C331	Repair of fabricated metal products, machinery and equipment	31	893,764	893,764	-	-	-
	<b>XIII - Caraga</b>	<b>440</b>	<b>26,940,279</b>	<b>4,537,208</b>	<b>140,762</b>	<b>16,558,833</b>	<b>5,703,476</b>
C101	Processing and preserving of meat	4	-	-	-	-	-
C102	Processing and preserving of fish, crustaceans and mollusks	s	s	s	s	s	s
C103	Processing and preserving of fruits and vegetables	s	s	s	s	s	s
C104	Manufacture of vegetable and animal oils and fats	5	1,673,451	309,855	-	450,603	912,993
C106	Manufacture of grain mill products, starches and starch products	49	22,200	22,200	-	-	-
C107	Manufacture of other food products	185	1,239,477	984,555	-	254,922	-
C108	Manufacture of prepared animal feeds	s	s	s	s	s	s
C110	Manufacture of beverages	71	178,316	178,316	-	-	-
C139	Manufacture of other textiles	s	s	s	s	s	s
C142	Custom tailoring and dressmaking	9	1,958	1,958	-	-	-
C152	Manufacture of footwear	s	s	s	s	s	s
C161	Sawmilling and planing of wood	5	46,934	46,934	-	-	-
C162	Manufacture of products of wood, cork, straw and plaiting materials	10	1,298,364	1,298,364	-	-	-
C181	Printing and service activities related to printing	33	87,899	85,999	-	-	1,900
C199	Manufacture of other fuel products	s	s	s	s	s	s
C201	Manufacture of basic chemicals	5	642,554	616,441	26,113	-	-
C202	Manufacture of other chemical products, n.e.c.						
C221	Manufacture of rubber products	s	s	s	s	s	

*Continued*

TABLE 4.2 - *Concluded*

2009 PSIC Code	Region/ Industry Description	Number of Establishments	Sale of Products and By-Products				
			Total	Sales to Domestic Market	Interplant Transfers	Direct Exports	Sales to Exporters
		(1)	(2)	(3)	(4)	(5)	(6)
C231	Manufacture of glass and glass products	14	5,299,827	508,376	-	2,867	4,788,584
C239	Manufacture of non-metallic mineral products, n.e.c.						
C241	Manufacture of basic iron and steel						
C242	Manufacture of basic precious and other non-ferrous metals	3	15,664,470	1,977	-	15,662,493	-
C251	Manufacture of structural metal products, tanks, reservoirs and steam generators						
C259	Manufacture of other fabricated metal products; metal working service activities						
C282	Manufacture of special purpose machinery	s	s	s	s	s	s
C301	Building of ships and boats	s	s	s	s	s	s
C309	Manufacture of transport equipment, n.e.c.	s	s	s	s	s	s
C310	Manufacture of furniture	10	69,408	69,408	-	-	-
C321	Manufacture of jewelry, bijouterie and related articles	4	3,527	3,527	-	-	-
C324	Manufacture of games and toys	3	22,767	22,767	-	-	-
C329	Other manufacturing, n.e.c.						
C331	Repair of fabricated metal products, machinery and equipment	10	-	-	-	-	-
	Autonomous Region in Muslim Mindanao	57	2,937,596	2,726,924	-	194,140	16,532
C101	Processing and preserving of meat	s	s	s	s	s	s
C104	Manufacture of vegetable and animal oils and fats	s	s	s	s	s	s
C106	Manufacture of grain mill products, starches and starch products	21	2,282,525	2,282,525	-	-	-
C107	Manufacture of other food products	18	24,982	24,982	-	-	-
C108	Manufacture of prepared animal feeds	s	s	s	s	s	s
C110	Manufacture of beverages	7	5,925	5,925	-	-	-
C142	Custom tailoring and dressmaking	s	s	s	s	s	s
C221	Manufacture of rubber products	s	s	s	s	s	s
C239	Manufacture of non-metallic mineral products, n.e.c.	s	s	s	s	s	s
C301	Building of ships and boats	s	s	s	s	s	s
C310	Manufacture of furniture	s	s	s	s	s	s

- zero value

} Combined data

s Suppressed data

Notes: Values are in thousand pesos, except number of establishments.

Details may not add-up to total due to rounding and/or statistical disclosure control.

Source: Philippine Statistics Authority, 2019 Annual Survey of Philippine Business and Industry (Final Results)

Table 4.3. Number of Establishments and Revenue from Industrial Service Done for Others by Type for Manufacturing Establishments  
by Region and Industry Group: Philippines, 2019

2009 PSIC Code	Region/ Industry Description	Number of Establishments	Revenue from Industrial Service Done for Others		
			Total	Contract and Commission Work	Industrial Repair, Maintenance and Installation Work
		(1)	(2)	(3)	(4)
<b>Philippines</b>		<b>24,270</b>	<b>75,508,451</b>	<b>72,179,946</b>	<b>3,328,505</b>
C101	Processing and preserving of meat	294	3,869,976	3,869,483	493
C102	Processing and preserving of fish, crustaceans and mollusks	225	475,019	468,898	6,122
C103	Processing and preserving of fruits and vegetables	144	17,927	17,927	-
C104	Manufacture of vegetable and animal oils and fats	136	1,217,273	1,215,306	1,967
C105	Manufacture of dairy products	89	5	-	5
C106	Manufacture of grain mill products, starches and starch products	1,218	3,195,099	3,140,854	54,245
C107	Manufacture of other food products	7,739	3,595,575	3,588,082	7,493
C108	Manufacture of prepared animal feeds	196	1,329,477	1,329,477	-
C110	Manufacture of beverages	2,637	219,773	13,713	206,060
C120	Manufacture of tobacco products	19	5,913	-	5,913
C131	Spinning, weaving and finishing of textiles	109	18,218	17,218	1,000
C139	Manufacture of other textiles	254	27,029	25,749	1,280
C141	Manufacture of wearing apparel, except fur apparel	849	1,330,578	1,330,523	55
C142	Custom tailoring and dressmaking	500	167,650	167,629	21
C143	Manufacture of knitted and crocheted apparel	19	-	-	-
C151	Tanning and dressing of leather; manufacture of luggage and handbags	46	724,077	724,077	-
C152	Manufacture of footwear	148	557	68	490
C161	Sawmilling and planing of wood	48	6,914	6,914	-
C162	Manufacture of products of wood, cork, straw and plaiting materials	290	1,743	1,743	-
C170	Manufacture of paper and paper products	361	51,614	44,789	6,825
C181	Printing and service activities related to printing	2,113	339,136	218,665	120,471
C182	Reproduction of recorded media	6	-	-	-
C192	Manufacture of refined petroleum products	26	251,677	251,677	-
C199	Manufacture of other fuel products	7	199,238	199,238	-
C201	Manufacture of basic chemicals	196	1,239,817	1,196,554	43,263
C202	Manufacture of other chemical products, n.e.c.	390	77,624	76,103	1,522
C203	Manufacture of man-made fibers	3	-	-	-
C210	Manufacture of pharmaceuticals, medicinal chemical and botanical products	121	-	-	-
C221	Manufacture of rubber products	147	21,187	21,185	2
C222	Manufacture of plastic products	820	62,318	51,797	10,521
C231	Manufacture of glass and glass products	92	607,120	601,563	5,557
C239	Manufacture of non-metallic mineral products, n.e.c.	654	903,600	903,600	-
C241	Manufacture of basic iron and steel	299	2,073,369	2,071,763	1,606
C242	Manufacture of basic precious and other non-ferrous metals	33	499,072	499,072	-

Continued

TABLE 4.3 - *Continued*

2009 PSIC Code	Region/ Industry Description	Number of Establishments	Revenue from Industrial Service Done for Others		
			Total	Contract and Commission Work	Industrial Repair, Maintenance and Installation Work
		(1)	(2)	(3)	(4)
C243	Casting of metals	52	-	-	-
C251	Manufacture of structural metal products, tanks, reservoirs and steam generators	428	1,461,498	355,490	1,106,008
C252	Manufacture of weapons and ammunition	14	24,453	24,453	-
C259	Manufacture of other fabricated metal products; metal working service activities	761	1,494,966	1,226,465	268,500
C261	Manufacture of electronic components	145	10,529,355	10,484,350	45,005
C262	Manufacture of computers and peripheral equipment and accessories	32	3,122,522	3,122,522	-
C263	Manufacture of communication equipment	12	-	-	-
C264	Manufacture of consumer electronics	18	8,148	8,148	-
C265	Manufacture of measuring, testing, navigating and control equipment; watches and clocks	21	1,376,379	1,376,159	220
C267	Manufacture of optical instruments and photographic equipment	21	-	-	-
C271	Manufacture of electric motors, generators, transformers and electricity distribution and control apparatus	56	38,001	11,343	26,658
C272	Manufacture of batteries and accumulators	11	10,519,424	10,519,424	-
C273	Manufacture of wiring and wiring devices	57	10,271	10,248	23
C274	Manufacture of electric lighting equipment	38	15,684	-	15,684
C275	Manufacture of domestic appliances	44	811	-	811
C279	Manufacture of other electrical equipment	24	7,078	7,078	-
C281	Manufacture of general purpose machinery	132	615,566	609,586	5,980
C282	Manufacture of special purpose machinery	210	38,990	33,578	5,412
C291	Manufacture of motor vehicles	41	391,987	167,329	224,658
C292	Manufacture of bodies (coachwork) for motor vehicles; manufacture of trailers and semi-trailers	27	240,881	239,874	1,006
C293	Manufacture of parts and accessories for motor vehicles	115	372,357	372,357	-
C301	Building of ships and boats	32	1,956,922	1,043,818	913,104
C303	Manufacture of air and spacecraft and related machinery	9	72,944	1,634	71,309
C309	Manufacture of transport equipment, n.e.c.	73	65,191	334	64,858
C310	Manufacture of furniture	717	2,424	800	1,624
C321	Manufacture of jewelry, bijouterie and related articles	77	2,364	2,364	-
C322	Manufacture of musical instruments	3	205	-	205
C323	Manufacture of sports goods	23	6,102	6,102	-
C324	Manufacture of games and toys	31	265	-	265
C325	Manufacture of medical and dental instruments and supplies	48	-	-	-
C329	Other manufacturing, n.e.c.	214	620,666	618,246	2,420
C331	Repair of fabricated metal products, machinery and equipment	551	19,847,004	19,747,161	99,842
C332	Installation of industrial machinery and equipment	8	137,416	137,416	-

*Continued*

TABLE 4.3 - *Continued*

2009 PSIC Code	Region/ Industry Description	Number of Establishments	Revenue from Industrial Service Done for Others		
			Total	Contract and Commission Work	Industrial Repair, Maintenance and Installation Work
		(1)	(2)	(3)	(4)
	<b>National Capital Region</b>	<b>6,369</b>	<b>17,791,564</b>	<b>17,501,262</b>	<b>290,301</b>
C101	Processing and preserving of meat	37	263,534	263,534	-
C102	Processing and preserving of fish, crustaceans and mollusks	38	-	-	-
C103	Processing and preserving of fruits and vegetables	42	17,927	17,927	-
C104	Manufacture of vegetable and animal oils and fats	18	694,268	694,268	-
C105	Manufacture of dairy products	26	-	-	-
C106	Manufacture of grain mill products, starches and starch products	18	59,677	59,677	-
C107	Manufacture of other food products	1,093	684,510	682,787	1,724
C108	Manufacture of prepared animal feeds	12	-	-	-
C110	Manufacture of beverages	628	-	-	-
C120	Manufacture of tobacco products	6	-	-	-
C131	Spinning, weaving and finishing of textiles	42	-	-	-
C139	Manufacture of other textiles	128	3,552	3,552	-
C141	Manufacture of wearing apparel, except fur apparel	362	190,415	190,415	-
C142	Custom tailoring and dressmaking	156	139,804	139,804	-
C143	Manufacture of knitted and crocheted apparel	15	-	-	-
C151	Tanning and dressing of leather; manufacture of luggage and handbags	28	-	-	-
C152	Manufacture of footwear	78	-	-	-
C161	Sawmilling and planing of wood	9	-	-	-
C162	Manufacture of products of wood, cork, straw and plaiting materials	49	-	-	-
C170	Manufacture of paper and paper products	205	-	-	-
C181	Printing and service activities related to printing	999	-	-	-
C182	Reproduction of recorded media	4	-	-	-
C192	Manufacture of refined petroleum products	10	401,787	401,787	-
C199	Manufacture of other fuel products				
C201	Manufacture of basic chemicals	66	43,149	-	43,149
C202	Manufacture of other chemical products, n.e.c.	198	-	-	-
C203	Manufacture of man-made fibers				
C210	Manufacture of pharmaceuticals, medicinal chemical and botanical products	47	-	-	-
C221	Manufacture of rubber products	69	-	-	-
C222	Manufacture of plastic products	439	43,617	43,617	-
C231	Manufacture of glass and glass products	29	-	-	-
C239	Manufacture of non-metallic mineral products, n.e.c.	89	-	-	-
C241	Manufacture of basic iron and steel	100	-	-	-
C242	Manufacture of basic precious and other non-ferrous metals	6	-	-	-
C243	Casting of metals	20	-	-	-

*Continued*

TABLE 4.3 - *Continued*

2009 PSIC Code	Region/ Industry Description	Number of Establishments	Revenue from Industrial Service Done for Others		
			Total	Contract and Commission Work	Industrial Repair, Maintenance and Installation Work
		(1)	(2)	(3)	(4)
C251	Manufacture of structural metal products, tanks, reservoirs and steam generators	208	197,475	197,475	-
C252	Manufacture of weapons and ammunition	10	24,453	24,453	-
C259	Manufacture of other fabricated metal products; metal working service activities	282	176,839	9,548	167,291
C261	Manufacture of electronic components	14	4,105,679	4,105,679	-
C262	Manufacture of computers and peripheral equipment and accessories	3	-	-	-
C263	Manufacture of communication equipment				
C264	Manufacture of consumer electronics	5	-	-	-
C265	Manufacture of measuring, testing, navigating and control equipment; watches and clocks	9	-	-	-
C267	Manufacture of optical instruments and photographic equipment				
C271	Manufacture of electric motors, generators, transformers and electricity distribution and control apparatus	19	56	56	-
C272	Manufacture of batteries and accumulators	4	5,259,712	5,259,712	-
C273	Manufacture of wiring and wiring devices	22	-	-	-
C274	Manufacture of electric lighting equipment	12	15,263	-	15,263
C275	Manufacture of domestic appliances	20	-	-	-
C279	Manufacture of other electrical equipment	s	-	-	-
C281	Manufacture of general purpose machinery	59	609,586	609,586	-
C282	Manufacture of special purpose machinery	75	1,845	-	1,845
C291	Manufacture of motor vehicles	13	-	-	-
C292	Manufacture of bodies (coachwork) for motor vehicles; manufacture of trailers and semi-trailers	7	-	-	-
C293	Manufacture of parts and accessories for motor vehicles	22	-	-	-
C301	Building of ships and boats	10	106,164	106,164	-
C303	Manufacture of air and spacecraft and related machinery				
C309	Manufacture of transport equipment, n.e.c.	27	60,826	-	60,826
C310	Manufacture of furniture	203	-	-	-
C321	Manufacture of jewelry, bijouterie and related articles	14	-	-	-
C322	Manufacture of musical instruments	s	s	s	s
C323	Manufacture of sports goods	6	-	-	-
C324	Manufacture of games and toys	12	-	-	-
C325	Manufacture of medical and dental instruments and supplies	18	-	-	-
C329	Other manufacturing, n.e.c.	69	-	-	-
C331	Repair of fabricated metal products, machinery and equipment	147	4,596,850	4,596,850	-
C332	Installation of industrial machinery and equipment	s	s	s	s

*Continued*



TABLE 4.3 - *Continued*

2009 PSIC Code	Region/ Industry Description	Number of Establishments	Revenue from Industrial Service Done for Others		
			Total	Contract and Commission Work	Industrial Repair, Maintenance and Installation Work
		(1)	(2)	(3)	(4)
	<b>Cordillera Administrative Region</b>	<b>316</b>	<b>3,513</b>	<b>2,948</b>	<b>565</b>
C101	Processing and preserving of meat	s	-	-	-
C103	Processing and preserving of fruits and vegetables	3	-	-	-
C105	Manufacture of dairy products	s	-	-	-
C106	Manufacture of grain mill products, starches and starch products	37	-	-	-
C107	Manufacture of other food products	110	-	-	-
C110	Manufacture of beverages	50	-	-	-
C131	Spinning, weaving and finishing of textiles	16	-	-	-
C139	Manufacture of other textiles				
C141	Manufacture of wearing apparel, except fur apparel	s	-	-	-
C142	Custom tailoring and dressmaking	20	948	948	-
C162	Manufacture of products of wood, cork, straw and plaiting materials	s	-	-	-
C170	Manufacture of paper and paper products	s	-	-	-
C181	Printing and service activities related to printing	38	-	-	-
C201	Manufacture of basic chemicals	s	-	-	-
C202	Manufacture of other chemical products, n.e.c.	s	-	-	-
C221	Manufacture of rubber products	5	2	-	2
C222	Manufacture of plastic products				
C231	Manufacture of glass and glass products	s	-	-	-
C239	Manufacture of non-metallic mineral products, n.e.c.	s	-	-	-
C241	Manufacture of basic iron and steel	s	-	-	-
C242	Manufacture of basic precious and other non-ferrous metals	s	-	-	-
C251	Manufacture of structural metal products, tanks, reservoirs and steam generators	4	-	-	-
C259	Manufacture of other fabricated metal products; metal working service activities	5	563	-	563
C261	Manufacture of electronic components	4	-	-	-
C281	Manufacture of general purpose machinery	3	-	-	-
C282	Manufacture of special purpose machinery				
C303	Manufacture of air and spacecraft and related machinery	s	-	-	-
C310	Manufacture of furniture	s	-	-	-
C321	Manufacture of jewelry, bijouterie and related articles	s	-	-	-
C331	Repair of fabricated metal products, machinery and equipment	4	2,000	2,000	-
	<b>I - Ilocos Region</b>	<b>746</b>	<b>299,812</b>	<b>292,807</b>	<b>7,005</b>
C101	Processing and preserving of meat	14	340	340	-
C102	Processing and preserving of fish, crustaceans and mollusks	15	-	-	-

*Continued*

TABLE 4.3 - *Continued*

2009 PSIC Code	Region/ Industry Description	Number of Establishments	Revenue from Industrial Service Done for Others		
			Total	Contract and Commission Work	Industrial Repair, Maintenance and Installation Work
		(1)	(2)	(3)	(4)
C103	Processing and preserving of fruits and vegetables	s	-	-	-
C105	Manufacture of dairy products	s	-	-	-
C106	Manufacture of grain mill products, starches and starch products	61	-	-	-
C107	Manufacture of other food products	274	13,055	13,055	-
C108	Manufacture of prepared animal feeds	4	-	-	-
C110	Manufacture of beverages	126	88	88	-
C120	Manufacture of tobacco products	3	-	-	-
C131	Spinning, weaving and finishing of textiles	6	-	-	-
C141	Manufacture of wearing apparel, except fur apparel	3	-	-	-
C142	Custom tailoring and dressmaking	9	-	-	-
C162	Manufacture of products of wood, cork, straw and plaiting materials	12	-	-	-
C170	Manufacture of paper and paper products	s	-	-	-
C181	Printing and service activities related to printing	62	-	-	-
C201	Manufacture of basic chemicals	7	-	-	-
C202	Manufacture of other chemical products, n.e.c.				
C210	Manufacture of pharmaceuticals, medicinal chemical and botanical products				
C221	Manufacture of rubber products	s	-	-	-
C222	Manufacture of plastic products	s	-	-	-
C239	Manufacture of non-metallic mineral products, n.e.c.	26	-	-	-
C241	Manufacture of basic iron and steel	6	-	-	-
C251	Manufacture of structural metal products, tanks, reservoirs and steam generators	11	5,880	5,880	-
C259	Manufacture of other fabricated metal products; metal working service activities	17	-	-	-
C282	Manufacture of special purpose machinery	5	-	-	-
C292	Manufacture of bodies (coachwork) for motor vehicles; }	6	1,006	-	1,006
	manufacture of trailers and semi-trailers }				
C293	Manufacture of parts and accessories for motor vehicles }				
C309	Manufacture of transport equipment, n.e.c.	s	-	-	-
C310	Manufacture of furniture	36	-	-	-
C321	Manufacture of jewelry, bijouterie and related articles }	16	2,842	2,509	333
C324	Manufacture of games and toys }				
C329	Other manufacturing, n.e.c. }				
C331	Repair of fabricated metal products, machinery and equipment	21	276,601	270,935	5,666
	<b>II - Cagayan Valley</b>	<b>403</b>	<b>26,084</b>	<b>16,060</b>	<b>10,024</b>
C101	Processing and preserving of meat	4	-	-	-

*Continued*

TABLE 4.3 - *Continued*

2009 PSIC Code	Region/ Industry Description	Number of Establishments	Revenue from Industrial Service Done for Others		
			Total	Contract and Commission Work	Industrial Repair, Maintenance and Installation Work
		(1)	(2)	(3)	(4)
C102	Processing and preserving of fish, crustaceans and mollusks	s	-	-	-
C103	Processing and preserving of fruits and vegetables	3	-	-	-
C105	Manufacture of dairy products	s	-	-	-
C106	Manufacture of grain mill products, starches and starch products	39	-	-	-
C107	Manufacture of other food products	194	-	-	-
C108	Manufacture of prepared animal feeds	5	11,700	11,700	-
C110	Manufacture of beverages	46	509	509	-
C120	Manufacture of tobacco products	s	s	s	s
C131	Spinning, weaving and finishing of textiles	s	-	-	-
C139	Manufacture of other textiles	s	-	-	-
C142	Custom tailoring and dressmaking	7	-	-	-
C162	Manufacture of products of wood, cork, straw and plaiting materials	3	-	-	-
C181	Printing and service activities related to printing	37	-	-	-
C182	Reproduction of recorded media	s	-	-	-
C192	Manufacture of refined petroleum products	s	-	-	-
C199	Manufacture of other fuel products	s	-	-	-
C201	Manufacture of basic chemicals	s	-	-	-
C231	Manufacture of glass and glass products	15	-	-	-
C239	Manufacture of non-metallic mineral products, n.e.c.				
C251	Manufacture of structural metal products, tanks, reservoirs and steam generators	4	2,218	-	2,218
C259	Manufacture of other fabricated metal products; metal working service activities	9	-	-	-
C282	Manufacture of special purpose machinery	3	1,893	-	1,893
C310	Manufacture of furniture	13	-	-	-
C321	Manufacture of jewelry, bijouterie and related articles	s	-	-	-
C329	Other manufacturing, n.e.c.	s	-	-	-
C331	Repair of fabricated metal products, machinery and equipment	9	3,851	3,851	-
<b>III - Central Luzon</b>		<b>2,456</b>	<b>24,776,201</b>	<b>23,759,993</b>	<b>1,016,208</b>
C101	Processing and preserving of meat	79	291,607	291,607	-
C102	Processing and preserving of fish, crustaceans and mollusks	23	202,316	202,316	-
C103	Processing and preserving of fruits and vegetables	18	-	-	-
C104	Manufacture of vegetable and animal oils and fats	3	-	-	-
C105	Manufacture of dairy products	11	-	-	-
C106	Manufacture of grain mill products, starches and starch products	134	52,268	52,268	-

*Continued*

TABLE 4.3 - *Continued*

2009 PSIC Code	Region/ Industry Description	Number of Establishments	Revenue from Industrial Service Done for Others		
			Total	Contract and Commission Work	Industrial Repair, Maintenance and Installation Work
		(1)	(2)	(3)	(4)
C107	Manufacture of other food products	619	-	-	-
C108	Manufacture of prepared animal feeds	53	175,345	175,345	-
C110	Manufacture of beverages	260	1,118	1,118	-
C120	Manufacture of tobacco products	s	-	-	-
C131	Spinning, weaving and finishing of textiles	17	14,173	14,173	-
C139	Manufacture of other textiles	44	-	-	-
C141	Manufacture of wearing apparel, except fur apparel	154	26,188	26,188	-
C142	Custom tailoring and dressmaking }	23	-	-	-
C143	Manufacture of knitted and crocheted apparel }				
C151	Tanning and dressing of leather; manufacture of luggage and handbags	10	724,077	724,077	-
C152	Manufacture of footwear	11	290	-	290
C161	Sawmilling and planing of wood }	33	5,320	5,320	-
C162	Manufacture of products of wood, cork, straw and plaiting materials }				
C170	Manufacture of paper and paper products	33	34,994	34,994	-
C181	Printing and service activities related to printing	123	179,715	179,715	-
C192	Manufacture of refined petroleum products	3	-	-	-
C201	Manufacture of basic chemicals	19	97,760	97,760	-
C202	Manufacture of other chemical products, n.e.c.	29	1,500	-	1,500
C210	Manufacture of pharmaceuticals, medicinal chemical and botanical products	19	-	-	-
C221	Manufacture of rubber products	11	106	106	-
C222	Manufacture of plastic products	90	-	-	-
C231	Manufacture of glass and glass products	8	-	-	-
C239	Manufacture of non-metallic mineral products, n.e.c.	137	-	-	-
C241	Manufacture of basic iron and steel	47	-	-	-
C242	Manufacture of basic precious and other non-ferrous metals	5	-	-	-
C243	Casting of metals	5	-	-	-
C251	Manufacture of structural metal products, tanks, reservoirs and steam generators	49	16,830	-	16,830
C252	Manufacture of weapons and ammunition }	37	-	-	-
C259	Manufacture of other fabricated metal products; metal working service activities }				
C261	Manufacture of electronic components	15	2,686,683	2,685,796	887
C262	Manufacture of computers and peripheral equipment and accessories	5	3,122,522	3,122,522	-
C264	Manufacture of consumer electronics }	4	220	-	220
C265	Manufacture of measuring, testing, navigating and control equipment; watches and clocks }				
C271	Manufacture of electric motors, generators, transformers and electricity distribution and control apparatus	9	37,945	11,287	26,658

*Continued*

TABLE 4.3 - *Continued*

2009 PSIC Code	Region/ Industry Description	Number of Establishments	Revenue from Industrial Service Done for Others		
			Total	Contract and Commission Work	Industrial Repair, Maintenance and Installation Work
		(1)	(2)	(3)	(4)
C272	Manufacture of batteries and accumulators	3	5,259,712	5,259,712	-
C273	Manufacture of wiring and wiring devices	8	-	-	-
C274	Manufacture of electric lighting equipment	7	-	-	-
C275	Manufacture of domestic appliances	5	-	-	-
C279	Manufacture of other electrical equipment	5	7,078	7,078	-
C281	Manufacture of general purpose machinery	13	-	-	-
C282	Manufacture of special purpose machinery	17	28,739	28,739	-
C291	Manufacture of motor vehicles	4	10,000	10,000	-
C292	Manufacture of bodies (coachwork) for motor vehicles; manufacture of trailers and semi-trailers				
C293	Manufacture of parts and accessories for motor vehicles				
C301	Building of ships and boats	s	s	s	s
C303	Manufacture of air and spacecraft and related machinery	5	72,944	1,634	71,309
C309	Manufacture of transport equipment, n.e.c.	23	-	-	-
C310	Manufacture of furniture	94	24	-	24
C321	Manufacture of jewelry, bijouterie and related articles	13	-	-	-
C322	Manufacture of musical instruments	s	-	-	-
C323	Manufacture of sports goods	4	-	-	-
C324	Manufacture of games and toys	6	265	-	265
C325	Manufacture of medical and dental instruments and supplies	8	-	-	-
C329	Other manufacturing, n.e.c.	46	580,440	580,440	-
C331	Repair of fabricated metal products, machinery and equipment	43	10,135,060	10,123,765	11,294
C332	Installation of industrial machinery and equipment	s	s	s	s
<b>IVA - CALABARZON</b>		<b>4,340</b>	<b>17,748,018</b>	<b>16,367,192</b>	<b>1,380,826</b>
C101	Processing and preserving of meat	51	2,838,524	2,838,524	-
C102	Processing and preserving of fish, crustaceans and mollusks	13	-	-	-
C103	Processing and preserving of fruits and vegetables	16	-	-	-
C104	Manufacture of vegetable and animal oils and fats	41	-	-	-
C105	Manufacture of dairy products	21	-	-	-
C106	Manufacture of grain mill products, starches and starch products	86	-	-	-
C107	Manufacture of other food products	1,144	764,357	764,357	-
C108	Manufacture of prepared animal feeds	79	1,122,143	1,122,143	-
C110	Manufacture of beverages	446	-	-	-
C120	Manufacture of tobacco products	3	-	-	-
C131	Spinning, weaving and finishing of textiles	10	-	-	-
C139	Manufacture of other textiles	35	14,707	13,447	1,260
C141	Manufacture of wearing apparel, except fur apparel	259	660,279	660,279	-

*Continued*

TABLE 4.3 - *Continued*

2009 PSIC Code	Region/ Industry Description	Number of Establishments	Revenue from Industrial Service Done for Others		
			Total	Contract and Commission Work	Industrial Repair, Maintenance and Installation Work
		(1)	(2)	(3)	(4)
C142	Custom tailoring and dressmaking	88	9,132	9,132	-
C143	Manufacture of knitted and crocheted apparel	3	-	-	-
C151	Tanning and dressing of leather; manufacture of luggage and handbags	6	-	-	-
C152	Manufacture of footwear	36	-	-	-
C161	Sawmilling and planing of wood	89	-	-	-
C162	Manufacture of products of wood, cork, straw and plaiting materials				
C170	Manufacture of paper and paper products	68	-	-	-
C181	Printing and service activities related to printing	145	-	-	-
C182	Reproduction of recorded media	s	-	-	-
C192	Manufacture of refined petroleum products	6	-	-	-
C199	Manufacture of other fuel products				
C201	Manufacture of basic chemicals	37	114	-	114
C202	Manufacture of other chemical products, n.e.c.	89	49,265	49,265	-
C210	Manufacture of pharmaceuticals, medicinal chemical and botanical products	30	-	-	-
C221	Manufacture of rubber products	36	-	-	-
C222	Manufacture of plastic products	170	466	466	-
C231	Manufacture of glass and glass products	26	521,275	521,275	-
C239	Manufacture of non-metallic mineral products, n.e.c.	116	896,744	896,744	-
C241	Manufacture of basic iron and steel	79	-	-	-
C242	Manufacture of basic precious and other non-ferrous metals	9	-	-	-
C243	Casting of metals	15	-	-	-
C251	Manufacture of structural metal products, tanks, reservoirs and steam generators	102	1,187,216	110,079	1,077,137
C259	Manufacture of other fabricated metal products; metal working service activities	222	1,212,633	1,190,474	22,159
C261	Manufacture of electronic components	99	3,736,994	3,692,875	44,119
C262	Manufacture of computers and peripheral equipment and accessories	24	-	-	-
C263	Manufacture of communication equipment	8	-	-	-
C264	Manufacture of consumer electronics	10	8,148	8,148	-
C265	Manufacture of measuring, testing, navigating and control equipment; watches and clocks	6	199,527	199,527	-
C267	Manufacture of optical instruments and photographic equipment	7	-	-	-
C271	Manufacture of electric motors, generators, transformers and electricity distribution and control apparatus	25	-	-	-
C272	Manufacture of batteries and accumulators	4	-	-	-
C273	Manufacture of wiring and wiring devices	24	10,271	10,248	23
C274	Manufacture of electric lighting equipment	15	422	-	422

*Continued*

TABLE 4.3 - *Continued*

2009 PSIC Code	Region/ Industry Description	Number of Establishments	Revenue from Industrial Service Done for Others		
			Total	Contract and Commission Work	Industrial Repair, Maintenance and Installation Work
		(1)	(2)	(3)	(4)
C275	Manufacture of domestic appliances	14	811	-	811
C279	Manufacture of other electrical equipment	12	-	-	-
C281	Manufacture of general purpose machinery	48	5,980	-	5,980
C282	Manufacture of special purpose machinery	76	112	-	112
C291	Manufacture of motor vehicles	13	381,987	157,329	224,658
C292	Manufacture of bodies (coachwork) for motor vehicles; manufacture of trailers and semi-trailers	14	239,874	239,874	-
C293	Manufacture of parts and accessories for motor vehicles	71	89,877	89,877	-
C301	Building of ships and boats	5	684,203	684,203	-
C303	Manufacture of air and spacecraft and related machinery	19	4,366	334	4,032
C309	Manufacture of transport equipment, n.e.c.				
C310	Manufacture of furniture	92	-	-	-
C321	Manufacture of jewelry, bijouterie and related articles	5	-	-	-
C323	Manufacture of sports goods	9	-	-	-
C324	Manufacture of games and toys	6	-	-	-
C325	Manufacture of medical and dental instruments and supplies	16	-	-	-
C329	Other manufacturing, n.e.c.	27	-	-	-
C331	Repair of fabricated metal products, machinery and equipment	116	3,108,592	3,108,592	-
	<b>MIMAROPA</b>	<b>353</b>	<b>38,893</b>	<b>38,893</b>	<b>-</b>
C101	Processing and preserving of meat	s	-	-	-
C103	Processing and preserving of fruits and vegetables	s	-	-	-
C104	Manufacture of vegetable and animal oils and fats	3	-	-	-
C105	Manufacture of dairy products	s	-	-	-
C106	Manufacture of grain mill products, starches and starch products	89	35,909	35,909	-
C107	Manufacture of other food products	113	-	-	-
C110	Manufacture of beverages	61	-	-	-
C131	Spinning, weaving and finishing of textiles	s	-	-	-
C142	Custom tailoring and dressmaking	4	-	-	-
C151	Tanning and dressing of leather; manufacture of luggage and handbags	s	-	-	-
C162	Manufacture of products of wood, cork, straw and plaiting materials	s	-	-	-
C181	Printing and service activities related to printing	28	-	-	-
C192	Manufacture of refined petroleum products	s	-	-	-
C201	Manufacture of basic chemicals	5	-	-	-
C202	Manufacture of other chemical products, n.e.c.				
C210	Manufacture of pharmaceuticals, medicinal chemical and botanical products	s	-	-	-

*Continued*

TABLE 4.3 - *Continued*

2009 PSIC Code	Region/ Industry Description	Number of Establishments	Revenue from Industrial Service Done for Others		
			Total	Contract and Commission Work	Industrial Repair, Maintenance and Installation Work
		(1)	(2)	(3)	(4)
C222	Manufacture of plastic products	s	s	s	s
C239	Manufacture of non-metallic mineral products, n.e.c.	24	-	-	-
C242	Manufacture of basic precious and other non-ferrous metals	s	-	-	-
C259	Manufacture of other fabricated metal products; metal working service activities	6	-	-	-
C282	Manufacture of special purpose machinery	s	-	-	-
C310	Manufacture of furniture	4	-	-	-
C331	Repair of fabricated metal products, machinery and equipment	5	2,850	2,850	-
	<b>V - Bicol Region</b>	<b>760</b>	<b>486,968</b>	<b>430,780</b>	<b>56,188</b>
C101	Processing and preserving of meat	15	114,600	114,332	268
C102	Processing and preserving of fish, crustaceans and mollusks	24	237,867	237,867	-
C103	Processing and preserving of fruits and vegetables	7	-	-	-
C104	Manufacture of vegetable and animal oils and fats	7	-	-	-
C105	Manufacture of dairy products	4	-	-	-
C106	Manufacture of grain mill products, starches and starch products	127	54,245	-	54,245
C107	Manufacture of other food products	261	-	-	-
C108	Manufacture of prepared animal feeds	5	-	-	-
C110	Manufacture of beverages	84	-	-	-
C120	Manufacture of tobacco products	s	-	-	-
C131	Spinning, weaving and finishing of textiles	4	-	-	-
C139	Manufacture of other textiles	10	-	-	-
C141	Manufacture of wearing apparel, except fur apparel	34	50	-	50
C142	Custom tailoring and dressmaking				
C152	Manufacture of footwear	s	s	s	s
C162	Manufacture of products of wood, cork, straw and plaiting materials	19	-	-	-
C170	Manufacture of paper and paper products	s	s	s	s
C181	Printing and service activities related to printing	63	-	-	-
C192	Manufacture of refined petroleum products	s	s	s	s
C201	Manufacture of basic chemicals	3	-	-	-
C210	Manufacture of pharmaceuticals, medicinal chemical and botanical products	s	-	-	-
C231	Manufacture of glass and glass products	19	-	-	-
C239	Manufacture of non-metallic mineral products, n.e.c.				
C241	Manufacture of basic iron and steel	5	-	-	-
C242	Manufacture of basic precious and other non-ferrous metals				

*Continued*



TABLE 4.3 - *Continued*

2009 PSIC Code	Region/ Industry Description	Number of Establishments	Revenue from Industrial Service Done for Others		
			Total	Contract and Commission Work	Industrial Repair, Maintenance and Installation Work
		(1)	(2)	(3)	(4)
C251	Manufacture of structural metal products, tanks, reservoirs and steam generators	4	155	-	155
C259	Manufacture of other fabricated metal products; metal working service activities	22	-	-	-
C282	Manufacture of special purpose machinery	3	-	-	-
C293	Manufacture of parts and accessories for motor vehicles	s	-	-	-
C310	Manufacture of furniture	14	-	-	-
C329	Other manufacturing, n.e.c.	9	-	-	-
C331	Repair of fabricated metal products, machinery and equipment	9	21,109	19,639	1,470
	<b>VI - Western Visayas</b>	<b>1,208</b>	<b>3,396,741</b>	<b>3,378,570</b>	<b>18,171</b>
C101	Processing and preserving of meat	15	20,000	20,000	-
C102	Processing and preserving of fish, crustaceans and mollusks	20	-	-	-
C103	Processing and preserving of fruits and vegetables	3	-	-	-
C104	Manufacture of vegetable and animal oils and fats	3	2,227	259	1,967
C105	Manufacture of dairy products	4	-	-	-
C106	Manufacture of grain mill products, starches and starch products	77	107,500	107,500	-
C107	Manufacture of other food products	594	1,976,897	1,971,127	5,769
C108	Manufacture of prepared animal feeds	3	-	-	-
C110	Manufacture of beverages	180	-	-	-
C131	Spinning, weaving and finishing of textiles	5	-	-	-
C139	Manufacture of other textiles	3	-	-	-
C141	Manufacture of wearing apparel, except fur apparel	12	-	-	-
C142	Custom tailoring and dressmaking	28	-	-	-
C161	Sawmilling and planing of wood	11	-	-	-
C162	Manufacture of products of wood, cork, straw and plaiting materials				
C170	Manufacture of paper and paper products	s	-	-	-
C181	Printing and service activities related to printing	79	-	-	-
C199	Manufacture of other fuel products	s	-	-	-
C201	Manufacture of basic chemicals	10	1,098,794	1,098,794	-
C202	Manufacture of other chemical products, n.e.c.	3	22	-	22
C210	Manufacture of pharmaceuticals, medicinal chemical and botanical products	4	-	-	-
C222	Manufacture of plastic products	8	9,988	-	9,988
C231	Manufacture of glass and glass products	49	-	-	-
C239	Manufacture of non-metallic mineral products, n.e.c.				
C241	Manufacture of basic iron and steel	8	860	640	220
C243	Casting of metals				

*Continued*

TABLE 4.3 - *Continued*

2009 PSIC Code	Region/ Industry Description	Number of Establishments	Revenue from Industrial Service Done for Others		
			Total	Contract and Commission Work	Industrial Repair, Maintenance and Installation Work
		(1)	(2)	(3)	(4)
C251	Manufacture of structural metal products, tanks, reservoirs and steam generators	4	-	-	-
C259	Manufacture of other fabricated metal products; metal working service activities	12	-	-	-
C273	Manufacture of wiring and wiring devices	s	-	-	-
C275	Manufacture of domestic appliances	s	-	-	-
C282	Manufacture of special purpose machinery	4	-	-	-
C310	Manufacture of furniture	44	-	-	-
C329	Other manufacturing, n.e.c.	5	18,150	17,945	205
C331	Repair of fabricated metal products, machinery and equipment	19	162,304	162,304	-
	<b>VII - Central Visayas</b>	<b>2,853</b>	<b>7,910,447</b>	<b>7,669,077</b>	<b>241,369</b>
C101	Processing and preserving of meat	28	-	-	-
C102	Processing and preserving of fish, crustaceans and mollusks	36	2,552	-	2,552
C103	Processing and preserving of fruits and vegetables	15	-	-	-
C104	Manufacture of vegetable and animal oils and fats	11	-	-	-
C105	Manufacture of dairy products	7	-	-	-
C106	Manufacture of grain mill products, starches and starch products	40	2,657,123	2,657,123	-
C107	Manufacture of other food products	1,297	156,757	156,757	-
C108	Manufacture of prepared animal feeds	10	20,289	20,289	-
C110	Manufacture of beverages	367	205,473	132	205,342
C131	Spinning, weaving and finishing of textiles	3	-	-	-
C139	Manufacture of other textiles	18	-	-	-
C141	Manufacture of wearing apparel, except fur apparel	43	453,159	453,159	-
C142	Custom tailoring and dressmaking	24	-	-	-
C151	Tanning and dressing of leather; manufacture of luggage and handbags	s	-	-	-
C152	Manufacture of footwear	14	-	-	-
C161	Sawmilling and planing of wood	29	-	-	-
C162	Manufacture of products of wood, cork, straw and plaiting materials				
C170	Manufacture of paper and paper products	24	-	-	-
C181	Printing and service activities related to printing	222	-	-	-
C199	Manufacture of other fuel products	s	-	-	-
C201	Manufacture of basic chemicals	19	-	-	-
C202	Manufacture of other chemical products, n.e.c.	36	-	-	-
C203	Manufacture of man-made fibers				
C210	Manufacture of pharmaceuticals, medicinal chemical and botanical products				
		8	-	-	-

*Continued*

TABLE 4.3 - *Continued*

2009 PSIC Code	Region/ Industry Description	Number of Establishments	Revenue from Industrial Service Done for Others		
			Total	Contract and Commission Work	Industrial Repair, Maintenance and Installation Work
		(1)	(2)	(3)	(4)
C221	Manufacture of rubber products	9	-	-	-
C222	Manufacture of plastic products	70	-	-	-
C231	Manufacture of glass and glass products	9	72,205	67,195	5,010
C239	Manufacture of non-metallic mineral products, n.e.c.	76	-	-	-
C241	Manufacture of basic iron and steel	27	2,094,340	2,092,954	1,386
C242	Manufacture of basic precious and other non-ferrous metals				
C243	Casting of metals				
C251	Manufacture of structural metal products, tanks, reservoirs and steam generators	19	-	-	-
C252	Manufacture of weapons and ammunition	s	-	-	-
C259	Manufacture of other fabricated metal products; metal working service activities	47	-	-	-
C261	Manufacture of electronic components	13	-	-	-
C262	Manufacture of computers and peripheral equipment and accessories	4	-	-	-
C263	Manufacture of communication equipment				
C265	Manufacture of measuring, testing, navigating and control equipment; watches and clocks				
C267	Manufacture of optical instruments and photographic equipment	13	-	-	-
C271	Manufacture of electric motors, generators, transformers and electricity distribution and control apparatus	3	-	-	-
C273	Manufacture of wiring and wiring devices	s	-	-	-
C274	Manufacture of electric lighting equipment	4	-	-	-
C275	Manufacture of domestic appliances	3	-	-	-
C281	Manufacture of general purpose machinery	8	-	-	-
C282	Manufacture of special purpose machinery	7	-	-	-
C291	Manufacture of motor vehicles	8	-	-	-
C292	Manufacture of bodies (coachwork) for motor vehicles; manufacture of trailers and semi-trailers	10	282,480	282,480	-
C293	Manufacture of parts and accessories for motor vehicles				
C301	Building of ships and boats				
C309	Manufacture of transport equipment, n.e.c.	s	-	-	-
C310	Manufacture of furniture	133	-	-	-
C321	Manufacture of jewelry, bijouterie and related articles	37	-	-	-
C322	Manufacture of musical instruments	s	-	-	-
C323	Manufacture of sports goods	s	s	s	s
C324	Manufacture of games and toys	3	-	-	-
C325	Manufacture of medical and dental instruments and supplies	5	-	-	-
C329	Other manufacturing, n.e.c.	18	921	15	906

*Continued*

TABLE 4.3 - *Continued*

2009 PSIC Code	Region/ Industry Description	Number of Establishments	Revenue from Industrial Service Done for Others		
			Total	Contract and Commission Work	Industrial Repair, Maintenance and Installation Work
		(1)	(2)	(3)	(4)
C331	Repair of fabricated metal products, machinery and equipment	54	756,240	756,240	-
	<b>VIII - Eastern Visayas</b>	<b>871</b>	<b>38,432</b>	<b>37,722</b>	<b>709</b>
C101	Processing and preserving of meat	s	-	-	-
C102	Processing and preserving of fish, crustaceans and mollusks	3	-	-	-
C103	Processing and preserving of fruits and vegetables	s	-	-	-
C104	Manufacture of vegetable and animal oils and fats	6	-	-	-
C106	Manufacture of grain mill products, starches and starch products	97	26,558	26,558	-
C107	Manufacture of other food products	529	-	-	-
C110	Manufacture of beverages	108	-	-	-
C139	Manufacture of other textiles	s	-	-	-
C142	Custom tailoring and dressmaking	3	-	-	-
C162	Manufacture of products of wood, cork, straw and plaiting materials	s	-	-	-
C170	Manufacture of paper and paper products	3	-	-	-
C181	Printing and service activities related to printing	36	263	-	263
C192	Manufacture of refined petroleum products	s	-	-	-
C201	Manufacture of basic chemicals	7	-	-	-
C202	Manufacture of other chemical products, n.e.c.				
C210	Manufacture of pharmaceuticals, medicinal chemical and botanical products	s	-	-	-
C221	Manufacture of rubber products	s	-	-	-
C222	Manufacture of plastic products	s	-	-	-
C231	Manufacture of glass and glass products	6	447	-	447
C239	Manufacture of non-metallic mineral products, n.e.c.	18	-	-	-
C242	Manufacture of basic precious and other non-ferrous metals	s	-	-	-
C243	Casting of metals	s	-	-	-
C251	Manufacture of structural metal products, tanks, reservoirs and steam generators	s	-	-	-
C259	Manufacture of other fabricated metal products; metal working service activities	18	252	252	-
C273	Manufacture of wiring and wiring devices	s	-	-	-
C282	Manufacture of special purpose machinery	s	-	-	-
C310	Manufacture of furniture	9	-	-	-
C329	Other manufacturing, n.e.c.	7	-	-	-
C331	Repair of fabricated metal products, machinery and equipment	6	10,913	10,913	-

*Continued*

TABLE 4.3 - *Continued*

2009 PSIC Code	Region/ Industry Description	Number of Establishments	Revenue from Industrial Service Done for Others		
			Total	Contract and Commission Work	Industrial Repair, Maintenance and Installation Work
		(1)	(2)	(3)	(4)
<b>IX - Zamboanga Peninsula</b>		<b>522</b>	<b>131,747</b>	<b>131,028</b>	<b>718</b>
C101	Processing and preserving of meat	6	-	-	-
C102	Processing and preserving of fish, crustaceans and mollusks	23	-	-	-
C103	Processing and preserving of fruits and vegetables	s	-	-	-
C104	Manufacture of vegetable and animal oils and fats	4	-	-	-
C105	Manufacture of dairy products	s	-	-	-
C106	Manufacture of grain mill products, starches and starch products	79	52,411	52,411	-
C107	Manufacture of other food products	244	-	-	-
C108	Manufacture of prepared animal feeds	s	-	-	-
C110	Manufacture of beverages	53	718	-	718
C142	Custom tailoring and dressmaking	10	-	-	-
C161	Sawmilling and planing of wood	3	-	-	-
C162	Manufacture of products of wood, cork, straw and plaiting materials				
C181	Printing and service activities related to printing	33	37,050	37,050	-
C202	Manufacture of other chemical products, n.e.c.	s	-	-	-
C221	Manufacture of rubber products	5	-	-	-
C222	Manufacture of plastic products	3	-	-	-
C231	Manufacture of glass and glass products	12	-	-	-
C239	Manufacture of non-metallic mineral products, n.e.c.				
C241	Manufacture of basic iron and steel	s	-	-	-
C251	Manufacture of structural metal products, tanks, reservoirs and steam generators	s	-	-	-
C259	Manufacture of other fabricated metal products; metal working service activities	5	-	-	-
C301	Building of ships and boats	s	s	s	s
C310	Manufacture of furniture	13	-	-	-
C324	Manufacture of games and toys	7	19,200	19,200	-
C329	Other manufacturing, n.e.c.				
C331	Repair of fabricated metal products, machinery and equipment	14	17,897	17,897	-
<b>X - Northern Mindanao</b>		<b>774</b>	<b>911,074</b>	<b>701,416</b>	<b>209,658</b>
C101	Processing and preserving of meat	14	51,262	51,037	225
C102	Processing and preserving of fish, crustaceans and mollusks	s	-	-	-
C103	Processing and preserving of fruits and vegetables	12	-	-	-
C104	Manufacture of vegetable and animal oils and fats	10	475,027	475,027	-
C105	Manufacture of dairy products	6	-	-	-

*Continued*

TABLE 4.3 - *Continued*

2009 PSIC Code	Region/ Industry Description	Number of Establishments	Revenue from Industrial Service Done for Others		
			Total	Contract and Commission Work	Industrial Repair, Maintenance and Installation Work
		(1)	(2)	(3)	(4)
C106	Manufacture of grain mill products, starches and starch products	85	-	-	-
C107	Manufacture of other food products	311	-	-	-
C108	Manufacture of prepared animal feeds	6	-	-	-
C110	Manufacture of beverages	51	600	600	-
C139	Manufacture of other textiles	s	-	-	-
C141	Manufacture of wearing apparel, except fur apparel	4	-	-	-
C142	Custom tailoring and dressmaking	25	-	-	-
C152	Manufacture of footwear	s	-	-	-
C161	Sawmilling and planing of wood	21	-	-	-
C162	Manufacture of products of wood, cork, straw and plaiting materials	9	-	-	-
C170	Manufacture of paper and paper products	8	-	-	-
C181	Printing and service activities related to printing	70	119,733	-	119,733
C192	Manufacture of refined petroleum products	s	-	-	-
C201	Manufacture of basic chemicals	10	-	-	-
C202	Manufacture of other chemical products, n.e.c.	4	-	-	-
C210	Manufacture of pharmaceuticals, medicinal chemical and botanical products	s	-	-	-
C221	Manufacture of rubber products	s	s	s	s
C222	Manufacture of plastic products	5	-	-	-
C231	Manufacture of glass and glass products	27	6,856	6,856	-
C239	Manufacture of non-metallic mineral products, n.e.c.				
C241	Manufacture of basic iron and steel	11	-	-	-
C243	Casting of metals	s	-	-	-
C251	Manufacture of structural metal products, tanks, reservoirs and steam generators	5	-	-	-
C252	Manufacture of weapons and ammunition	s	-	-	-
C259	Manufacture of other fabricated metal products; metal working service activities	11	104,466	26,192	78,274
C282	Manufacture of special purpose machinery	4	4,839	4,839	-
C291	Manufacture of motor vehicles	4	-	-	-
C292	Manufacture of bodies (coachwork) for motor vehicles; manufacture of trailers and semi-trailers	s	-	-	-
C310	Manufacture of furniture	13	-	-	-
C321	Manufacture of jewelry, bijouterie and related articles	3	-	-	-
C324	Manufacture of games and toys				
C325	Manufacture of medical and dental instruments and supplies				
C329	Other manufacturing, n.e.c.				
C331	Repair of fabricated metal products, machinery and equipment	28	126,549	115,286	11,263

*Continued*

TABLE 4.3 - *Continued*

2009 PSIC Code	Region/ Industry Description	Number of Establishments	Revenue from Industrial Service Done for Others		
			Total	Contract and Commission Work	Industrial Repair, Maintenance and Installation Work
		(1)	(2)	(3)	(4)
	<b>XI - Davao Region</b>	<b>1,173</b>	<b>497,122</b>	<b>441,055</b>	<b>56,067</b>
C101	Processing and preserving of meat	14	221,324	221,324	-
C102	Processing and preserving of fish, crustaceans and mollusks	3	28,942	25,402	3,540
C103	Processing and preserving of fruits and vegetables	15	-	-	-
C104	Manufacture of vegetable and animal oils and fats	19	566	566	-
C105	Manufacture of dairy products	3	-	-	-
C106	Manufacture of grain mill products, starches and starch products	70	12,517	12,517	-
C107	Manufacture of other food products	551	-	-	-
C108	Manufacture of prepared animal feeds	11	-	-	-
C110	Manufacture of beverages	64	59	59	-
C120	Manufacture of tobacco products	s	-	-	-
C131	Spinning, weaving and finishing of textiles	4	4,045	3,045	1,000
C139	Manufacture of other textiles	9	8,750	8,750	-
C141	Manufacture of wearing apparel, except fur apparel	4	-	-	-
C142	Custom tailoring and dressmaking	53	17,046	17,025	21
C152	Manufacture of footwear	4	250	50	200
C161	Sawmilling and planing of wood	}			
C162	Manufacture of products of wood, cork, straw and plaiting materials	}	22	-	-
C170	Manufacture of paper and paper products	13	-	-	-
C181	Printing and service activities related to printing	78	-	-	-
C192	Manufacture of refined petroleum products	s	-	-	-
C201	Manufacture of basic chemicals	11	-	-	-
C202	Manufacture of other chemical products, n.e.c.	17	-	-	-
C210	Manufacture of pharmaceuticals, medicinal chemical and botanical products	4	-	-	-
C221	Manufacture of rubber products	4	-	-	-
C222	Manufacture of plastic products	28	8,112	7,579	533
C231	Manufacture of glass and glass products	4	13,093	13,093	-
C239	Manufacture of non-metallic mineral products, n.e.c.	20	-	-	-
C241	Manufacture of basic iron and steel	17	-	-	-
C242	Manufacture of basic precious and other non-ferrous metals	4	-	-	-
C243	Casting of metals	s	-	-	-
C251	Manufacture of structural metal products, tanks, reservoirs and steam generators	12	45,248	41,889	3,359
C252	Manufacture of weapons and ammunition	s	-	-	-
C259	Manufacture of other fabricated metal products; metal working service activities	23	-	-	-

*Continued*

TABLE 4.3 - *Continued*

2009 PSIC Code	Region/ Industry Description	Number of Establishments	Revenue from Industrial Service Done for Others		
			Total	Contract and Commission Work	Industrial Repair, Maintenance and Installation Work
		(1)	(2)	(3)	(4)
C265	Manufacture of measuring, testing, navigating and control equipment; watches and clocks	s	-	-	-
C275	Manufacture of domestic appliances	s	-	-	-
C279	Manufacture of other electrical equipment	s	-	-	-
C281	Manufacture of general purpose machinery	3	-	-	-
C282	Manufacture of special purpose machinery	6	-	-	-
C291	Manufacture of motor vehicles	s	-	-	-
C293	Manufacture of parts and accessories for motor vehicles	s	-	-	-
C301	Building of ships and boats	}	3	-	-
C309	Manufacture of transport equipment, n.e.c.				
C310	Manufacture of furniture	27	2,400	800	1,600
C321	Manufacture of jewelry, bijouterie and related articles	s	-	-	-
C329	Other manufacturing, n.e.c.	6	814	-	814
C331	Repair of fabricated metal products, machinery and equipment	37	133,956	88,956	45,000
	<b>XII - SOCCSKSARGEN</b>	<b>629</b>	<b>458,765</b>	<b>450,054</b>	<b>8,711</b>
C101	Processing and preserving of meat	9	2,404	2,404	-
C102	Processing and preserving of fish, crustaceans and mollusks	24	3,312	3,312	-
C103	Processing and preserving of fruits and vegetables	3	-	-	-
C104	Manufacture of vegetable and animal oils and fats	5	-	-	-
C105	Manufacture of dairy products	s	s	s	s
C106	Manufacture of grain mill products, starches and starch products	110	-	-	-
C107	Manufacture of other food products	203	-	-	-
C108	Manufacture of prepared animal feeds	5	-	-	-
C110	Manufacture of beverages	37	-	-	-
C131	Spinning, weaving and finishing of textiles	}	3	-	-
C139	Manufacture of other textiles				
C141	Manufacture of wearing apparel, except fur apparel	4	488	483	5
C142	Custom tailoring and dressmaking	8	-	-	-
C152	Manufacture of footwear	s	-	-	-
C161	Sawmilling and planing of wood	3	-	-	-
C162	Manufacture of products of wood, cork, straw and plaiting materials	5	-	-	-
C170	Manufacture of paper and paper products	s	s	s	s
C181	Printing and service activities related to printing	70	-	-	-
C192	Manufacture of refined petroleum products	s	-	-	-
C201	Manufacture of basic chemicals	4	-	-	-
C202	Manufacture of other chemical products, n.e.c.	5	26,838	26,838	-

*Continued*



TABLE 4.3 - *Continued*

2009 PSIC Code	Region/ Industry Description	Number of Establishments	Revenue from Industrial Service Done for Others		
			Total	Contract and Commission Work	Industrial Repair, Maintenance and Installation Work
		(1)	(2)	(3)	(4)
C210	Manufacture of pharmaceuticals, medicinal chemical and botanical products	s	-	-	-
C221	Manufacture of rubber products	5	-	-	-
C222	Manufacture of plastic products	s	-	-	-
C231	Manufacture of glass and glass products	20	100	-	100
C239	Manufacture of non-metallic mineral products, n.e.c.				
C241	Manufacture of basic iron and steel	4	-	-	-
C243	Casting of metals	s	-	-	-
C251	Manufacture of structural metal products, tanks, reservoirs and steam generators	4	167	167	-
C259	Manufacture of other fabricated metal products; metal working service activities	38	213	-	213
C282	Manufacture of special purpose machinery	4	1,563	-	1,563
C301	Building of ships and boats	3	167,993	167,993	-
C309	Manufacture of transport equipment, n.e.c.				
C310	Manufacture of furniture	11	-	-	-
C323	Manufacture of sports goods	s	-	-	-
C331	Repair of fabricated metal products, machinery and equipment	31	248,856	248,856	-
	<b>XIII - Caraga</b>	<b>440</b>	<b>993,070</b>	<b>961,087</b>	<b>31,983</b>
C101	Processing and preserving of meat	4	66,380	66,380	-
C102	Processing and preserving of fish, crustaceans and mollusks	s	s	s	s
C103	Processing and preserving of fruits and vegetables	s	-	-	-
C104	Manufacture of vegetable and animal oils and fats	5	45,185	45,185	-
C106	Manufacture of grain mill products, starches and starch products	49	136,890	136,890	-
C107	Manufacture of other food products	185	-	-	-
C108	Manufacture of prepared animal feeds	s	-	-	-
C110	Manufacture of beverages	71	11,207	11,207	-
C139	Manufacture of other textiles	s	s	s	s
C142	Custom tailoring and dressmaking	9	720	720	-
C152	Manufacture of footwear	s	-	-	-
C161	Sawmilling and planing of wood	5	3,337	3,337	-
C162	Manufacture of products of wood, cork, straw and plaiting materials	10	-	-	-
C181	Printing and service activities related to printing	33	2,375	1,900	475
C199	Manufacture of other fuel products	s	-	-	-
C201	Manufacture of basic chemicals	5	-	-	-
C202	Manufacture of other chemical products, n.e.c.				
C221	Manufacture of rubber products	s	-	-	-

*Continued*

TABLE 4.3 - *Concluded*

2009 PSIC Code	Region/ Industry Description	Number of Establishments	Revenue from Industrial Service Done for Others		
			Total	Contract and Commission Work	Industrial Repair, Maintenance and Installation Work
		(1)	(2)	(3)	(4)
C231	Manufacture of glass and glass products }	14	-	-	-
C239	Manufacture of non-metallic mineral products, n.e.c. }				
C241	Manufacture of basic iron and steel }				
C242	Manufacture of basic precious and other non-ferrous metals }	3	477,241	477,241	-
C251	Manufacture of structural metal products, tanks, reservoirs and steam generators }				
C259	Manufacture of other fabricated metal products; metal working service activities }				
C282	Manufacture of special purpose machinery	s	-	-	-
C301	Building of ships and boats	s	-	-	-
C309	Manufacture of transport equipment, n.e.c.	s	-	-	-
C310	Manufacture of furniture	10	-	-	-
C321	Manufacture of jewelry, bijouterie and related articles	4	-	-	-
C324	Manufacture of games and toys }	3	-	-	-
C329	Other manufacturing, n.e.c. }				
C331	Repair of fabricated metal products, machinery and equipment	10	243,376	218,227	25,149
	<b>Autonomous Region in Muslim Mindanao</b>	<b>57</b>	<b>-</b>	<b>-</b>	<b>-</b>
C101	Processing and preserving of meat	s	-	-	-
C104	Manufacture of vegetable and animal oils and fats	s	-	-	-
C106	Manufacture of grain mill products, starches and starch products	21	-	-	-
C107	Manufacture of other food products	18	-	-	-
C108	Manufacture of prepared animal feeds	s	-	-	-
C110	Manufacture of beverages	7	-	-	-
C142	Custom tailoring and dressmaking	s	-	-	-
C221	Manufacture of rubber products	s	-	-	-
C239	Manufacture of non-metallic mineral products, n.e.c.	s	-	-	-
C301	Building of ships and boats	s	-	-	-
C310	Manufacture of furniture	s	-	-	-

- zero value

} Combined data

s Suppressed data

Notes: Values are in thousand pesos, except number of establishments.

Details may not add-up to total due to rounding and/or statistical disclosure control.

Source: Philippine Statistics Authority, 2019 Annual Survey of Philippine Business and Industry (Final Results)

Table 4.4. Number of Establishments and Revenue from Non-Industrial Service Done for Others by Type for Manufacturing Establishments  
by Region and Industry Group: Philippines, 2019

2009 PSIC Code	Region/ Industry Description	Number of Establishments	Revenue from Non-Industrial Service Done for Others						
			Total	Rent Income from Land	Rental Income from Buildings, Warehouses and Other Structures	Rental Income from Machinery and Transport Equipment	Rental Income from Office Equip- ment	Other Rental Income	Other Income from Non- Industrial Service
		(1)	(2)	(3)	(4)	(5)	(6)	(7)	(8)
	Philippines	24,270	25,657,565	1,190,687	10,346,008	3,668,151	20,511	181,575	10,250,633
C101	Processing and preserving of meat	294	201,288	1,921	98,886	8,768	-	8,689	83,023
C102	Processing and preserving of fish, crustaceans and mollusks	225	659	-	659	-	-	-	-
C103	Processing and preserving of fruits and vegetables	144	37,128	6,623	25,773	115	-	-	4,616
C104	Manufacture of vegetable and animal oils and fats	136	676,038	2,246	594,736	22,151	-	-	56,905
C105	Manufacture of dairy products	89	129,657	-	3,216	-	-	-	126,440
C106	Manufacture of grain mill products, starches and starch products	1,218	1,790,599	69,471	263,796	226,079	110	67,500	1,163,645
C107	Manufacture of other food products	7,739	724,163	124,792	461,420	7,044	9,390	2,064	119,453
C108	Manufacture of prepared animal feeds	196	409,439	664	261,735	9,221	-	-	137,819
C110	Manufacture of beverages	2,637	275,651	2,810	199,920	32,477	-	-	40,444
C120	Manufacture of tobacco products	19	2,665,020	476,851	395,426	118,870	-	-	1,673,873
C131	Spinning, weaving and finishing of textiles	109	5,994	1,071	4,774	-	-	149	-
C139	Manufacture of other textiles	254	94,797	1,620	91,410	-	-	1,753	14
C141	Manufacture of wearing apparel, except fur apparel	849	188,310	-	186,805	544	-	-	960
C142	Custom tailoring and dressmaking	500	-	-	-	-	-	-	-
C143	Manufacture of knitted and crocheted apparel	19	1,920	-	834	-	-	-	1,087
C151	Tanning and dressing of leather; manufacture of luggage and handbags	46	2,295	-	1,335	-	-	920	41
C152	Manufacture of footwear	148	15,051	-	270	14,781	-	-	-
C161	Sawmilling and planing of wood	48	2,837	-	2,637	200	-	-	-
C162	Manufacture of products of wood, cork, straw and plaiting materials	290	67,987	-	67,987	-	-	-	-
C170	Manufacture of paper and paper products	361	241,472	9,993	111,959	-	3,516	-	116,004
C181	Printing and service activities related to printing	2,113	1,828,860	-	71,296	1,696,050	-	-	61,515
C182	Reproduction of recorded media	6	-	-	-	-	-	-	-
C192	Manufacture of refined petroleum products	26	120,899	-	119,899	-	-	-	1,000
C199	Manufacture of other fuel products	7	16,494	-	-	-	-	-	16,494
C201	Manufacture of basic chemicals	196	203,993	17,225	50,883	110,512	-	-	25,373
C202	Manufacture of other chemical products, n.e.c.	390	88,657	1,000	86,980	-	-	191	487
C203	Manufacture of man-made fibers	3	-	-	-	-	-	-	-
C210	Manufacture of pharmaceuticals, medicinal chemical and botanical products	121	35,357	-	32,474	-	-	1,267	1,615
C221	Manufacture of rubber products	147	25,731	11,073	644	-	-	-	14,014
C222	Manufacture of plastic products	820	2,316,902	21,898	2,223,147	408	-	695	70,752
C231	Manufacture of glass and glass products	92	840	-	840	-	-	-	-
C239	Manufacture of non-metallic mineral products, n.e.c.	654	1,438,731	3,158	1,203,926	42,424	-	-	189,223
C241	Manufacture of basic iron and steel	299	4,956,407	780	2,788,848	43,205	-	-	2,123,575
C242	Manufacture of basic precious and other non-ferrous metals	33	30,616	-	7,623	21,490	-	23	1,480

Continued

TABLE 4.4 - *Continued*

2009 PSIC Code	Region/ Industry Description	Number of Establishments	Revenue from Non-Industrial Service Done for Others						
			Total	Rent Income from Land	Rental Income from Buildings, Warehouses and Other Structures	Rental Income from Machinery and Transport Equipment	Rental Income from Office Equip- ment	Other Rental Income	Other Income from Non- Industrial Service
		(1)	(2)	(3)	(4)	(5)	(6)	(7)	(8)
C243	Casting of metals	52	-	-	-	-	-	-	-
C251	Manufacture of structural metal products, tanks, reservoirs and steam generators	428	288,236	258,681	29,555	-	-	-	-
C252	Manufacture of weapons and ammunition	14	533	-	533	-	-	-	-
C259	Manufacture of other fabricated metal products; metal working service activities	761	245,674	767	86,120	-	-	36	158,751
C261	Manufacture of electronic components	145	681,893	3,058	285,825	20,851	-	191	371,967
C262	Manufacture of computers and peripheral equipment and accessories	32	3,230,333	7,463	1,043	-	-	-	3,221,826
C263	Manufacture of communication equipment	12	9,162	-	9,162	-	-	-	-
C264	Manufacture of consumer electronics	18	62,758	12,127	50,632	-	-	-	-
C265	Manufacture of measuring, testing, navigating and control equipment; watches and clocks	21	3,353	-	3,353	-	-	-	-
C267	Manufacture of optical instruments and photographic equipment	21	11,460	-	9,523	-	-	1,937	-
C271	Manufacture of electric motors, generators, transformers and electricity distribution and control apparatus	56	26,036	-	18,560	-	7,476	-	-
C272	Manufacture of batteries and accumulators	11	-	-	-	-	-	-	-
C273	Manufacture of wiring and wiring devices	57	18,300	-	18,300	-	-	-	-
C274	Manufacture of electric lighting equipment	38	8,187	3,630	4,556	-	-	-	-
C275	Manufacture of domestic appliances	44	6,115	-	-	6,115	-	-	-
C279	Manufacture of other electrical equipment	24	-	-	-	-	-	-	-
C281	Manufacture of general purpose machinery	132	348,645	-	202,614	-	-	-	146,032
C282	Manufacture of special purpose machinery	210	21,444	-	554	-	-	-	20,890
C291	Manufacture of motor vehicles	41	615,223	104,001	34,410	250,399	-	96,041	130,372
C292	Manufacture of bodies (coachwork) for motor vehicles; manufacture of trailers and semi-trailers	27	42,106	-	38,609	-	-	-	3,498
C293	Manufacture of parts and accessories for motor vehicles	115	190,301	-	32,558	848	-	83	156,811
C301	Building of ships and boats	32	881,751	-	76,434	805,317	-	-	-
C303	Manufacture of air and spacecraft and related machinery	9	29	-	29	-	-	-	-
C309	Manufacture of transport equipment, n.e.c.	73	5,025	-	829	-	-	14	4,181
C310	Manufacture of furniture	717	40,844	-	40,494	-	-	-	350
C321	Manufacture of jewelry, bijouterie and related articles	77	-	-	-	-	-	-	-
C322	Manufacture of musical instruments	3	21	-	-	-	-	21	-
C323	Manufacture of sports goods	23	637	120	482	-	-	-	34
C324	Manufacture of games and toys	31	10,301	-	10,301	-	-	-	-
C325	Manufacture of medical and dental instruments and supplies	48	-	-	-	-	-	-	-
C329	Other manufacturing, n.e.c.	214	15,607	-	9,520	-	20	-	6,068
C331	Repair of fabricated metal products, machinery and equipment	551	299,798	47,644	21,873	230,281	-	-	-
C332	Installation of industrial machinery and equipment	8	-	-	-	-	-	-	-

*Continued*

TABLE 4.4 - *Continued*

2009 PSIC Code	Region/ Industry Description	Number of Establishments	Revenue from Non-Industrial Service Done for Others						
			Total	Rent Income from Land	Rental Income from Buildings, Warehouses and Other Structures	Rental Income from Machinery and Transport Equipment	Rental Income from Office Equip- ment	Other Rental Income	Other Income from Non- Industrial Service
		(1)	(2)	(3)	(4)	(5)	(6)	(7)	(8)
	National Capital Region	6,369	6,807,503	350,683	4,189,337	282,049	3,516	570	1,981,348
C101	Processing and preserving of meat	37	3,433	-	3,433	-	-	-	-
C102	Processing and preserving of fish, crustaceans and mollusks	38	-	-	-	-	-	-	-
C103	Processing and preserving of fruits and vegetables	42	-	-	-	-	-	-	-
C104	Manufacture of vegetable and animal oils and fats	18	20,641	-	841	19,800	-	-	-
C105	Manufacture of dairy products	26	129,039	-	3,216	-	-	-	125,823
C106	Manufacture of grain mill products, starches and starch products	18	172,411	-	28,464	143,947	-	-	-
C107	Manufacture of other food products	1,093	129,074	66,581	56,045	6,449	-	-	-
C108	Manufacture of prepared animal feeds	12	-	-	-	-	-	-	-
C110	Manufacture of beverages	628	40,023	2,365	37,658	-	-	-	-
C120	Manufacture of tobacco products	6	1,703,124	-	100,041	85,765	-	-	1,517,318
C131	Spinning, weaving and finishing of textiles	42	-	-	-	-	-	-	-
C139	Manufacture of other textiles	128	82,145	1,620	80,525	-	-	-	-
C141	Manufacture of wearing apparel, except fur apparel	362	16,656	-	16,656	-	-	-	-
C142	Custom tailoring and dressmaking	156	-	-	-	-	-	-	-
C143	Manufacture of knitted and crocheted apparel	15	-	-	-	-	-	-	-
C151	Tanning and dressing of leather; manufacture of luggage and handbags	28	-	-	-	-	-	-	-
C152	Manufacture of footwear	78	-	-	-	-	-	-	-
C161	Sawmilling and planing of wood	9	-	-	-	-	-	-	-
C162	Manufacture of products of wood, cork, straw and plaiting materials	49	-	-	-	-	-	-	-
C170	Manufacture of paper and paper products	205	126,153	-	6,632	-	3,516	-	116,004
C181	Printing and service activities related to printing	999	48,482	-	48,482	-	-	-	-
C182	Reproduction of recorded media	4	-	-	-	-	-	-	-
C192	Manufacture of refined petroleum products	10	16,494	-	-	-	-	-	16,494
C199	Manufacture of other fuel products								
C201	Manufacture of basic chemicals	66	-	-	-	-	-	-	-
C202	Manufacture of other chemical products, n.e.c.	198	86,752	-	86,266	-	-	-	487
C203	Manufacture of man-made fibers								
C210	Manufacture of pharmaceuticals, medicinal chemical and botanical products	47	10,800	-	10,800	-	-	-	-
C221	Manufacture of rubber products	69	195	-	195	-	-	-	-
C222	Manufacture of plastic products	439	2,291,518	21,898	2,198,102	408	-	526	70,583
C231	Manufacture of glass and glass products	29	-	-	-	-	-	-	-
C239	Manufacture of non-metallic mineral products, n.e.c.	89	1,204,305	-	1,178,625	25,680	-	-	-
C241	Manufacture of basic iron and steel	100	50,497	-	48,313	-	-	-	2,184
C242	Manufacture of basic precious and other non-ferrous metals	6	8,636	-	7,133	-	-	23	1,480
C243	Casting of metals	20	-	-	-	-	-	-	-

*Continued*

TABLE 4.4 - *Continued*

2009 PSIC Code	Region/ Industry Description	Number of Establishments	Revenue from Non-Industrial Service Done for Others						
			Total	Rent Income from Land	Rental Income from Buildings, Warehouses and Other Structures	Rental Income from Machinery and Transport Equipment	Rental Income from Office Equip- ment	Other Rental Income	Other Income from Non- Industrial Service
		(1)	(2)	(3)	(4)	(5)	(6)	(7)	(8)
C251	Manufacture of structural metal products, tanks, reservoirs and steam generators	208	261,472	258,219	3,254	-	-	-	-
C252	Manufacture of weapons and ammunition	10	533	-	533	-	-	-	-
C259	Manufacture of other fabricated metal products; metal working service activities	282	40,547	-	1,943	-	-	-	38,604
C261	Manufacture of electronic components	14	96,708	-	25,227	-	-	-	71,482
C262	Manufacture of computers and peripheral equipment and accessories }	3	-	-	-	-	-	-	-
C263	Manufacture of communication equipment }								
C264	Manufacture of consumer electronics	5	29,666	-	29,666	-	-	-	-
C265	Manufacture of measuring, testing, navigating and control equipment; watches and clocks }	9	-	-	-	-	-	-	-
C267	Manufacture of optical instruments and photographic equipment }								
C271	Manufacture of electric motors, generators, transformers and electricity distribution and control apparatus	19	-	-	-	-	-	-	-
C272	Manufacture of batteries and accumulators	4	-	-	-	-	-	-	-
C273	Manufacture of wiring and wiring devices	22	-	-	-	-	-	-	-
C274	Manufacture of electric lighting equipment	12	804	-	804	-	-	-	-
C275	Manufacture of domestic appliances	20	-	-	-	-	-	-	-
C279	Manufacture of other electrical equipment	s	-	-	-	-	-	-	-
C281	Manufacture of general purpose machinery	59	202,614	-	202,614	-	-	-	-
C282	Manufacture of special purpose machinery	75	21,444	-	554	-	-	-	20,890
C291	Manufacture of motor vehicles	13	-	-	-	-	-	-	-
C292	Manufacture of bodies (coachwork) for motor vehicles; manufacture of trailers and semi-trailers	7	-	-	-	-	-	-	-
C293	Manufacture of parts and accessories for motor vehicles	22	-	-	-	-	-	-	-
C301	Building of ships and boats	10	-	-	-	-	-	-	-
C303	Manufacture of air and spacecraft and related machinery }	27	-	-	-	-	-	-	-
C309	Manufacture of transport equipment, n.e.c. }								
C310	Manufacture of furniture	203	12,893	-	12,893	-	-	-	-
C321	Manufacture of jewelry, bijouterie and related articles	14	-	-	-	-	-	-	-
C322	Manufacture of musical instruments	s	s	s	s	s	s	s	s
C323	Manufacture of sports goods	6	422	-	422	-	-	-	-
C324	Manufacture of games and toys	12	-	-	-	-	-	-	-
C325	Manufacture of medical and dental instruments and supplies	18	-	-	-	-	-	-	-
C329	Other manufacturing, n.e.c.	69	-	-	-	-	-	-	-
C331	Repair of fabricated metal products, machinery and equipment	147	-	-	-	-	-	-	-
C332	Installation of industrial machinery and equipment	s	-	-	-	-	-	-	-

*Continued*

TABLE 4.4 - *Continued*

2009 PSIC Code	Region/ Industry Description	Number of Establishments	Revenue from Non-Industrial Service Done for Others						
			Total	Rent Income from Land	Rental Income from Buildings, Warehouses and Other Structures	Rental Income from Machinery and Transport Equipment	Rental Income from Office Equip- ment	Other Rental Income	Other Income from Non- Industrial Service
			(1)	(2)	(3)	(4)	(5)	(6)	(7)
	<b>Cordillera Administrative Region</b>	<b>316</b>	<b>11,198</b>	<b>780</b>	<b>10,209</b>	<b>-</b>	<b>-</b>	<b>149</b>	<b>60</b>
C101	Processing and preserving of meat	s	-	-	-	-	-	-	-
C103	Processing and preserving of fruits and vegetables	3	60	-	-	-	-	-	60
C105	Manufacture of dairy products	s	-	-	-	-	-	-	-
C106	Manufacture of grain mill products, starches and starch products	37	-	-	-	-	-	-	-
C107	Manufacture of other food products	110	-	-	-	-	-	-	-
C110	Manufacture of beverages	50	-	-	-	-	-	-	-
C131	Spinning, weaving and finishing of textiles	16	149	-	-	-	-	149	-
C139	Manufacture of other textiles								
C141	Manufacture of wearing apparel, except fur apparel	s	-	-	-	-	-	-	-
C142	Custom tailoring and dressmaking	20	-	-	-	-	-	-	-
C162	Manufacture of products of wood, cork, straw and plaiting materials	s	s	s	s	s	s	s	s
C170	Manufacture of paper and paper products	s	-	-	-	-	-	-	-
C181	Printing and service activities related to printing	38	9,009	-	9,009	-	-	-	-
C201	Manufacture of basic chemicals	s	-	-	-	-	-	-	-
C202	Manufacture of other chemical products, n.e.c.	s	-	-	-	-	-	-	-
C221	Manufacture of rubber products	5	-	-	-	-	-	-	-
C222	Manufacture of plastic products								
C231	Manufacture of glass and glass products	s	-	-	-	-	-	-	-
C239	Manufacture of non-metallic mineral products, n.e.c.	s	-	-	-	-	-	-	-
C241	Manufacture of basic iron and steel	s	s	s	s	s	s	s	s
C242	Manufacture of basic precious and other non-ferrous metals	s	-	-	-	-	-	-	-
C251	Manufacture of structural metal products, tanks, reservoirs and steam generators	4	-	-	-	-	-	-	-
C259	Manufacture of other fabricated metal products; metal working service activities	5	-	-	-	-	-	-	-
C261	Manufacture of electronic components	4	-	-	-	-	-	-	-
C281	Manufacture of general purpose machinery	3	-	-	-	-	-	-	-
C282	Manufacture of special purpose machinery								
C303	Manufacture of air and spacecraft and related machinery	s	-	-	-	-	-	-	-
C310	Manufacture of furniture	s	-	-	-	-	-	-	-
C321	Manufacture of jewelry, bijouterie and related articles	s	-	-	-	-	-	-	-
C331	Repair of fabricated metal products, machinery and equipment	4	-	-	-	-	-	-	-
	<b>I - Ilocos Region</b>	<b>746</b>	<b>1,166,102</b>	<b>-</b>	<b>42,843</b>	<b>-</b>	<b>-</b>	<b>-</b>	<b>1,123,258</b>
C101	Processing and preserving of meat	14	37,939	-	37,939	-	-	-	-
C102	Processing and preserving of fish, crustaceans and mollusks	15	-	-	-	-	-	-	-

*Continued*

TABLE 4.4 - *Continued*

2009 PSIC Code	Region/ Industry Description	Number of Establishments	Revenue from Non-Industrial Service Done for Others						
			Total	Rent Income from Land	Rental Income from Buildings, Warehouses and Other Structures	Rental Income from Machinery and Transport Equipment	Rental Income from Office Equip- ment	Other Rental Income	Other Income from Non- Industrial Service
			(1)	(2)	(3)	(4)	(5)	(6)	(7)
C103	Processing and preserving of fruits and vegetables	s	-	-	-	-	-	-	-
C105	Manufacture of dairy products	s	s	s	s	s	s	s	s
C106	Manufacture of grain mill products, starches and starch products	61	1,123,157	-	3,416	-	-	-	1,119,740
C107	Manufacture of other food products	274	890	-	890	-	-	-	-
C108	Manufacture of prepared animal feeds	4	-	-	-	-	-	-	-
C110	Manufacture of beverages	126	-	-	-	-	-	-	-
C120	Manufacture of tobacco products	3	-	-	-	-	-	-	-
C131	Spinning, weaving and finishing of textiles	6	-	-	-	-	-	-	-
C141	Manufacture of wearing apparel, except fur apparel	3	-	-	-	-	-	-	-
C142	Custom tailoring and dressmaking	9	-	-	-	-	-	-	-
C162	Manufacture of products of wood, cork, straw and plaiting materials	12	-	-	-	-	-	-	-
C170	Manufacture of paper and paper products	s	-	-	-	-	-	-	-
C181	Printing and service activities related to printing	62	-	-	-	-	-	-	-
C201	Manufacture of basic chemicals	7	-	-	-	-	-	-	-
C202	Manufacture of other chemical products, n.e.c.		-	-	-	-	-	-	-
C210	Manufacture of pharmaceuticals, medicinal chemical and botanical products		-	-	-	-	-	-	-
C221	Manufacture of rubber products	s	-	-	-	-	-	-	-
C222	Manufacture of plastic products	s	-	-	-	-	-	-	-
C239	Manufacture of non-metallic mineral products, n.e.c.	26	-	-	-	-	-	-	-
C241	Manufacture of basic iron and steel	6	381	-	381	-	-	-	-
C251	Manufacture of structural metal products, tanks, reservoirs and steam generators	11	-	-	-	-	-	-	-
C259	Manufacture of other fabricated metal products; metal working service activities	17	-	-	-	-	-	-	-
C282	Manufacture of special purpose machinery	5	-	-	-	-	-	-	-
C292	Manufacture of bodies (coachwork) for motor vehicles; manufacture of trailers and semi-trailers	6	3,498	-	-	-	-	-	3,498
C293	Manufacture of parts and accessories for motor vehicles								
C309	Manufacture of transport equipment, n.e.c.	s	-	-	-	-	-	-	-
C310	Manufacture of furniture	36	-	-	-	-	-	-	-
C321	Manufacture of jewelry, bijouterie and related articles	16	-	-	-	-	-	-	-
C324	Manufacture of games and toys								
C329	Other manufacturing, n.e.c.								
C331	Repair of fabricated metal products, machinery and equipment	21	217	-	217	-	-	-	-
<b>II - Cagayan Valley</b>		<b>403</b>	<b>94,366</b>	<b>1,289</b>	<b>9,484</b>	-	-	-	<b>83,593</b>
C101	Processing and preserving of meat	4	985	-	-	-	-	-	985

*Continued*



TABLE 4.4 - *Continued*

2009 PSIC Code	Region/ Industry Description	Number of Establishments	Revenue from Non-Industrial Service Done for Others						
			Total	Rent Income from Land	Rental Income from Buildings, Warehouses and Other Structures	Rental Income from Machinery and Transport Equipment	Rental Income from Office Equip- ment	Other Rental Income	Other Income from Non- Industrial Service
		(1)	(2)	(3)	(4)	(5)	(6)	(7)	(8)
C102	Processing and preserving of fish, crustaceans and mollusks	s	-	-	-	-	-	-	-
C103	Processing and preserving of fruits and vegetables	3	-	-	-	-	-	-	-
C105	Manufacture of dairy products	s	-	-	-	-	-	-	-
C106	Manufacture of grain mill products, starches and starch products	39	17,659	-	8,684	-	-	-	8,974
C107	Manufacture of other food products	194	-	-	-	-	-	-	-
C108	Manufacture of prepared animal feeds	5	73,634	-	-	-	-	-	73,634
C110	Manufacture of beverages	46	-	-	-	-	-	-	-
C120	Manufacture of tobacco products	s	-	-	-	-	-	-	-
C131	Spinning, weaving and finishing of textiles	s	-	-	-	-	-	-	-
C139	Manufacture of other textiles	s	-	-	-	-	-	-	-
C142	Custom tailoring and dressmaking	7	-	-	-	-	-	-	-
C162	Manufacture of products of wood, cork, straw and plaiting materials	3	-	-	-	-	-	-	-
C181	Printing and service activities related to printing	37	-	-	-	-	-	-	-
C182	Reproduction of recorded media	s	-	-	-	-	-	-	-
C192	Manufacture of refined petroleum products	s	-	-	-	-	-	-	-
C199	Manufacture of other fuel products	s	-	-	-	-	-	-	-
C201	Manufacture of basic chemicals	s	-	-	-	-	-	-	-
C231	Manufacture of glass and glass products	15	1,289	1,289	-	-	-	-	-
C239	Manufacture of non-metallic mineral products, n.e.c.								
C251	Manufacture of structural metal products, tanks, reservoirs and steam generators	4	-	-	-	-	-	-	-
C259	Manufacture of other fabricated metal products; metal working service activities	9	-	-	-	-	-	-	-
C282	Manufacture of special purpose machinery	3	-	-	-	-	-	-	-
C310	Manufacture of furniture	13	600	-	600	-	-	-	-
C321	Manufacture of jewelry, bijouterie and related articles	s	-	-	-	-	-	-	-
C329	Other manufacturing, n.e.c.	s	s	s	s	s	s	s	s
C331	Repair of fabricated metal products, machinery and equipment	9	-	-	-	-	-	-	-
	III - Central Luzon	2,456	8,519,989	598,943	3,470,546	1,049,804	-	2,709	3,397,986
C101	Processing and preserving of meat	79	8,578	-	8,578	-	-	-	-
C102	Processing and preserving of fish, crustaceans and mollusks	23	-	-	-	-	-	-	-
C103	Processing and preserving of fruits and vegetables	18	-	-	-	-	-	-	-
C104	Manufacture of vegetable and animal oils and fats	3	-	-	-	-	-	-	-
C105	Manufacture of dairy products	11	-	-	-	-	-	-	-
C106	Manufacture of grain mill products, starches and starch products	134	69,727	69,471	256	-	-	-	-

*Continued*

TABLE 4.4 - *Continued*

2009 PSIC Code	Region/ Industry Description	Number of Establishments	Revenue from Non-Industrial Service Done for Others						
			Total	Rent Income from Land	Rental Income from Buildings, Warehouses and Other Structures	Rental Income from Machinery and Transport Equipment	Rental Income from Office Equip- ment	Other Rental Income	Other Income from Non- Industrial Service
			(1)	(2)	(3)	(4)	(5)	(6)	(7)
C107	Manufacture of other food products	619	23,579	-	6,499	-	-	-	17,080
C108	Manufacture of prepared animal feeds	53	217,826	664	158,128	133	-	-	58,902
C110	Manufacture of beverages	260	-	-	-	-	-	-	-
C120	Manufacture of tobacco products	s	s	s	s	s	s	s	s
C131	Spinning, weaving and finishing of textiles	17	1,179	-	1,179	-	-	-	-
C139	Manufacture of other textiles	44	7,553	-	5,800	-	-	1,753	-
C141	Manufacture of wearing apparel, except fur apparel	154	70,607	-	69,646	-	-	-	960
C142	Custom tailoring and dressmaking	23	1,920	-	834	-	-	-	1,087
C143	Manufacture of knitted and crocheted apparel								
C151	Tanning and dressing of leather; manufacture of luggage and handbags	10	2,295	-	1,335	-	-	920	41
C152	Manufacture of footwear	11	-	-	-	-	-	-	-
C161	Sawmilling and planing of wood	33	19,434	-	19,434	-	-	-	-
C162	Manufacture of products of wood, cork, straw and plaiting materials								
C170	Manufacture of paper and paper products	33	14,182	9,993	4,189	-	-	-	-
C181	Printing and service activities related to printing	123	-	-	-	-	-	-	-
C192	Manufacture of refined petroleum products	3	-	-	-	-	-	-	-
C201	Manufacture of basic chemicals	19	21,784	16,875	-	538	-	-	4,371
C202	Manufacture of other chemical products, n.e.c.	29	360	-	360	-	-	-	-
C210	Manufacture of pharmaceuticals, medicinal chemical and botanical products	19	-	-	-	-	-	-	-
C221	Manufacture of rubber products	11	-	-	-	-	-	-	-
C222	Manufacture of plastic products	90	-	-	-	-	-	-	-
C231	Manufacture of glass and glass products	8	-	-	-	-	-	-	-
C239	Manufacture of non-metallic mineral products, n.e.c.	137	22,436	1,869	1,607	9,959	-	-	9,000
C241	Manufacture of basic iron and steel	47	2,679,773	-	2,679,773	-	-	-	-
C242	Manufacture of basic precious and other non-ferrous metals	5	-	-	-	-	-	-	-
C243	Casting of metals	5	-	-	-	-	-	-	-
C251	Manufacture of structural metal products, tanks, reservoirs and steam generators	49	2,250	-	2,250	-	-	-	-
C252	Manufacture of weapons and ammunition	37	29,893	-	-	-	-	36	29,857
C259	Manufacture of other fabricated metal products; metal working service activities								
C261	Manufacture of electronic components	15	107,203	-	107,203	-	-	-	-
C262	Manufacture of computers and peripheral equipment and accessories	5	3,230,333	7,463	1,043	-	-	-	3,221,826
C264	Manufacture of consumer electronics	4	12,127	12,127	-	-	-	-	-
C265	Manufacture of measuring, testing, navigating and control equipment; watches and clocks								
C271	Manufacture of electric motors, generators, transformers and electricity distribution and control apparatus	9	6,588	-	6,588	-	-	-	-

*Continued*

TABLE 4.4 - *Continued*

2009 PSIC Code	Region/ Industry Description	Number of Establishments	Revenue from Non-Industrial Service Done for Others						
			Total	Rent Income from Land	Rental Income from Buildings, Warehouses and Other Structures	Rental Income from Machinery and Transport Equipment	Rental Income from Office Equip- ment	Other Rental Income	Other Income from Non- Industrial Service
		(1)	(2)	(3)	(4)	(5)	(6)	(7)	(8)
C272	Manufacture of batteries and accumulators	3	-	-	-	-	-	-	-
C273	Manufacture of wiring and wiring devices	8	5,492	-	5,492	-	-	-	-
C274	Manufacture of electric lighting equipment	7	3,630	3,630	-	-	-	-	-
C275	Manufacture of domestic appliances	5	6,115	-	-	6,115	-	-	-
C279	Manufacture of other electrical equipment	5	-	-	-	-	-	-	-
C281	Manufacture of general purpose machinery	13	-	-	-	-	-	-	-
C282	Manufacture of special purpose machinery	17	-	-	-	-	-	-	-
C291	Manufacture of motor vehicles	4	-	-	-	-	-	-	-
C292	Manufacture of bodies (coachwork) for motor vehicles;								
	manufacture of trailers and semi-trailers								
C293	Manufacture of parts and accessories for motor vehicles	7	63,185	-	7,474	848	-	-	54,863
C301	Building of ships and boats	s	s	s	s	s	s	s	s
C303	Manufacture of air and spacecraft and related machinery	5	29	-	29	-	-	-	-
C309	Manufacture of transport equipment, n.e.c.	23	-	-	-	-	-	-	-
C310	Manufacture of furniture	94	-	-	-	-	-	-	-
C321	Manufacture of jewelry, bijouterie and related articles	13	-	-	-	-	-	-	-
C322	Manufacture of musical instruments	s	-	-	-	-	-	-	-
C323	Manufacture of sports goods	4	-	-	-	-	-	-	-
C324	Manufacture of games and toys	6	-	-	-	-	-	-	-
C325	Manufacture of medical and dental instruments and supplies	8	-	-	-	-	-	-	-
C329	Other manufacturing, n.e.c.	46	-	-	-	-	-	-	-
C331	Repair of fabricated metal products, machinery and equipment	43	241,311	-	11,030	230,281	-	-	-
C332	Installation of industrial machinery and equipment	s	-	-	-	-	-	-	-
	<b>IVA - CALABARZON</b>	<b>4,340</b>	<b>6,330,161</b>	<b>162,655</b>	<b>833,789</b>	<b>2,046,970</b>	<b>16,866</b>	<b>165,457</b>	<b>3,104,425</b>
C101	Processing and preserving of meat	51	33,811	-	32,766	-	-	-	1,045
C102	Processing and preserving of fish, crustaceans and mollusks	13	-	-	-	-	-	-	-
C103	Processing and preserving of fruits and vegetables	16	25,768	-	25,768	-	-	-	-
C104	Manufacture of vegetable and animal oils and fats	41	25,398	-	25,398	-	-	-	-
C105	Manufacture of dairy products	21	-	-	-	-	-	-	-
C106	Manufacture of grain mill products, starches and starch products	86	95,045	-	-	27,545	-	67,500	-
C107	Manufacture of other food products	1,144	82,264	7,705	36,218	308	9,390	-	28,643
C108	Manufacture of prepared animal feeds	79	-	-	-	-	-	-	-
C110	Manufacture of beverages	446	15,729	379	9,161	-	-	-	6,189
C120	Manufacture of tobacco products	3	189,660	-	-	33,105	-	-	156,555
C131	Spinning, weaving and finishing of textiles	10	4,666	1,071	3,595	-	-	-	-
C139	Manufacture of other textiles	35	5,086	-	5,086	-	-	-	-
C141	Manufacture of wearing apparel, except fur apparel	259	56,034	-	55,490	544	-	-	-

*Continued*

TABLE 4.4 - *Continued*

2009 PSIC Code	Region/ Industry Description	Number of Establishments	Revenue from Non-Industrial Service Done for Others						
			Total	Rent Income from Land	Rental Income from Buildings, Warehouses and Other Structures	Rental Income from Machinery and Transport Equipment	Rental Income from Office Equip- ment	Other Rental Income	Other Income from Non- Industrial Service
			(1)	(2)	(3)	(4)	(5)	(6)	(7)
C142	Custom tailoring and dressmaking	88	-	-	-	-	-	-	-
C143	Manufacture of knitted and crocheted apparel	3	-	-	-	-	-	-	-
C151	Tanning and dressing of leather; manufacture of luggage and handbags	6	-	-	-	-	-	-	-
C152	Manufacture of footwear	36	15,051	-	270	14,781	-	-	-
C161	Sawmilling and planing of wood	89	49,990	-	49,990	-	-	-	-
C162	Manufacture of products of wood, cork, straw and plaiting materials								
C170	Manufacture of paper and paper products	68	100,710	-	100,710	-	-	-	-
C181	Printing and service activities related to printing	145	1,709,855	-	13,805	1,696,050	-	-	-
C182	Reproduction of recorded media	s	-	-	-	-	-	-	-
C192	Manufacture of refined petroleum products	6	-	-	-	-	-	-	-
C199	Manufacture of other fuel products								
C201	Manufacture of basic chemicals	37	21,002	-	-	-	-	-	21,002
C202	Manufacture of other chemical products, n.e.c.	89	226	-	35	-	-	191	-
C210	Manufacture of pharmaceuticals, medicinal chemical and botanical products	30	24,553	-	21,674	-	-	1,267	1,612
C221	Manufacture of rubber products	36	-	-	-	-	-	-	-
C222	Manufacture of plastic products	170	15,061	-	14,722	-	-	169	169
C231	Manufacture of glass and glass products	26	-	-	-	-	-	-	-
C239	Manufacture of non-metallic mineral products, n.e.c.	116	23,694	-	23,694	-	-	-	-
C241	Manufacture of basic iron and steel	79	2,122,668	-	1,277	-	-	-	2,121,391
C242	Manufacture of basic precious and other non-ferrous metals	9	-	-	-	-	-	-	-
C243	Casting of metals	15	-	-	-	-	-	-	-
C251	Manufacture of structural metal products, tanks, reservoirs and steam generators	102	14,933	-	14,933	-	-	-	-
C259	Manufacture of other fabricated metal products; metal working service activities	222	162,064	767	76,497	-	-	-	84,800
C261	Manufacture of electronic components	99	475,852	1,087	153,238	20,851	-	191	300,486
C262	Manufacture of computers and peripheral equipment and accessories	24	-	-	-	-	-	-	-
C263	Manufacture of communication equipment	8	8,493	-	8,493	-	-	-	-
C264	Manufacture of consumer electronics	10	20,965	-	20,965	-	-	-	-
C265	Manufacture of measuring, testing, navigating and control equipment; watches and clocks	6	3,353	-	3,353	-	-	-	-
C267	Manufacture of optical instruments and photographic equipment	7	6,493	-	6,493	-	-	-	-
C271	Manufacture of electric motors, generators, transformers and electricity distribution and control apparatus	25	19,448	-	11,972	-	7,476	-	-
C272	Manufacture of batteries and accumulators	4	-	-	-	-	-	-	-
C273	Manufacture of wiring and wiring devices	24	12,808	-	12,808	-	-	-	-
C274	Manufacture of electric lighting equipment	15	102	-	102	-	-	-	-

*Continued*

TABLE 4.4 - *Continued*

2009 PSIC Code	Region/ Industry Description	Number of Establishments	Revenue from Non-Industrial Service Done for Others						
			Total	Rent Income from Land	Rental Income from Buildings, Warehouses and Other Structures	Rental Income from Machinery and Transport Equipment	Rental Income from Office Equip- ment	Other Rental Income	Other Income from Non- Industrial Service
		(1)	(2)	(3)	(4)	(5)	(6)	(7)	(8)
C275	Manufacture of domestic appliances	14	-	-	-	-	-	-	-
C279	Manufacture of other electrical equipment	12	-	-	-	-	-	-	-
C281	Manufacture of general purpose machinery	48	146,032	-	-	-	-	-	146,032
C282	Manufacture of special purpose machinery	76	-	-	-	-	-	-	-
C291	Manufacture of motor vehicles	13	615,223	104,001	34,410	250,399	-	96,041	130,372
C292	Manufacture of bodies (coachwork) for motor vehicles; manufacture of trailers and semi-trailers	14	38,609	-	38,609	-	-	-	-
C293	Manufacture of parts and accessories for motor vehicles	71	124,116	-	22,084	-	-	83	101,949
C301	Building of ships and boats	5	3,387	-	-	3,387	-	-	-
C303	Manufacture of air and spacecraft and related machinery	19	5,025	-	829	-	-	14	4,181
C309	Manufacture of transport equipment, n.e.c.								
C310	Manufacture of furniture	92	-	-	-	-	-	-	-
C321	Manufacture of jewelry, bijouterie and related articles	5	-	-	-	-	-	-	-
C323	Manufacture of sports goods	9	60	-	60	-	-	-	-
C324	Manufacture of games and toys	6	-	-	-	-	-	-	-
C325	Manufacture of medical and dental instruments and supplies	16	-	-	-	-	-	-	-
C329	Other manufacturing, n.e.c.	27	9,284	-	9,284	-	-	-	-
C331	Repair of fabricated metal products, machinery and equipment	116	47,644	47,644	-	-	-	-	-
	<b>MIMAROPA</b>	<b>353</b>	<b>11,205</b>	<b>-</b>	<b>7,930</b>	<b>3,275</b>	<b>-</b>	<b>-</b>	<b>-</b>
C101	Processing and preserving of meat	s	-	-	-	-	-	-	-
C103	Processing and preserving of fruits and vegetables	s	-	-	-	-	-	-	-
C104	Manufacture of vegetable and animal oils and fats	3	-	-	-	-	-	-	-
C105	Manufacture of dairy products	s	-	-	-	-	-	-	-
C106	Manufacture of grain mill products, starches and starch products	89	10,755	-	7,480	3,275	-	-	-
C107	Manufacture of other food products	113	-	-	-	-	-	-	-
C110	Manufacture of beverages	61	-	-	-	-	-	-	-
C131	Spinning, weaving and finishing of textiles	s	-	-	-	-	-	-	-
C142	Custom tailoring and dressmaking	4	-	-	-	-	-	-	-
C151	Tanning and dressing of leather; manufacture of luggage and handbags	s	-	-	-	-	-	-	-
C162	Manufacture of products of wood, cork, straw and plaiting materials	s	-	-	-	-	-	-	-
C181	Printing and service activities related to printing	28	-	-	-	-	-	-	-
C192	Manufacture of refined petroleum products	s	-	-	-	-	-	-	-
C201	Manufacture of basic chemicals	5	-	-	-	-	-	-	-
C202	Manufacture of other chemical products, n.e.c.								
C210	Manufacture of pharmaceuticals, medicinal chemical and botanical products	s	-	-	-	-	-	-	-

*Continued*

TABLE 4.4 - *Continued*

2009 PSIC Code	Region/ Industry Description	Number of Establishments	Revenue from Non-Industrial Service Done for Others						
			Total	Rent Income from Land	Rental Income from Buildings, Warehouses and Other Structures	Rental Income from Machinery and Transport Equipment	Rental Income from Office Equip- ment	Other Rental Income	Other Income from Non- Industrial Service
			(1)	(2)	(3)	(4)	(5)	(6)	(7)
C222	Manufacture of plastic products	s	s	s	s	s	s	s	s
C239	Manufacture of non-metallic mineral products, n.e.c.	24	-	-	-	-	-	-	-
C242	Manufacture of basic precious and other non-ferrous metals	s	-	-	-	-	-	-	-
C259	Manufacture of other fabricated metal products; metal working service activities	6	-	-	-	-	-	-	-
C282	Manufacture of special purpose machinery	s	-	-	-	-	-	-	-
C310	Manufacture of furniture	4	-	-	-	-	-	-	-
C331	Repair of fabricated metal products, machinery and equipment	5	-	-	-	-	-	-	-
	<b>V - Bicol Region</b>	<b>760</b>	<b>217,275</b>	<b>40,035</b>	<b>79,660</b>	<b>54,447</b>	<b>110</b>	<b>-</b>	<b>43,023</b>
C101	Processing and preserving of meat	15	-	-	-	-	-	-	-
C102	Processing and preserving of fish, crustaceans and mollusks	24	-	-	-	-	-	-	-
C103	Processing and preserving of fruits and vegetables	7	-	-	-	-	-	-	-
C104	Manufacture of vegetable and animal oils and fats	7	81,867	-	38,838	2,349	-	-	40,680
C105	Manufacture of dairy products	4	-	-	-	-	-	-	-
C106	Manufacture of grain mill products, starches and starch products	127	20,226	-	705	19,410	110	-	-
C107	Manufacture of other food products	261	82,414	40,035	40,035	-	-	-	2,343
C108	Manufacture of prepared animal feeds	5	-	-	-	-	-	-	-
C110	Manufacture of beverages	84	32,477	-	-	32,477	-	-	-
C120	Manufacture of tobacco products	s	-	-	-	-	-	-	-
C131	Spinning, weaving and finishing of textiles	4	-	-	-	-	-	-	-
C139	Manufacture of other textiles	10	-	-	-	-	-	-	-
C141	Manufacture of wearing apparel, except fur apparel	34	-	-	-	-	-	-	-
C142	Custom tailoring and dressmaking								
C152	Manufacture of footwear	s	-	-	-	-	-	-	-
C162	Manufacture of products of wood, cork, straw and plaiting materials	19	-	-	-	-	-	-	-
C170	Manufacture of paper and paper products	s	-	-	-	-	-	-	-
C181	Printing and service activities related to printing	63	-	-	-	-	-	-	-
C192	Manufacture of refined petroleum products	s	-	-	-	-	-	-	-
C201	Manufacture of basic chemicals	3	-	-	-	-	-	-	-
C210	Manufacture of pharmaceuticals, medicinal chemical and botanical products	s	-	-	-	-	-	-	-
C231	Manufacture of glass and glass products	19	210	-	-	210	-	-	-
C239	Manufacture of non-metallic mineral products, n.e.c.								
C241	Manufacture of basic iron and steel	5	82	-	82	-	-	-	-
C242	Manufacture of basic precious and other non-ferrous metals								

*Continued*

TABLE 4.4 - *Continued*

2009 PSIC Code	Region/ Industry Description	Number of Establishments	Revenue from Non-Industrial Service Done for Others						
			Total	Rent Income from Land	Rental Income from Buildings, Warehouses and Other Structures	Rental Income from Machinery and Transport Equipment	Rental Income from Office Equip- ment	Other Rental Income	Other Income from Non- Industrial Service
		(1)	(2)	(3)	(4)	(5)	(6)	(7)	(8)
C251	Manufacture of structural metal products, tanks, reservoirs and steam generators	4	-	-	-	-	-	-	-
C259	Manufacture of other fabricated metal products; metal working service activities	22	-	-	-	-	-	-	-
C282	Manufacture of special purpose machinery	3	-	-	-	-	-	-	-
C293	Manufacture of parts and accessories for motor vehicles	s	-	-	-	-	-	-	-
C310	Manufacture of furniture	14	-	-	-	-	-	-	-
C329	Other manufacturing, n.e.c.	9	-	-	-	-	-	-	-
C331	Repair of fabricated metal products, machinery and equipment	9	-	-	-	-	-	-	-
	<b>VI - Western Visayas</b>	<b>1,208</b>	<b>108,085</b>	<b>10,470</b>	<b>21,890</b>	<b>402</b>	<b>20</b>	<b>15</b>	<b>75,288</b>
C101	Processing and preserving of meat	15	750	-	-	-	-	-	750
C102	Processing and preserving of fish, crustaceans and mollusks	20	-	-	-	-	-	-	-
C103	Processing and preserving of fruits and vegetables	3	4,670	-	-	114	-	-	4,556
C104	Manufacture of vegetable and animal oils and fats	3	-	-	-	-	-	-	-
C105	Manufacture of dairy products	4	525	-	-	-	-	-	525
C106	Manufacture of grain mill products, starches and starch products	77	18,551	-	-	-	-	-	18,551
C107	Manufacture of other food products	594	68,690	10,470	7,300	288	-	15	50,618
C108	Manufacture of prepared animal feeds	3	-	-	-	-	-	-	-
C110	Manufacture of beverages	180	-	-	-	-	-	-	-
C131	Spinning, weaving and finishing of textiles	5	-	-	-	-	-	-	-
C139	Manufacture of other textiles	3	-	-	-	-	-	-	-
C141	Manufacture of wearing apparel, except fur apparel	12	-	-	-	-	-	-	-
C142	Custom tailoring and dressmaking	28	-	-	-	-	-	-	-
C161	Sawmilling and planing of wood	11	-	-	-	-	-	-	-
C162	Manufacture of products of wood, cork, straw and plaiting materials								
C170	Manufacture of paper and paper products								
C181	Printing and service activities related to printing	79	-	-	-	-	-	-	-
C199	Manufacture of other fuel products	s	-	-	-	-	-	-	-
C201	Manufacture of basic chemicals	10	-	-	-	-	-	-	-
C202	Manufacture of other chemical products, n.e.c.	3	-	-	-	-	-	-	-
C210	Manufacture of pharmaceuticals, medicinal chemical and botanical products	4	-	-	-	-	-	-	-
C222	Manufacture of plastic products	8	-	-	-	-	-	-	-
C231	Manufacture of glass and glass products	49	-	-	-	-	-	-	-
C239	Manufacture of non-metallic mineral products, n.e.c.								
C241	Manufacture of basic iron and steel								
C243	Casting of metals	8	61	-	61	-	-	-	-

*Continued*

TABLE 4.4 - *Continued*

2009 PSIC Code	Region/ Industry Description	Number of Establishments	Revenue from Non-Industrial Service Done for Others						
			Total	Rent Income from Land	Rental Income from Buildings, Warehouses and Other Structures	Rental Income from Machinery and Transport Equipment	Rental Income from Office Equip- ment	Other Rental Income	Other Income from Non- Industrial Service
		(1)	(2)	(3)	(4)	(5)	(6)	(7)	(8)
C251	Manufacture of structural metal products, tanks, reservoirs and steam generators	4	-	-	-	-	-	-	-
C259	Manufacture of other fabricated metal products; metal working service activities	12	-	-	-	-	-	-	-
C273	Manufacture of wiring and wiring devices	s	-	-	-	-	-	-	-
C275	Manufacture of domestic appliances	s	-	-	-	-	-	-	-
C282	Manufacture of special purpose machinery	4	-	-	-	-	-	-	-
C310	Manufacture of furniture	44	14,494	-	14,494	-	-	-	-
C329	Other manufacturing, n.e.c.	5	343	-	36	-	20	-	288
C331	Repair of fabricated metal products, machinery and equipment	19	-	-	-	-	-	-	-
	VII - Central Visayas	2,853	728,849	13,535	489,100	17	-	3,985	222,211
C101	Processing and preserving of meat	28	81,832	1,921	2,768	-	-	-	77,142
C102	Processing and preserving of fish, crustaceans and mollusks	36	-	-	-	-	-	-	-
C103	Processing and preserving of fruits and vegetables	15	6,623	6,623	-	-	-	-	-
C104	Manufacture of vegetable and animal oils and fats	11	93,781	1,437	92,344	-	-	-	-
C105	Manufacture of dairy products	7	-	-	-	-	-	-	-
C106	Manufacture of grain mill products, starches and starch products	40	-	-	-	-	-	-	-
C107	Manufacture of other food products	1,297	18,958	-	2,552	-	-	2,049	14,357
C108	Manufacture of prepared animal feeds	10	99,725	-	94,966	17	-	-	4,743
C110	Manufacture of beverages	367	151,467	-	151,467	-	-	-	-
C131	Spinning, weaving and finishing of textiles	3	-	-	-	-	-	-	-
C139	Manufacture of other textiles	18	-	-	-	-	-	-	-
C141	Manufacture of wearing apparel, except fur apparel	43	45,013	-	45,013	-	-	-	-
C142	Custom tailoring and dressmaking	24	-	-	-	-	-	-	-
C151	Tanning and dressing of leather; manufacture of luggage and handbags	s	-	-	-	-	-	-	-
C152	Manufacture of footwear	14	-	-	-	-	-	-	-
C161	Sawmilling and planing of wood	29	-	-	-	-	-	-	-
C162	Manufacture of products of wood, cork, straw and plaiting materials								
C170	Manufacture of paper and paper products	24	-	-	-	-	-	-	-
C181	Printing and service activities related to printing	222	-	-	-	-	-	-	-
C199	Manufacture of other fuel products	s	-	-	-	-	-	-	-
C201	Manufacture of basic chemicals	19	-	-	-	-	-	-	-
C202	Manufacture of other chemical products, n.e.c.	36	1,319	1,000	319	-	-	-	-
C203	Manufacture of man-made fibers								
C210	Manufacture of pharmaceuticals, medicinal chemical and botanical products								
		8	4	-	-	-	-	-	4

*Continued*



TABLE 4.4 - *Continued*

2009 PSIC Code	Region/ Industry Description	Number of Establishments	Revenue from Non-Industrial Service Done for Others						
			Total	Rent Income from Land	Rental Income from Buildings, Warehouses and Other Structures	Rental Income from Machinery and Transport Equipment	Rental Income from Office Equip- ment	Other Rental Income	Other Income from Non- Industrial Service
			(1)	(2)	(3)	(4)	(5)	(6)	(7)
C221	Manufacture of rubber products	9	14,014	-	-	-	-	-	14,014
C222	Manufacture of plastic products	70	9,699	-	9,699	-	-	-	-
C231	Manufacture of glass and glass products	9	840	-	840	-	-	-	-
C239	Manufacture of non-metallic mineral products, n.e.c.	76	111,567	-	-	-	-	-	111,567
C241	Manufacture of basic iron and steel	27	33,135	-	33,135	-	-	-	-
C242	Manufacture of basic precious and other non-ferrous metals								
C243	Casting of metals								
C251	Manufacture of structural metal products, tanks, reservoirs and steam generators	19	8,219	462	7,757	-	-	-	-
C252	Manufacture of weapons and ammunition	s	-	-	-	-	-	-	-
C259	Manufacture of other fabricated metal products; metal working service activities	47	6,482	-	6,482	-	-	-	-
C261	Manufacture of electronic components	13	2,129	1,971	158	-	-	-	-
C262	Manufacture of computers and peripheral equipment and accessories	4	669	-	669	-	-	-	-
C263	Manufacture of communication equipment								
C265	Manufacture of measuring, testing, navigating and control equipment; watches and clocks								
C267	Manufacture of optical instruments and photographic equipment	13	4,967	-	3,030	-	-	1,937	-
C271	Manufacture of electric motors, generators, transformers and electricity distribution and control apparatus	3	-	-	-	-	-	-	-
C273	Manufacture of wiring and wiring devices	s	-	-	-	-	-	-	-
C274	Manufacture of electric lighting equipment	4	3,651	-	3,651	-	-	-	-
C275	Manufacture of domestic appliances	3	-	-	-	-	-	-	-
C281	Manufacture of general purpose machinery	8	-	-	-	-	-	-	-
C282	Manufacture of special purpose machinery	7	-	-	-	-	-	-	-
C291	Manufacture of motor vehicles	8	-	-	-	-	-	-	-
C292	Manufacture of bodies (coachwork) for motor vehicles; manufacture of trailers and semi-trailers	10	3,000	-	3,000	-	-	-	-
C293	Manufacture of parts and accessories for motor vehicles								
C301	Building of ships and boats								
C309	Manufacture of transport equipment, n.e.c.	s	-	-	-	-	-	-	-
C310	Manufacture of furniture	133	10,673	-	10,323	-	-	-	350
C321	Manufacture of jewelry, bijouterie and related articles	37	-	-	-	-	-	-	-
C322	Manufacture of musical instruments	s	-	-	-	-	-	-	-
C323	Manufacture of sports goods	s	s	s	s	s	s	s	s
C324	Manufacture of games and toys	3	10,301	-	10,301	-	-	-	-
C325	Manufacture of medical and dental instruments and supplies	5	-	-	-	-	-	-	-
C329	Other manufacturing, n.e.c.	18	-	-	-	-	-	-	-

*Continued*

TABLE 4.4 - *Continued*

2009 PSIC Code	Region/ Industry Description	Number of Establishments	Revenue from Non-Industrial Service Done for Others						
			Total	Rent Income from Land	Rental Income from Buildings, Warehouses and Other Structures	Rental Income from Machinery and Transport Equipment	Rental Income from Office Equip- ment	Other Rental Income	Other Income from Non- Industrial Service
			(1)	(2)	(3)	(4)	(5)	(6)	(7)
C331	Repair of fabricated metal products, machinery and equipment	54	10,627	-	10,627	-	-	-	-
	<b>VIII - Eastern Visayas</b>	<b>871</b>	<b>197,338</b>	<b>-</b>	<b>122,902</b>	<b>-</b>	<b>-</b>	<b>-</b>	<b>74,436</b>
C101	Processing and preserving of meat	s	-	-	-	-	-	-	-
C102	Processing and preserving of fish, crustaceans and mollusks	3	-	-	-	-	-	-	-
C103	Processing and preserving of fruits and vegetables	s	-	-	-	-	-	-	-
C104	Manufacture of vegetable and animal oils and fats	6	-	-	-	-	-	-	-
C106	Manufacture of grain mill products, starches and starch products	97	3,003	-	3,003	-	-	-	-
C107	Manufacture of other food products	529	-	-	-	-	-	-	-
C110	Manufacture of beverages	108	-	-	-	-	-	-	-
C139	Manufacture of other textiles	s	-	-	-	-	-	-	-
C142	Custom tailoring and dressmaking	3	-	-	-	-	-	-	-
C162	Manufacture of products of wood, cork, straw and plaiting materials	s	-	-	-	-	-	-	-
C170	Manufacture of paper and paper products	3	-	-	-	-	-	-	-
C181	Printing and service activities related to printing	36	-	-	-	-	-	-	-
C192	Manufacture of refined petroleum products	s	s	s	s	s	s	s	s
C201	Manufacture of basic chemicals	7	-	-	-	-	-	-	-
C202	Manufacture of other chemical products, n.e.c.								
C210	Manufacture of pharmaceuticals, medicinal chemical and botanical products	s	-	-	-	-	-	-	-
C221	Manufacture of rubber products	s	-	-	-	-	-	-	-
C222	Manufacture of plastic products	s	-	-	-	-	-	-	-
C231	Manufacture of glass and glass products	6	-	-	-	-	-	-	-
C239	Manufacture of non-metallic mineral products, n.e.c.	18	68,656	-	-	-	-	-	68,656
C242	Manufacture of basic precious and other non-ferrous metals	s	-	-	-	-	-	-	-
C243	Casting of metals	s	-	-	-	-	-	-	-
C251	Manufacture of structural metal products, tanks, reservoirs and steam generators	s	-	-	-	-	-	-	-
C259	Manufacture of other fabricated metal products; metal working service activities	18	-	-	-	-	-	-	-
C273	Manufacture of wiring and wiring devices	s	-	-	-	-	-	-	-
C282	Manufacture of special purpose machinery	s	-	-	-	-	-	-	-
C310	Manufacture of furniture	9	-	-	-	-	-	-	-
C329	Other manufacturing, n.e.c.	7	5,780	-	-	-	-	-	5,780
C331	Repair of fabricated metal products, machinery and equipment	6	-	-	-	-	-	-	-

*Continued*

TABLE 4.4 - *Continued*

2009 PSIC Code	Region/ Industry Description	Number of Establishments	Revenue from Non-Industrial Service Done for Others						
			Total	Rent Income from Land	Rental Income from Buildings, Warehouses and Other Structures	Rental Income from Machinery and Transport Equipment	Rental Income from Office Equip- ment	Other Rental Income	Other Income from Non- Industrial Service
			(1)	(2)	(3)	(4)	(5)	(6)	(7)
	<b>IX - Zamboanga Peninsula</b>	<b>522</b>	<b>406,530</b>	<b>11</b>	<b>400,107</b>	<b>-</b>	<b>-</b>	<b>-</b>	<b>6,413</b>
C101	Processing and preserving of meat	6	-	-	-	-	-	-	-
C102	Processing and preserving of fish, crustaceans and mollusks	23	-	-	-	-	-	-	-
C103	Processing and preserving of fruits and vegetables	s	-	-	-	-	-	-	-
C104	Manufacture of vegetable and animal oils and fats	4	400,079	-	400,079	-	-	-	-
C105	Manufacture of dairy products	s	-	-	-	-	-	-	-
C106	Manufacture of grain mill products, starches and starch products	79	-	-	-	-	-	-	-
C107	Manufacture of other food products	244	6,413	-	-	-	-	-	6,413
C108	Manufacture of prepared animal feeds	s	-	-	-	-	-	-	-
C110	Manufacture of beverages	53	-	-	-	-	-	-	-
C142	Custom tailoring and dressmaking	10	-	-	-	-	-	-	-
C161	Sawmilling and planing of wood	3	-	-	-	-	-	-	-
C162	Manufacture of products of wood, cork, straw and plaiting materials								
C181	Printing and service activities related to printing	33	-	-	-	-	-	-	-
C202	Manufacture of other chemical products, n.e.c.	s	-	-	-	-	-	-	-
C221	Manufacture of rubber products	5	11	11	-	-	-	-	-
C222	Manufacture of plastic products	3	-	-	-	-	-	-	-
C231	Manufacture of glass and glass products	12	-	-	-	-	-	-	-
C239	Manufacture of non-metallic mineral products, n.e.c.								
C241	Manufacture of basic iron and steel	s	s	s	s	s	s	s	s
C251	Manufacture of structural metal products, tanks, reservoirs and steam generators	s	-	-	-	-	-	-	-
C259	Manufacture of other fabricated metal products; metal working service activities	5	-	-	-	-	-	-	-
C301	Building of ships and boats	s	-	-	-	-	-	-	-
C310	Manufacture of furniture	13	-	-	-	-	-	-	-
C324	Manufacture of games and toys	7	-	-	-	-	-	-	-
C329	Other manufacturing, n.e.c.								
C331	Repair of fabricated metal products, machinery and equipment	14	-	-	-	-	-	-	-
	<b>X - Northern Mindanao</b>	<b>774</b>	<b>376,672</b>	<b>12,286</b>	<b>137,434</b>	<b>189,530</b>	<b>-</b>	<b>-</b>	<b>37,423</b>
C101	Processing and preserving of meat	14	17,216	-	8,448	8,768	-	-	-
C102	Processing and preserving of fish, crustaceans and mollusks	s	-	-	-	-	-	-	-
C103	Processing and preserving of fruits and vegetables	12	-	-	-	-	-	-	-
C104	Manufacture of vegetable and animal oils and fats	10	47,702	808	31,411	-	-	-	15,482
C105	Manufacture of dairy products	6	72	-	-	-	-	-	72

*Continued*

TABLE 4.4 - *Continued*

2009 PSIC Code	Region/ Industry Description	Number of Establishments	Revenue from Non-Industrial Service Done for Others						
			Total	Rent Income from Land	Rental Income from Buildings, Warehouses and Other Structures	Rental Income from Machinery and Transport Equipment	Rental Income from Office Equip- ment	Other Rental Income	Other Income from Non- Industrial Service
			(1)	(2)	(3)	(4)	(5)	(6)	(7)
C106	Manufacture of grain mill products, starches and starch products	85	38,607	-	10,213	12,016	-	-	16,379
C107	Manufacture of other food products	311	7,447	-	7,447	-	-	-	-
C108	Manufacture of prepared animal feeds	6	8,992	-	-	8,992	-	-	-
C110	Manufacture of beverages	51	188	66	122	-	-	-	-
C139	Manufacture of other textiles	s	-	-	-	-	-	-	-
C141	Manufacture of wearing apparel, except fur apparel	4	-	-	-	-	-	-	-
C142	Custom tailoring and dressmaking	25	-	-	-	-	-	-	-
C152	Manufacture of footwear	s	-	-	-	-	-	-	-
C161	Sawmilling and planing of wood	21	-	-	-	-	-	-	-
C162	Manufacture of products of wood, cork, straw and plaiting materials	9	-	-	-	-	-	-	-
C170	Manufacture of paper and paper products	8	428	-	428	-	-	-	-
C181	Printing and service activities related to printing	70	-	-	-	-	-	-	-
C192	Manufacture of refined petroleum products	s	-	-	-	-	-	-	-
C201	Manufacture of basic chemicals	10	161,207	350	50,883	109,974	-	-	-
C202	Manufacture of other chemical products, n.e.c.	4	-	-	-	-	-	-	-
C210	Manufacture of pharmaceuticals, medicinal chemical and botanical products	s	-	-	-	-	-	-	-
C221	Manufacture of rubber products	s	s	s	s	s	s	s	s
C222	Manufacture of plastic products	5	-	-	-	-	-	-	-
C231	Manufacture of glass and glass products	27	6,575	-	-	6,575	-	-	-
C239	Manufacture of non-metallic mineral products, n.e.c.								
C241	Manufacture of basic iron and steel	11	69,003	-	25,798	43,205	-	-	-
C243	Casting of metals	s	-	-	-	-	-	-	-
C251	Manufacture of structural metal products, tanks, reservoirs and steam generators	5	-	-	-	-	-	-	-
C252	Manufacture of weapons and ammunition	s	-	-	-	-	-	-	-
C259	Manufacture of other fabricated metal products; metal working service activities	11	6,687	-	1,198	-	-	-	5,490
C282	Manufacture of special purpose machinery	4	-	-	-	-	-	-	-
C291	Manufacture of motor vehicles	4	-	-	-	-	-	-	-
C292	Manufacture of bodies (coachwork) for motor vehicles; manufacture of trailers and semi-trailers	s	-	-	-	-	-	-	-
C310	Manufacture of furniture	13	1,488	-	1,488	-	-	-	-
C321	Manufacture of jewelry, bijouterie and related articles	3	-	-	-	-	-	-	-
C324	Manufacture of games and toys								
C325	Manufacture of medical and dental instruments and supplies								
C329	Other manufacturing, n.e.c.	4	-	-	-	-	-	-	-
C331	Repair of fabricated metal products, machinery and equipment	28	-	-	-	-	-	-	-

*Continued*

TABLE 4.4 - *Continued*

2009 PSIC Code	Region/ Industry Description	Number of Establishments	Revenue from Non-Industrial Service Done for Others						
			Total	Rent Income from Land	Rental Income from Buildings, Warehouses and Other Structures	Rental Income from Machinery and Transport Equipment	Rental Income from Office Equip- ment	Other Rental Income	Other Income from Non- Industrial Service
			(1)	(2)	(3)	(4)	(5)	(6)	(7)
	<b>XI - Davao Region</b>	<b>1,173</b>	<b>557,373</b>	-	<b>512,971</b>	-	-	<b>8,689</b>	<b>35,712</b>
C101	Processing and preserving of meat	14	10,147	-	-	-	-	8,689	1,457
C102	Processing and preserving of fish, crustaceans and mollusks	3	-	-	-	-	-	-	-
C103	Processing and preserving of fruits and vegetables	15	-	-	-	-	-	-	-
C104	Manufacture of vegetable and animal oils and fats	19	19	-	19	-	-	-	-
C105	Manufacture of dairy products	3	-	-	-	-	-	-	-
C106	Manufacture of grain mill products, starches and starch products	70	201,574	-	201,574	-	-	-	-
C107	Manufacture of other food products	551	302,072	-	302,072	-	-	-	-
C108	Manufacture of prepared animal feeds	11	8,642	-	8,642	-	-	-	-
C110	Manufacture of beverages	64	34,255	-	-	-	-	-	34,255
C120	Manufacture of tobacco products	s	-	-	-	-	-	-	-
C131	Spinning, weaving and finishing of textiles	4	-	-	-	-	-	-	-
C139	Manufacture of other textiles	9	-	-	-	-	-	-	-
C141	Manufacture of wearing apparel, except fur apparel	4	-	-	-	-	-	-	-
C142	Custom tailoring and dressmaking	53	-	-	-	-	-	-	-
C152	Manufacture of footwear	4	-	-	-	-	-	-	-
C161	Sawmilling and planing of wood	22	-	-	-	-	-	-	-
C162	Manufacture of products of wood, cork, straw and plaiting materials								
C170	Manufacture of paper and paper products	13	-	-	-	-	-	-	-
C181	Printing and service activities related to printing	78	-	-	-	-	-	-	-
C192	Manufacture of refined petroleum products	s	-	-	-	-	-	-	-
C201	Manufacture of basic chemicals	11	-	-	-	-	-	-	-
C202	Manufacture of other chemical products, n.e.c.	17	-	-	-	-	-	-	-
C210	Manufacture of pharmaceuticals, medicinal chemical and botanical products	4	-	-	-	-	-	-	-
C221	Manufacture of rubber products	4	-	-	-	-	-	-	-
C222	Manufacture of plastic products	28	174	-	174	-	-	-	-
C231	Manufacture of glass and glass products	4	-	-	-	-	-	-	-
C239	Manufacture of non-metallic mineral products, n.e.c.	20	-	-	-	-	-	-	-
C241	Manufacture of basic iron and steel	17	-	-	-	-	-	-	-
C242	Manufacture of basic precious and other non-ferrous metals	4	490	-	490	-	-	-	-
C243	Casting of metals	s	-	-	-	-	-	-	-
C251	Manufacture of structural metal products, tanks, reservoirs and steam generators	12	-	-	-	-	-	-	-
C252	Manufacture of weapons and ammunition	s	-	-	-	-	-	-	-
C259	Manufacture of other fabricated metal products; metal working service activities	23	-	-	-	-	-	-	-

*Continued*

TABLE 4.4 - Continued

2009 PSIC Code	Region/ Industry Description	Number of Establishments	Revenue from Non-Industrial Service Done for Others						
			Total	Rent Income from Land	Rental Income from Buildings, Warehouses and Other Structures	Rental Income from Machinery and Transport Equipment	Rental Income from Office Equip- ment	Other Rental Income	Other Income from Non- Industrial Service
		(1)	(2)	(3)	(4)	(5)	(6)	(7)	(8)
C265	Manufacture of measuring, testing, navigating and control equipment; watches and clocks	s	-	-	-	-	-	-	-
C275	Manufacture of domestic appliances	s	-	-	-	-	-	-	-
C279	Manufacture of other electrical equipment	s	-	-	-	-	-	-	-
C281	Manufacture of general purpose machinery	3	-	-	-	-	-	-	-
C282	Manufacture of special purpose machinery	6	-	-	-	-	-	-	-
C291	Manufacture of motor vehicles	s	-	-	-	-	-	-	-
C293	Manufacture of parts and accessories for motor vehicles	s	-	-	-	-	-	-	-
C301	Building of ships and boats	}	3	-	-	-	-	-	-
C309	Manufacture of transport equipment, n.e.c.								
C310	Manufacture of furniture	27	-	-	-	-	-	-	-
C321	Manufacture of jewelry, bijouterie and related articles	s	-	-	-	-	-	-	-
C329	Other manufacturing, n.e.c.	6	-	-	-	-	-	-	-
C331	Repair of fabricated metal products, machinery and equipment	37	-	-	-	-	-	-	-
	<b>XII - SOCCSKSARGEN</b>	<b>629</b>	<b>8,637</b>	<b>-</b>	<b>6,159</b>	<b>200</b>	<b>-</b>	<b>-</b>	<b>2,278</b>
C101	Processing and preserving of meat	9	-	-	-	-	-	-	-
C102	Processing and preserving of fish, crustaceans and mollusks	24	659	-	659	-	-	-	-
C103	Processing and preserving of fruits and vegetables	3	-	-	-	-	-	-	-
C104	Manufacture of vegetable and animal oils and fats	5	6,237	-	5,500	-	-	-	737
C105	Manufacture of dairy products	s	-	-	-	-	-	-	-
C106	Manufacture of grain mill products, starches and starch products	110	-	-	-	-	-	-	-
C107	Manufacture of other food products	203	-	-	-	-	-	-	-
C108	Manufacture of prepared animal feeds	5	541	-	-	-	-	-	541
C110	Manufacture of beverages	37	-	-	-	-	-	-	-
C131	Spinning, weaving and finishing of textiles	}	3	-	-	-	-	-	-
C139	Manufacture of other textiles								
C141	Manufacture of wearing apparel, except fur apparel	4	-	-	-	-	-	-	-
C142	Custom tailoring and dressmaking	8	-	-	-	-	-	-	-
C152	Manufacture of footwear	s	-	-	-	-	-	-	-
C161	Sawmilling and planing of wood	3	200	-	-	200	-	-	-
C162	Manufacture of products of wood, cork, straw and plaiting materials	5	-	-	-	-	-	-	-
C170	Manufacture of paper and paper products	s	-	-	-	-	-	-	-
C181	Printing and service activities related to printing	70	-	-	-	-	-	-	-
C192	Manufacture of refined petroleum products	s	s	s	s	s	s	s	s
C201	Manufacture of basic chemicals	4	-	-	-	-	-	-	-
C202	Manufacture of other chemical products, n.e.c.	5	-	-	-	-	-	-	-

Continued

TABLE 4.4 - *Continued*

2009 PSIC Code	Region/ Industry Description	Number of Establishments	Revenue from Non-Industrial Service Done for Others						
			Total	Rent Income from Land	Rental Income from Buildings, Warehouses and Other Structures	Rental Income from Machinery and Transport Equipment	Rental Income from Office Equip- ment	Other Rental Income	Other Income from Non- Industrial Service
			(1)	(2)	(3)	(4)	(5)	(6)	(7)
C210	Manufacture of pharmaceuticals, medicinal chemical and botanical products	s	-	-	-	-	-	-	-
C221	Manufacture of rubber products	5	-	-	-	-	-	-	-
C222	Manufacture of plastic products	s	-	-	-	-	-	-	-
C231	Manufacture of glass and glass products	20	-	-	-	-	-	-	-
C239	Manufacture of non-metallic mineral products, n.e.c.		-	-	-	-	-	-	-
C241	Manufacture of basic iron and steel	4	-	-	-	-	-	-	-
C243	Casting of metals	s	-	-	-	-	-	-	-
C251	Manufacture of structural metal products, tanks, reservoirs and steam generators	4	-	-	-	-	-	-	-
C259	Manufacture of other fabricated metal products; metal working service activities	38	-	-	-	-	-	-	-
C282	Manufacture of special purpose machinery	4	-	-	-	-	-	-	-
C301	Building of ships and boats	3	-	-	-	-	-	-	-
C309	Manufacture of transport equipment, n.e.c.		-	-	-	-	-	-	-
C310	Manufacture of furniture	11	-	-	-	-	-	-	-
C323	Manufacture of sports goods	s	-	-	-	-	-	-	-
C331	Repair of fabricated metal products, machinery and equipment	31	-	-	-	-	-	-	-
<b>XIII - Caraga</b>		<b>440</b>	<b>115,137</b>	<b>-</b>	<b>10,501</b>	<b>41,458</b>	<b>-</b>	<b>-</b>	<b>63,178</b>
C101	Processing and preserving of meat	4	6,597	-	4,954	-	-	-	1,643
C102	Processing and preserving of fish, crustaceans and mollusks	s	-	-	-	-	-	-	-
C103	Processing and preserving of fruits and vegetables	s	s	s	s	s	s	s	s
C104	Manufacture of vegetable and animal oils and fats	5	313	-	305	2	-	-	6
C106	Manufacture of grain mill products, starches and starch products	49	19,886	-	-	19,886	-	-	-
C107	Manufacture of other food products	185	2,363	-	2,363	-	-	-	-
C108	Manufacture of prepared animal feeds	s	s	s	s	s	s	s	s
C110	Manufacture of beverages	71	1,512	-	1,512	-	-	-	-
C139	Manufacture of other textiles	s	s	s	s	s	s	s	s
C142	Custom tailoring and dressmaking	9	-	-	-	-	-	-	-
C152	Manufacture of footwear	s	-	-	-	-	-	-	-
C161	Sawmilling and planing of wood	5	-	-	-	-	-	-	-
C162	Manufacture of products of wood, cork, straw and plaiting materials	10	-	-	-	-	-	-	-
C181	Printing and service activities related to printing	33	61,515	-	-	-	-	-	61,515
C199	Manufacture of other fuel products	s	-	-	-	-	-	-	-
C201	Manufacture of basic chemicals	5	-	-	-	-	-	-	-
C202	Manufacture of other chemical products, n.e.c.		-	-	-	-	-	-	-
C221	Manufacture of rubber products	s	-	-	-	-	-	-	-

*Continued*

TABLE 4.4 - *Concluded*

2009 PSIC Code	Region/ Industry Description	Number of Establishments	Revenue from Non-Industrial Service Done for Others						
			Total	Rent Income from Land	Rental Income from Buildings, Warehouses and Other Structures	Rental Income from Machinery and Transport Equipment	Rental Income from Office Equip- ment	Other Rental Income	Other Income from Non- Industrial Service
		(1)	(2)	(3)	(4)	(5)	(6)	(7)	(8)
C231	Manufacture of glass and glass products	14	-	-	-	-	-	-	-
C239	Manufacture of non-metallic mineral products, n.e.c.								
C241	Manufacture of basic iron and steel								
C242	Manufacture of basic precious and other non-ferrous metals	3	21,490	-	-	21,490	-	-	-
C251	Manufacture of structural metal products, tanks, reservoirs and steam generators	11	1,362	-	1,362	-	-	-	-
C259	Manufacture of other fabricated metal products; metal working service activities								
C282	Manufacture of special purpose machinery								
C301	Building of ships and boats	s	-	-	-	-	-	-	-
C309	Manufacture of transport equipment, n.e.c.	s	-	-	-	-	-	-	-
C310	Manufacture of furniture	10	-	-	-	-	-	-	-
C321	Manufacture of jewelry, bijouterie and related articles	4	-	-	-	-	-	-	-
C324	Manufacture of games and toys	3	-	-	-	-	-	-	-
C329	Other manufacturing, n.e.c.								
C331	Repair of fabricated metal products, machinery and equipment	10	-	-	-	-	-	-	-
	Autonomous Region in Muslim Mindanao	57	1,145	-	1,145	-	-	-	-
C101	Processing and preserving of meat	s	-	-	-	-	-	-	-
C104	Manufacture of vegetable and animal oils and fats	s	-	-	-	-	-	-	-
C106	Manufacture of grain mill products, starches and starch products	21	-	-	-	-	-	-	-
C107	Manufacture of other food products	18	-	-	-	-	-	-	-
C108	Manufacture of prepared animal feeds	s	-	-	-	-	-	-	-
C110	Manufacture of beverages	7	-	-	-	-	-	-	-
C142	Custom tailoring and dressmaking	s	-	-	-	-	-	-	-
C221	Manufacture of rubber products	s	s	s	s	s	s	s	s
C239	Manufacture of non-metallic mineral products, n.e.c.	s	-	-	-	-	-	-	-
C301	Building of ships and boats	s	-	-	-	-	-	-	-
C310	Manufacture of furniture	s	s	s	s	s	s	s	s

- zero value

} Combined data

s Suppressed data

Notes: Values are in thousand pesos, except number of establishments.

Details may not add-up to total due to rounding and/or statistical disclosure control.

Source: Philippine Statistics Authority, 2019 Annual Survey of Philippine Business and Industry (Final Results)



Table 4. Number of Establishments and Value of Output for Manufacturing Establishments by Region and Industry Group: Philippines, 2019

2009 PSIC Code	Region/ Industry Description	Number of Establishments	Value of Output					
			Total	Sale of Products and By-Products	Revenue from Industrial Service Done for Others	Sale of Goods Less Cost of Goods Sold	Tangible Fixed Assets Produced on Own Account	Change in Inventory of Finished Products and Work- in-Progress
		(1)	(2)	(3)	(4)	(5)	(6)	(7)
<b>Philippines</b>		<b>24,270</b>	<b>5,905,168,712</b>	<b>5,769,721,490</b>	<b>75,508,451</b>	<b>42,818,281</b>	<b>2,998,502</b>	<b>14,121,988</b>
C101	Processing and preserving of meat	294	93,867,547	88,213,841	3,869,976	1,254,814	36,781	492,135
C102	Processing and preserving of fish, crustaceans and mollusks	225	52,998,152	51,849,548	475,019	141,918	438,393	93,274
C103	Processing and preserving of fruits and vegetables	144	59,330,451	58,241,959	17,927	804,031	-	266,534
C104	Manufacture of vegetable and animal oils and fats	136	119,516,891	116,111,820	1,217,273	2,935,997	41,563	(789,762)
C105	Manufacture of dairy products	89	247,279,103	247,010,765	5	458,363	298	(190,328)
C106	Manufacture of grain mill products, starches and starch products	1,218	173,248,139	167,846,605	3,195,099	1,631,713	46,268	528,454
C107	Manufacture of other food products	7,739	370,785,533	364,187,654	3,595,575	1,276,731	1,265,389	460,184
C108	Manufacture of prepared animal feeds	196	109,954,067	108,327,785	1,329,477	483,185	-	(186,380)
C110	Manufacture of beverages	2,637	475,394,055	465,713,665	219,773	834,887	1,175	8,624,555
C120	Manufacture of tobacco products	19	102,427,223	102,667,078	5,913	246,853	-	(492,622)
C131	Spinning, weaving and finishing of textiles	109	10,223,416	10,225,667	18,218	1,232	-	(21,702)
C139	Manufacture of other textiles	254	31,984,314	32,248,772	27,029	136,669	-	(428,155)
C141	Manufacture of wearing apparel, except fur apparel	849	62,140,092	60,899,721	1,330,578	123	14,945	(105,275)
C142	Custom tailoring and dressmaking	500	4,712,357	4,525,995	167,650	19,538	-	(826)
C143	Manufacture of knitted and crocheted apparel	19	2,505,830	2,509,243	-	6	-	(3,419)
C151	Tanning and dressing of leather; manufacture of luggage and handbags	46	5,557,309	4,730,978	724,077	772	-	101,481
C152	Manufacture of footwear	148	11,530,762	11,635,102	557	1,842	-	(106,739)
C161	Sawmilling and planing of wood	48	2,261,106	2,347,781	6,914	8,960	3,423	(105,972)
C162	Manufacture of products of wood, cork, straw and plaiting materials	290	52,554,166	52,528,946	1,743	106,041	300	(82,864)
C170	Manufacture of paper and paper products	361	138,030,545	130,874,824	51,614	3,701,471	9,608	3,393,028
C181	Printing and service activities related to printing	2,113	94,347,052	93,032,968	339,136	151,182	75,294	748,472
C182	Reproduction of recorded media	6	291,313	292,037	-	-	-	(724)
C192	Manufacture of refined petroleum products	26	541,747,629	536,922,218	251,677	-	3,219	4,570,515
C199	Manufacture of other fuel products	7	1,671,970	1,396,660	199,238	-	-	76,072
C201	Manufacture of basic chemicals	196	180,731,747	175,780,537	1,239,817	3,747,350	38,205	(74,162)
C202	Manufacture of other chemical products, n.e.c.	390	113,106,046	114,084,375	77,624	194,979	99,047	(1,349,979)
C203	Manufacture of man-made fibers	3	337,588	358,065	-	-	-	(20,477)
C210	Manufacture of pharmaceuticals, medicinal chemical and botanical products	121	35,895,721	35,458,310	-	-	-	437,411
C221	Manufacture of rubber products	147	35,299,246	35,004,977	21,187	197,564	500	75,017
C222	Manufacture of plastic products	820	168,099,446	162,840,247	62,318	2,844,134	10,831	2,341,916
C231	Manufacture of glass and glass products	92	32,886,094	31,627,981	607,120	24,789	-	626,204
C239	Manufacture of non-metallic mineral products, n.e.c.	654	214,953,251	210,733,451	903,600	442,652	84,000	2,789,549
C241	Manufacture of basic iron and steel	299	245,099,337	249,863,581	2,073,369	2,069,745	-	(8,907,358)
C242	Manufacture of basic precious and other non-ferrous metals	33	105,246,069	91,956,115	499,072	11,863,287	-	927,595

Continued

TABLE 4 - *Continued*

2009 PSIC Code	Region/ Industry Description	Number of Establishments	Value of Output					
			Total	Sale of Products and By-Products	Revenue from Industrial Service Done for Others	Sale of Goods Less Cost of Goods Sold	Tangible Fixed Assets Produced on Own Account	Change in Inventory of Finished Products and Work- in-Progress
		(1)	(2)	(3)	(4)	(5)	(6)	(7)
C243	Casting of metals	52	12,455,883	12,427,493	-	-	-	28,389
C251	Manufacture of structural metal products, tanks, reservoirs and steam generators	428	210,669,170	209,002,033	1,461,498	344,454	-	(138,815)
C252	Manufacture of weapons and ammunition	14	2,994,321	3,038,987	24,453	-	-	(69,119)
C259	Manufacture of other fabricated metal products; metal working service activities	761	132,143,620	123,427,323	1,494,966	168,513	8,696	7,044,121
C261	Manufacture of electronic components	145	538,913,560	535,328,960	10,529,355	123,801	670,104	(7,738,660)
C262	Manufacture of computers and peripheral equipment and accessories	32	49,176,575	46,282,599	3,122,522	-	-	(228,546)
C263	Manufacture of communication equipment	12	8,493,059	8,344,447	-	-	-	148,613
C264	Manufacture of consumer electronics	18	14,788,463	14,822,768	8,148	18,498	-	(60,950)
C265	Manufacture of measuring, testing, navigating and control equipment; watches and clocks	21	5,687,987	4,339,739	1,376,379	23,895	-	(52,026)
C267	Manufacture of optical instruments and photographic equipment	21	21,612,340	21,646,033	-	195	-	(33,888)
C271	Manufacture of electric motors, generators, transformers and electricity distribution and control apparatus	56	21,058,836	21,570,118	38,001	-	-	(549,283)
C272	Manufacture of batteries and accumulators	11	26,009,958	15,317,500	10,519,424	-	-	173,034
C273	Manufacture of wiring and wiring devices	57	32,744,613	32,534,052	10,271	31,415	-	168,875
C274	Manufacture of electric lighting equipment	38	9,219,682	9,195,521	15,684	1,480	-	6,998
C275	Manufacture of domestic appliances	44	11,806,977	11,663,843	811	27,250	-	115,073
C279	Manufacture of other electrical equipment	24	8,010,489	8,084,878	7,078	2,199	-	(83,667)
C281	Manufacture of general purpose machinery	132	81,822,139	81,774,462	615,566	1,284	2,933	(572,107)
C282	Manufacture of special purpose machinery	210	35,223,422	34,750,794	38,990	306,078	28,980	98,580
C291	Manufacture of motor vehicles	41	206,956,273	211,570,942	391,987	130,236	101,537	(5,238,429)
C292	Manufacture of bodies (coachwork) for motor vehicles; manufacture of trailers and semi-trailers	27	5,917,393	5,518,909	240,881	15,507	20	142,077
C293	Manufacture of parts and accessories for motor vehicles	115	242,317,995	240,596,104	372,357	705,993	-	643,542
C301	Building of ships and boats	32	7,483,675	5,444,646	1,956,922	84,082	-	(1,975)
C303	Manufacture of air and spacecraft and related machinery	9	42,340,930	41,601,187	72,944	133,341	-	533,459
C309	Manufacture of transport equipment, n.e.c.	73	97,639,822	91,925,317	65,191	3,139,211	-	2,510,102
C310	Manufacture of furniture	717	56,460,811	54,221,394	2,424	1,504,188	3,475	729,329
C321	Manufacture of jewelry, bijouterie and related articles	77	2,113,992	2,104,580	2,364	12	-	7,036
C322	Manufacture of musical instruments	3	33,218	32,217	205	-	-	796
C323	Manufacture of sports goods	23	5,173,808	5,110,387	6,102	63,563	-	(6,245)
C324	Manufacture of games and toys	31	2,821,204	2,774,955	265	1,009	-	44,975
C325	Manufacture of medical and dental instruments and supplies	48	50,898,921	49,220,775	-	23,424	-	1,654,721
C329	Other manufacturing, n.e.c.	214	13,128,478	12,486,516	620,666	3,945	-	17,351
C331	Repair of fabricated metal products, machinery and equipment	551	52,656,136	31,268,763	19,847,004	383,881	13,518	1,142,971
C332	Installation of industrial machinery and equipment	8	381,396	243,980	137,416	-	-	-

*Continued*

TABLE 4 - *Continued*

2009 PSIC Code	Region/ Industry Description	Number of Establishments	Value of Output					
			Total	Sale of Products and By-Products	Revenue from Industrial Service Done for Others	Sale of Goods Less Cost of Goods Sold	Tangible Fixed Assets Produced on Own Account	Change in Inventory of Finished Products and Work- in-Progress
		(1)	(2)	(3)	(4)	(5)	(6)	(7)
	<b>National Capital Region</b>	<b>6,369</b>	<b>1,342,677,409</b>	<b>1,301,276,199</b>	<b>17,791,564</b>	<b>10,152,418</b>	<b>14,390</b>	<b>13,442,839</b>
C101	Processing and preserving of meat	37	16,446,479	16,156,290	263,534	31,471	-	(4,815)
C102	Processing and preserving of fish, crustaceans and mollusks	38	6,098,451	6,014,961	-	22,740	-	60,750
C103	Processing and preserving of fruits and vegetables	42	3,869,199	3,797,706	17,927	134,605	-	(81,039)
C104	Manufacture of vegetable and animal oils and fats	18	38,018,232	36,850,011	694,268	-	-	473,953
C105	Manufacture of dairy products	26	107,175,178	106,718,976	-	457,586	-	(1,384)
C106	Manufacture of grain mill products, starches and starch products	18	55,430,309	55,112,259	59,677	-	-	258,372
C107	Manufacture of other food products	1,093	110,003,211	109,167,861	684,510	47,849	341	102,649
C108	Manufacture of prepared animal feeds	12	8,256,874	8,175,797	-	-	-	81,076
C110	Manufacture of beverages	628	57,370,743	57,173,711	-	2,000	-	195,032
C120	Manufacture of tobacco products	6	71,896,313	72,279,690	-	-	-	(383,377)
C131	Spinning, weaving and finishing of textiles	42	6,216,281	6,171,986	-	-	-	44,295
C139	Manufacture of other textiles	128	15,562,580	15,786,533	3,552	100,806	-	(328,311)
C141	Manufacture of wearing apparel, except fur apparel	362	19,164,268	18,877,536	190,415	-	-	96,317
C142	Custom tailoring and dressmaking	156	3,530,478	3,390,674	139,804	-	-	-
C143	Manufacture of knitted and crocheted apparel	15	1,817,135	1,820,770	-	6	-	(3,641)
C151	Tanning and dressing of leather; manufacture of luggage and handbags	28	1,547,981	1,535,118	-	-	-	12,863
C152	Manufacture of footwear	78	1,916,610	1,966,412	-	-	-	(49,802)
C161	Sawmilling and planing of wood	9	72,631	150,309	-	-	-	(77,679)
C162	Manufacture of products of wood, cork, straw and plaiting materials	49	2,338,396	2,306,494	-	39,490	-	(7,587)
C170	Manufacture of paper and paper products	205	76,860,082	69,879,959	-	3,630,112	-	3,350,010
C181	Printing and service activities related to printing	999	47,346,196	46,411,362	-	-	-	934,833
C182	Reproduction of recorded media	4	29,961	29,939	-	-	-	23
C192	Manufacture of refined petroleum products	10	2,327,034	1,832,037	401,787	-	3,219	89,993
C199	Manufacture of other fuel products							
C201	Manufacture of basic chemicals	66	58,398,999	56,603,108	43,149	1,840,546	-	(87,804)
C202	Manufacture of other chemical products, n.e.c.	198	54,987,881	56,133,704	-	163,008	-	(1,308,831)
C203	Manufacture of man-made fibers							
C210	Manufacture of pharmaceuticals, medicinal chemical and botanical products	47	11,783,620	11,779,036	-	-	-	4,584
C221	Manufacture of rubber products	69	11,587,965	11,152,191	-	171,392	-	264,382
C222	Manufacture of plastic products	439	78,073,763	74,376,344	43,617	1,166,432	10,831	2,476,539
C231	Manufacture of glass and glass products	29	13,566,306	13,575,261	-	-	-	(8,956)
C239	Manufacture of non-metallic mineral products, n.e.c.	89	31,941,456	31,897,125	-	16,761	-	27,569
C241	Manufacture of basic iron and steel	100	107,352,850	106,626,387	-	1,513,578	-	(787,114)
C242	Manufacture of basic precious and other non-ferrous metals	6	4,050,090	4,152,327	-	-	-	(102,237)
C243	Casting of metals	20	536,700	543,589	-	-	-	(6,889)

*Continued*

TABLE 4 - *Continued*

2009 PSIC Code	Region/ Industry Description	Number of Establishments	Value of Output					
			Total	Sale of Products and By-Products	Revenue from Industrial Service Done for Others	Sale of Goods Less Cost of Goods Sold	Tangible Fixed Assets Produced on Own Account	Change in Inventory of Finished Products and Work- in-Progress
		(1)	(2)	(3)	(4)	(5)	(6)	(7)
C251	Manufacture of structural metal products, tanks, reservoirs and steam generators	208	106,818,562	106,471,399	197,475	251,863	-	(102,175)
C252	Manufacture of weapons and ammunition	10	2,795,987	2,832,745	24,453	-	-	(61,211)
C259	Manufacture of other fabricated metal products; metal working service activities	282	43,710,012	37,173,886	176,839	-	-	6,359,287
C261	Manufacture of electronic components	14	20,550,298	16,346,217	4,105,679	49,174	-	49,228
C262	Manufacture of computers and peripheral equipment and accessories	3	186,766	187,063	-	-	-	(297)
C263	Manufacture of communication equipment							
C264	Manufacture of consumer electronics	5	151,518	133,099	-	17,998	-	422
C265	Manufacture of measuring, testing, navigating and control equipment; watches and clocks							
C267	Manufacture of optical instruments and photographic equipment	9	2,529,525	2,422,931	-	-	-	106,595
C271	Manufacture of electric motors, generators, transformers and electricity distribution and control apparatus	19	1,626,928	1,631,473	56	-	-	(4,601)
C272	Manufacture of batteries and accumulators	4	11,762,828	6,409,678	5,259,712	-	-	93,438
C273	Manufacture of wiring and wiring devices	22	6,037,756	5,977,876	-	-	-	59,880
C274	Manufacture of electric lighting equipment	12	481,639	457,067	15,263	-	-	9,310
C275	Manufacture of domestic appliances	20	3,967,686	3,919,847	-	-	-	47,839
C279	Manufacture of other electrical equipment	s	s	s	s	s	s	s
C281	Manufacture of general purpose machinery	59	21,527,639	20,735,131	609,586	-	-	182,922
C282	Manufacture of special purpose machinery	75	6,051,277	5,925,808	1,845	5,090	-	118,535
C291	Manufacture of motor vehicles	13	549,872	564,322	-	-	-	(14,451)
C292	Manufacture of bodies (coachwork) for motor vehicles; manufacture of trailers and semi-trailers	7	451,308	416,417	-	-	-	34,891
C293	Manufacture of parts and accessories for motor vehicles	22	19,503,156	19,186,942	-	-	-	316,214
C301	Building of ships and boats	10	217,755	27,508	106,164	84,082	-	-
C303	Manufacture of air and spacecraft and related machinery							
C309	Manufacture of transport equipment, n.e.c.	27	18,139,955	17,361,872	60,826	286,961	-	430,296
C310	Manufacture of furniture	203	31,509,329	30,840,124	-	106,982	-	562,223
C321	Manufacture of jewelry, bijouterie and related articles	14	264,975	264,975	-	-	-	-
C322	Manufacture of musical instruments	s	s	s	s	s	s	s
C323	Manufacture of sports goods	6	659,207	671,126	-	-	-	(11,919)
C324	Manufacture of games and toys	12	369,012	354,193	-	1,009	-	13,810
C325	Manufacture of medical and dental instruments and supplies	18	1,047,966	1,037,089	-	10,877	-	-
C329	Other manufacturing, n.e.c.	69	8,220,953	8,196,163	-	-	-	24,790
C331	Repair of fabricated metal products, machinery and equipment	147	6,649,849	2,053,000	4,596,850	-	-	-
C332	Installation of industrial machinery and equipment	s	s	s	s	s	s	s

*Continued*

TABLE 4 - *Continued*

2009 PSIC Code	Region/ Industry Description	Number of Establishments	Value of Output					
			Total	Sale of Products and By-Products	Revenue from Industrial Service Done for Others	Sale of Goods Less Cost of Goods Sold	Tangible Fixed Assets Produced on Own Account	Change in Inventory of Finished Products and Work- in-Progress
		(1)	(2)	(3)	(4)	(5)	(6)	(7)
	<b>Cordillera Administrative Region</b>	<b>316</b>	<b>101,574,106</b>	<b>104,924,118</b>	<b>3,513</b>	<b>89,190</b>	<b>2,558</b>	<b>(3,445,273)</b>
C101	Processing and preserving of meat	s	s	s	s	s	s	s
C103	Processing and preserving of fruits and vegetables	3	531,600	514,409	-	-	-	17,191
C105	Manufacture of dairy products	s	s	s	s	s	s	s
C106	Manufacture of grain mill products, starches and starch products	37	4,562	4,562	-	-	-	-
C107	Manufacture of other food products	110	1,850,568	1,850,568	-	-	-	-
C110	Manufacture of beverages	50	93,343	93,343	-	-	-	-
C131	Spinning, weaving and finishing of textiles	}	16	190,536	-	54	-	3,037
C139	Manufacture of other textiles							
C141	Manufacture of wearing apparel, except fur apparel	s	s	s	s	s	s	s
C142	Custom tailoring and dressmaking	20	21,511	20,564	948	-	-	-
C162	Manufacture of products of wood, cork, straw and plaiting materials	s	s	s	s	s	s	s
C170	Manufacture of paper and paper products	s	s	s	s	s	s	s
C181	Printing and service activities related to printing	38	404,679	306,439	-	84,496	2,558	11,186
C201	Manufacture of basic chemicals	s	s	s	s	s	s	s
C202	Manufacture of other chemical products, n.e.c.	s	s	s	s	s	s	s
C221	Manufacture of rubber products	}	5	270,413	2	4	-	21,365
C222	Manufacture of plastic products							
C231	Manufacture of glass and glass products	s	s	s	s	s	s	s
C239	Manufacture of non-metallic mineral products, n.e.c.	s	s	s	s	s	s	s
C241	Manufacture of basic iron and steel	s	s	s	s	s	s	s
C242	Manufacture of basic precious and other non-ferrous metals	s	s	s	s	s	s	s
C251	Manufacture of structural metal products, tanks, reservoirs and steam generators	4	9,026	8,901	-	-	-	125
C259	Manufacture of other fabricated metal products; metal working service activities	5	4,388	3,680	563	145	-	-
C261	Manufacture of electronic components	4	80,330,042	84,318,013	-	-	-	(3,987,971)
C281	Manufacture of general purpose machinery	}	3	37,012	-	-	-	-
C282	Manufacture of special purpose machinery							
C303	Manufacture of air and spacecraft and related machinery	s	s	s	s	s	s	s
C310	Manufacture of furniture	s	s	s	s	s	s	s
C321	Manufacture of jewelry, bijouterie and related articles	s	s	s	s	s	s	s
C331	Repair of fabricated metal products, machinery and equipment	4	6,800	4,800	2,000	-	-	-
	<b>I - Ilocos Region</b>	<b>746</b>	<b>55,022,325</b>	<b>54,299,153</b>	<b>299,812</b>	<b>466,787</b>	<b>-</b>	<b>(43,427)</b>
C101	Processing and preserving of meat	14	3,901,133	3,828,026	340	-	-	72,767
C102	Processing and preserving of fish, crustaceans and mollusks	15	16,121	16,121	-	-	-	-

*Continued*

TABLE 4 - *Continued*

2009 PSIC Code	Region/ Industry Description	Number of Establishments	Value of Output					
			Total	Sale of Products and By-Products	Revenue from Industrial Service Done for Others	Sale of Goods Less Cost of Goods Sold	Tangible Fixed Assets Produced on Own Account	Change in Inventory of Finished Products and Work- in-Progress
		(1)	(2)	(3)	(4)	(5)	(6)	(7)
C103	Processing and preserving of fruits and vegetables	s	s	s	s	s	s	s
C105	Manufacture of dairy products	s	s	s	s	s	s	s
C106	Manufacture of grain mill products, starches and starch products	61	5,558,757	5,538,088	-	20,669	-	-
C107	Manufacture of other food products	274	3,134,904	3,152,676	13,055	29,557	-	(60,384)
C108	Manufacture of prepared animal feeds	4	165,096	163,318	-	-	-	1,778
C110	Manufacture of beverages	126	11,047,851	10,927,752	88	135,013	-	(15,001)
C120	Manufacture of tobacco products	3	684,363	438,499	-	246,603	-	(740)
C131	Spinning, weaving and finishing of textiles	6	7,202	6,639	-	562	-	-
C141	Manufacture of wearing apparel, except fur apparel	3	10,653	10,653	-	-	-	-
C142	Custom tailoring and dressmaking	9	24,485	24,485	-	-	-	-
C162	Manufacture of products of wood, cork, straw and plaiting materials	12	8,619	9,119	-	-	-	(500)
C170	Manufacture of paper and paper products	s	s	s	s	s	s	s
C181	Printing and service activities related to printing	62	502,243	484,488	-	17,755	-	-
C201	Manufacture of basic chemicals	7	16,024,558	16,024,538	-	20	-	-
C202	Manufacture of other chemical products, n.e.c.							
C210	Manufacture of pharmaceuticals, medicinal chemical and botanical products							
C221	Manufacture of rubber products	s	s	s	s	s	s	s
C222	Manufacture of plastic products	s	s	s	s	s	s	s
C239	Manufacture of non-metallic mineral products, n.e.c.	26	11,100,765	11,139,638	-	-	-	(38,873)
C241	Manufacture of basic iron and steel	6	340,969	392,295	-	-	-	(51,325)
C251	Manufacture of structural metal products, tanks, reservoirs and steam generators	11	1,171,532	1,165,652	5,880	-	-	-
C259	Manufacture of other fabricated metal products; metal working service activities	17	18,814	18,814	-	-	-	-
C282	Manufacture of special purpose machinery	5	9,917	9,354	-	267	-	295
C292	Manufacture of bodies (coachwork) for motor vehicles; manufacture of trailers and semi-trailers	6	25,757	9,238	1,006	15,506	-	7
C293	Manufacture of parts and accessories for motor vehicles							
C309	Manufacture of transport equipment, n.e.c.	s	s	s	s	s	s	s
C310	Manufacture of furniture	36	158,634	155,103	-	695	-	2,836
C321	Manufacture of jewelry, bijouterie and related articles	16	287,664	286,181	2,842	140	-	(1,498)
C324	Manufacture of games and toys							
C329	Other manufacturing, n.e.c.							
C331	Repair of fabricated metal products, machinery and equipment	21	318,311	40,680	276,601	-	-	1,030
<b>II - Cagayan Valley</b>		<b>403</b>	<b>19,206,871</b>	<b>17,844,650</b>	<b>26,084</b>	<b>1,384,608</b>	<b>-</b>	<b>(48,473)</b>
C101	Processing and preserving of meat	4	181,757	180,841	-	982	-	(66)

*Continued*

TABLE 4 - *Continued*

2009 PSIC Code	Region/ Industry Description	Number of Establishments	Value of Output					
			Total	Sale of Products and By-Products	Revenue from Industrial Service Done for Others	Sale of Goods Less Cost of Goods Sold	Tangible Fixed Assets Produced on Own Account	Change in Inventory of Finished Products and Work- in-Progress
		(1)	(2)	(3)	(4)	(5)	(6)	(7)
C102	Processing and preserving of fish, crustaceans and mollusks	s	s	s	s	s	s	s
C103	Processing and preserving of fruits and vegetables	3	6,521	6,529	-	-	-	(8)
C105	Manufacture of dairy products	s	s	s	s	s	s	s
C106	Manufacture of grain mill products, starches and starch products	39	1,768,019	1,720,050	-	90,764	-	(42,794)
C107	Manufacture of other food products	194	4,609,993	3,655,786	-	962,105	-	(7,898)
C108	Manufacture of prepared animal feeds	5	140,719	89,302	11,700	41,423	-	(1,706)
C110	Manufacture of beverages	46	9,117,317	9,110,958	509	-	-	5,849
C120	Manufacture of tobacco products	s	s	s	s	s	s	s
C131	Spinning, weaving and finishing of textiles	s	s	s	s	s	s	s
C139	Manufacture of other textiles	s	s	s	s	s	s	s
C142	Custom tailoring and dressmaking	7	13,316	13,307	-	-	-	10
C162	Manufacture of products of wood, cork, straw and plaiting materials	3	7,824	7,773	-	-	-	51
C181	Printing and service activities related to printing	37	237,999	242,839	-	445	-	(5,285)
C182	Reproduction of recorded media	s	s	s	s	s	s	s
C192	Manufacture of refined petroleum products	s	s	s	s	s	s	s
C199	Manufacture of other fuel products	s	s	s	s	s	s	s
C201	Manufacture of basic chemicals	s	s	s	s	s	s	s
C231	Manufacture of glass and glass products	15	151,611	152,345	-	89	-	(824)
C239	Manufacture of non-metallic mineral products, n.e.c.							
C251	Manufacture of structural metal products, tanks, reservoirs and steam generators	4	43,479	32,121	2,218	9,156	-	(17)
C259	Manufacture of other fabricated metal products; metal working service activities	9	35,698	25,705	-	10,050	-	(57)
C282	Manufacture of special purpose machinery	3	923,324	673,546	1,893	243,393	-	4,492
C310	Manufacture of furniture	13	63,958	63,633	-	-	-	325
C321	Manufacture of jewelry, bijouterie and related articles	s	s	s	s	s	s	s
C329	Other manufacturing, n.e.c.	s	s	s	s	s	s	s
C331	Repair of fabricated metal products, machinery and equipment	9	35,194	10,548	3,851	20,845	-	(51)
<b>III - Central Luzon</b>		<b>2,456</b>	<b>1,028,232,282</b>	<b>997,667,909</b>	<b>24,776,201</b>	<b>5,287,892</b>	<b>80,563</b>	<b>419,717</b>
C101	Processing and preserving of meat	79	14,736,665	14,342,262	291,607	119,333	-	(16,536)
C102	Processing and preserving of fish, crustaceans and mollusks	23	5,977,993	5,617,015	202,316	-	-	158,662
C103	Processing and preserving of fruits and vegetables	18	9,020,686	8,713,304	-	111,830	-	195,552
C104	Manufacture of vegetable and animal oils and fats	3	124,538	46,234	-	78,304	-	-
C105	Manufacture of dairy products	11	3,647,730	3,590,013	-	-	-	57,717
C106	Manufacture of grain mill products, starches and starch products	134	13,788,400	12,974,399	52,268	622,377	44,401	94,954

*Continued*

TABLE 4 - *Continued*

2009 PSIC Code	Region/ Industry Description	Number of Establishments	Value of Output					
			Total	Sale of Products and By-Products	Revenue from Industrial Service Done for Others	Sale of Goods Less Cost of Goods Sold	Tangible Fixed Assets Produced on Own Account	Change in Inventory of Finished Products and Work- in-Progress
		(1)	(2)	(3)	(4)	(5)	(6)	(7)
C107	Manufacture of other food products	619	46,498,759	46,526,259	-	-	-	(27,500)
C108	Manufacture of prepared animal feeds	53	37,864,231	37,141,315	175,345	284,235	-	263,335
C110	Manufacture of beverages	260	28,653,152	28,560,689	1,118	-	-	91,345
C120	Manufacture of tobacco products	s	s	s	s	s	s	s
C131	Spinning, weaving and finishing of textiles	17	2,542,943	2,591,211	14,173	-	-	(62,441)
C139	Manufacture of other textiles	44	5,797,562	5,736,687	-	33,163	-	27,712
C141	Manufacture of wearing apparel, except fur apparel	154	11,980,758	12,219,739	26,188	-	-	(265,168)
C142	Custom tailoring and dressmaking	23	78,495	76,510	-	-	-	1,984
C143	Manufacture of knitted and crocheted apparel							
C151	Tanning and dressing of leather; manufacture of luggage and handbags	10	3,794,461	2,981,290	724,077	-	-	89,094
C152	Manufacture of footwear	11	2,975,294	2,878,587	290	-	-	96,418
C161	Sawmilling and planing of wood	33	1,549,792	1,538,362	5,320	6,426	-	(316)
C162	Manufacture of products of wood, cork, straw and plaiting materials							
C170	Manufacture of paper and paper products	33	17,392,225	17,239,997	34,994	67,710	-	49,524
C181	Printing and service activities related to printing	123	4,484,333	4,303,795	179,715	-	-	823
C192	Manufacture of refined petroleum products	3	319,493,590	314,935,631	-	-	-	4,557,958
C201	Manufacture of basic chemicals	19	15,687,646	14,306,502	97,760	1,265,889	-	17,494
C202	Manufacture of other chemical products, n.e.c.	29	4,594,569	4,534,033	1,500	-	123	58,913
C210	Manufacture of pharmaceuticals, medicinal chemical and botanical products	19	1,516,913	1,396,198	-	-	-	120,716
C221	Manufacture of rubber products	11	15,751,604	15,856,241	106	-	-	(104,743)
C222	Manufacture of plastic products	90	16,522,222	16,297,450	-	254,139	-	(29,367)
C231	Manufacture of glass and glass products	8	933,716	961,061	-	3,463	-	(30,809)
C239	Manufacture of non-metallic mineral products, n.e.c.	137	65,214,426	63,814,223	-	1,025	-	1,399,178
C241	Manufacture of basic iron and steel	47	61,081,497	62,372,271	-	549,575	-	(1,840,348)
C242	Manufacture of basic precious and other non-ferrous metals	5	292,130	290,926	-	1,204	-	-
C243	Casting of metals	5	1,352,888	1,339,704	-	-	-	13,185
C251	Manufacture of structural metal products, tanks, reservoirs and steam generators	49	79,929,476	79,898,377	16,830	14,065	-	204
C252	Manufacture of weapons and ammunition	37	17,054,917	16,982,158	-	-	2,696	70,063
C259	Manufacture of other fabricated metal products; metal working service activities							
C261	Manufacture of electronic components	15	86,346,717	88,194,857	2,686,683	65,216	33,343	(4,633,381)
C262	Manufacture of computers and peripheral equipment and accessories	5	19,014,288	15,973,270	3,122,522	-	-	(81,503)
C264	Manufacture of consumer electronics	4	386,685	362,147	220	24,395	-	(77)
C265	Manufacture of measuring, testing, navigating and control equipment; watches and clocks							
C271	Manufacture of electric motors, generators, transformers and electricity distribution and control apparatus	9	1,551,178	1,513,233	37,945	-	-	-

*Continued*



TABLE 4 - *Continued*

2009 PSIC Code	Region/ Industry Description	Number of Establishments	Value of Output					
			Total	Sale of Products and By-Products	Revenue from Industrial Service Done for Others	Sale of Goods Less Cost of Goods Sold	Tangible Fixed Assets Produced on Own Account	Change in Inventory of Finished Products and Work- in-Progress
		(1)	(2)	(3)	(4)	(5)	(6)	(7)
C272	Manufacture of batteries and accumulators	3	13,207,738	7,737,592	5,259,712	-	-	210,435
C273	Manufacture of wiring and wiring devices	8	9,020,817	9,000,538	-	-	-	20,279
C274	Manufacture of electric lighting equipment	7	1,595,972	1,601,250	-	-	-	(5,279)
C275	Manufacture of domestic appliances	5	2,027,193	1,999,695	-	27,250	-	247
C279	Manufacture of other electrical equipment	5	1,143,819	1,116,663	7,078	1,135	-	18,944
C281	Manufacture of general purpose machinery	13	1,252,922	1,254,088	-	220	-	(1,386)
C282	Manufacture of special purpose machinery	17	1,814,299	1,846,580	28,739	-	-	(61,021)
C291	Manufacture of motor vehicles	}	4	1,437,464	1,418,575	10,000	-	8,889
C292	Manufacture of bodies (coachwork) for motor vehicles;							
	manufacture of trailers and semi-trailers							
C293	Manufacture of parts and accessories for motor vehicles	7	43,681,171	43,754,704	-	-	-	(73,533)
C301	Building of ships and boats	s	s	s	s	s	s	s
C303	Manufacture of air and spacecraft and related machinery	5	1,266,411	1,015,842	72,944	133,341	-	44,284
C309	Manufacture of transport equipment, n.e.c.	23	181,930	179,261	-	-	-	2,669
C310	Manufacture of furniture	94	4,467,806	3,250,638	24	1,205,906	-	11,237
C321	Manufacture of jewelry, bijouterie and related articles	13	210,473	210,908	-	-	-	(435)
C322	Manufacture of musical instruments	s	s	s	s	s	s	s
C323	Manufacture of sports goods	4	1,770,991	1,712,704	-	63,563	-	(5,276)
C324	Manufacture of games and toys	6	870,595	877,202	265	-	-	(6,872)
C325	Manufacture of medical and dental instruments and supplies	8	4,906,927	4,896,034	-	10,942	-	(49)
C329	Other manufacturing, n.e.c.	46	2,108,150	1,544,138	580,440	-	-	(16,428)
C331	Repair of fabricated metal products, machinery and equipment	43	12,453,769	1,975,522	10,135,060	343,187	-	-
C332	Installation of industrial machinery and equipment	s	s	s	s	s	s	s
<b>IVA - CALABARZON</b>		<b>4,340</b>	<b>2,299,587,495</b>	<b>2,279,619,191</b>	<b>17,748,018</b>	<b>7,485,732</b>	<b>844,177</b>	<b>(6,109,622)</b>
C101	Processing and preserving of meat	51	30,015,670	26,097,569	2,838,524	1,035,340	-	44,236
C102	Processing and preserving of fish, crustaceans and mollusks	13	508,227	530,768	-	-	-	(22,540)
C103	Processing and preserving of fruits and vegetables	16	10,062,504	10,083,473	-	-	-	(20,970)
C104	Manufacture of vegetable and animal oils and fats	41	14,877,559	14,957,987	-	-	-	(80,428)
C105	Manufacture of dairy products	21	110,054,587	110,296,894	-	-	-	(242,307)
C106	Manufacture of grain mill products, starches and starch products	86	37,423,976	37,457,034	-	-	-	(33,059)
C107	Manufacture of other food products	1,144	90,095,075	88,856,370	764,357	41,054	4,001	429,293
C108	Manufacture of prepared animal feeds	79	20,434,828	19,300,909	1,122,143	-	-	11,777
C110	Manufacture of beverages	446	186,176,914	185,316,992	-	537,667	-	322,255
C120	Manufacture of tobacco products	3	22,637,858	22,746,217	-	250	-	(108,608)
C131	Spinning, weaving and finishing of textiles	10	1,169,730	1,177,861	-	-	-	(8,131)
C139	Manufacture of other textiles	35	9,538,784	9,643,033	14,707	-	-	(118,956)
C141	Manufacture of wearing apparel, except fur apparel	259	20,959,460	20,279,403	660,279	-	-	19,778

*Continued*

TABLE 4 - *Continued*

2009 PSIC Code	Region/ Industry Description	Number of Establishments	Value of Output					
			Total	Sale of Products and By-Products	Revenue from Industrial Service Done for Others	Sale of Goods Less Cost of Goods Sold	Tangible Fixed Assets Produced on Own Account	Change in Inventory of Finished Products and Work- in-Progress
		(1)	(2)	(3)	(4)	(5)	(6)	(7)
C142	Custom tailoring and dressmaking	88	290,357	281,168	9,132	-	-	56
C143	Manufacture of knitted and crocheted apparel	3	644,282	646,045	-	-	-	(1,763)
C151	Tanning and dressing of leather; manufacture of luggage and handbags	6	204,499	204,975	-	-	-	(475)
C152	Manufacture of footwear	36	5,634,466	5,700,720	-	-	-	(66,254)
C161	Sawmilling and planing of wood	89	43,816,699	43,877,258	-	-	-	(60,558)
C162	Manufacture of products of wood, cork, straw and plaiting materials							
C170	Manufacture of paper and paper products	68	22,320,266	22,382,079	-	-	-	(61,813)
C181	Printing and service activities related to printing	145	19,917,741	20,180,744	-	-	-	(263,003)
C182	Reproduction of recorded media	s	s	s	s	s	s	s
C192	Manufacture of refined petroleum products	6	219,067,049	219,090,794	-	-	-	(23,745)
C199	Manufacture of other fuel products							
C201	Manufacture of basic chemicals	37	43,767,728	43,355,446	114	633,994	-	(221,826)
C202	Manufacture of other chemical products, n.e.c.	89	39,835,945	39,908,956	49,265	2,187	98,924	(223,387)
C210	Manufacture of pharmaceuticals, medicinal chemical and botanical products	30	20,913,282	20,609,568	-	-	-	303,715
C221	Manufacture of rubber products	36	4,515,877	4,607,996	-	-	-	(92,119)
C222	Manufacture of plastic products	170	54,584,917	53,844,392	466	1,065,188	-	(325,129)
C231	Manufacture of glass and glass products	26	16,901,828	15,716,116	521,275	3,194	-	661,243
C239	Manufacture of non-metallic mineral products, n.e.c.	116	59,518,864	57,361,658	896,744	312,845	-	947,618
C241	Manufacture of basic iron and steel	79	49,215,757	54,419,045	-	-	-	(5,203,288)
C242	Manufacture of basic precious and other non-ferrous metals	9	4,579,779	4,549,422	-	-	-	30,357
C243	Casting of metals	15	8,752,242	8,724,361	-	-	-	27,881
C251	Manufacture of structural metal products, tanks, reservoirs and steam generators	102	15,852,404	14,688,776	1,187,216	38,224	-	(61,812)
C259	Manufacture of other fabricated metal products; metal working service activities	222	58,198,744	56,834,790	1,212,633	26,808	-	124,513
C261	Manufacture of electronic components	99	326,484,023	320,925,136	3,736,994	9,410	636,761	1,175,722
C262	Manufacture of computers and peripheral equipment and accessories	24	29,937,330	30,084,076	-	-	-	(146,746)
C263	Manufacture of communication equipment	8	2,193,110	2,194,247	-	-	-	(1,137)
C264	Manufacture of consumer electronics	10	14,300,177	14,353,324	8,148	-	-	(61,295)
C265	Manufacture of measuring, testing, navigating and control equipment; watches and clocks	6	3,044,984	2,904,164	199,527	-	-	(58,707)
C267	Manufacture of optical instruments and photographic equipment	7	13,742,801	13,961,378	-	195	-	(218,772)
C271	Manufacture of electric motors, generators, transformers and electricity distribution and control apparatus	25	16,094,154	16,633,462	-	-	-	(539,307)
C272	Manufacture of batteries and accumulators	4	1,039,391	1,170,231	-	-	-	(130,839)
C273	Manufacture of wiring and wiring devices	24	16,872,087	16,736,037	10,271	31,415	-	94,364
C274	Manufacture of electric lighting equipment	15	6,364,230	6,345,642	422	1,480	-	16,686

*Continued*

TABLE 4 - *Continued*

2009 PSIC Code	Region/ Industry Description	Number of Establishments	Value of Output					
			Total	Sale of Products and By-Products	Revenue from Industrial Service Done for Others	Sale of Goods Less Cost of Goods Sold	Tangible Fixed Assets Produced on Own Account	Change in Inventory of Finished Products and Work- in-Progress
		(1)	(2)	(3)	(4)	(5)	(6)	(7)
C275	Manufacture of domestic appliances	14	4,022,863	3,984,384	811	-	-	37,668
C279	Manufacture of other electrical equipment	12	5,886,715	5,981,868	-	1,065	-	(96,218)
C281	Manufacture of general purpose machinery	48	56,133,689	56,840,871	5,980	-	2,933	(716,095)
C282	Manufacture of special purpose machinery	76	25,015,778	24,926,083	112	55,333	-	34,251
C291	Manufacture of motor vehicles	13	202,946,367	207,621,614	381,987	130,236	101,537	(5,289,007)
C292	Manufacture of bodies (coachwork) for motor vehicles; manufacture of trailers and semi-trailers	14	4,102,907	3,760,416	239,874	-	20	102,597
C293	Manufacture of parts and accessories for motor vehicles	71	167,828,005	166,966,784	89,877	705,993	-	65,351
C301	Building of ships and boats	5	822,312	140,703	684,203	-	-	(2,593)
C303	Manufacture of air and spacecraft and related machinery	19	100,001,130	95,099,780	4,366	2,852,250	-	2,044,734
C309	Manufacture of transport equipment, n.e.c.							
C310	Manufacture of furniture	92	7,620,540	7,741,073	-	-	-	(120,533)
C321	Manufacture of jewelry, bijouterie and related articles	5	307,616	309,391	-	-	-	(1,775)
C323	Manufacture of sports goods	9	2,444,149	2,438,894	-	-	-	5,256
C324	Manufacture of games and toys	6	461,286	454,820	-	-	-	6,466
C325	Manufacture of medical and dental instruments and supplies	16	41,858,193	40,846,845	-	1,605	-	1,009,743
C329	Other manufacturing, n.e.c.	27	1,701,671	1,693,888	-	-	-	7,783
C331	Repair of fabricated metal products, machinery and equipment	116	5,612,956	1,513,390	3,108,592	-	-	990,974
	<b>MIMAROPA</b>	<b>353</b>	<b>37,955,412</b>	<b>30,688,891</b>	<b>38,893</b>	<b>7,114,825</b>	<b>-</b>	<b>112,803</b>
C101	Processing and preserving of meat	s	s	s	s	s	s	s
C103	Processing and preserving of fruits and vegetables	s	s	s	s	s	s	s
C104	Manufacture of vegetable and animal oils and fats	3	265,394	309,600	-	-	-	(44,207)
C105	Manufacture of dairy products	s	s	s	s	s	s	s
C106	Manufacture of grain mill products, starches and starch products	89	2,587,534	2,551,625	35,909	-	-	-
C107	Manufacture of other food products	113	5,080,539	5,083,512	-	-	-	(2,973)
C110	Manufacture of beverages	61	173,614	173,614	-	-	-	-
C131	Spinning, weaving and finishing of textiles	s	s	s	s	s	s	s
C142	Custom tailoring and dressmaking	4	3,182	3,182	-	-	-	-
C151	Tanning and dressing of leather; manufacture of luggage and handbags	s	s	s	s	s	s	s
C162	Manufacture of products of wood, cork, straw and plaiting materials	s	s	s	s	s	s	s
C181	Printing and service activities related to printing	28	79,755	79,755	-	-	-	-
C192	Manufacture of refined petroleum products	s	s	s	s	s	s	s
C201	Manufacture of basic chemicals	5	24,958	23,158	-	-	-	1,800
C202	Manufacture of other chemical products, n.e.c.							
C210	Manufacture of pharmaceuticals, medicinal chemical and botanical products	s	s	s	s	s	s	s

*Continued*

TABLE 4 - *Continued*

2009 PSIC Code	Region/ Industry Description	Number of Establishments	Value of Output					
			Total	Sale of Products and By-Products	Revenue from Industrial Service Done for Others	Sale of Goods Less Cost of Goods Sold	Tangible Fixed Assets Produced on Own Account	Change in Inventory of Finished Products and Work- in-Progress
		(1)	(2)	(3)	(4)	(5)	(6)	(7)
C222	Manufacture of plastic products	s	s	s	s	s	s	s
C239	Manufacture of non-metallic mineral products, n.e.c.	24	66,071	65,360	-	-	-	711
C242	Manufacture of basic precious and other non-ferrous metals	s	s	s	s	s	s	s
C259	Manufacture of other fabricated metal products; metal working service activities	6	21,451	20,508	-	-	-	943
C282	Manufacture of special purpose machinery	s	s	s	s	s	s	s
C310	Manufacture of furniture	4	3,936	3,917	-	21	-	(2)
C331	Repair of fabricated metal products, machinery and equipment	5	4,942	380	2,850	1,712	-	-
	<b>V - Bicol Region</b>	<b>760</b>	<b>47,458,854</b>	<b>46,534,335</b>	<b>486,968</b>	<b>278,974</b>	<b>178,624</b>	<b>(20,047)</b>
C101	Processing and preserving of meat	15	151,471	37,671	114,600	-	-	(800)
C102	Processing and preserving of fish, crustaceans and mollusks	24	364,918	126,573	237,867	477	-	-
C103	Processing and preserving of fruits and vegetables	7	104,545	17,315	-	81,648	-	5,582
C104	Manufacture of vegetable and animal oils and fats	7	4,937,907	5,097,962	-	116,038	21,237	(297,330)
C105	Manufacture of dairy products	4	461,728	461,728	-	-	-	-
C106	Manufacture of grain mill products, starches and starch products	127	3,282,677	3,208,527	54,245	19,905	-	-
C107	Manufacture of other food products	261	1,696,741	1,689,851	-	4,305	-	2,585
C108	Manufacture of prepared animal feeds	5	3,469,480	3,555,781	-	-	-	(86,300)
C110	Manufacture of beverages	84	8,957,625	8,905,756	-	-	-	51,869
C120	Manufacture of tobacco products	s	s	s	s	s	s	s
C131	Spinning, weaving and finishing of textiles	4	2,012	2,001	-	6	-	5
C139	Manufacture of other textiles	10	481,647	480,246	-	1,589	-	(188)
C141	Manufacture of wearing apparel, except fur apparel	34	40,680	43,605	50	100	-	(3,074)
C142	Custom tailoring and dressmaking							
C152	Manufacture of footwear	s	s	s	s	s	s	s
C162	Manufacture of products of wood, cork, straw and plaiting materials	19	435,048	433,736	-	15,121	300	(14,108)
C170	Manufacture of paper and paper products	s	s	s	s	s	s	s
C181	Printing and service activities related to printing	63	570,219	497,482	-	-	72,737	-
C192	Manufacture of refined petroleum products	s	s	s	s	s	s	s
C201	Manufacture of basic chemicals	3	5,321	5,321	-	-	-	-
C210	Manufacture of pharmaceuticals, medicinal chemical and botanical products	s	s	s	s	s	s	s
C231	Manufacture of glass and glass products	19	4,596,074	4,456,696	-	38,325	84,000	17,053
C239	Manufacture of non-metallic mineral products, n.e.c.							
C241	Manufacture of basic iron and steel	5	15,583,468	15,283,389	-	1,138	-	298,941
C242	Manufacture of basic precious and other non-ferrous metals							

*Continued*

TABLE 4 - *Continued*

2009 PSIC Code	Region/ Industry Description	Number of Establishments	Value of Output						
			Total	Sale of Products and By-Products	Revenue from Industrial Service Done for Others	Sale of Goods Less Cost of Goods Sold	Tangible Fixed Assets Produced on Own Account	Change in Inventory of Finished Products and Work- in-Progress	
		(1)	(2)	(3)	(4)	(5)	(6)	(7)	
C251	Manufacture of structural metal products, tanks, reservoirs and steam generators	4	101,175	93,752	155	323	-	6,946	
C259	Manufacture of other fabricated metal products; metal working service activities	22	58,800	58,800	-	-	-	-	
C282	Manufacture of special purpose machinery	3	34,254	34,254	-	-	-	-	
C293	Manufacture of parts and accessories for motor vehicles	s	s	s	s	s	s	s	
C310	Manufacture of furniture	14	158,356	156,543	-	-	-	1,813	
C329	Other manufacturing, n.e.c.	9	20,953	20,918	-	-	-	35	
C331	Repair of fabricated metal products, machinery and equipment	9	24,907	3,448	21,109	-	350	-	
	<b>VI - Western Visayas</b>	<b>1,208</b>	<b>83,502,303</b>	<b>79,310,264</b>	<b>3,396,741</b>	<b>168,482</b>	<b>88,666</b>	<b>538,150</b>	
C101	Processing and preserving of meat	15	121,471	103,347	20,000	-	-	(1,876)	
C102	Processing and preserving of fish, crustaceans and mollusks	20	330,233	329,341	-	-	-	892	
C103	Processing and preserving of fruits and vegetables	3	14,141	9,327	-	4,724	-	90	
C104	Manufacture of vegetable and animal oils and fats	3	204,536	202,381	2,227	-	-	(71)	
C105	Manufacture of dairy products	4	6,833	6,846	-	-	-	(13)	
C106	Manufacture of grain mill products, starches and starch products	77	4,855,261	4,761,787	107,500	-	-	(14,026)	
C107	Manufacture of other food products	594	38,128,372	35,934,980	1,976,897	32,727	88,666	95,102	
C108	Manufacture of prepared animal feeds	3	3,773,116	3,741,114	-	14,369	-	17,632	
C110	Manufacture of beverages	180	19,991,150	19,861,459	-	-	-	129,691	
C131	Spinning, weaving and finishing of textiles	5	106,999	106,991	-	-	-	8	
C139	Manufacture of other textiles	3	4,792	3,885	-	907	-	-	
C141	Manufacture of wearing apparel, except fur apparel	12	99,383	99,027	-	-	-	357	
C142	Custom tailoring and dressmaking	28	273,502	273,802	-	-	-	(300)	
C161	Sawmilling and planing of wood	}	11	128,067	102,224	-	-	-	25,843
C162	Manufacture of products of wood, cork, straw and plaiting materials								
C170	Manufacture of paper and paper products								
C181	Printing and service activities related to printing	79	443,350	443,350	-	-	-	-	
C199	Manufacture of other fuel products	s	s	s	s	s	s	s	
C201	Manufacture of basic chemicals	10	9,469,020	8,104,117	1,098,794	-	-	266,109	
C202	Manufacture of other chemical products, n.e.c.	3	7,412	7,390	22	-	-	-	
C210	Manufacture of pharmaceuticals, medicinal chemical and botanical products	4	86,227	86,091	-	-	-	136	
C222	Manufacture of plastic products	8	1,005,100	962,948	9,988	-	-	32,164	
C231	Manufacture of glass and glass products	}	49	1,962,418	1,964,536	-	3,647	-	(5,765)
C239	Manufacture of non-metallic mineral products, n.e.c.								
C241	Manufacture of basic iron and steel								
C243	Casting of metals	8	309,109	316,497	860	-	-	(8,249)	

*Continued*

TABLE 4 - *Continued*

2009 PSIC Code	Region/ Industry Description	Number of Establishments	Value of Output					
			Total	Sale of Products and By-Products	Revenue from Industrial Service Done for Others	Sale of Goods Less Cost of Goods Sold	Tangible Fixed Assets Produced on Own Account	Change in Inventory of Finished Products and Work- in-Progress
		(1)	(2)	(3)	(4)	(5)	(6)	(7)
C251	Manufacture of structural metal products, tanks, reservoirs and steam generators	4	127,420	127,050	-	-	-	370
C259	Manufacture of other fabricated metal products; metal working service activities	12	233,017	233,410	-	-	-	(393)
C273	Manufacture of wiring and wiring devices	s	s	s	s	s	s	s
C275	Manufacture of domestic appliances	s	s	s	s	s	s	s
C282	Manufacture of special purpose machinery	4	532,609	532,609	-	-	-	-
C310	Manufacture of furniture	44	1,020,555	908,448	-	112,107	-	-
C329	Other manufacturing, n.e.c.	5	91,427	73,025	18,150	-	-	252
C331	Repair of fabricated metal products, machinery and equipment	19	162,481	-	162,304	-	-	177
	<b>VII - Central Visayas</b>	<b>2,853</b>	<b>389,730,024</b>	<b>380,402,698</b>	<b>7,910,447</b>	<b>760,214</b>	<b>38,746</b>	<b>617,920</b>
C101	Processing and preserving of meat	28	17,573,902	17,160,840	-	67,045	-	346,017
C102	Processing and preserving of fish, crustaceans and mollusks	36	7,174,383	7,277,214	2,552	36,238	-	(141,620)
C103	Processing and preserving of fruits and vegetables	15	4,941,566	4,491,948	-	447,397	-	2,221
C104	Manufacture of vegetable and animal oils and fats	11	5,393,874	5,604,750	-	-	20,326	(231,202)
C105	Manufacture of dairy products	7	1,033,150	1,032,475	-	-	-	675
C106	Manufacture of grain mill products, starches and starch products	40	5,186,317	2,505,948	2,657,123	-	-	23,246
C107	Manufacture of other food products	1,297	14,653,102	14,205,994	156,757	85,477	-	204,874
C108	Manufacture of prepared animal feeds	10	33,406,906	33,869,464	20,289	-	-	(482,847)
C110	Manufacture of beverages	367	75,959,042	75,579,982	205,473	52,662	-	120,925
C131	Spinning, weaving and finishing of textiles	3	15,862	15,157	-	-	-	705
C139	Manufacture of other textiles	18	348,060	349,359	-	-	-	(1,299)
C141	Manufacture of wearing apparel, except fur apparel	43	9,701,917	9,187,767	453,159	-	14,945	46,046
C142	Custom tailoring and dressmaking	24	57,600	57,600	-	-	-	-
C151	Tanning and dressing of leather; manufacture of luggage and handbags	s	s	s	s	s	s	s
C152	Manufacture of footwear	14	803,812	890,513	-	-	-	(86,701)
C161	Sawmilling and planing of wood	29	1,746,116	1,808,656	-	1,083	-	(63,623)
C162	Manufacture of products of wood, cork, straw and plaiting materials							
C170	Manufacture of paper and paper products	24	4,373,924	4,372,442	-	-	-	1,482
C181	Printing and service activities related to printing	222	8,532,741	8,503,681	-	-	-	29,060
C199	Manufacture of other fuel products	s	s	s	s	s	s	s
C201	Manufacture of basic chemicals	19	10,524,402	10,521,470	-	-	-	2,932
C202	Manufacture of other chemical products, n.e.c.	36	5,626,990	5,647,164	-	-	-	(20,175)
C203	Manufacture of man-made fibers							
C210	Manufacture of pharmaceuticals, medicinal chemical and botanical products							
		8	1,269,817	1,261,911	-	-	-	7,906

*Continued*

TABLE 4 - *Continued*

2009 PSIC Code	Region/ Industry Description	Number of Establishments	Value of Output					
			Total	Sale of Products and By-Products	Revenue from Industrial Service Done for Others	Sale of Goods Less Cost of Goods Sold	Tangible Fixed Assets Produced on Own Account	Change in Inventory of Finished Products and Work- in-Progress
		(1)	(2)	(3)	(4)	(5)	(6)	(7)
C221	Manufacture of rubber products	9	2,587,698	2,580,553	-	-	-	7,145
C222	Manufacture of plastic products	70	11,339,827	11,059,855	-	26,089	-	253,883
C231	Manufacture of glass and glass products	9	1,296,455	1,206,832	72,205	12,486	-	4,931
C239	Manufacture of non-metallic mineral products, n.e.c.	76	25,491,031	25,157,672	-	4,569	-	328,789
C241	Manufacture of basic iron and steel	27	22,970,027	21,818,995	2,094,340	1,177	-	(944,484)
C242	Manufacture of basic precious and other non-ferrous metals							
C243	Casting of metals							
C251	Manufacture of structural metal products, tanks, reservoirs and steam generators	6	1,508,478	1,520,556	-	-	-	(12,077)
C252	Manufacture of weapons and ammunition	19	1,245,371	1,203,137	-	25,483	-	16,752
C259	Manufacture of other fabricated metal products; metal working service activities	s	s	s	s	s	s	s
C261	Manufacture of electronic components	47	4,309,787	4,242,812	-	-	-	66,976
C262	Manufacture of computers and peripheral equipment and accessories	13	25,202,479	25,544,738	-	-	-	(342,258)
C263	Manufacture of communication equipment	4	6,338,140	6,188,391	-	-	-	149,750
C265	Manufacture of measuring, testing, navigating and control equipment; watches and clocks							
C267	Manufacture of optical instruments and photographic equipment							
C271	Manufacture of electric motors, generators, transformers and electricity distribution and control apparatus	5	2,271,168	1,098,467	1,176,632	-	-	(3,931)
C273	Manufacture of wiring and wiring devices	13	5,647,417	5,558,515	-	-	-	88,902
C274	Manufacture of electric lighting equipment	3	1,786,576	1,791,950	-	-	-	(5,374)
C275	Manufacture of domestic appliances	s	s	s	s	s	s	s
C281	Manufacture of general purpose machinery	4	777,841	791,561	-	-	-	(13,719)
C282	Manufacture of special purpose machinery	3	1,783,266	1,753,948	-	-	-	29,319
C291	Manufacture of motor vehicles	8	2,838,808	2,876,278	-	-	-	(37,470)
C292	Manufacture of bodies (coachwork) for motor vehicles; manufacture of trailers and semi-trailers	7	414,473	413,099	-	-	-	1,375
C293	Manufacture of parts and accessories for motor vehicles	8	3,275,466	3,214,838	-	-	-	60,628
C301	Building of ships and boats	10	11,339,890	10,721,812	282,480	1	-	335,597
C309	Manufacture of transport equipment, n.e.c.							
C310	Manufacture of furniture							
C321	Manufacture of jewelry, bijouterie and related articles	6	5,151,297	5,124,505	26,174	-	-	618
C322	Manufacture of musical instruments	s	s	s	s	s	s	s
C323	Manufacture of sports goods	s	s	s	s	s	s	s
C324	Manufacture of games and toys	3	1,111,367	1,079,795	-	-	-	31,571
C325	Manufacture of medical and dental instruments and supplies	5	3,051,947	2,406,920	-	-	-	645,027
C329	Other manufacturing, n.e.c.	18	397,689	396,499	921	479	-	(211)

*Continued*

TABLE 4 - *Continued*

2009 PSIC Code	Region/ Industry Description	Number of Establishments	Value of Output					
			Total	Sale of Products and By-Products	Revenue from Industrial Service Done for Others	Sale of Goods Less Cost of Goods Sold	Tangible Fixed Assets Produced on Own Account	Change in Inventory of Finished Products and Work- in-Progress
		(1)	(2)	(3)	(4)	(5)	(6)	(7)
C331	Repair of fabricated metal products, machinery and equipment	54	25,546,120	24,637,840	756,240	-	-	152,040
	<b>VIII - Eastern Visayas</b>	<b>871</b>	<b>50,291,886</b>	<b>49,093,406</b>	<b>38,432</b>	<b>789,161</b>	<b>-</b>	<b>370,887</b>
C101	Processing and preserving of meat	s	s	s	s	s	s	s
C102	Processing and preserving of fish, crustaceans and mollusks	3	310,644	309,244	-	-	-	1,400
C103	Processing and preserving of fruits and vegetables	s	s	s	s	s	s	s
C104	Manufacture of vegetable and animal oils and fats	6	3,711,061	3,963,574	-	-	-	(252,513)
C106	Manufacture of grain mill products, starches and starch products	97	1,980,267	1,513,487	26,558	442,673	-	(2,451)
C107	Manufacture of other food products	529	5,439,855	5,408,764	-	16,032	-	15,058
C110	Manufacture of beverages	108	1,180,725	1,094,064	-	106,550	-	(19,888)
C139	Manufacture of other textiles	s	s	s	s	s	s	s
C142	Custom tailoring and dressmaking	3	3,926	3,926	-	-	-	-
C162	Manufacture of products of wood, cork, straw and plaiting materials	s	s	s	s	s	s	s
C170	Manufacture of paper and paper products	3	606,652	605,937	-	-	-	715
C181	Printing and service activities related to printing	36	104,220	97,256	263	4,270	-	2,431
C192	Manufacture of refined petroleum products	s	s	s	s	s	s	s
C201	Manufacture of basic chemicals	7	4,731,133	4,706,167	-	27,680	-	(2,714)
C202	Manufacture of other chemical products, n.e.c.							
C210	Manufacture of pharmaceuticals, medicinal chemical and botanical products							
C221	Manufacture of rubber products	s	s	s	s	s	s	s
C222	Manufacture of plastic products	s	s	s	s	s	s	s
C231	Manufacture of glass and glass products	6	24,309	18,633	447	4,612	-	617
C239	Manufacture of non-metallic mineral products, n.e.c.	18	528,204	471,195	-	56,565	-	444
C242	Manufacture of basic precious and other non-ferrous metals	s	s	s	s	s	s	s
C243	Casting of metals	s	s	s	s	s	s	s
C251	Manufacture of structural metal products, tanks, reservoirs and steam generators	s	s	s	s	s	s	s
C259	Manufacture of other fabricated metal products; metal working service activities	18	296,394	165,604	252	130,538	-	-
C273	Manufacture of wiring and wiring devices	s	s	s	s	s	s	s
C282	Manufacture of special purpose machinery	s	s	s	s	s	s	s
C310	Manufacture of furniture	9	5,212	5,771	-	-	-	(559)
C329	Other manufacturing, n.e.c.	7	66,346	64,581	-	83	-	1,682
C331	Repair of fabricated metal products, machinery and equipment	6	13 793	2 880	10 913	-	-	-

*Continued*



TABLE 4 - *Continued*

2009 PSIC Code	Region/ Industry Description	Number of Establishments	Value of Output					
			Total	Sale of Products and By-Products	Revenue from Industrial Service Done for Others	Sale of Goods Less Cost of Goods Sold	Tangible Fixed Assets Produced on Own Account	Change in Inventory of Finished Products and Work- in-Progress
		(1)	(2)	(3)	(4)	(5)	(6)	(7)
	<b>IX - Zamboanga Peninsula</b>	<b>522</b>	<b>35,873,099</b>	<b>35,224,279</b>	<b>131,747</b>	<b>224,024</b>	<b>439,568</b>	<b>(146,518)</b>
C101	Processing and preserving of meat	6	446,141	445,277	-	611	-	253
C102	Processing and preserving of fish, crustaceans and mollusks	23	7,179,874	6,668,871	-	64,073	438,393	8,537
C103	Processing and preserving of fruits and vegetables	s	s	s	s	s	s	s
C104	Manufacture of vegetable and animal oils and fats	4	10,373,596	10,373,596	-	-	-	-
C105	Manufacture of dairy products	s	s	s	s	s	s	s
C106	Manufacture of grain mill products, starches and starch products	79	336,475	244,110	52,411	39,954	-	-
C107	Manufacture of other food products	244	3,101,098	3,095,798	-	5,830	-	(530)
C108	Manufacture of prepared animal feeds	s	s	s	s	s	s	s
C110	Manufacture of beverages	53	11,021,007	11,019,114	718	-	1,175	-
C142	Custom tailoring and dressmaking	10	14,896	14,896	-	-	-	-
C161	Sawmilling and planing of wood	3	411,555	704,347	-	1,997	-	(294,789)
C162	Manufacture of products of wood, cork, straw and plaiting materials							
C181	Printing and service activities related to printing	33	149,406	68,140	37,050	44,216	-	-
C202	Manufacture of other chemical products, n.e.c.	s	s	s	s	s	s	s
C221	Manufacture of rubber products	5	155,495	155,149	-	-	-	346
C222	Manufacture of plastic products	3	57,855	56,967	-	888	-	-
C231	Manufacture of glass and glass products	12	97,455	92,677	-	4,714	-	63
C239	Manufacture of non-metallic mineral products, n.e.c.							
C241	Manufacture of basic iron and steel	s	s	s	s	s	s	s
C251	Manufacture of structural metal products, tanks, reservoirs and steam generators	s	s	s	s	s	s	s
C259	Manufacture of other fabricated metal products; metal working service activities	5	2,149,750	2,023,300	-	-	-	126,450
C301	Building of ships and boats	s	s	s	s	s	s	s
C310	Manufacture of furniture	13	190,370	117,420	-	56,319	-	16,631
C324	Manufacture of games and toys	7	21,503	2,302	19,200	-	-	1
C329	Other manufacturing, n.e.c.							
C331	Repair of fabricated metal products, machinery and equipment	14	68,184	47,495	17,897	2,792	-	-
	<b>X - Northern Mindanao</b>	<b>774</b>	<b>174,159,909</b>	<b>170,724,807</b>	<b>911,074</b>	<b>2,498,589</b>	<b>1,269,047</b>	<b>(1,243,608)</b>
C101	Processing and preserving of meat	14	598,144	523,745	51,262	32	23,725	(620)
C102	Processing and preserving of fish, crustaceans and mollusks	s	s	s	s	s	s	s
C103	Processing and preserving of fruits and vegetables	12	21,464,580	21,554,919	-	21,327	-	(111,666)
C104	Manufacture of vegetable and animal oils and fats	10	7,881,813	6,393,526	475,027	2,240,134	-	(1,226,874)
C105	Manufacture of dairy products	6	24,862,104	24,867,165	-	328	-	(5,389)

*Continued*

TABLE 4 - *Continued*

2009 PSIC Code	Region/ Industry Description	Number of Establishments	Value of Output					
			Total	Sale of Products and By-Products	Revenue from Industrial Service Done for Others	Sale of Goods Less Cost of Goods Sold	Tangible Fixed Assets Produced on Own Account	Change in Inventory of Finished Products and Work- in-Progress
		(1)	(2)	(3)	(4)	(5)	(6)	(7)
C106	Manufacture of grain mill products, starches and starch products	85	25,231,963	24,885,487	-	158,602	-	187,875
C107	Manufacture of other food products	311	19,066,489	18,024,179	-	37,687	1,172,170	(167,547)
C108	Manufacture of prepared animal feeds	6	197,299	197,526	-	-	-	(227)
C110	Manufacture of beverages	51	36,036,090	35,914,197	600	-	-	121,293
C139	Manufacture of other textiles	s	s	s	s	s	s	s
C141	Manufacture of wearing apparel, except fur apparel	4	50,117	50,005	-	113	-	-
C142	Custom tailoring and dressmaking	25	62,907	49,804	-	13,153	-	(50)
C152	Manufacture of footwear	s	s	s	s	s	s	s
C161	Sawmilling and planing of wood	21	1,228,342	1,221,982	-	-	3,400	2,960
C162	Manufacture of products of wood, cork, straw and plaiting materials	9	211,288	209,348	-	1,492	-	447
C170	Manufacture of paper and paper products	8	5,252,945	5,245,124	-	-	9,608	(1,787)
C181	Printing and service activities related to printing	70	3,560,238	3,440,505	119,733	-	-	-
C192	Manufacture of refined petroleum products	s	s	s	s	s	s	s
C201	Manufacture of basic chemicals	10	20,718,390	20,732,296	-	4,529	25,164	(43,600)
C202	Manufacture of other chemical products, n.e.c.	4	1,793,569	1,776,610	-	2,083	-	14,875
C210	Manufacture of pharmaceuticals, medicinal chemical and botanical products	s	s	s	s	s	s	s
C221	Manufacture of rubber products	s	s	s	s	s	s	s
C222	Manufacture of plastic products	5	167,405	172,609	-	-	-	(5,204)
C231	Manufacture of glass and glass products	27	854,036	847,181	6,856	-	-	-
C239	Manufacture of non-metallic mineral products, n.e.c.							
C241	Manufacture of basic iron and steel	11	3,521,029	3,569,636	-	-	-	(48,608)
C243	Casting of metals	s	s	s	s	s	s	s
C251	Manufacture of structural metal products, tanks, reservoirs and steam generators	5	7,226	7,226	-	-	-	-
C252	Manufacture of weapons and ammunition	s	s	s	s	s	s	s
C259	Manufacture of other fabricated metal products; metal working service activities	11	203,266	52,000	104,466	-	6,000	40,800
C282	Manufacture of special purpose machinery	4	388,444	354,625	4,839	-	28,980	-
C291	Manufacture of motor vehicles	4	14,344	14,344	-	-	-	-
C292	Manufacture of bodies (coachwork) for motor vehicles; manufacture of trailers and semi-trailers	s	s	s	s	s	s	s
C310	Manufacture of furniture	13	201,621	188,541	-	12,344	-	736
C321	Manufacture of jewelry, bijouterie and related articles	3	44,975	44,975	-	-	-	-
C324	Manufacture of games and toys							
C325	Manufacture of medical and dental instruments and supplies							
C329	Other manufacturing, n.e.c.							
C331	Repair of fabricated metal products, machinery and equipment	28	151,770	19,654	126,549	6,766	-	(1,199)

*Continued*

TABLE 4 - *Continued*

2009 PSIC Code	Region/ Industry Description	Number of Establishments	Value of Output					
			Total	Sale of Products and By-Products	Revenue from Industrial Service Done for Others	Sale of Goods Less Cost of Goods Sold	Tangible Fixed Assets Produced on Own Account	Change in Inventory of Finished Products and Work- in-Progress
		(1)	(2)	(3)	(4)	(5)	(6)	(7)
	<b>XI - Davao Region</b>	<b>1,173</b>	<b>143,211,050</b>	<b>132,442,866</b>	<b>497,122</b>	<b>743,488</b>	<b>13,338</b>	<b>9,514,236</b>
C101	Processing and preserving of meat	14	7,485,935	7,317,485	221,324	-	-	(52,874)
C102	Processing and preserving of fish, crustaceans and mollusks	3	49,609	20,667	28,942	-	-	-
C103	Processing and preserving of fruits and vegetables	15	1,442,777	1,229,145	-	2,333	-	211,299
C104	Manufacture of vegetable and animal oils and fats	19	26,783,262	25,429,451	566	-	-	1,353,245
C105	Manufacture of dairy products	3	6,610	6,278	-	39	298	(5)
C106	Manufacture of grain mill products, starches and starch products	70	5,614,176	5,376,286	12,517	199,948	-	25,425
C107	Manufacture of other food products	551	22,110,951	22,245,336	-	6,481	-	(140,866)
C108	Manufacture of prepared animal feeds	11	1,867,835	1,724,723	-	143,149	-	(37)
C110	Manufacture of beverages	64	29,356,581	21,735,337	59	-	-	7,621,185
C120	Manufacture of tobacco products	s	s	s	s	s	s	s
C131	Spinning, weaving and finishing of textiles	4	35,597	30,737	4,045	-	-	815
C139	Manufacture of other textiles	9	134,000	132,100	8,750	-	-	(6,850)
C141	Manufacture of wearing apparel, except fur apparel	4	9,516	9,516	-	-	-	-
C142	Custom tailoring and dressmaking	53	331,710	308,532	17,046	6,188	-	(56)
C152	Manufacture of footwear	4	12,066	10,374	250	1,842	-	(400)
C161	Sawmilling and planing of wood	22	1,024,075	989,095	-	38,092	-	(3,112)
C162	Manufacture of products of wood, cork, straw and plaiting materials							
C170	Manufacture of paper and paper products	13	8,954,125	8,896,691	-	-	-	57,434
C181	Printing and service activities related to printing	78	5,781,628	5,733,379	-	-	-	48,249
C192	Manufacture of refined petroleum products	s	s	s	s	s	s	s
C201	Manufacture of basic chemicals	11	1,060,558	1,051,847	-	-	13,040	(4,329)
C202	Manufacture of other chemical products, n.e.c.	17	5,905,334	5,803,478	-	-	-	101,856
C210	Manufacture of pharmaceuticals, medicinal chemical and botanical products	4	66,731	67,151	-	-	-	(420)
C221	Manufacture of rubber products	4	412,959	413,400	-	-	-	(441)
C222	Manufacture of plastic products	28	6,003,405	5,743,589	8,112	331,399	-	(79,695)
C231	Manufacture of glass and glass products	4	44,998	31,905	13,093	-	-	-
C239	Manufacture of non-metallic mineral products, n.e.c.	20	7,501,679	7,443,338	-	-	-	58,341
C241	Manufacture of basic iron and steel	17	552,695	552,638	-	167	-	(109)
C242	Manufacture of basic precious and other non-ferrous metals	4	395,399	461,388	-	-	-	(65,990)
C243	Casting of metals	s	s	s	s	s	s	s
C251	Manufacture of structural metal products, tanks, reservoirs and steam generators	12	5,140,129	5,090,238	45,248	3,270	-	1,373
C252	Manufacture of weapons and ammunition	s	s	s	s	s	s	s
C259	Manufacture of other fabricated metal products; metal working service activities	23	1,751,795	1,615,968	-	-	-	135,827

*Continued*

TABLE 4 - Continued

2009 PSIC Code	Region/ Industry Description	Number of Establishments	Value of Output					
			Total	Sale of Products and By-Products	Revenue from Industrial Service Done for Others	Sale of Goods Less Cost of Goods Sold	Tangible Fixed Assets Produced on Own Account	Change in Inventory of Finished Products and Work- in-Progress
		(1)	(2)	(3)	(4)	(5)	(6)	(7)
C265	Manufacture of measuring, testing, navigating and control equipment; watches and clocks	s	s	s	s	s	s	s
C275	Manufacture of domestic appliances	s	s	s	s	s	s	s
C279	Manufacture of other electrical equipment	s	s	s	s	s	s	s
C281	Manufacture of general purpose machinery	3	32,868	31,883	-	1,064	-	(78)
C282	Manufacture of special purpose machinery	6	13,619	13,619	-	-	-	-
C291	Manufacture of motor vehicles	s	s	s	s	s	s	s
C293	Manufacture of parts and accessories for motor vehicles	s	s	s	s	s	s	s
C301	Building of ships and boats	}	3	889,506	-	-	-	-
C309	Manufacture of transport equipment, n.e.c.							
C310	Manufacture of furniture	27	1,451,962	1,198,663	2,400	9,056	-	241,842
C321	Manufacture of jewelry, bijouterie and related articles	s	s	s	s	s	s	s
C329	Other manufacturing, n.e.c.	6	111,647	109,414	814	309	-	1,110
C331	Repair of fabricated metal products, machinery and equipment	37	199,470	65,362	133,956	152	-	-
	<b>XII - SOCCSKSARGEN</b>	<b>629</b>	<b>60,786,037</b>	<b>59,790,850</b>	<b>458,765</b>	<b>583,313</b>	<b>13,080</b>	<b>(59,971)</b>
C101	Processing and preserving of meat	9	1,267,668	1,175,230	2,404	-	13,057	76,977
C102	Processing and preserving of fish, crustaceans and mollusks	24	24,639,610	24,588,206	3,312	18,390	-	29,702
C103	Processing and preserving of fruits and vegetables	3	7,671,732	7,671,732	-	-	-	-
C104	Manufacture of vegetable and animal oils and fats	5	5,029,305	4,810,414	-	501,522	-	(282,630)
C105	Manufacture of dairy products	s	s	s	s	s	s	s
C106	Manufacture of grain mill products, starches and starch products	110	7,723,413	7,688,230	-	36,711	-	(1,528)
C107	Manufacture of other food products	203	4,031,568	4,025,259	-	7,368	-	(1,060)
C108	Manufacture of prepared animal feeds	5	376,410	367,271	-	-	-	9,139
C110	Manufacture of beverages	37	62,456	62,456	-	-	-	-
C131	Spinning, weaving and finishing of textiles	}	3	48,624	-	185	-	(192)
C139	Manufacture of other textiles							
C141	Manufacture of wearing apparel, except fur apparel	4	15,185	14,754	488	-	-	(58)
C142	Custom tailoring and dressmaking	8	6,246	6,227	-	-	-	18
C152	Manufacture of footwear	s	s	s	s	s	s	s
C161	Sawmilling and planing of wood	3	53,678	53,294	-	300	23	61
C162	Manufacture of products of wood, cork, straw and plaiting materials	5	107,564	107,651	-	-	-	(87)
C170	Manufacture of paper and paper products	s	s	s	s	s	s	s
C181	Printing and service activities related to printing	70	2,141,080	2,151,854	-	-	-	(10,774)
C192	Manufacture of refined petroleum products	s	s	s	s	s	s	s
C201	Manufacture of basic chemicals	4	113,639	113,639	-	-	-	-
C202	Manufacture of other chemical products, n.e.c.	5	91,688	64,850	26,838	-	-	-

Continued

TABLE 4 - *Continued*

2009 PSIC Code	Region/ Industry Description	Number of Establishments	Value of Output					
			Total	Sale of Products and By-Products	Revenue from Industrial Service Done for Others	Sale of Goods Less Cost of Goods Sold	Tangible Fixed Assets Produced on Own Account	Change in Inventory of Finished Products and Work- in-Progress
		(1)	(2)	(3)	(4)	(5)	(6)	(7)
C210	Manufacture of pharmaceuticals, medicinal chemical and botanical products	s	s	s	s	s	s	s
C221	Manufacture of rubber products	5	154,352	148,473	-	5,278	-	601
C222	Manufacture of plastic products	s	s	s	s	s	s	s
C231	Manufacture of glass and glass products	20	676,369	676,174	100	-	-	95
C239	Manufacture of non-metallic mineral products, n.e.c.							
C241	Manufacture of basic iron and steel	4	20,320	20,320	-	-	-	-
C243	Casting of metals	s	s	s	s	s	s	s
C251	Manufacture of structural metal products, tanks, reservoirs and steam generators	4	145,697	146,113	167	-	-	(583)
C259	Manufacture of other fabricated metal products; metal working service activities	38	3,950,661	3,829,763	213	971	-	119,713
C282	Manufacture of special purpose machinery	4	6,682	4,415	1,563	95	-	610
C301	Building of ships and boats	3	168,198	205	167,993	-	-	-
C309	Manufacture of transport equipment, n.e.c.							
C310	Manufacture of furniture	11	209,939	220,591	-	420	-	(11,072)
C323	Manufacture of sports goods	s	s	s	s	s	s	s
C331	Repair of fabricated metal products, machinery and equipment	31	1,151,046	893,764	248,856	8,425	-	-
	<b>XIII - Caraga</b>	<b>440</b>	<b>32,998,851</b>	<b>26,940,279</b>	<b>993,070</b>	<b>4,769,244</b>	<b>13,168</b>	<b>283,090</b>
C101	Processing and preserving of meat	4	66,380	-	66,380	-	-	-
C102	Processing and preserving of fish, crustaceans and mollusks	s	s	s	s	s	s	s
C103	Processing and preserving of fruits and vegetables	s	s	s	s	s	s	s
C104	Manufacture of vegetable and animal oils and fats	5	1,609,516	1,673,451	45,185	-	-	(109,120)
C106	Manufacture of grain mill products, starches and starch products	49	159,090	22,200	136,890	-	-	-
C107	Manufacture of other food products	185	1,259,426	1,239,477	-	-	-	19,949
C108	Manufacture of prepared animal feeds	s	s	s	s	s	s	s
C110	Manufacture of beverages	71	190,519	178,316	11,207	995	-	-
C139	Manufacture of other textiles	s	s	s	s	s	s	s
C142	Custom tailoring and dressmaking	9	2,807	1,958	720	107	-	22
C152	Manufacture of footwear	s	s	s	s	s	s	s
C161	Sawmilling and planing of wood	5	55,817	46,934	3,337	1,370	-	4,175
C162	Manufacture of products of wood, cork, straw and plaiting materials	10	1,606,535	1,298,364	-	9,095	-	299,076
C181	Printing and service activities related to printing	33	91,224	87,899	2,375	-	-	950
C199	Manufacture of other fuel products	s	s	s	s	s	s	s
C201	Manufacture of basic chemicals	5	647,116	642,554	-	-	-	4,562
C202	Manufacture of other chemical products, n.e.c.							
C221	Manufacture of rubber products	s	s	s	s	s	s	s

*Continued*

TABLE 4 - *Concluded*

2009 PSIC Code	Region/ Industry Description	Number of Establishments	Value of Output					
			Total	Sale of Products and By-Products	Revenue from Industrial Service Done for Others	Sale of Goods Less Cost of Goods Sold	Tangible Fixed Assets Produced on Own Account	Change in Inventory of Finished Products and Work- in-Progress
		(1)	(2)	(3)	(4)	(5)	(6)	(7)
C231	Manufacture of glass and glass products	14	5,358,959	5,299,827	-	5,063	-	54,069
C239	Manufacture of non-metallic mineral products, n.e.c.							
C241	Manufacture of basic iron and steel							
C242	Manufacture of basic precious and other non-ferrous metals	3	20,893,460	15,664,470	477,241	4,751,748	-	-
C251	Manufacture of structural metal products, tanks, reservoirs and steam generators							
C259	Manufacture of other fabricated metal products; metal working service activities							
C282	Manufacture of special purpose machinery	s	s	s	s	s	s	s
C301	Building of ships and boats	s	s	s	s	s	s	s
C309	Manufacture of transport equipment, n.e.c.	s	s	s	s	s	s	s
C310	Manufacture of furniture	10	81,813	69,408	-	338	-	12,068
C321	Manufacture of jewelry, bijouterie and related articles	4	3,527	3,527	-	-	-	-
C324	Manufacture of games and toys	3	22,610	22,767	-	-	-	(157)
C329	Other manufacturing, n.e.c.							
C331	Repair of fabricated metal products, machinery and equipment							
		10	256,544	-	243,376	-	13,168	-
	<b>Autonomous Region in Muslim Mindanao</b>	<b>57</b>	<b>2,900,799</b>	<b>2,937,596</b>	<b>-</b>	<b>21,339</b>	<b>2,578</b>	<b>(60,714)</b>
C101	Processing and preserving of meat	s	s	s	s	s	s	s
C104	Manufacture of vegetable and animal oils and fats	s	s	s	s	s	s	s
C106	Manufacture of grain mill products, starches and starch products	21	2,316,941	2,282,525	-	111	1,867	32,439
C107	Manufacture of other food products	18	24,883	24,982	-	259	211	(568)
C108	Manufacture of prepared animal feeds	s	s	s	s	s	s	s
C110	Manufacture of beverages	7	5,925	5,925	-	-	-	-
C142	Custom tailoring and dressmaking	s	s	s	s	s	s	s
C221	Manufacture of rubber products	s	s	s	s	s	s	s
C239	Manufacture of non-metallic mineral products, n.e.c.	s	s	s	s	s	s	s
C301	Building of ships and boats	s	s	s	s	s	s	s
C310	Manufacture of furniture	s	s	s	s	s	s	s

- zero value

() Negative value

} Combined data

s Suppressed data

Notes: Values are in thousand pesos, except number of establishments.

Details may not add-up to total due to rounding and/or statistical disclosure control.

Source: Philippine Statistics Authority, 2019 Annual Survey of Philippine Business and Industry (Final Results)

Table 5.1. Number of Establishments and Expense by Type for Manufacturing Establishments by Region and Industry Group: Philippines, 2019

2009 PSIC Code	Region/ Industry Description	Number of Establishments	Expense				
			Total	Raw Materials Used	Total Compensation	Cost of Goods Sold	Overhead, General Administrative and Other Operating Expense
		(1)	(2)	(3)	(4)	(5)	(6)
	Philippines	24,270	5,408,021,383	3,248,269,884	381,985,199	207,566,803	1,570,199,497
C101	Processing and preserving of meat	294	139,724,144	52,879,308	6,746,714	54,948,649	25,149,474
C102	Processing and preserving of fish, crustaceans and mollusks	225	49,849,811	34,167,291	3,035,741	2,273,380	10,373,399
C103	Processing and preserving of fruits and vegetables	144	49,246,431	25,935,490	5,204,939	1,878,097	16,227,904
C104	Manufacture of vegetable and animal oils and fats	136	118,014,691	77,764,675	3,255,532	16,473,754	20,520,730
C105	Manufacture of dairy products	89	202,302,632	98,647,400	6,951,943	57,319	96,645,970
C106	Manufacture of grain mill products, starches and starch products	1,218	162,074,879	112,644,166	5,118,933	15,746,416	28,565,363
C107	Manufacture of other food products	7,739	322,987,641	173,866,540	33,388,857	2,001,721	113,730,523
C108	Manufacture of prepared animal feeds	196	104,748,085	81,643,513	4,818,094	4,005,516	14,280,963
C110	Manufacture of beverages	2,637	393,573,697	192,831,273	15,682,474	7,047,348	178,012,603
C120	Manufacture of tobacco products	19	89,144,707	15,452,362	4,962,758	258,149	68,471,438
C131	Spinning, weaving and finishing of textiles	109	11,453,691	5,625,382	1,380,398	933,807	3,514,103
C139	Manufacture of other textiles	254	30,683,114	20,421,431	3,844,252	1,184,504	5,232,927
C141	Manufacture of wearing apparel, except fur apparel	849	61,137,444	21,545,599	21,736,242	208,036	17,647,568
C142	Custom tailoring and dressmaking	500	3,650,252	2,198,800	695,508	63,614	692,329
C143	Manufacture of knitted and crocheted apparel	19	2,517,721	1,100,343	398,717	40,791	977,870
C151	Tanning and dressing of leather; manufacture of luggage and handbags	46	4,226,129	1,432,192	2,086,944	237	706,756
C152	Manufacture of footwear	148	18,747,795	12,460,046	2,215,559	226,760	3,845,430
C161	Sawmilling and planing of wood	48	2,376,946	1,580,610	205,076	98,892	492,367
C162	Manufacture of products of wood, cork, straw and plaiting materials	290	47,698,503	35,141,660	2,716,911	1,360,992	8,478,940
C170	Manufacture of paper and paper products	361	131,178,224	84,825,569	8,898,374	2,426,094	35,028,187
C181	Printing and service activities related to printing	2,113	82,767,104	53,575,429	10,587,490	518,943	18,085,243
C182	Reproduction of recorded media	6	280,941	92,283	12,498	-	176,161
C192	Manufacture of refined petroleum products	26	466,361,934	366,158,327	7,607,224	117	92,596,266
C199	Manufacture of other fuel products	7	1,066,543	656,113	155,584	-	254,847
C201	Manufacture of basic chemicals	196	158,727,757	105,074,266	5,459,107	6,554,787	41,639,596
C202	Manufacture of other chemical products, n.e.c.	390	105,881,480	62,609,384	9,652,453	5,350,597	28,269,047
C203	Manufacture of man-made fibers	3	239,026	128,792	37,938	-	72,295
C210	Manufacture of pharmaceuticals, medicinal chemical and botanical products	121	28,134,361	16,465,190	2,332,145	22	9,337,004
C221	Manufacture of rubber products	147	38,700,788	17,897,935	4,236,728	3,961,521	12,604,604
C222	Manufacture of plastic products	820	160,083,466	94,337,365	17,547,337	6,304,114	41,894,650
C231	Manufacture of glass and glass products	92	19,218,901	5,264,822	2,297,148	78,914	11,578,017
C239	Manufacture of non-metallic mineral products, n.e.c.	654	182,545,425	84,810,161	10,294,893	3,117,062	84,323,309
C241	Manufacture of basic iron and steel	299	242,979,890	147,948,021	6,058,876	2,568,568	86,404,425
C242	Manufacture of basic precious and other non-ferrous metals	33	88,741,670	23,293,638	1,798,726	12,613,936	51,035,370

Continued

TABLE 5.1 - *Continued*

2009 PSIC Code	Region/ Industry Description	Number of Establishments	Expense				
			Total	Raw Materials Used	Total Compensation	Cost of Goods Sold	Overhead, General Administrative and Other Operating Expense
		(1)	(2)	(3)	(4)	(5)	(6)
C243	Casting of metals	52	10,777,031	6,474,327	998,230	113,579	3,190,895
C251	Manufacture of structural metal products, tanks, reservoirs and steam generators	428	177,343,897	109,925,500	10,263,656	1,360,748	55,793,994
C252	Manufacture of weapons and ammunition	14	2,985,118	1,633,722	527,345	-	824,051
C259	Manufacture of other fabricated metal products; metal working service activities	761	116,979,526	69,466,679	16,339,059	346,528	30,827,261
C261	Manufacture of electronic components	145	513,173,678	316,845,426	52,188,691	438,039	143,701,521
C262	Manufacture of computers and peripheral equipment and accessories	32	43,294,952	27,314,723	4,864,193	-	11,116,035
C263	Manufacture of communication equipment	12	7,609,149	4,161,659	1,348,674	-	2,098,817
C264	Manufacture of consumer electronics	18	14,261,183	10,666,333	1,091,991	59,438	2,443,420
C265	Manufacture of measuring, testing, navigating and control equipment; watches and clocks	21	6,103,952	3,382,502	1,113,654	409,111	1,198,684
C267	Manufacture of optical instruments and photographic equipment	21	18,944,729	12,415,081	2,245,562	1,805	4,282,280
C271	Manufacture of electric motors, generators, transformers and electricity distribution and control apparatus	56	20,038,817	11,915,498	2,685,527	229,785	5,208,007
C272	Manufacture of batteries and accumulators	11	21,674,430	13,756,622	1,757,544	-	6,160,263
C273	Manufacture of wiring and wiring devices	57	30,013,026	22,319,074	3,051,683	497,875	4,144,394
C274	Manufacture of electric lighting equipment	38	9,464,619	5,764,827	1,142,895	12,111	2,544,787
C275	Manufacture of domestic appliances	44	10,459,677	7,918,617	699,249	63,233	1,778,578
C279	Manufacture of other electrical equipment	24	6,652,518	3,535,974	1,554,350	9,159	1,553,034
C281	Manufacture of general purpose machinery	132	79,986,202	48,322,238	4,557,723	10,435,908	16,670,334
C282	Manufacture of special purpose machinery	210	33,431,364	14,992,204	4,369,083	1,738,767	12,331,310
C291	Manufacture of motor vehicles	41	197,700,449	177,771,367	4,645,231	316,273	14,967,578
C292	Manufacture of bodies (coachwork) for motor vehicles; manufacture of trailers and semi-trailers	27	4,434,015	3,035,287	345,204	7,937	1,045,587
C293	Manufacture of parts and accessories for motor vehicles	115	222,815,993	156,160,731	19,868,791	3,560,769	43,225,702
C301	Building of ships and boats	32	8,425,571	4,002,573	524,136	420,413	3,478,449
C303	Manufacture of air and spacecraft and related machinery	9	40,097,900	20,354,380	8,472,084	656,804	10,614,633
C309	Manufacture of transport equipment, n.e.c.	73	111,937,292	65,922,111	3,227,501	20,008,235	22,779,444
C310	Manufacture of furniture	717	62,939,051	33,469,799	6,836,390	12,843,499	9,789,362
C321	Manufacture of jewelry, bijouterie and related articles	77	1,986,570	596,737	790,404	412	599,017
C322	Manufacture of musical instruments	3	33,069	7,426	11,918	796	12,929
C323	Manufacture of sports goods	23	4,423,024	2,659,229	977,597	37,379	748,819
C324	Manufacture of games and toys	31	2,738,383	1,516,307	780,837	(836)	442,076
C325	Manufacture of medical and dental instruments and supplies	48	45,043,684	31,639,557	5,244,611	(1,250)	8,160,766
C329	Other manufacturing, n.e.c.	214	11,716,659	8,008,378	1,564,023	5,508	2,138,750
C331	Repair of fabricated metal products, machinery and equipment	551	49,146,307	21,623,225	6,403,480	1,692,126	19,427,476
C332	Installation of industrial machinery and equipment	8	323,727	216,392	71,773	-	35,562

*Continued*



TABLE 5.1 - *Continued*

2009 PSIC Code	Region/ Industry Description	Number of Establishments	Expense				
			Total	Raw Materials Used	Total Compensation	Cost of Goods Sold	Overhead, General Administrative and Other Operating Expense
		(1)	(2)	(3)	(4)	(5)	(6)
	<b>National Capital Region</b>	<b>6,369</b>	<b>1,219,256,559</b>	<b>687,353,576</b>	<b>92,431,659</b>	<b>40,221,650</b>	<b>399,249,674</b>
C101	Processing and preserving of meat	37	16,309,900	9,187,479	1,521,002	111,597	5,489,822
C102	Processing and preserving of fish, crustaceans and mollusks	38	6,006,050	4,298,457	364,476	615,851	727,266
C103	Processing and preserving of fruits and vegetables	42	4,379,141	2,390,585	485,884	501,277	1,001,395
C104	Manufacture of vegetable and animal oils and fats	18	34,046,805	30,891,446	367,521	-	2,787,838
C105	Manufacture of dairy products	26	84,553,639	38,505,810	3,314,265	7,453	42,726,110
C106	Manufacture of grain mill products, starches and starch products	18	51,305,541	39,833,147	1,251,494	-	10,220,900
C107	Manufacture of other food products	1,093	94,858,968	40,470,948	8,641,421	327,124	45,419,475
C108	Manufacture of prepared animal feeds	12	7,290,085	5,951,183	238,706	284,817	815,379
C110	Manufacture of beverages	628	53,239,884	24,678,276	1,787,811	374,291	26,399,506
C120	Manufacture of tobacco products	6	62,938,039	10,968,444	3,354,290	-	48,615,304
C131	Spinning, weaving and finishing of textiles	42	7,476,734	4,690,300	766,178	916,984	1,103,272
C139	Manufacture of other textiles	128	16,480,104	12,846,252	1,321,266	720,973	1,591,614
C141	Manufacture of wearing apparel, except fur apparel	362	18,182,977	7,906,369	5,060,355	207,683	5,008,570
C142	Custom tailoring and dressmaking	156	2,593,942	1,723,805	429,452	-	440,684
C143	Manufacture of knitted and crocheted apparel	15	1,841,590	767,844	213,797	40,791	819,157
C151	Tanning and dressing of leather; manufacture of luggage and handbags	28	1,284,429	984,780	98,656	-	200,992
C152	Manufacture of footwear	78	9,623,429	7,632,000	574,279	222,352	1,194,798
C161	Sawmilling and planing of wood	9	182,429	92,592	39,482	-	50,354
C162	Manufacture of products of wood, cork, straw and plaiting materials	49	2,477,890	877,788	324,245	557,657	718,200
C170	Manufacture of paper and paper products	205	76,451,314	47,227,037	5,200,930	2,316,926	21,706,421
C181	Printing and service activities related to printing	999	41,118,112	26,869,613	5,953,809	-	8,294,690
C182	Reproduction of recorded media	4	23,268	12,063	2,219	-	8,987
C192	Manufacture of refined petroleum products	10	2,118,140	1,569,256	198,933	-	349,950
C199	Manufacture of other fuel products						
C201	Manufacture of basic chemicals	66	50,342,797	27,830,843	3,248,351	3,584,365	15,679,238
C202	Manufacture of other chemical products, n.e.c.	198	54,398,425	25,164,785	4,642,324	5,059,402	19,531,914
C203	Manufacture of man-made fibers						
C210	Manufacture of pharmaceuticals, medicinal chemical and botanical products	47	7,290,368	4,534,899	580,334	-	2,175,135
C221	Manufacture of rubber products	69	14,697,078	6,157,540	1,302,588	3,917,649	3,319,302
C222	Manufacture of plastic products	439	73,951,618	46,941,643	8,778,133	1,825,072	16,406,770
C231	Manufacture of glass and glass products	29	2,144,826	1,075,308	761,649	-	307,869
C239	Manufacture of non-metallic mineral products, n.e.c.	89	25,671,385	14,533,715	1,994,803	782,925	8,359,942
C241	Manufacture of basic iron and steel	100	106,620,989	79,171,318	2,150,659	2,127,938	23,171,074
C242	Manufacture of basic precious and other non-ferrous metals	6	4,091,664	3,284,821	205,639	216,808	384,396
C243	Casting of metals	20	301,804	147,308	59,614	-	94,881

*Continued*

TABLE 5.1 - *Continued*

2009 PSIC Code	Region/ Industry Description	Number of Establishments	Expense				
			Total	Raw Materials Used	Total Compensation	Cost of Goods Sold	Overhead, General Administrative and Other Operating Expense
C251	Manufacture of structural metal products, tanks, reservoirs and steam generators	208	79,904,056	35,882,673	4,502,447	1,145,773	38,373,163
C252	Manufacture of weapons and ammunition	10	2,874,330	1,581,186	482,857	-	810,287
C259	Manufacture of other fabricated metal products; metal working service activities	282	37,186,250	21,936,068	5,127,631	227,205	9,895,345
C261	Manufacture of electronic components	14	20,532,144	7,606,189	4,890,109	1,156	8,034,690
C262	Manufacture of computers and peripheral equipment and accessories	3	158,423	27,163	64,475	-	66,785
C263	Manufacture of communication equipment						
C264	Manufacture of consumer electronics	5	237,796	31,526	76,207	58,938	71,126
C265	Manufacture of measuring, testing, navigating and control equipment; watches and clocks	9	2,210,515	1,597,552	254,504	213,063	145,396
C267	Manufacture of optical instruments and photographic equipment						
C271	Manufacture of electric motors, generators, transformers and electricity distribution and control apparatus	19	1,851,596	1,245,106	213,576	226,409	166,506
C272	Manufacture of batteries and accumulators	4	10,039,788	6,455,237	734,963	-	2,849,588
C273	Manufacture of wiring and wiring devices	22	5,616,142	4,322,511	261,858	-	1,031,773
C274	Manufacture of electric lighting equipment	12	448,406	298,953	51,714	5,170	92,570
C275	Manufacture of domestic appliances	20	3,354,408	2,766,142	300,144	-	288,123
C279	Manufacture of other electrical equipment	s	s	s	s	s	s
C281	Manufacture of general purpose machinery	59	20,742,048	16,896,894	1,029,802	-	2,815,352
C282	Manufacture of special purpose machinery	75	5,553,606	2,563,034	1,019,457	112,286	1,858,830
C291	Manufacture of motor vehicles	13	598,748	334,091	85,923	100,107	78,627
C292	Manufacture of bodies (coachwork) for motor vehicles; manufacture of trailers and semi-trailers	7	412,116	214,305	88,209	-	109,603
C293	Manufacture of parts and accessories for motor vehicles	22	18,785,121	12,331,782	795,264	-	5,658,076
C301	Building of ships and boats	10	760,092	14,067	67,077	420,413	258,536
C303	Manufacture of air and spacecraft and related machinery	27	18,459,038	13,616,268	1,359,451	565,890	2,917,429
C309	Manufacture of transport equipment, n.e.c.						
C310	Manufacture of furniture	203	39,638,647	20,781,288	2,411,338	12,416,455	4,029,566
C321	Manufacture of jewelry, bijouterie and related articles	14	156,142	66,952	40,878	-	48,312
C322	Manufacture of musical instruments	s	s	s	s	s	s
C323	Manufacture of sports goods	6	498,564	149,821	219,061	-	129,681
C324	Manufacture of games and toys	12	352,513	195,920	86,713	(1,009)	70,889
C325	Manufacture of medical and dental instruments and supplies	18	938,782	361,543	388,450	7,597	181,192
C329	Other manufacturing, n.e.c.	69	7,463,128	5,983,744	605,448	-	873,936
C331	Repair of fabricated metal products, machinery and equipment	147	5,392,680	549,151	1,784,731	-	3,058,798
C332	Installation of industrial machinery and equipment	s	s	s	s	s	

*Continued*

TABLE 5.1 - *Continued*

2009 PSIC Code	Region/ Industry Description	Number of Establishments	Expense					
			Total	Raw Materials Used	Total Compensation	Cost of Goods Sold	Overhead, General Administrative and Other Operating Expense	
		(1)	(2)	(3)	(4)	(5)	(6)	
	<b>Cordillera Administrative Region</b>	<b>316</b>	<b>100,761,473</b>	<b>83,034,198</b>	<b>3,812,101</b>	<b>120,551</b>	<b>13,794,623</b>	
C101	Processing and preserving of meat	s	s	s	s	s	s	
C103	Processing and preserving of fruits and vegetables	3	375,163	224,338	50,199	-	100,627	
C105	Manufacture of dairy products	s	s	s	s	s	s	
C106	Manufacture of grain mill products, starches and starch products	37	4,367	864	1,745	-	1,759	
C107	Manufacture of other food products	110	1,724,323	1,181,033	254,992	-	288,298	
C110	Manufacture of beverages	50	79,780	23,427	20,276	-	36,078	
C131	Spinning, weaving and finishing of textiles	}	16	167,828	42,542	68,077	12,689	44,518
C139	Manufacture of other textiles							
C141	Manufacture of wearing apparel, except fur apparel	s	s	s	s	s	s	
C142	Custom tailoring and dressmaking	20	16,349	1,338	11,032	-	3,979	
C162	Manufacture of products of wood, cork, straw and plaiting materials	s	s	s	s	s	s	
C170	Manufacture of paper and paper products	s	s	s	s	s	s	
C181	Printing and service activities related to printing	38	343,963	116,264	36,725	105,500	85,474	
C201	Manufacture of basic chemicals	s	s	s	s	s	s	
C202	Manufacture of other chemical products, n.e.c.	s	s	s	s	s	s	
C221	Manufacture of rubber products	}	5	240,607	146,561	49,785	1	44,259
C222	Manufacture of plastic products							
C231	Manufacture of glass and glass products	s	s	s	s	s	s	
C239	Manufacture of non-metallic mineral products, n.e.c.	s	s	s	s	s	s	
C241	Manufacture of basic iron and steel	s	s	s	s	s	s	
C242	Manufacture of basic precious and other non-ferrous metals	s	s	s	s	s	s	
C251	Manufacture of structural metal products, tanks, reservoirs and steam generators	4	6,278	2,340	2,856	-	1,082	
C259	Manufacture of other fabricated metal products; metal working service activities	5	3,316	225	734	1,902	455	
C261	Manufacture of electronic components	4	81,588,808	69,424,082	1,700,076	-	10,464,650	
C281	Manufacture of general purpose machinery	}	3	26,841	4,166	5,510	-	17,165
C282	Manufacture of special purpose machinery							
C303	Manufacture of air and spacecraft and related machinery	s	s	s	s	s	s	
C310	Manufacture of furniture	s	s	s	s	s	s	
C321	Manufacture of jewelry, bijouterie and related articles	s	s	s	s	s	s	
C331	Repair of fabricated metal products, machinery and equipment	4	4,054	1,501	1,213	-	1,340	
	<b>I - Ilocos Region</b>	<b>746</b>	<b>42,023,291</b>	<b>24,910,193</b>	<b>2,299,573</b>	<b>1,308,606</b>	<b>13,504,919</b>	
C101	Processing and preserving of meat	14	2,162,912	1,419,860	117,260	-	625,793	
C102	Processing and preserving of fish, crustaceans and mollusks	15	10,031	3,920	4,526	-	1,585	

*Continued*

TABLE 5.1 - *Continued*

2009 PSIC Code	Region/ Industry Description	Number of Establishments	Expense				
			Total	Raw Materials Used	Total Compensation	Cost of Goods Sold	Overhead, General Administrative and Other Operating Expense
			(1)	(2)	(3)	(4)	(5)
C103	Processing and preserving of fruits and vegetables	s	s	s	s	s	s
C105	Manufacture of dairy products	s	s	s	s	s	s
C106	Manufacture of grain mill products, starches and starch products	61	6,441,150	4,653,330	328,486	46,086	1,413,247
C107	Manufacture of other food products	274	2,630,848	2,050,946	205,614	52,181	322,108
C108	Manufacture of prepared animal feeds	4	130,273	24,746	47,979	-	57,549
C110	Manufacture of beverages	126	10,927,130	3,072,353	1,044,279	905,260	5,905,238
C120	Manufacture of tobacco products	3	826,752	356,615	47,783	255,648	166,705
C131	Spinning, weaving and finishing of textiles	6	9,953	2,899	694	3,152	3,208
C141	Manufacture of wearing apparel, except fur apparel	3	6,410	5,013	948	-	449
C142	Custom tailoring and dressmaking	9	19,885	13,078	3,104	-	3,702
C162	Manufacture of products of wood, cork, straw and plaiting materials	12	10,426	2,618	3,376	-	4,432
C170	Manufacture of paper and paper products	s	s	s	s	s	s
C181	Printing and service activities related to printing	62	473,088	325,000	35,980	33,856	78,252
C201	Manufacture of basic chemicals	7	7,363,078	6,867,634	43,867	30	451,548
C202	Manufacture of other chemical products, n.e.c.						
C210	Manufacture of pharmaceuticals, medicinal chemical and botanical products						
C221	Manufacture of rubber products	s	s	s	s	s	s
C222	Manufacture of plastic products	s	s	s	s	s	s
C239	Manufacture of non-metallic mineral products, n.e.c.	26	8,393,595	4,253,226	209,112	-	3,931,257
C241	Manufacture of basic iron and steel	6	328,275	186,492	41,520	-	100,263
C251	Manufacture of structural metal products, tanks, reservoirs and steam generators	11	892,516	807,505	28,422	-	56,589
C259	Manufacture of other fabricated metal products; metal working service activities	17	18,793	11,912	2,329	281	4,271
C282	Manufacture of special purpose machinery	5	9,585	1,781	2,156	2,190	3,458
C292	Manufacture of bodies (coachwork) for motor vehicles; }	6	28,503	3,132	6,205	7,837	11,330
	manufacture of trailers and semi-trailers }						
C293	Manufacture of parts and accessories for motor vehicles }						
C309	Manufacture of transport equipment, n.e.c.	s	s	s	s	s	s
C310	Manufacture of furniture	36	137,818	39,390	50,538	1,855	46,036
C321	Manufacture of jewelry, bijouterie and related articles }	16	292,260	230,781	7,922	230	53,328
C324	Manufacture of games and toys }						
C329	Other manufacturing, n.e.c. }						
C331	Repair of fabricated metal products, machinery and equipment	21	331,184	271,423	18,286	-	41,475
	<b>II - Cagayan Valley</b>	<b>403</b>	<b>20,071,610</b>	<b>11,113,540</b>	<b>1,913,719</b>	<b>1,702,922</b>	<b>5,341,430</b>
C101	Processing and preserving of meat	4	168,192	90,852	36,892	5,818	34,631

*Continued*

TABLE 5.1 - *Continued*

2009 PSIC Code	Region/ Industry Description	Number of Establishments	Expense				
			Total	Raw Materials Used	Total Compensation	Cost of Goods Sold	Overhead, General Administrative and Other Operating Expense
		(1)	(2)	(3)	(4)	(5)	(6)
C102	Processing and preserving of fish, crustaceans and mollusks	s	s	s	s	s	s
C103	Processing and preserving of fruits and vegetables	3	5,394	3,032	1,403	373	585
C105	Manufacture of dairy products	s	s	s	s	s	s
C106	Manufacture of grain mill products, starches and starch products	39	2,407,467	1,318,594	126,323	289,236	673,315
C107	Manufacture of other food products	194	4,386,949	2,779,860	684,704	233,047	689,338
C108	Manufacture of prepared animal feeds	5	163,652	70,059	26,628	3,577	63,389
C110	Manufacture of beverages	46	8,487,243	5,237,694	355,075	-	2,894,474
C120	Manufacture of tobacco products	s	s	s	s	s	s
C131	Spinning, weaving and finishing of textiles	s	s	s	s	s	s
C139	Manufacture of other textiles	s	s	s	s	s	s
C142	Custom tailoring and dressmaking	7	10,354	4,369	4,479	-	1,506
C162	Manufacture of products of wood, cork, straw and plaiting materials	3	6,091	3,963	983	-	1,146
C181	Printing and service activities related to printing	37	250,958	111,748	88,144	12,802	38,264
C182	Reproduction of recorded media	s	s	s	s	s	s
C192	Manufacture of refined petroleum products	s	s	s	s	s	s
C199	Manufacture of other fuel products	s	s	s	s	s	s
C201	Manufacture of basic chemicals	s	s	s	s	s	s
C231	Manufacture of glass and glass products	15	143,034	92,539	20,841	5,772	23,883
C239	Manufacture of non-metallic mineral products, n.e.c.						
C251	Manufacture of structural metal products, tanks, reservoirs and steam generators	4	99,798	76,864	5,095	15,814	2,025
C259	Manufacture of other fabricated metal products; metal working service activities	9	36,224	23,503	4,662	4,989	3,071
C282	Manufacture of special purpose machinery	3	1,948,534	115,706	128,440	1,027,185	677,203
C310	Manufacture of furniture	13	76,590	36,424	13,268	20,502	6,397
C321	Manufacture of jewelry, bijouterie and related articles	s	s	s	s	s	s
C329	Other manufacturing, n.e.c.	s	s	s	s	s	s
C331	Repair of fabricated metal products, machinery and equipment	9	12,214	826	2,747	260	8,380
	III - Central Luzon	2,456	925,348,045	634,436,477	52,540,240	12,259,066	226,112,263
C101	Processing and preserving of meat	79	14,183,057	7,847,260	1,254,491	391,660	4,689,647
C102	Processing and preserving of fish, crustaceans and mollusks	23	4,332,805	2,036,662	421,554	-	1,874,588
C103	Processing and preserving of fruits and vegetables	18	7,606,006	2,323,574	257,941	1,125,084	3,899,408
C104	Manufacture of vegetable and animal oils and fats	3	1,063,361	26,539	18,130	1,010,391	8,301
C105	Manufacture of dairy products	11	1,812,451	1,270,897	153,998	48,957	338,599
C106	Manufacture of grain mill products, starches and starch products	134	15,171,589	6,785,030	480,037	5,126,682	2,779,840

*Continued*

TABLE 5.1 - *Continued*

2009 PSIC Code	Region/ Industry Description	Number of Establishments	Expense				
			Total	Raw Materials Used	Total Compensation	Cost of Goods Sold	Overhead, General Administrative and Other Operating Expense
		(1)	(2)	(3)	(4)	(5)	(6)
C107	Manufacture of other food products	619	42,239,391	27,009,926	3,689,557	-	11,539,907
C108	Manufacture of prepared animal feeds	53	30,824,808	22,558,077	2,640,245	90,900	5,535,586
C110	Manufacture of beverages	260	24,731,237	14,034,167	1,114,833	-	9,582,237
C120	Manufacture of tobacco products	s	s	s	s	s	s
C131	Spinning, weaving and finishing of textiles	17	2,335,687	491,144	261,345	-	1,583,198
C139	Manufacture of other textiles	44	4,054,520	1,238,934	1,663,128	28,190	1,124,269
C141	Manufacture of wearing apparel, except fur apparel	154	11,154,533	4,558,810	3,737,187	-	2,858,535
C142	Custom tailoring and dressmaking	23	74,945	15,171	43,214	-	16,559
C143	Manufacture of knitted and crocheted apparel						
C151	Tanning and dressing of leather; manufacture of luggage and handbags	10	2,743,589	329,621	1,959,008	-	454,960
C152	Manufacture of footwear	11	2,823,453	1,703,717	538,523	-	581,213
C161	Sawmilling and planing of wood	33	1,172,841	271,746	541,137	3,066	356,893
C162	Manufacture of products of wood, cork, straw and plaiting materials						
C170	Manufacture of paper and paper products	33	14,556,723	8,325,712	1,002,877	99,778	5,128,356
C181	Printing and service activities related to printing	123	2,528,443	1,150,765	368,739	-	1,008,939
C192	Manufacture of refined petroleum products	3	299,951,508	253,030,368	4,455,589	-	42,465,551
C201	Manufacture of basic chemicals	19	9,908,116	6,079,480	361,190	439,042	3,028,405
C202	Manufacture of other chemical products, n.e.c.	29	3,041,811	1,294,419	532,086	247,047	968,259
C210	Manufacture of pharmaceuticals, medicinal chemical and botanical products	19	1,174,391	701,196	216,005	-	257,190
C221	Manufacture of rubber products	11	15,025,605	8,164,264	1,563,719	-	5,297,622
C222	Manufacture of plastic products	90	12,834,343	8,494,930	1,164,982	208,971	2,965,461
C231	Manufacture of glass and glass products	8	921,704	368,389	217,355	17,974	317,986
C239	Manufacture of non-metallic mineral products, n.e.c.	137	48,227,643	22,415,753	1,952,605	17,510	23,841,775
C241	Manufacture of basic iron and steel	47	60,101,447	23,306,792	1,149,615	381,222	35,263,817
C242	Manufacture of basic precious and other non-ferrous metals	5	347,911	122,644	71,756	108,767	44,745
C243	Casting of metals	5	918,558	771,265	38,299	-	108,993
C251	Manufacture of structural metal products, tanks, reservoirs and steam generators	49	73,500,007	60,363,301	2,302,667	23,209	10,810,829
C252	Manufacture of weapons and ammunition	37	14,200,552	8,668,955	1,730,701	-	3,800,896
C259	Manufacture of other fabricated metal products; metal working service activities						
C261	Manufacture of electronic components	15	86,841,648	69,398,142	4,246,050	312,424	12,885,032
C262	Manufacture of computers and peripheral equipment and accessories	5	15,964,269	10,654,182	1,417,325	-	3,892,762
C264	Manufacture of consumer electronics	4	288,988	95,531	38,808	16,227	138,423
C265	Manufacture of measuring, testing, navigating and control equipment; watches and clocks						
C271	Manufacture of electric motors, generators, transformers and electricity distribution and control apparatus	9	1,225,403	378,006	89,099	3,376	754,922

*Continued*

TABLE 5.1 - *Continued*

2009 PSIC Code	Region/ Industry Description	Number of Establishments	Expense					
			Total	Raw Materials Used	Total Compensation	Cost of Goods Sold	Overhead, General Administrative and Other Operating Expense	
		(1)	(2)	(3)	(4)	(5)	(6)	
C272	Manufacture of batteries and accumulators	3	10,469,291	6,650,265	941,165	-	2,877,861	
C273	Manufacture of wiring and wiring devices	8	7,622,448	6,539,815	242,167	-	840,466	
C274	Manufacture of electric lighting equipment	7	1,362,350	860,916	237,696	-	263,739	
C275	Manufacture of domestic appliances	5	2,031,680	1,660,888	40,729	63,233	266,830	
C279	Manufacture of other electrical equipment	5	1,079,411	727,964	134,943	4,857	211,648	
C281	Manufacture of general purpose machinery	13	1,069,809	267,878	169,625	502	631,803	
C282	Manufacture of special purpose machinery	17	1,424,725	1,073,889	144,366	-	206,471	
C291	Manufacture of motor vehicles	}	4	778,392	568,592	103,911	-	105,890
C292	Manufacture of bodies (coachwork) for motor vehicles; manufacture of trailers and semi-trailers							
C293	Manufacture of parts and accessories for motor vehicles							
C301	Building of ships and boats	s	s	s	s	s	s	
C303	Manufacture of air and spacecraft and related machinery	5	1,578,087	151,252	233,782	656,804	536,249	
C309	Manufacture of transport equipment, n.e.c.	23	146,114	76,707	45,946	-	23,461	
C310	Manufacture of furniture	94	3,542,149	1,825,317	594,974	174,094	947,764	
C321	Manufacture of jewelry, bijouterie and related articles	13	196,202	116,999	39,650	-	39,552	
C322	Manufacture of musical instruments	s	s	s	s	s	s	
C323	Manufacture of sports goods	4	1,320,714	1,001,645	83,507	37,379	198,183	
C324	Manufacture of games and toys	6	768,067	338,783	314,418	-	114,865	
C325	Manufacture of medical and dental instruments and supplies	8	2,918,698	1,171,253	714,852	(10,942)	1,043,535	
C329	Other manufacturing, n.e.c.	46	1,705,679	920,623	285,909	-	499,147	
C331	Repair of fabricated metal products, machinery and equipment	43	11,052,995	627,278	694,182	1,631,867	8,099,668	
C332	Installation of industrial machinery and equipment	s	s	s	s	s	s	
	IVA - CALABARZON	4,340	2,163,013,847	1,299,064,084	155,425,813	98,835,998	609,687,953	
C101	Processing and preserving of meat	51	79,868,474	14,460,815	2,403,496	54,132,078	8,872,084	
C102	Processing and preserving of fish, crustaceans and mollusks	13	465,702	293,003	27,795	-	144,904	
C103	Processing and preserving of fruits and vegetables	16	9,011,257	5,255,193	1,377,357	-	2,378,707	
C104	Manufacture of vegetable and animal oils and fats	41	13,865,178	11,183,230	498,670	-	2,183,278	
C105	Manufacture of dairy products	21	98,484,140	45,773,188	2,745,791	-	49,965,161	
C106	Manufacture of grain mill products, starches and starch products	86	25,731,302	21,837,002	575,782	-	3,318,518	
C107	Manufacture of other food products	1,144	79,774,635	43,083,374	7,656,761	378,467	28,656,033	
C108	Manufacture of prepared animal feeds	79	19,594,736	17,219,377	538,406	-	1,836,953	
C110	Manufacture of beverages	446	167,649,564	81,072,280	5,802,523	4,549,454	76,225,308	
C120	Manufacture of tobacco products	3	19,155,320	2,145,673	756,996	2,501	16,250,150	
C131	Spinning, weaving and finishing of textiles	10	1,370,382	314,616	293,225	-	762,541	
C139	Manufacture of other textiles	35	8,769,831	5,746,395	656,341	-	2,367,095	
C141	Manufacture of wearing apparel, except fur apparel	259	21,676,800	7,435,338	7,171,979	-	7,069,483	

*Continued*

TABLE 5.1 - *Continued*

2009 PSIC Code	Region/ Industry Description	Number of Establishments	Expense				
			Total	Raw Materials Used	Total Compensation	Cost of Goods Sold	Overhead, General Administrative and Other Operating Expense
		(1)	(2)	(3)	(4)	(5)	(6)
C142	Custom tailoring and dressmaking	88	265,870	43,815	129,837	-	92,217
C143	Manufacture of knitted and crocheted apparel	3	631,983	325,221	150,669	-	156,093
C151	Tanning and dressing of leather; manufacture of luggage and handbags	6	195,196	117,601	27,529	-	50,067
C152	Manufacture of footwear	36	5,281,735	2,582,402	832,980	-	1,866,353
C161	Sawmilling and planing of wood	89	39,214,832	32,000,454	1,355,705	-	5,858,673
C162	Manufacture of products of wood, cork, straw and plaiting materials						
C170	Manufacture of paper and paper products	68	20,179,079	13,621,749	1,801,769	-	4,755,560
C181	Printing and service activities related to printing	145	19,877,585	16,175,361	862,159	-	2,840,064
C182	Reproduction of recorded media	s	s	s	s	s	s
C192	Manufacture of refined petroleum products	6	163,148,780	110,359,223	3,002,692	-	49,786,864
C199	Manufacture of other fuel products						
C201	Manufacture of basic chemicals	37	49,936,596	36,336,206	483,143	2,294,079	10,823,168
C202	Manufacture of other chemical products, n.e.c.	89	36,052,307	27,009,209	3,399,536	19,687	5,623,875
C210	Manufacture of pharmaceuticals, medicinal chemical and botanical products	30	18,130,637	10,243,167	1,322,629	-	6,564,841
C221	Manufacture of rubber products	36	4,470,278	1,792,936	861,049	-	1,816,292
C222	Manufacture of plastic products	170	52,710,740	26,671,567	6,335,283	335,254	19,368,637
C231	Manufacture of glass and glass products	26	14,947,318	3,217,570	1,084,006	26,360	10,619,382
C239	Manufacture of non-metallic mineral products, n.e.c.	116	56,884,799	30,361,551	3,840,136	2,085,633	20,597,479
C241	Manufacture of basic iron and steel	79	49,293,393	36,451,861	1,743,786	-	11,097,746
C242	Manufacture of basic precious and other non-ferrous metals	9	3,823,045	3,383,990	157,689	-	281,366
C243	Casting of metals	15	7,812,566	4,804,430	659,723	-	2,348,413
C251	Manufacture of structural metal products, tanks, reservoirs and steam generators	102	15,591,885	7,229,051	2,592,184	59,928	5,710,722
C259	Manufacture of other fabricated metal products; metal working service activities	222	54,713,461	31,638,679	8,398,477	69,909	14,606,396
C261	Manufacture of electronic components	99	299,459,428	163,083,498	33,189,879	124,459	103,061,591
C262	Manufacture of computers and peripheral equipment and accessories	24	27,139,546	16,625,960	3,379,526	-	7,134,060
C263	Manufacture of communication equipment	8	2,134,862	1,164,920	244,205	-	725,737
C264	Manufacture of consumer electronics	10	13,779,522	10,542,007	989,161	-	2,248,355
C265	Manufacture of measuring, testing, navigating and control equipment; watches and clocks	6	3,046,411	2,431,874	206,228	-	408,309
C267	Manufacture of optical instruments and photographic equipment	7	11,986,788	8,021,468	1,138,306	1,805	2,825,209
C271	Manufacture of electric motors, generators, transformers and electricity distribution and control apparatus	25	15,999,872	9,747,962	2,251,199	-	4,000,711
C272	Manufacture of batteries and accumulators	4	1,165,352	651,120	81,416	-	432,815
C273	Manufacture of wiring and wiring devices	24	15,970,313	11,007,339	2,480,114	497,875	1,984,985
C274	Manufacture of electric lighting equipment	15	6,875,263	3,986,490	797,676	6,941	2,084,156

*Continued*



TABLE 5.1 - Continued

2009 PSIC Code	Region/ Industry Description	Number of Establishments	Expense				
			Total	Raw Materials Used	Total Compensation	Cost of Goods Sold	Overhead, General Administrative and Other Operating Expense
		(1)	(2)	(3)	(4)	(5)	(6)
C275	Manufacture of domestic appliances	14	3,611,960	2,272,685	280,886	-	1,058,389
C279	Manufacture of other electrical equipment	12	5,070,844	2,682,417	1,233,749	2,038	1,152,640
C281	Manufacture of general purpose machinery	48	55,388,630	29,241,608	3,048,837	10,431,502	12,666,683
C282	Manufacture of special purpose machinery	76	23,306,863	10,645,807	2,814,779	596,652	9,249,624
C291	Manufacture of motor vehicles	13	193,811,255	174,538,938	4,455,069	216,166	14,601,082
C292	Manufacture of bodies (coachwork) for motor vehicles; manufacture of trailers and semi-trailers	14	3,275,089	2,303,314	150,254	-	821,521
C293	Manufacture of parts and accessories for motor vehicles	71	152,731,089	103,958,330	12,844,711	3,560,769	32,367,279
C301	Building of ships and boats	5	915,768	113,980	241,395	-	560,394
C303	Manufacture of air and spacecraft and related machinery	19	113,323,412	59,144,808	8,239,143	19,442,345	26,497,117
C309	Manufacture of transport equipment, n.e.c.						
C310	Manufacture of furniture	92	7,406,657	4,140,563	1,566,756	-	1,699,337
C321	Manufacture of jewelry, bijouterie and related articles	5	299,815	108,648	49,407	-	141,761
C323	Manufacture of sports goods	9	2,303,905	1,304,348	627,441	-	372,116
C324	Manufacture of games and toys	6	510,858	245,673	145,293	-	119,892
C325	Manufacture of medical and dental instruments and supplies	16	39,004,966	29,188,755	3,587,882	2,095	6,226,234
C329	Other manufacturing, n.e.c.	27	1,544,059	627,696	498,746	-	417,617
C331	Repair of fabricated metal products, machinery and equipment	116	4,114,769	1,018,256	1,327,517	-	1,768,996
	<b>MIMAROPA</b>	<b>353</b>	<b>35,102,992</b>	<b>10,031,559</b>	<b>979,703</b>	<b>12,042,207</b>	<b>12,049,523</b>
C101	Processing and preserving of meat	s	s	s	s	s	s
C103	Processing and preserving of fruits and vegetables	s	s	s	s	s	s
C104	Manufacture of vegetable and animal oils and fats	3	212,804	95,704	11,863	-	105,237
C105	Manufacture of dairy products	s	s	s	s	s	s
C106	Manufacture of grain mill products, starches and starch products	89	1,939,907	1,547,037	90,839	-	302,031
C107	Manufacture of other food products	113	3,960,575	2,800,860	513,405	-	646,310
C110	Manufacture of beverages	61	100,505	10,744	37,770	-	51,992
C131	Spinning, weaving and finishing of textiles	s	s	s	s	s	s
C142	Custom tailoring and dressmaking	4	2,231	139	1,558	-	535
C151	Tanning and dressing of leather; manufacture of luggage and handbags	s	s	s	s	s	s
C162	Manufacture of products of wood, cork, straw and plaiting materials	s	s	s	s	s	s
C181	Printing and service activities related to printing	28	39,975	4,709	32,125	-	3,140
C192	Manufacture of refined petroleum products	s	s	s	s	s	s
C201	Manufacture of basic chemicals	5	9,227	2,171	3,063	-	3,993
C202	Manufacture of other chemical products, n.e.c.						
C210	Manufacture of pharmaceuticals, medicinal chemical and botanical products	s	s	s	s	s	s

Continued

TABLE 5.1 - *Continued*

2009 PSIC Code	Region/ Industry Description	Number of Establishments	Expense				
			Total	Raw Materials Used	Total Compensation	Cost of Goods Sold	Overhead, General Administrative and Other Operating Expense
C222	Manufacture of plastic products	s	s	s	s	s	s
C239	Manufacture of non-metallic mineral products, n.e.c.	24	50,364	13,120	26,076	-	11,168
C242	Manufacture of basic precious and other non-ferrous metals	s	s	s	s	s	s
C259	Manufacture of other fabricated metal products; metal working service activities	6	13,350	882	3,945	-	8,524
C282	Manufacture of special purpose machinery	s	s	s	s	s	s
C310	Manufacture of furniture	4	3,091	618	943	104	1,426
C331	Repair of fabricated metal products, machinery and equipment	5	5,004	175	1,497	1,557	1,775
	V - Bicol Region	760	42,140,905	18,783,477	2,575,334	1,152,832	19,629,261
C101	Processing and preserving of meat	15	136,908	3,852	27,779	-	105,277
C102	Processing and preserving of fish, crustaceans and mollusks	24	346,652	232,824	58,753	1,114	53,961
C103	Processing and preserving of fruits and vegetables	7	92,874	24,440	8,014	25,249	35,171
C104	Manufacture of vegetable and animal oils and fats	7	3,755,066	2,801,760	278,088	42,344	632,875
C105	Manufacture of dairy products	4	278,662	182,514	6,702	-	89,446
C106	Manufacture of grain mill products, starches and starch products	127	3,430,406	2,200,870	263,259	199,052	767,224
C107	Manufacture of other food products	261	1,532,010	576,015	323,575	248,955	383,464
C108	Manufacture of prepared animal feeds	5	3,472,603	2,828,758	165,340	-	478,505
C110	Manufacture of beverages	84	9,364,592	2,423,601	715,834	-	6,225,157
C120	Manufacture of tobacco products	s	s	s	s	s	s
C131	Spinning, weaving and finishing of textiles	4	1,068	247	483	6	333
C139	Manufacture of other textiles	10	833,424	370,824	7,688	434,479	20,434
C141	Manufacture of wearing apparel, except fur apparel	34	85,159	12,969	13,897	42,123	16,169
C142	Custom tailoring and dressmaking						
C152	Manufacture of footwear	s	s	s	s	s	s
C162	Manufacture of products of wood, cork, straw and plaiting materials	19	408,115	140,569	40,004	109,246	118,295
C170	Manufacture of paper and paper products	s	s	s	s	s	s
C181	Printing and service activities related to printing	63	484,177	39,374	60,792	-	384,011
C192	Manufacture of refined petroleum products	s	s	s	s	s	s
C201	Manufacture of basic chemicals	3	6,795	5,109	856	-	831
C210	Manufacture of pharmaceuticals, medicinal chemical and botanical products	s	s	s	s	s	s
C231	Manufacture of glass and glass products	19	3,982,777	1,608,143	243,100	42,175	2,089,359
C239	Manufacture of non-metallic mineral products, n.e.c.						
C241	Manufacture of basic iron and steel	5	11,615,423	3,900,870	170,158	2,562	7,541,832
C242	Manufacture of basic precious and other non-ferrous metals						

*Continued*

TABLE 5.1 - *Continued*

2009 PSIC Code	Region/ Industry Description	Number of Establishments	Expense				
			Total	Raw Materials Used	Total Compensation	Cost of Goods Sold	Overhead, General Administrative and Other Operating Expense
		(1)	(2)	(3)	(4)	(5)	(6)
C251	Manufacture of structural metal products, tanks, reservoirs and steam generators	4	94,395	75,454	4,998	5,527	8,417
C259	Manufacture of other fabricated metal products; metal working service activities	22	46,871	2,940	24,273	-	19,659
C282	Manufacture of special purpose machinery	3	23,991	17,139	3,495	-	3,357
C293	Manufacture of parts and accessories for motor vehicles	s	s	s	s	s	s
C310	Manufacture of furniture	14	124,079	91,568	20,389	-	12,122
C329	Other manufacturing, n.e.c.	9	13,821	6,687	2,793	-	4,341
C331	Repair of fabricated metal products, machinery and equipment	9	15,501	350	7,057	-	8,094
	<b>VI - Western Visayas</b>	<b>1,208</b>	<b>73,481,364</b>	<b>41,335,885</b>	<b>5,732,601</b>	<b>1,017,435</b>	<b>25,395,442</b>
C101	Processing and preserving of meat	15	130,429	51,490	35,634	-	43,305
C102	Processing and preserving of fish, crustaceans and mollusks	20	348,564	212,319	43,197	-	93,048
C103	Processing and preserving of fruits and vegetables	3	21,472	5,989	6,090	1,100	8,293
C104	Manufacture of vegetable and animal oils and fats	3	203,872	163,611	8,037	-	32,223
C105	Manufacture of dairy products	4	6,005	3,223	1,073	-	1,709
C106	Manufacture of grain mill products, starches and starch products	77	4,133,490	2,935,366	133,898	-	1,064,226
C107	Manufacture of other food products	594	35,747,000	18,968,383	3,445,121	12,178	13,321,318
C108	Manufacture of prepared animal feeds	3	4,491,766	2,911,002	129,475	876,751	574,538
C110	Manufacture of beverages	180	14,354,959	6,511,226	848,162	-	6,995,571
C131	Spinning, weaving and finishing of textiles	5	103,906	74,720	14,560	-	14,625
C139	Manufacture of other textiles	3	4,722	1,523	683	704	1,812
C141	Manufacture of wearing apparel, except fur apparel	12	69,730	28,955	14,166	-	26,609
C142	Custom tailoring and dressmaking	28	249,991	205,732	18,838	-	25,421
C161	Sawmilling and planing of wood	11	94,234	40,048	16,716	-	37,469
C162	Manufacture of products of wood, cork, straw and plaiting materials						
C170	Manufacture of paper and paper products						
C181	Printing and service activities related to printing	79	457,964	191,155	201,174	-	65,634
C199	Manufacture of other fuel products	s	s	s	s	s	s
C201	Manufacture of basic chemicals	10	8,582,246	5,864,649	305,414	-	2,412,183
C202	Manufacture of other chemical products, n.e.c.	3	5,723	2,903	947	-	1,873
C210	Manufacture of pharmaceuticals, medicinal chemical and botanical products	4	85,307	57,250	6,749	-	21,307
C222	Manufacture of plastic products	8	872,617	606,904	101,171	-	164,542
C231	Manufacture of glass and glass products	49	1,315,787	1,161,678	37,391	43,014	73,705
C239	Manufacture of non-metallic mineral products, n.e.c.						
C241	Manufacture of basic iron and steel						
C243	Casting of metals	8	303,739	244,296	17,686	-	41,756

*Continued*

TABLE 5.1 - *Continued*

2009 PSIC Code	Region/ Industry Description	Number of Establishments	Expense				
			Total	Raw Materials Used	Total Compensation	Cost of Goods Sold	Overhead, General Administrative and Other Operating Expense
		(1)	(2)	(3)	(4)	(5)	(6)
C251	Manufacture of structural metal products, tanks, reservoirs and steam generators	4	121,469	28,545	12,119	-	80,805
C259	Manufacture of other fabricated metal products; metal working service activities	12	193,270	118,483	43,787	-	31,000
C273	Manufacture of wiring and wiring devices	s	s	s	s	s	s
C275	Manufacture of domestic appliances	s	s	s	s	s	s
C282	Manufacture of special purpose machinery	4	389,415	243,776	91,325	-	54,314
C310	Manufacture of furniture	44	945,871	569,177	128,117	83,688	164,889
C329	Other manufacturing, n.e.c.	5	89,031	43,350	29,687	-	15,994
C331	Repair of fabricated metal products, machinery and equipment	19	145,224	82,665	39,394	-	23,166
	<b>VII - Central Visayas</b>	<b>2,853</b>	<b>348,607,775</b>	<b>199,588,337</b>	<b>37,909,739</b>	<b>4,082,770</b>	<b>107,026,929</b>
C101	Processing and preserving of meat	28	17,033,554	12,865,515	733,167	304,692	3,130,180
C102	Processing and preserving of fish, crustaceans and mollusks	36	6,911,086	4,739,230	442,965	252,918	1,475,973
C103	Processing and preserving of fruits and vegetables	15	4,628,519	3,692,766	199,253	79,211	657,289
C104	Manufacture of vegetable and animal oils and fats	11	5,985,809	4,489,153	154,486	-	1,342,171
C105	Manufacture of dairy products	7	1,021,145	731,913	62,700	268	226,264
C106	Manufacture of grain mill products, starches and starch products	40	2,761,045	1,915,860	75,984	-	769,202
C107	Manufacture of other food products	1,297	12,993,994	6,372,435	2,116,482	194,621	4,310,456
C108	Manufacture of prepared animal feeds	10	33,720,479	28,402,881	816,857	-	4,500,741
C110	Manufacture of beverages	367	48,951,869	29,849,724	1,275,012	2,976	17,824,157
C131	Spinning, weaving and finishing of textiles	3	12,101	2,910	7,418	13	1,760
C139	Manufacture of other textiles	18	287,839	84,678	123,969	-	79,192
C141	Manufacture of wearing apparel, except fur apparel	43	9,854,159	1,513,381	5,687,764	-	2,653,014
C142	Custom tailoring and dressmaking	24	33,775	7,800	16,800	-	9,175
C151	Tanning and dressing of leather; manufacture of luggage and handbags	s	s	s	s	s	s
C152	Manufacture of footwear	14	841,360	407,051	243,559	-	190,750
C161	Sawmilling and planing of wood	29	1,807,031	738,584	183,572	537,577	347,299
C162	Manufacture of products of wood, cork, straw and plaiting materials						
C170	Manufacture of paper and paper products	24	4,151,358	3,140,571	286,595	-	724,192
C181	Printing and service activities related to printing	222	7,020,960	4,335,809	1,134,858	-	1,550,294
C199	Manufacture of other fuel products	s	s	s	s	s	s
C201	Manufacture of basic chemicals	19	7,810,847	6,166,847	192,004	-	1,451,995
C202	Manufacture of other chemical products, n.e.c.	36	4,957,538	3,431,578	615,125	-	910,835
C203	Manufacture of man-made fibers						
C210	Manufacture of pharmaceuticals, medicinal chemical and botanical products						
		8	1,195,284	877,059	150,291	-	167,934

*Continued*

TABLE 5.1 - *Continued*

2009 PSIC Code	Region/ Industry Description	Number of Establishments	Expense				
			Total	Raw Materials Used	Total Compensation	Cost of Goods Sold	Overhead, General Administrative and Other Operating Expense
C221	Manufacture of rubber products	9	3,666,687	1,242,281	414,999	-	2,009,408
C222	Manufacture of plastic products	70	12,941,161	7,872,166	601,483	2,353,391	2,114,121
C231	Manufacture of glass and glass products	9	1,009,281	497,797	214,646	-	296,838
C239	Manufacture of non-metallic mineral products, n.e.c.	76	24,586,198	6,573,450	1,207,105	36,431	16,769,213
C241	Manufacture of basic iron and steel	27	22,430,224	7,100,571	626,893	56,590	14,646,169
C242	Manufacture of basic precious and other non-ferrous metals						
C243	Casting of metals						
C251	Manufacture of structural metal products, tanks, reservoirs and steam generators	19	1,953,845	1,035,074	491,999	82,943	343,829
C252	Manufacture of weapons and ammunition	s	s	s	s	s	s
C259	Manufacture of other fabricated metal products; metal working service activities	47	3,153,912	1,282,258	750,728	-	1,120,927
C261	Manufacture of electronic components	13	24,751,650	7,333,514	8,162,578	-	9,255,558
C262	Manufacture of computers and peripheral equipment and accessories	4	5,507,001	3,004,156	1,107,336	-	1,395,508
C263	Manufacture of communication equipment						
C265	Manufacture of measuring, testing, navigating and control equipment; watches and clocks						
C267	Manufacture of optical instruments and photographic equipment	5	2,479,237	709,141	865,019	180,322	724,756
C271	Manufacture of electric motors, generators, transformers and electricity distribution and control apparatus	13	5,266,121	3,024,902	879,074	-	1,362,145
C273	Manufacture of wiring and wiring devices	3	961,946	544,424	131,654	-	285,868
C274	Manufacture of electric lighting equipment	s	s	s	s	s	s
C275	Manufacture of domestic appliances	4	778,600	618,469	55,809	-	104,322
C281	Manufacture of general purpose machinery	3	1,456,694	1,217,916	75,707	-	163,071
C282	Manufacture of special purpose machinery	8	2,728,869	1,904,030	299,569	-	525,271
C291	Manufacture of motor vehicles	7	403,516	170,214	92,226	-	141,076
C292	Manufacture of motor vehicles	8	3,150,211	2,792,679	85,906	-	271,627
C292	Manufacture of bodies (coachwork) for motor vehicles; manufacture of trailers and semi-trailers	10	10,049,904	7,791,035	879,877	100	1,378,893
C293	Manufacture of parts and accessories for motor vehicles						
C301	Building of ships and boats	6	4,527,645	3,614,230	178,139	-	735,276
C309	Manufacture of transport equipment, n.e.c.	s	s	s	s	s	s
C310	Manufacture of furniture	133	9,092,206	4,639,080	1,844,291	-	2,608,835
C321	Manufacture of jewelry, bijouterie and related articles	37	1,323,613	302,557	655,774	-	365,283
C322	Manufacture of musical instruments	s	s	s	s	s	s
C323	Manufacture of sports goods	s	s	s	s	s	s
C324	Manufacture of games and toys	3	1,098,617	735,454	231,472	-	131,691
C325	Manufacture of medical and dental instruments and supplies	5	2,148,305	887,043	553,202	-	708,059
C329	Other manufacturing, n.e.c.	18	332,912	93,023	78,774	617	160,499

*Continued*

TABLE 5.1 - *Continued*

2009 PSIC Code	Region/ Industry Description	Number of Establishments	Expense				
			Total	Raw Materials Used	Total Compensation	Cost of Goods Sold	Overhead, General Administrative and Other Operating Expense
		(1)	(2)	(3)	(4)	(5)	(6)
C331	Repair of fabricated metal products, machinery and equipment	54	26,524,845	18,722,745	2,288,809	-	5,513,291
	<b>VIII - Eastern Visayas</b>	<b>871</b>	<b>45,330,326</b>	<b>17,568,886</b>	<b>1,765,734</b>	<b>8,413,198</b>	<b>17,582,508</b>
C101	Processing and preserving of meat	s	s	s	s	s	s
C102	Processing and preserving of fish, crustaceans and mollusks	3	316,092	203,591	19,964	-	92,537
C103	Processing and preserving of fruits and vegetables	s	s	s	s	s	s
C104	Manufacture of vegetable and animal oils and fats	6	3,568,369	2,972,598	78,517	-	517,254
C106	Manufacture of grain mill products, starches and starch products	97	8,023,783	661,957	113,059	6,818,774	429,994
C107	Manufacture of other food products	529	5,159,534	3,932,313	462,111	36,433	728,677
C110	Manufacture of beverages	108	2,590,525	449,119	187,746	1,212,631	741,029
C139	Manufacture of other textiles	s	s	s	s	s	s
C142	Custom tailoring and dressmaking	3	3,781	966	2,369	-	446
C162	Manufacture of products of wood, cork, straw and plaiting materials	s	s	s	s	s	s
C170	Manufacture of paper and paper products	3	553,143	354,751	41,230	-	157,162
C181	Printing and service activities related to printing	36	133,843	4,799	23,671	55,300	50,073
C192	Manufacture of refined petroleum products	s	s	s	s	s	s
C201	Manufacture of basic chemicals	7	3,776,234	870,020	411,623	22,320	2,472,271
C202	Manufacture of other chemical products, n.e.c.						
C210	Manufacture of pharmaceuticals, medicinal chemical and botanical products	s	s	s	s	s	s
C221	Manufacture of rubber products	s	s	s	s	s	s
C222	Manufacture of plastic products	s	s	s	s	s	s
C231	Manufacture of glass and glass products	6	43,989	15,376	2,732	15,495	10,387
C239	Manufacture of non-metallic mineral products, n.e.c.	18	629,979	219,588	60,219	98,735	251,437
C242	Manufacture of basic precious and other non-ferrous metals	s	s	s	s	s	s
C243	Casting of metals	s	s	s	s	s	s
C251	Manufacture of structural metal products, tanks, reservoirs and steam generators	s	s	s	s	s	s
C259	Manufacture of other fabricated metal products; metal working service activities	18	150,463	450	5,964	39,213	104,836
C273	Manufacture of wiring and wiring devices	s	s	s	s	s	s
C282	Manufacture of special purpose machinery	s	s	s	s	s	s
C310	Manufacture of furniture	9	5,491	2,107	2,153	-	1,231
C329	Other manufacturing, n.e.c.	7	64,530	42,450	9,204	578	12,298
C331	Repair of fabricated metal products, machinery and equipment	6	7,110	4,995	869	-	1,245

*Continued*

TABLE 5.1 - *Continued*

2009 PSIC Code	Region/ Industry Description	Number of Establishments	Expense				
			Total	Raw Materials Used	Total Compensation	Cost of Goods Sold	Overhead, General Administrative and Other Operating Expense
		(1)	(2)	(3)	(4)	(5)	(6)
	<b>IX - Zamboanga Peninsula</b>	<b>522</b>	<b>29,467,839</b>	<b>18,833,324</b>	<b>1,635,689</b>	<b>2,969,670</b>	<b>6,029,156</b>
C101	Processing and preserving of meat	6	276,463	234,736	14,391	1,650	25,686
C102	Processing and preserving of fish, crustaceans and mollusks	23	7,430,263	3,123,803	409,822	1,396,252	2,500,386
C103	Processing and preserving of fruits and vegetables	s	s	s	s	s	s
C104	Manufacture of vegetable and animal oils and fats	4	6,160,752	5,221,896	62,192	-	876,664
C105	Manufacture of dairy products	s	s	s	s	s	s
C106	Manufacture of grain mill products, starches and starch products	79	1,725,628	2,795	81,239	1,480,005	161,589
C107	Manufacture of other food products	244	2,355,575	1,795,013	262,114	2,120	296,328
C108	Manufacture of prepared animal feeds	s	s	s	s	s	s
C110	Manufacture of beverages	53	8,547,955	6,696,556	529,613	-	1,321,786
C142	Custom tailoring and dressmaking	10	11,600	3,012	6,084	-	2,504
C161	Sawmilling and planing of wood	3	560,985	276,470	20,560	30,034	233,922
C162	Manufacture of products of wood, cork, straw and plaiting materials						
C181	Printing and service activities related to printing	33	119,462	26,349	30,841	8,957	53,315
C202	Manufacture of other chemical products, n.e.c.	s	s	s	s	s	s
C221	Manufacture of rubber products	5	119,519	37,176	48,458	-	33,885
C222	Manufacture of plastic products	3	55,795	29,453	2,374	15,982	7,985
C231	Manufacture of glass and glass products	12	92,235	41,778	10,436	22,662	17,359
C239	Manufacture of non-metallic mineral products, n.e.c.						
C241	Manufacture of basic iron and steel	s	s	s	s	s	s
C251	Manufacture of structural metal products, tanks, reservoirs and steam generators	s	s	s	s	s	s
C259	Manufacture of other fabricated metal products; metal working service activities	5	1,730,048	1,258,416	81,441	-	390,192
C301	Building of ships and boats	s	s	s	s	s	s
C310	Manufacture of furniture	13	145,655	61,186	34,318	8,552	41,598
C324	Manufacture of games and toys	7	17,930	665	3,197	-	14,068
C329	Other manufacturing, n.e.c.						
C331	Repair of fabricated metal products, machinery and equipment	14	45,213	3,949	12,997	1,568	26,699
	<b>X - Northern Mindanao</b>	<b>774</b>	<b>149,445,283</b>	<b>95,370,748</b>	<b>7,385,729</b>	<b>6,306,451</b>	<b>40,382,355</b>
C101	Processing and preserving of meat	14	487,801	93,843	132,936	1,154	259,868
C102	Processing and preserving of fish, crustaceans and mollusks	s	s	s	s	s	s
C103	Processing and preserving of fruits and vegetables	12	14,951,137	9,711,402	1,244,685	35,864	3,959,187
C104	Manufacture of vegetable and animal oils and fats	10	10,543,679	3,708,399	321,941	5,006,990	1,506,348
C105	Manufacture of dairy products	6	16,113,871	12,167,764	660,440	336	3,285,331

*Continued*

TABLE 5.1 - *Continued*

2009 PSIC Code	Region/ Industry Description	Number of Establishments	Expense				
			Total	Raw Materials Used	Total Compensation	Cost of Goods Sold	Overhead, General Administrative and Other Operating Expense
		(1)	(2)	(3)	(4)	(5)	(6)
C106	Manufacture of grain mill products, starches and starch products	85	22,864,187	17,894,548	782,413	961,398	3,225,827
C107	Manufacture of other food products	311	14,000,599	9,271,729	1,586,081	213	3,142,575
C108	Manufacture of prepared animal feeds	6	189,953	132,126	19,095	-	38,733
C110	Manufacture of beverages	51	34,369,650	17,661,158	1,016,006	-	15,692,485
C139	Manufacture of other textiles	s	s	s	s	s	s
C141	Manufacture of wearing apparel, except fur apparel	4	37,352	26,758	3,011	313	7,270
C142	Custom tailoring and dressmaking	25	51,079	10,110	18,832	13,800	8,338
C152	Manufacture of footwear	s	s	s	s	s	s
C161	Sawmilling and planing of wood	21	1,127,174	961,594	52,250	-	113,329
C162	Manufacture of products of wood, cork, straw and plaiting materials	9	195,195	74,535	72,658	14,678	33,324
C170	Manufacture of paper and paper products	8	4,753,006	4,016,232	143,842	-	592,932
C181	Printing and service activities related to printing	70	2,847,782	1,844,350	400,813	-	602,619
C192	Manufacture of refined petroleum products	s	s	s	s	s	s
C201	Manufacture of basic chemicals	10	19,641,422	14,293,289	298,268	154,365	4,895,500
C202	Manufacture of other chemical products, n.e.c.	4	1,554,126	1,067,095	74,640	2,111	410,280
C210	Manufacture of pharmaceuticals, medicinal chemical and botanical products	s	s	s	s	s	s
C221	Manufacture of rubber products	s	s	s	s	s	s
C222	Manufacture of plastic products	5	157,519	78,599	23,598	-	55,322
C231	Manufacture of glass and glass products	27	747,573	544,497	67,709	-	135,367
C239	Manufacture of non-metallic mineral products, n.e.c.						
C241	Manufacture of basic iron and steel	11	3,526,810	1,203,364	267,906	-	2,055,539
C243	Casting of metals	s	s	s	s	s	s
C251	Manufacture of structural metal products, tanks, reservoirs and steam generators	5	6,051	996	2,242	-	2,814
C252	Manufacture of weapons and ammunition	s	s	s	s	s	s
C259	Manufacture of other fabricated metal products; metal working service activities	11	124,497	90,198	10,406	-	23,893
C282	Manufacture of special purpose machinery	4	340,020	145,423	63,046	-	131,550
C291	Manufacture of motor vehicles	4	14,896	9,232	3,127	-	2,537
C292	Manufacture of bodies (coachwork) for motor vehicles; manufacture of trailers and semi-trailers	s	s	s	s	s	s
C310	Manufacture of furniture	13	250,383	117,392	34,197	79,798	18,997
C321	Manufacture of jewelry, bijouterie and related articles	3	43,452	31,906	3,582	-	7,963
C324	Manufacture of games and toys						
C325	Manufacture of medical and dental instruments and supplies						
C329	Other manufacturing, n.e.c.						
C331	Repair of fabricated metal products, machinery and equipment	28	152,371	44,279	36,244	35,315	36,534

*Continued*



TABLE 5.1 - *Continued*

2009 PSIC Code	Region/ Industry Description	Number of Establishments	Expense				
			Total	Raw Materials Used	Total Compensation	Cost of Goods Sold	Overhead, General Administrative and Other Operating Expense
		(1)	(2)	(3)	(4)	(5)	(6)
	<b>XI - Davao Region</b>	<b>1,173</b>	<b>111,799,668</b>	<b>64,465,869</b>	<b>9,248,922</b>	<b>4,786,103</b>	<b>33,298,774</b>
C101	Processing and preserving of meat	14	7,318,425	5,408,981	364,431	-	1,545,013
C102	Processing and preserving of fish, crustaceans and mollusks	3	46,039	7,783	4,191	-	34,064
C103	Processing and preserving of fruits and vegetables	15	1,111,885	505,488	144,019	109,645	352,733
C104	Manufacture of vegetable and animal oils and fats	19	22,206,411	13,754,298	972,082	-	7,480,031
C105	Manufacture of dairy products	3	6,496	2,452	1,128	35	2,882
C106	Manufacture of grain mill products, starches and starch products	70	4,990,898	3,478,524	400,603	132,419	979,352
C107	Manufacture of other food products	551	16,360,781	10,663,929	2,849,107	85,251	2,762,494
C108	Manufacture of prepared animal feeds	11	4,410,146	1,246,834	167,731	2,749,469	246,112
C110	Manufacture of beverages	64	9,835,980	1,090,905	819,363	-	7,925,712
C120	Manufacture of tobacco products	s	s	s	s	s	s
C131	Spinning, weaving and finishing of textiles	4	39,879	11,624	8,755	-	19,500
C139	Manufacture of other textiles	9	138,722	91,155	24,392	-	23,175
C141	Manufacture of wearing apparel, except fur apparel	4	8,591	6,446	1,270	-	874
C142	Custom tailoring and dressmaking	53	268,008	159,927	27,973	7,689	72,419
C152	Manufacture of footwear	4	15,911	6,117	2,143	4,408	3,243
C161	Sawmilling and planing of wood	22	869,096	533,924	109,798	42,295	183,078
C162	Manufacture of products of wood, cork, straw and plaiting materials						
C170	Manufacture of paper and paper products						
C181	Printing and service activities related to printing	78	8,183,405	6,626,510	273,701	-	1,283,195
C192	Manufacture of refined petroleum products	s	s	s	s	s	s
C201	Manufacture of basic chemicals	11	1,000,432	599,745	115,647	-	285,040
C202	Manufacture of other chemical products, n.e.c.	17	5,476,646	4,435,802	298,314	-	742,530
C210	Manufacture of pharmaceuticals, medicinal chemical and botanical products	4	74,880	12,528	10,951	-	51,401
C221	Manufacture of rubber products	4	407,912	359,297	12,010	-	36,604
C222	Manufacture of plastic products	28	6,262,937	3,468,604	487,157	1,565,445	741,731
C231	Manufacture of glass and glass products	4	45,995	20,606	11,277	-	14,112
C239	Manufacture of non-metallic mineral products, n.e.c.	20	7,182,395	1,794,303	364,110	-	5,023,982
C241	Manufacture of basic iron and steel	17	520,183	380,775	68,353	183	70,873
C242	Manufacture of basic precious and other non-ferrous metals	4	378,098	196,336	53,886	-	127,876
C243	Casting of metals	s	s	s	s	s	s
C251	Manufacture of structural metal products, tanks, reservoirs and steam generators	12	5,028,131	4,320,609	295,876	25,410	386,236
C252	Manufacture of weapons and ammunition	s	s	s	s	s	s
C259	Manufacture of other fabricated metal products; metal working service activities	23	1,681,275	1,431,855	81,994	-	167,425

*Continued*

TABLE 5.1 - Continued

2009 PSIC Code	Region/ Industry Description	Number of Establishments	Expense				
			Total	Raw Materials Used	Total Compensation	Cost of Goods Sold	Overhead, General Administrative and Other Operating Expense
			(1)	(2)	(3)	(4)	(5)
C265	Manufacture of measuring, testing, navigating and control equipment; watches and clocks	s	s	s	s	s	s
C275	Manufacture of domestic appliances	s	s	s	s	s	s
C279	Manufacture of other electrical equipment	s	s	s	s	s	s
C281	Manufacture of general purpose machinery	3	30,659	7,952	4,573	3,903	14,230
C282	Manufacture of special purpose machinery	6	11,797	3,575	5,251	-	2,971
C291	Manufacture of motor vehicles	s	s	s	s	s	s
C293	Manufacture of parts and accessories for motor vehicles	s	s	s	s	s	s
C301	Building of ships and boats	}	3	817,709	667,688	30,218	-
C309	Manufacture of transport equipment, n.e.c.						
C310	Manufacture of furniture	27	1,235,101	1,064,845	43,674	55,263	71,319
C321	Manufacture of jewelry, bijouterie and related articles	s	s	s	s	s	s
C329	Other manufacturing, n.e.c.	6	99,521	13,452	26,894	4,191	54,984
C331	Repair of fabricated metal products, machinery and equipment	37	174,080	30,406	70,330	496	72,849
	<b>XII - SOCCSKSARGEN</b>	<b>629</b>	<b>67,183,161</b>	<b>37,867,605</b>	<b>4,285,949</b>	<b>11,589,137</b>	<b>13,440,470</b>
C101	Processing and preserving of meat	9	954,991	650,167	57,050	-	247,774
C102	Processing and preserving of fish, crustaceans and mollusks	24	23,299,763	18,771,669	1,210,203	6,885	3,311,004
C103	Processing and preserving of fruits and vegetables	3	6,758,348	1,677,738	1,392,773	-	3,687,837
C104	Manufacture of vegetable and animal oils and fats	5	14,522,949	1,755,224	299,816	10,414,028	2,053,881
C105	Manufacture of dairy products	s	s	s	s	s	s
C106	Manufacture of grain mill products, starches and starch products	110	8,180,682	6,432,118	269,003	691,553	788,008
C107	Manufacture of other food products	203	4,164,663	2,646,495	362,572	427,632	727,965
C108	Manufacture of prepared animal feeds	5	458,571	297,911	27,434	-	133,226
C110	Manufacture of beverages	37	54,135	16,113	17,474	-	20,548
C131	Spinning, weaving and finishing of textiles	}	3	47,116	35,321	5,281	924
C139	Manufacture of other textiles						
C141	Manufacture of wearing apparel, except fur apparel	4	12,450	3,223	6,683	-	2,544
C142	Custom tailoring and dressmaking	8	5,478	3,382	1,088	-	1,008
C152	Manufacture of footwear	s	s	s	s	s	s
C161	Sawmilling and planing of wood	3	50,998	41,479	2,460	100	6,958
C162	Manufacture of products of wood, cork, straw and plaiting materials	5	94,231	41,027	26,916	-	26,288
C170	Manufacture of paper and paper products	s	s	s	s	s	s
C181	Printing and service activities related to printing	70	1,699,668	797,664	233,265	-	668,739
C192	Manufacture of refined petroleum products	s	s	s	s	s	s
C201	Manufacture of basic chemicals	4	104,976	67,829	4,588	-	32,559
C202	Manufacture of other chemical products, n.e.c.	5	84,375	51,946	10,135	-	22,294

Continued

TABLE 5.1 - *Continued*

2009 PSIC Code	Region/ Industry Description	Number of Establishments	Expense				
			Total	Raw Materials Used	Total Compensation	Cost of Goods Sold	Overhead, General Administrative and Other Operating Expense
		(1)	(2)	(3)	(4)	(5)	(6)
C210	Manufacture of pharmaceuticals, medicinal chemical and botanical products	s	s	s	s	s	s
C221	Manufacture of rubber products	5	167,854	112,547	25,822	12,722	16,763
C222	Manufacture of plastic products	s	s	s	s	s	s
C231	Manufacture of glass and glass products	20	672,227	601,669	55,514	-	15,045
C239	Manufacture of non-metallic mineral products, n.e.c.						
C241	Manufacture of basic iron and steel	4	19,904	14,007	3,835	-	2,061
C243	Casting of metals	s	s	s	s	s	s
C251	Manufacture of structural metal products, tanks, reservoirs and steam generators	4	75,745	50,690	12,552	667	11,836
C259	Manufacture of other fabricated metal products; metal working service activities	38	3,586,791	2,893,258	52,012	3,029	638,493
C282	Manufacture of special purpose machinery	4	4,577	2,876	1,219	95	387
C301	Building of ships and boats	3	151,356	25,358	7,885	-	118,113
C309	Manufacture of transport equipment, n.e.c.						
C310	Manufacture of furniture	11	211,191	44,028	64,239	1,050	101,874
C323	Manufacture of sports goods	s	s	s	s	s	s
C331	Repair of fabricated metal products, machinery and equipment	31	966,696	256,486	60,926	21,063	628,222
	<b>XIII - Caraga</b>	<b>440</b>	<b>31,557,543</b>	<b>3,149,743</b>	<b>1,843,852</b>	<b>722,297</b>	<b>25,841,652</b>
C101	Processing and preserving of meat	4	70,137	-	19,491	-	50,645
C102	Processing and preserving of fish, crustaceans and mollusks	s	s	s	s	s	s
C103	Processing and preserving of fruits and vegetables	s	s	s	s	s	s
C104	Manufacture of vegetable and animal oils and fats	5	1,472,687	510,965	165,855	-	795,866
C106	Manufacture of grain mill products, starches and starch products	49	183,091	68,131	21,005	-	93,955
C107	Manufacture of other food products	185	1,077,586	256,632	329,281	-	491,672
C108	Manufacture of prepared animal feeds	s	s	s	s	s	s
C110	Manufacture of beverages	71	283,952	2,503	109,394	2,736	169,320
C139	Manufacture of other textiles	s	s	s	s	s	s
C142	Custom tailoring and dressmaking	9	2,725	428	1,515	43	740
C152	Manufacture of footwear	s	s	s	s	s	s
C161	Sawmilling and planing of wood	5	75,744	7,098	5,605	28,823	34,219
C162	Manufacture of products of wood, cork, straw and plaiting materials	10	1,717,651	613,669	123,533	135,940	844,508
C181	Printing and service activities related to printing	33	441,734	51,234	58,112	302,528	29,861
C199	Manufacture of other fuel products	s	s	s	s	s	s
C201	Manufacture of basic chemicals	5	575,420	351,847	82,024	-	141,550
C202	Manufacture of other chemical products, n.e.c.						
C221	Manufacture of rubber products	s	s	s	s	s	

*Continued*

TABLE 5.1 - *Concluded*

2009 PSIC Code	Region/ Industry Description	Number of Establishments	Expense				
			Total	Raw Materials Used	Total Compensation	Cost of Goods Sold	Overhead, General Administrative and Other Operating Expense
C231	Manufacture of glass and glass products	14	4,062,232	662,240	208,762	1,237	3,189,994
C239	Manufacture of non-metallic mineral products, n.e.c.						
C241	Manufacture of basic iron and steel						
C242	Manufacture of basic precious and other non-ferrous metals	3	20,663,484	81,929	579,378	248,252	19,753,925
C251	Manufacture of structural metal products, tanks, reservoirs and steam generators						
C259	Manufacture of other fabricated metal products; metal working service activities						
C282	Manufacture of special purpose machinery	s	s	s	s	s	s
C301	Building of ships and boats	s	s	s	s	s	s
C309	Manufacture of transport equipment, n.e.c.	s	s	s	s	s	s
C310	Manufacture of furniture	10	53,886	34,444	6,297	2,138	11,009
C321	Manufacture of jewelry, bijouterie and related articles	4	2,780	605	952	360	863
C324	Manufacture of games and toys	3	23,166	3,708	4,841	-	14,617
C329	Other manufacturing, n.e.c.						
C331	Repair of fabricated metal products, machinery and equipment	10	202,367	8,742	56,681	-	136,944
	Autonomous Region in Muslim Mindanao	57	3,429,702	1,362,383	198,842	35,912	1,832,565
C101	Processing and preserving of meat	s	s	s	s	s	s
C104	Manufacture of vegetable and animal oils and fats	s	s	s	s	s	s
C106	Manufacture of grain mill products, starches and starch products	21	2,780,345	1,078,993	123,765	1,209	1,576,378
C107	Manufacture of other food products	18	20,208	6,647	5,958	3,499	4,104
C108	Manufacture of prepared animal feeds	s	s	s	s	s	s
C110	Manufacture of beverages	7	4,736	1,427	1,305	-	2,004
C142	Custom tailoring and dressmaking	s	s	s	s	s	s
C221	Manufacture of rubber products	s	s	s	s	s	s
C239	Manufacture of non-metallic mineral products, n.e.c.	s	s	s	s	s	s
C301	Building of ships and boats	s	s	s	s	s	s
C310	Manufacture of furniture	s	s	s	s	s	s

- zero value

} Combined data

s Suppressed data

Notes: Values are in thousand pesos, except number of establishments.

Details may not add-up to total due to rounding and/or statistical disclosure control.

Source: Philippine Statistics Authority, 2019 Annual Survey of Philippine Business and Industry (Final Results)

Table 5.2. Number of Establishments and Raw Materials Used for Manufacturing Establishments by Region and Industry Group: Philippines, 2019

2009 PSIC Code	Region/ Industry Description	Number of Establishments	Raw Materials Used		
			Total	Raw Materials Purchased	Beginning Less Ending Inventory of Raw Materials Purchased
			(1)	(2)	(3)
	<b>Philippines</b>	<b>24,270</b>	<b>3,248,269,884</b>	<b>3,239,473,013</b>	<b>8,796,871</b>
C101	Processing and preserving of meat	294	52,879,308	52,629,714	249,593
C102	Processing and preserving of fish, crustaceans and mollusks	225	34,167,291	35,235,629	(1,068,338)
C103	Processing and preserving of fruits and vegetables	144	25,935,490	25,994,820	(59,330)
C104	Manufacture of vegetable and animal oils and fats	136	77,764,675	77,351,384	413,291
C105	Manufacture of dairy products	89	98,647,400	101,519,457	(2,872,057)
C106	Manufacture of grain mill products, starches and starch products	1,218	112,644,166	115,828,858	(3,184,692)
C107	Manufacture of other food products	7,739	173,866,540	175,517,618	(1,651,078)
C108	Manufacture of prepared animal feeds	196	81,643,513	85,091,497	(3,447,985)
C110	Manufacture of beverages	2,637	192,831,273	190,517,206	2,314,066
C120	Manufacture of tobacco products	19	15,452,362	16,465,846	(1,013,484)
C131	Spinning, weaving and finishing of textiles	109	5,625,382	5,527,777	97,606
C139	Manufacture of other textiles	254	20,421,431	20,393,116	28,315
C141	Manufacture of wearing apparel, except fur apparel	849	21,545,599	21,187,495	358,104
C142	Custom tailoring and dressmaking	500	2,198,800	2,216,514	(17,714)
C143	Manufacture of knitted and crocheted apparel	19	1,100,343	1,095,197	5,146
C151	Tanning and dressing of leather; manufacture of luggage and handbags	46	1,432,192	1,558,101	(125,909)
C152	Manufacture of footwear	148	12,460,046	11,949,963	510,083
C161	Sawmilling and planing of wood	48	1,580,610	1,670,279	(89,669)
C162	Manufacture of products of wood, cork, straw and plaiting materials	290	35,141,660	34,902,116	239,544
C170	Manufacture of paper and paper products	361	84,825,569	83,302,173	1,523,396
C181	Printing and service activities related to printing	2,113	53,575,429	55,731,776	(2,156,347)
C182	Reproduction of recorded media	6	92,283	99,226	(6,943)
C192	Manufacture of refined petroleum products	26	366,158,327	375,219,282	(9,060,955)
C199	Manufacture of other fuel products	7	656,113	656,356	(243)
C201	Manufacture of basic chemicals	196	105,074,266	107,252,985	(2,178,719)
C202	Manufacture of other chemical products, n.e.c.	390	62,609,384	62,149,026	460,357
C203	Manufacture of man-made fibers	3	128,792	115,751	13,041
C210	Manufacture of pharmaceuticals, medicinal chemical and botanical products	121	16,465,190	15,509,195	955,995
C221	Manufacture of rubber products	147	17,897,935	18,188,296	(290,361)
C222	Manufacture of plastic products	820	94,337,365	93,785,396	551,969
C231	Manufacture of glass and glass products	92	5,264,822	5,286,369	(21,547)
C239	Manufacture of non-metallic mineral products, n.e.c.	654	84,810,161	84,809,668	493
C241	Manufacture of basic iron and steel	299	147,948,021	126,776,075	21,171,945
C242	Manufacture of basic precious and other non-ferrous metals	33	23,293,638	23,079,063	214,575

Continued

TABLE 5.2 - *Continued*

2009 PSIC Code	Region/ Industry Description	Number of Establishments	Raw Materials Used		
			Total	Raw Materials Purchased	Beginning Less Ending Inventory of Raw Materials Purchased
		(1)	(2)	(3)	(4)
C243	Casting of metals	52	6,474,327	6,672,069	(197,742)
C251	Manufacture of structural metal products, tanks, reservoirs and steam generators	428	109,925,500	95,308,915	14,616,585
C252	Manufacture of weapons and ammunition	14	1,633,722	1,764,213	(130,491)
C259	Manufacture of other fabricated metal products; metal working service activities	761	69,466,679	74,023,568	(4,556,889)
C261	Manufacture of electronic components	145	316,845,426	316,931,420	(85,994)
C262	Manufacture of computers and peripheral equipment and accessories	32	27,314,723	26,863,580	451,143
C263	Manufacture of communication equipment	12	4,161,659	4,383,671	(222,012)
C264	Manufacture of consumer electronics	18	10,666,333	11,008,451	(342,117)
C265	Manufacture of measuring, testing, navigating and control equipment; watches and clocks	21	3,382,502	3,252,795	129,707
C267	Manufacture of optical instruments and photographic equipment	21	12,415,081	12,520,995	(105,914)
C271	Manufacture of electric motors, generators, transformers and electricity distribution and control apparatus	56	11,915,498	11,733,175	182,324
C272	Manufacture of batteries and accumulators	11	13,756,622	13,585,244	171,378
C273	Manufacture of wiring and wiring devices	57	22,319,074	19,108,298	3,210,776
C274	Manufacture of electric lighting equipment	38	5,764,827	5,629,105	135,722
C275	Manufacture of domestic appliances	44	7,918,617	8,041,277	(122,660)
C279	Manufacture of other electrical equipment	24	3,535,974	3,463,055	72,919
C281	Manufacture of general purpose machinery	132	48,322,238	48,105,302	216,935
C282	Manufacture of special purpose machinery	210	14,992,204	15,474,764	(482,560)
C291	Manufacture of motor vehicles	41	177,771,367	177,002,758	768,610
C292	Manufacture of bodies (coachwork) for motor vehicles; manufacture of trailers and semi-trailers	27	3,035,287	3,071,295	(36,008)
C293	Manufacture of parts and accessories for motor vehicles	115	156,160,731	155,888,830	271,901
C301	Building of ships and boats	32	4,002,573	3,853,872	148,701
C303	Manufacture of air and spacecraft and related machinery	9	20,354,380	22,175,581	(1,821,202)
C309	Manufacture of transport equipment, n.e.c.	73	65,922,111	67,288,188	(1,366,077)
C310	Manufacture of furniture	717	33,469,799	34,747,614	(1,277,814)
C321	Manufacture of jewelry, bijouterie and related articles	77	596,737	614,828	(18,092)
C322	Manufacture of musical instruments	3	7,426	7,027	399
C323	Manufacture of sports goods	23	2,659,229	2,717,570	(58,341)
C324	Manufacture of games and toys	31	1,516,307	1,546,995	(30,688)
C325	Manufacture of medical and dental instruments and supplies	48	31,639,557	34,253,638	(2,614,080)
C329	Other manufacturing, n.e.c.	214	8,008,378	7,867,100	141,278
C331	Repair of fabricated metal products, machinery and equipment	551	21,623,225	21,739,654	(116,429)
C332	Installation of industrial machinery and equipment	8	216,392	214,938	1,454

*Continued*

TABLE 5.2 - *Continued*

2009 PSIC Code	Region/ Industry Description	Number of Establishments	Raw Materials Used		
			Total	Raw Materials Purchased	Beginning Less Ending Inventory of Raw Materials Purchased
		(1)	(2)	(3)	(4)
	<b>National Capital Region</b>	<b>6,369</b>	<b>687,353,576</b>	<b>676,726,774</b>	<b>10,626,802</b>
C101	Processing and preserving of meat	37	9,187,479	8,508,713	678,766
C102	Processing and preserving of fish, crustaceans and mollusks	38	4,298,457	4,842,962	(544,506)
C103	Processing and preserving of fruits and vegetables	42	2,390,585	2,441,883	(51,298)
C104	Manufacture of vegetable and animal oils and fats	18	30,891,446	31,460,443	(568,996)
C105	Manufacture of dairy products	26	38,505,810	38,964,427	(458,617)
C106	Manufacture of grain mill products, starches and starch products	18	39,833,147	40,170,337	(337,190)
C107	Manufacture of other food products	1,093	40,470,948	39,654,708	816,240
C108	Manufacture of prepared animal feeds	12	5,951,183	5,757,822	193,361
C110	Manufacture of beverages	628	24,678,276	23,370,372	1,307,904
C120	Manufacture of tobacco products	6	10,968,444	11,917,675	(949,230)
C131	Spinning, weaving and finishing of textiles	42	4,690,300	4,630,422	59,878
C139	Manufacture of other textiles	128	12,846,252	12,825,678	20,574
C141	Manufacture of wearing apparel, except fur apparel	362	7,906,369	7,696,643	209,726
C142	Custom tailoring and dressmaking	156	1,723,805	1,727,094	(3,288)
C143	Manufacture of knitted and crocheted apparel	15	767,844	731,571	36,273
C151	Tanning and dressing of leather; manufacture of luggage and handbags	28	984,780	1,004,294	(19,514)
C152	Manufacture of footwear	78	7,632,000	7,224,342	407,658
C161	Sawmilling and planing of wood	9	92,592	79,891	12,701
C162	Manufacture of products of wood, cork, straw and plaiting materials	49	877,788	856,732	21,057
C170	Manufacture of paper and paper products	205	47,227,037	47,187,853	39,184
C181	Printing and service activities related to printing	999	26,869,613	27,658,760	(789,147)
C182	Reproduction of recorded media	4	12,063	12,450	(387)
C192	Manufacture of refined petroleum products	10	1,569,256	1,906,363	(337,107)
C199	Manufacture of other fuel products				
C201	Manufacture of basic chemicals	66	27,830,843	28,465,423	(634,579)
C202	Manufacture of other chemical products, n.e.c.	198	25,164,785	24,889,905	274,879
C203	Manufacture of man-made fibers				
C210	Manufacture of pharmaceuticals, medicinal chemical and botanical products	47	4,534,899	4,270,620	264,280
C221	Manufacture of rubber products	69	6,157,540	6,385,908	(228,369)
C222	Manufacture of plastic products	439	46,941,643	46,732,063	209,580
C231	Manufacture of glass and glass products	29	1,075,308	1,065,422	9,886
C239	Manufacture of non-metallic mineral products, n.e.c.	89	14,533,715	14,763,973	(230,258)
C241	Manufacture of basic iron and steel	100	79,171,318	66,760,627	12,410,691
C242	Manufacture of basic precious and other non-ferrous metals	6	3,284,821	3,221,950	62,871
C243	Casting of metals	20	147,308	199,247	(51,938)

*Continued*

TABLE 5.2 - *Continued*

2009 PSIC Code	Region/ Industry Description	Number of Establishments	Raw Materials Used		
			Total	Raw Materials Purchased	Beginning Less Ending Inventory of Raw Materials Purchased
		(1)	(2)	(3)	(4)
C251	Manufacture of structural metal products, tanks, reservoirs and steam generators	208	35,882,673	36,394,726	(512,053)
C252	Manufacture of weapons and ammunition	10	1,581,186	1,712,857	(131,671)
C259	Manufacture of other fabricated metal products; metal working service activities	282	21,936,068	24,820,524	(2,884,456)
C261	Manufacture of electronic components	14	7,606,189	7,271,990	334,198
C262	Manufacture of computers and peripheral equipment and accessories	3	27,163	32,462	(5,299)
C263	Manufacture of communication equipment				
C264	Manufacture of consumer electronics				
C265	Manufacture of measuring, testing, navigating and control equipment; watches and clocks	9	1,597,552	1,487,535	110,018
C267	Manufacture of optical instruments and photographic equipment				
C271	Manufacture of electric motors, generators, transformers and electricity distribution and control apparatus				
C272	Manufacture of batteries and accumulators	4	6,455,237	6,381,643	73,594
C273	Manufacture of wiring and wiring devices	22	4,322,511	575,715	3,746,796
C274	Manufacture of electric lighting equipment	12	298,953	257,022	41,931
C275	Manufacture of domestic appliances	20	2,766,142	2,904,208	(138,066)
C279	Manufacture of other electrical equipment	s	s	s	s
C281	Manufacture of general purpose machinery	59	16,896,894	17,431,064	(534,170)
C282	Manufacture of special purpose machinery	75	2,563,034	2,642,632	(79,598)
C291	Manufacture of motor vehicles	13	334,091	340,492	(6,401)
C292	Manufacture of bodies (coachwork) for motor vehicles; manufacture of trailers and semi-trailers	7	214,305	234,163	(19,859)
C293	Manufacture of parts and accessories for motor vehicles	22	12,331,782	12,226,952	104,830
C301	Building of ships and boats	10	14,067	15,436	(1,370)
C303	Manufacture of air and spacecraft and related machinery	27	13,616,268	13,758,249	(141,983)
C309	Manufacture of transport equipment, n.e.c.				
C310	Manufacture of furniture	203	20,781,288	21,877,025	(1,095,738)
C321	Manufacture of jewelry, bijouterie and related articles	14	66,952	66,952	-
C322	Manufacture of musical instruments	s	s	s	s
C323	Manufacture of sports goods	6	149,821	158,011	(8,190)
C324	Manufacture of games and toys	12	195,920	193,599	2,321
C325	Manufacture of medical and dental instruments and supplies	18	361,543	357,902	3,641
C329	Other manufacturing, n.e.c.	69	5,983,744	5,984,419	(675)
C331	Repair of fabricated metal products, machinery and equipment	147	549,151	574,790	(25,639)
C332	Installation of industrial machinery and equipment	s	s	s	s

*Continued*



TABLE 5.2 - *Continued*

2009 PSIC Code	Region/ Industry Description	Number of Establishments	Raw Materials Used		
			Total	Raw Materials Purchased	Beginning Less Ending Inventory of Raw Materials Purchased
		(1)	(2)	(3)	(4)
	<b>Cordillera Administrative Region</b>	<b>316</b>	<b>83,034,198</b>	<b>84,989,941</b>	<b>(1,955,742)</b>
C101	Processing and preserving of meat	s	s	s	s
C103	Processing and preserving of fruits and vegetables	3	224,338	222,245	2,093
C105	Manufacture of dairy products	s	s	s	s
C106	Manufacture of grain mill products, starches and starch products	37	864	1,037	(174)
C107	Manufacture of other food products	110	1,181,033	1,767,634	(586,601)
C110	Manufacture of beverages	50	23,427	21,557	1,870
C131	Spinning, weaving and finishing of textiles	16	42,542	36,572	5,969
C139	Manufacture of other textiles				
C141	Manufacture of wearing apparel, except fur apparel	s	s	s	s
C142	Custom tailoring and dressmaking	20	1,338	3,711	(2,373)
C162	Manufacture of products of wood, cork, straw and plaiting materials	s	s	s	s
C170	Manufacture of paper and paper products	s	s	s	s
C181	Printing and service activities related to printing	38	116,264	89,555	26,709
C201	Manufacture of basic chemicals	s	s	s	s
C202	Manufacture of other chemical products, n.e.c.	s	s	s	s
C221	Manufacture of rubber products	5	146,561	156,860	(10,299)
C222	Manufacture of plastic products				
C231	Manufacture of glass and glass products	s	s	s	s
C239	Manufacture of non-metallic mineral products, n.e.c.	s	s	s	s
C241	Manufacture of basic iron and steel	s	s	s	s
C242	Manufacture of basic precious and other non-ferrous metals	s	s	s	s
C251	Manufacture of structural metal products, tanks, reservoirs and steam generators	4	2,340	2,360	(20)
C259	Manufacture of other fabricated metal products; metal working service activities	5	225	338	(113)
C261	Manufacture of electronic components	4	69,424,082	69,436,566	(12,484)
C281	Manufacture of general purpose machinery	3	4,166	2,296	1,870
C282	Manufacture of special purpose machinery				
C303	Manufacture of air and spacecraft and related machinery	s	s	s	s
C310	Manufacture of furniture	s	s	s	s
C321	Manufacture of jewelry, bijouterie and related articles	s	s	s	s
C331	Repair of fabricated metal products, machinery and equipment	4	1,501	2,400	(899)
	<b>I - Ilocos Region</b>	<b>746</b>	<b>24,910,193</b>	<b>29,681,973</b>	<b>(4,771,780)</b>
C101	Processing and preserving of meat	14	1,419,860	1,286,874	132,986
C102	Processing and preserving of fish, crustaceans and mollusks	15	3,920	3,920	-

*Continued*

TABLE 5.2 - *Continued*

2009 PSIC Code	Region/ Industry Description	Number of Establishments	Raw Materials Used		
			Total	Raw Materials Purchased	Beginning Less Ending Inventory of Raw Materials Purchased
		(1)	(2)	(3)	(4)
C103	Processing and preserving of fruits and vegetables	s	s	s	s
C105	Manufacture of dairy products	s	s	s	s
C106	Manufacture of grain mill products, starches and starch products	61	4,653,330	7,723,843	(3,070,513)
C107	Manufacture of other food products	274	2,050,946	2,067,296	(16,350)
C108	Manufacture of prepared animal feeds	4	24,746	21,360	3,385
C110	Manufacture of beverages	126	3,072,353	2,996,942	75,411
C120	Manufacture of tobacco products	3	356,615	473,018	(116,403)
C131	Spinning, weaving and finishing of textiles	6	2,899	2,905	(6)
C141	Manufacture of wearing apparel, except fur apparel	3	5,013	4,504	509
C142	Custom tailoring and dressmaking	9	13,078	13,096	(18)
C162	Manufacture of products of wood, cork, straw and plaiting materials	12	2,618	1,536	1,082
C170	Manufacture of paper and paper products	s	s	s	s
C181	Printing and service activities related to printing	62	325,000	324,580	420
C201	Manufacture of basic chemicals	7	6,867,634	8,531,758	(1,664,124)
C202	Manufacture of other chemical products, n.e.c.				
C210	Manufacture of pharmaceuticals, medicinal chemical and botanical products				
C221	Manufacture of rubber products	s	s	s	s
C222	Manufacture of plastic products	s	s	s	s
C239	Manufacture of non-metallic mineral products, n.e.c.	26	4,253,226	4,436,902	(183,677)
C241	Manufacture of basic iron and steel	6	186,492	142,394	44,098
C251	Manufacture of structural metal products, tanks, reservoirs and steam generators	11	807,505	787,310	20,195
C259	Manufacture of other fabricated metal products; metal working service activities	17	11,912	11,580	332
C282	Manufacture of special purpose machinery	5	1,781	1,520	261
C292	Manufacture of bodies (coachwork) for motor vehicles; }	6	3,132	3,085	47
	manufacture of trailers and semi-trailers }				
C293	Manufacture of parts and accessories for motor vehicles }				
C309	Manufacture of transport equipment, n.e.c.	s	s	s	s
C310	Manufacture of furniture	36	39,390	31,242	8,148
C321	Manufacture of jewelry, bijouterie and related articles }	16	230,781	230,504	276
C324	Manufacture of games and toys }				
C329	Other manufacturing, n.e.c. }				
C331	Repair of fabricated metal products, machinery and equipment	21	271,423	288,444	(17,021)
	<b>II - Cagayan Valley</b>	<b>403</b>	<b>11,113,540</b>	<b>10,635,073</b>	<b>478,467</b>
C101	Processing and preserving of meat	4	90,852	83,720	7,132

*Continued*

TABLE 5.2 - *Continued*

2009 PSIC Code	Region/ Industry Description	Number of Establishments	Raw Materials Used		
			Total	Raw Materials Purchased	Beginning Less Ending Inventory of Raw Materials Purchased
		(1)	(2)	(3)	(4)
C102	Processing and preserving of fish, crustaceans and mollusks	s	s	s	s
C103	Processing and preserving of fruits and vegetables	3	3,032	3,170	(138)
C105	Manufacture of dairy products	s	s	s	s
C106	Manufacture of grain mill products, starches and starch products	39	1,318,594	1,278,793	39,800
C107	Manufacture of other food products	194	2,779,860	2,414,828	365,033
C108	Manufacture of prepared animal feeds	5	70,059	29,359	40,700
C110	Manufacture of beverages	46	5,237,694	5,215,639	22,054
C120	Manufacture of tobacco products	s	s	s	s
C131	Spinning, weaving and finishing of textiles	s	s	s	s
C139	Manufacture of other textiles	s	s	s	s
C142	Custom tailoring and dressmaking	7	4,369	4,064	305
C162	Manufacture of products of wood, cork, straw and plaiting materials	3	3,963	3,950	13
C181	Printing and service activities related to printing	37	111,748	109,010	2,737
C182	Reproduction of recorded media	s	s	s	s
C192	Manufacture of refined petroleum products	s	s	s	s
C199	Manufacture of other fuel products	s	s	s	s
C201	Manufacture of basic chemicals	s	s	s	s
C231	Manufacture of glass and glass products	15	92,539	93,256	(716)
C239	Manufacture of non-metallic mineral products, n.e.c.				
C251	Manufacture of structural metal products, tanks, reservoirs and steam generators	4	76,864	76,503	361
C259	Manufacture of other fabricated metal products; metal working service activities	9	23,503	10,710	12,793
C282	Manufacture of special purpose machinery	3	115,706	109,878	5,828
C310	Manufacture of furniture	13	36,424	39,023	(2,599)
C321	Manufacture of jewelry, bijouterie and related articles	s	s	s	s
C329	Other manufacturing, n.e.c.	s	s	s	s
C331	Repair of fabricated metal products, machinery and equipment	9	826	869	(43)
<b>III - Central Luzon</b>		<b>2,456</b>	<b>634,436,477</b>	<b>616,795,206</b>	<b>17,641,271</b>
C101	Processing and preserving of meat	79	7,847,260	8,098,305	(251,046)
C102	Processing and preserving of fish, crustaceans and mollusks	23	2,036,662	2,273,409	(236,748)
C103	Processing and preserving of fruits and vegetables	18	2,323,574	2,337,571	(13,997)
C104	Manufacture of vegetable and animal oils and fats	3	26,539	26,120	419
C105	Manufacture of dairy products	11	1,270,897	1,266,560	4,336
C106	Manufacture of grain mill products, starches and starch products	134	6,785,030	6,765,113	19,917

*Continued*

TABLE 5.2 - *Continued*

2009 PSIC Code	Region/ Industry Description	Number of Establishments	Raw Materials Used		
			Total	Raw Materials Purchased	Beginning Less Ending Inventory of Raw Materials Purchased
		(1)	(2)	(3)	(4)
C107	Manufacture of other food products	619	27,009,926	27,143,181	(133,255)
C108	Manufacture of prepared animal feeds	53	22,558,077	23,502,868	(944,791)
C110	Manufacture of beverages	260	14,034,167	13,986,624	47,543
C120	Manufacture of tobacco products	s	s	s	s
C131	Spinning, weaving and finishing of textiles	17	491,144	446,960	44,184
C139	Manufacture of other textiles	44	1,238,934	1,274,227	(35,293)
C141	Manufacture of wearing apparel, except fur apparel	154	4,558,810	4,413,472	145,338
C142	Custom tailoring and dressmaking }	23	15,171	11,290	3,882
C143	Manufacture of knitted and crocheted apparel }				
C151	Tanning and dressing of leather; manufacture of luggage and handbags	10	329,621	414,961	(85,340)
C152	Manufacture of footwear	11	1,703,717	1,724,025	(20,309)
C161	Sawmilling and planing of wood }	33	271,746	274,719	(2,974)
C162	Manufacture of products of wood, cork, straw and plaiting materials }				
C170	Manufacture of paper and paper products	33	8,325,712	8,494,288	(168,576)
C181	Printing and service activities related to printing	123	1,150,765	1,137,232	13,534
C192	Manufacture of refined petroleum products	3	253,030,368	253,036,342	(5,974)
C201	Manufacture of basic chemicals	19	6,079,480	6,393,656	(314,176)
C202	Manufacture of other chemical products, n.e.c.	29	1,294,419	1,373,663	(79,244)
C210	Manufacture of pharmaceuticals, medicinal chemical and botanical products	19	701,196	737,683	(36,488)
C221	Manufacture of rubber products	11	8,164,264	8,204,580	(40,316)
C222	Manufacture of plastic products	90	8,494,930	8,492,588	2,342
C231	Manufacture of glass and glass products	8	368,389	401,227	(32,838)
C239	Manufacture of non-metallic mineral products, n.e.c.	137	22,415,753	22,115,298	300,455
C241	Manufacture of basic iron and steel	47	23,306,792	18,896,740	4,410,052
C242	Manufacture of basic precious and other non-ferrous metals	5	122,644	104,567	18,077
C243	Casting of metals	5	771,265	953,915	(182,650)
C251	Manufacture of structural metal products, tanks, reservoirs and steam generators	49	60,363,301	45,407,928	14,955,374
C252	Manufacture of weapons and ammunition }	37	8,668,955	9,291,172	(622,217)
C259	Manufacture of other fabricated metal products; metal working service activities }				
C261	Manufacture of electronic components	15	69,398,142	69,133,776	264,366
C262	Manufacture of computers and peripheral equipment and accessories	5	10,654,182	10,557,664	96,518
C264	Manufacture of consumer electronics }	4	95,531	5,203	90,328
C265	Manufacture of measuring, testing, navigating and control equipment; watches and clocks }				
C271	Manufacture of electric motors, generators, transformers and electricity distribution and control apparatus	9	378,006	353,102	24,904

*Continued*

TABLE 5.2 - *Continued*

2009 PSIC Code	Region/ Industry Description	Number of Establishments	Raw Materials Used		
			Total	Raw Materials Purchased	Beginning Less Ending Inventory of Raw Materials Purchased
		(1)	(2)	(3)	(4)
C272	Manufacture of batteries and accumulators	3	6,650,265	6,547,795	102,470
C273	Manufacture of wiring and wiring devices	8	6,539,815	6,984,534	(444,719)
C274	Manufacture of electric lighting equipment	7	860,916	832,742	28,174
C275	Manufacture of domestic appliances	5	1,660,888	1,666,830	(5,942)
C279	Manufacture of other electrical equipment	5	727,964	753,986	(26,022)
C281	Manufacture of general purpose machinery	13	267,878	233,460	34,418
C282	Manufacture of special purpose machinery	17	1,073,889	1,115,735	(41,846)
C291	Manufacture of motor vehicles	4	568,592	539,443	29,149
C292	Manufacture of bodies (coachwork) for motor vehicles; manufacture of trailers and semi-trailers				
C293	Manufacture of parts and accessories for motor vehicles				
C301	Building of ships and boats	s	s	s	s
C303	Manufacture of air and spacecraft and related machinery	5	151,252	166,683	(15,431)
C309	Manufacture of transport equipment, n.e.c.	23	76,707	71,974	4,733
C310	Manufacture of furniture	94	1,825,317	1,755,701	69,616
C321	Manufacture of jewelry, bijouterie and related articles	13	116,999	117,477	(478)
C322	Manufacture of musical instruments	s	s	s	s
C323	Manufacture of sports goods	4	1,001,645	1,011,071	(9,427)
C324	Manufacture of games and toys	6	338,783	343,879	(5,095)
C325	Manufacture of medical and dental instruments and supplies	8	1,171,253	1,303,826	(132,573)
C329	Other manufacturing, n.e.c.	46	920,623	806,928	113,695
C331	Repair of fabricated metal products, machinery and equipment	43	627,278	448,597	178,681
C332	Installation of industrial machinery and equipment	s	s	s	s
	<b>IVA - CALABARZON</b>	<b>4,340</b>	<b>1,299,064,084</b>	<b>1,312,161,523</b>	<b>(13,097,439)</b>
C101	Processing and preserving of meat	51	14,460,815	14,641,264	(180,448)
C102	Processing and preserving of fish, crustaceans and mollusks	13	293,003	277,404	15,599
C103	Processing and preserving of fruits and vegetables	16	5,255,193	5,245,072	10,120
C104	Manufacture of vegetable and animal oils and fats	41	11,183,230	11,197,851	(14,621)
C105	Manufacture of dairy products	21	45,773,188	47,544,652	(1,771,463)
C106	Manufacture of grain mill products, starches and starch products	86	21,837,002	21,891,674	(54,671)
C107	Manufacture of other food products	1,144	43,083,374	44,520,854	(1,437,480)
C108	Manufacture of prepared animal feeds	79	17,219,377	17,237,119	(17,742)
C110	Manufacture of beverages	446	81,072,280	79,820,932	1,251,348
C120	Manufacture of tobacco products	3	2,145,673	2,366,745	(221,071)
C131	Spinning, weaving and finishing of textiles	10	314,616	323,551	(8,935)
C139	Manufacture of other textiles	35	5,746,395	5,738,086	8,309
C141	Manufacture of wearing apparel, except fur apparel	259	7,435,338	7,409,271	26,068

*Continued*

TABLE 5.2 - *Continued*

2009 PSIC Code	Region/ Industry Description	Number of Establishments	Raw Materials Used		
			Total	Raw Materials Purchased	Beginning Less Ending Inventory of Raw Materials Purchased
		(1)	(2)	(3)	(4)
C142	Custom tailoring and dressmaking	88	43,815	55,065	(11,250)
C143	Manufacture of knitted and crocheted apparel	3	325,221	357,926	(32,705)
C151	Tanning and dressing of leather; manufacture of luggage and handbags	6	117,601	138,653	(21,052)
C152	Manufacture of footwear	36	2,582,402	2,438,513	143,889
C161	Sawmilling and planing of wood	89	32,000,454	31,890,668	109,786
C162	Manufacture of products of wood, cork, straw and plaiting materials				
C170	Manufacture of paper and paper products	68	13,621,749	13,495,837	125,912
C181	Printing and service activities related to printing	145	16,175,361	16,273,377	(98,015)
C182	Reproduction of recorded media	s	s	s	s
C192	Manufacture of refined petroleum products	6	110,359,223	119,055,027	(8,695,804)
C199	Manufacture of other fuel products				
C201	Manufacture of basic chemicals	37	36,336,206	36,692,356	(356,150)
C202	Manufacture of other chemical products, n.e.c.	89	27,009,209	26,885,576	123,633
C210	Manufacture of pharmaceuticals, medicinal chemical and botanical products	30	10,243,167	9,472,505	770,662
C221	Manufacture of rubber products	36	1,792,936	1,823,324	(30,387)
C222	Manufacture of plastic products	170	26,671,567	26,665,324	6,243
C231	Manufacture of glass and glass products	26	3,217,570	3,189,417	28,153
C239	Manufacture of non-metallic mineral products, n.e.c.	116	30,361,551	30,315,532	46,020
C241	Manufacture of basic iron and steel	79	36,451,861	34,781,770	1,670,091
C242	Manufacture of basic precious and other non-ferrous metals	9	3,383,990	3,316,722	67,269
C243	Casting of metals	15	4,804,430	4,799,552	4,878
C251	Manufacture of structural metal products, tanks, reservoirs and steam generators	102	7,229,051	7,049,497	179,554
C259	Manufacture of other fabricated metal products; metal working service activities	222	31,638,679	32,617,620	(978,941)
C261	Manufacture of electronic components	99	163,083,498	163,763,647	(680,149)
C262	Manufacture of computers and peripheral equipment and accessories	24	16,625,960	16,265,448	360,511
C263	Manufacture of communication equipment	8	1,164,920	1,484,154	(319,234)
C264	Manufacture of consumer electronics	10	10,542,007	10,964,495	(422,488)
C265	Manufacture of measuring, testing, navigating and control equipment; watches and clocks	6	2,431,874	2,210,830	221,045
C267	Manufacture of optical instruments and photographic equipment	7	8,021,468	8,169,333	(147,865)
C271	Manufacture of electric motors, generators, transformers and electricity distribution and control apparatus	25	9,747,962	9,552,787	195,174
C272	Manufacture of batteries and accumulators	4	651,120	655,806	(4,686)
C273	Manufacture of wiring and wiring devices	24	11,007,339	11,101,372	(94,033)
C274	Manufacture of electric lighting equipment	15	3,986,490	3,940,906	45,583

*Continued*

TABLE 5.2 - *Continued*

2009 PSIC Code	Region/ Industry Description	Number of Establishments	Raw Materials Used		
			Total	Raw Materials Purchased	Beginning Less Ending Inventory of Raw Materials Purchased
		(1)	(2)	(3)	(4)
C275	Manufacture of domestic appliances	14	2,272,685	2,250,546	22,139
C279	Manufacture of other electrical equipment	12	2,682,417	2,595,006	87,412
C281	Manufacture of general purpose machinery	48	29,241,608	28,677,796	563,812
C282	Manufacture of special purpose machinery	76	10,645,807	11,003,490	(357,683)
C291	Manufacture of motor vehicles	13	174,538,938	174,146,143	392,795
C292	Manufacture of bodies (coachwork) for motor vehicles; manufacture of trailers and semi-trailers	14	2,303,314	2,349,308	(45,993)
C293	Manufacture of parts and accessories for motor vehicles	71	103,958,330	103,827,783	130,547
C301	Building of ships and boats	5	113,980	79,271	34,708
C303	Manufacture of air and spacecraft and related machinery	19	59,144,808	60,826,049	(1,681,241)
C309	Manufacture of transport equipment, n.e.c.				
C310	Manufacture of furniture	92	4,140,563	4,138,155	2,408
C321	Manufacture of jewelry, bijouterie and related articles	5	108,648	114,985	(6,337)
C323	Manufacture of sports goods	9	1,304,348	1,328,184	(23,836)
C324	Manufacture of games and toys	6	245,673	245,107	566
C325	Manufacture of medical and dental instruments and supplies	16	29,188,755	31,258,352	(2,069,597)
C329	Other manufacturing, n.e.c.	27	627,696	594,855	32,841
C331	Repair of fabricated metal products, machinery and equipment	116	1,018,256	1,002,372	15,883
	<b>MIMAROPA</b>	<b>353</b>	<b>10,031,559</b>	<b>9,980,031</b>	<b>51,528</b>
C101	Processing and preserving of meat	s	s	s	s
C103	Processing and preserving of fruits and vegetables	s	s	s	s
C104	Manufacture of vegetable and animal oils and fats	3	95,704	96,170	(466)
C105	Manufacture of dairy products	s	s	s	s
C106	Manufacture of grain mill products, starches and starch products	89	1,547,037	1,519,330	27,707
C107	Manufacture of other food products	113	2,800,860	2,821,768	(20,908)
C110	Manufacture of beverages	61	10,744	6,653	4,091
C131	Spinning, weaving and finishing of textiles	s	s	s	s
C142	Custom tailoring and dressmaking	4	139	144	(5)
C151	Tanning and dressing of leather; manufacture of luggage and handbags	s	s	s	s
C162	Manufacture of products of wood, cork, straw and plaiting materials	s	s	s	s
C181	Printing and service activities related to printing	28	4,709	4,709	-
C192	Manufacture of refined petroleum products	s	s	s	s
C201	Manufacture of basic chemicals	5	2,171	971	1,200
C202	Manufacture of other chemical products, n.e.c.				
C210	Manufacture of pharmaceuticals, medicinal chemical and botanical products	s	s	s	s

*Continued*

TABLE 5.2 - *Continued*

2009 PSIC Code	Region/ Industry Description	Number of Establishments	Raw Materials Used		
			Total	Raw Materials Purchased	Beginning Less Ending Inventory of Raw Materials Purchased
		(1)	(2)	(3)	(4)
C222	Manufacture of plastic products	s	s	s	s
C239	Manufacture of non-metallic mineral products, n.e.c.	24	13,120	12,877	243
C242	Manufacture of basic precious and other non-ferrous metals	s	s	s	s
C259	Manufacture of other fabricated metal products; metal working service activities	6	882	957	(75)
C282	Manufacture of special purpose machinery	s	s	s	s
C310	Manufacture of furniture	4	618	638	(20)
C331	Repair of fabricated metal products, machinery and equipment	5	175	500	(324)
	<b>V - Bicol Region</b>	<b>760</b>	<b>18,783,477</b>	<b>18,338,257</b>	<b>445,221</b>
C101	Processing and preserving of meat	15	3,852	2,417	1,435
C102	Processing and preserving of fish, crustaceans and mollusks	24	232,824	234,515	(1,691)
C103	Processing and preserving of fruits and vegetables	7	24,440	27,750	(3,310)
C104	Manufacture of vegetable and animal oils and fats	7	2,801,760	2,591,149	210,611
C105	Manufacture of dairy products	4	182,514	182,514	-
C106	Manufacture of grain mill products, starches and starch products	127	2,200,870	1,976,135	224,736
C107	Manufacture of other food products	261	576,015	586,261	(10,246)
C108	Manufacture of prepared animal feeds	5	2,828,758	2,845,604	(16,846)
C110	Manufacture of beverages	84	2,423,601	2,424,684	(1,083)
C120	Manufacture of tobacco products	s	s	s	s
C131	Spinning, weaving and finishing of textiles	4	247	234	13
C139	Manufacture of other textiles	10	370,824	371,218	(394)
C141	Manufacture of wearing apparel, except fur apparel	34	12,969	14,630	(1,660)
C142	Custom tailoring and dressmaking				
C152	Manufacture of footwear	s	s	s	s
C162	Manufacture of products of wood, cork, straw and plaiting materials	19	140,569	124,530	16,039
C170	Manufacture of paper and paper products	s	s	s	s
C181	Printing and service activities related to printing	63	39,374	42,677	(3,303)
C192	Manufacture of refined petroleum products	s	s	s	s
C201	Manufacture of basic chemicals	3	5,109	1,842	3,267
C210	Manufacture of pharmaceuticals, medicinal chemical and botanical products	s	s	s	s
C231	Manufacture of glass and glass products	19	1,608,143	1,488,900	119,244
C239	Manufacture of non-metallic mineral products, n.e.c.				
C241	Manufacture of basic iron and steel	5	3,900,870	3,910,211	(9,341)
C242	Manufacture of basic precious and other non-ferrous metals				

*Continued*



TABLE 5.2 - *Continued*

2009 PSIC Code	Region/ Industry Description	Number of Establishments	Raw Materials Used		
			Total	Raw Materials Purchased	Beginning Less Ending Inventory of Raw Materials Purchased
		(1)	(2)	(3)	(4)
C251	Manufacture of structural metal products, tanks, reservoirs and steam generators	4	75,454	75,178	275
C259	Manufacture of other fabricated metal products; metal working service activities	22	2,940	2,940	-
C282	Manufacture of special purpose machinery	3	17,139	17,914	(775)
C293	Manufacture of parts and accessories for motor vehicles	s	s	s	s
C310	Manufacture of furniture	14	91,568	91,394	174
C329	Other manufacturing, n.e.c.	9	6,687	6,819	(131)
C331	Repair of fabricated metal products, machinery and equipment	9	350	350	-
	<b>VI - Western Visayas</b>	<b>1,208</b>	<b>41,335,885</b>	<b>40,824,141</b>	<b>511,744</b>
C101	Processing and preserving of meat	15	51,490	51,208	282
C102	Processing and preserving of fish, crustaceans and mollusks	20	212,319	176,900	35,419
C103	Processing and preserving of fruits and vegetables	3	5,989	5,984	6
C104	Manufacture of vegetable and animal oils and fats	3	163,611	157,451	6,160
C105	Manufacture of dairy products	4	3,223	3,138	85
C106	Manufacture of grain mill products, starches and starch products	77	2,935,366	2,747,708	187,658
C107	Manufacture of other food products	594	18,968,383	19,101,280	(132,896)
C108	Manufacture of prepared animal feeds	3	2,911,002	2,765,508	145,494
C110	Manufacture of beverages	180	6,511,226	6,783,397	(272,171)
C131	Spinning, weaving and finishing of textiles	5	74,720	75,188	(468)
C139	Manufacture of other textiles	3	1,523	1,318	205
C141	Manufacture of wearing apparel, except fur apparel	12	28,955	34,831	(5,876)
C142	Custom tailoring and dressmaking	28	205,732	207,910	(2,179)
C161	Sawmilling and planing of wood	11	40,048	39,557	491
C162	Manufacture of products of wood, cork, straw and plaiting materials				
C170	Manufacture of paper and paper products				
C181	Printing and service activities related to printing	79	191,155	189,908	1,247
C199	Manufacture of other fuel products	s	s	s	s
C201	Manufacture of basic chemicals	10	5,864,649	5,201,282	663,367
C202	Manufacture of other chemical products, n.e.c.	3	2,903	2,903	-
C210	Manufacture of pharmaceuticals, medicinal chemical and botanical products	4	57,250	58,306	(1,056)
C222	Manufacture of plastic products	8	606,904	649,847	(42,943)
C231	Manufacture of glass and glass products	49	1,161,678	1,171,274	(9,596)
C239	Manufacture of non-metallic mineral products, n.e.c.				
C241	Manufacture of basic iron and steel				
C243	Casting of metals	8	244,296	232,847	11,450

*Continued*

TABLE 5.2 - *Continued*

2009 PSIC Code	Region/ Industry Description	Number of Establishments	Raw Materials Used		
			Total	Raw Materials Purchased	Beginning Less Ending Inventory of Raw Materials Purchased
		(1)	(2)	(3)	(4)
C251	Manufacture of structural metal products, tanks, reservoirs and steam generators	4	28,545	24,051	4,494
C259	Manufacture of other fabricated metal products; metal working service activities	12	118,483	122,637	(4,154)
C273	Manufacture of wiring and wiring devices	s	s	s	s
C275	Manufacture of domestic appliances	s	s	s	s
C282	Manufacture of special purpose machinery	4	243,776	231,455	12,321
C310	Manufacture of furniture	44	569,177	654,316	(85,139)
C329	Other manufacturing, n.e.c.	5	43,350	42,735	615
C331	Repair of fabricated metal products, machinery and equipment	19	82,665	83,852	(1,187)
	<b>VII - Central Visayas</b>	<b>2,853</b>	<b>199,588,337</b>	<b>199,992,337</b>	<b>(404,000)</b>
C101	Processing and preserving of meat	28	12,865,515	13,027,028	(161,513)
C102	Processing and preserving of fish, crustaceans and mollusks	36	4,739,230	4,761,623	(22,394)
C103	Processing and preserving of fruits and vegetables	15	3,692,766	3,692,563	204
C104	Manufacture of vegetable and animal oils and fats	11	4,489,153	4,323,805	165,347
C105	Manufacture of dairy products	7	731,913	732,919	(1,006)
C106	Manufacture of grain mill products, starches and starch products	40	1,915,860	1,871,481	44,379
C107	Manufacture of other food products	1,297	6,372,435	6,474,177	(101,742)
C108	Manufacture of prepared animal feeds	10	28,402,881	31,178,886	(2,776,005)
C110	Manufacture of beverages	367	29,849,724	29,849,526	199
C131	Spinning, weaving and finishing of textiles	3	2,910	2,928	(18)
C139	Manufacture of other textiles	18	84,678	85,370	(692)
C141	Manufacture of wearing apparel, except fur apparel	43	1,513,381	1,529,437	(16,056)
C142	Custom tailoring and dressmaking	24	7,800	7,800	-
C151	Tanning and dressing of leather; manufacture of luggage and handbags	s	s	s	s
C152	Manufacture of footwear	14	407,051	436,782	(29,731)
C161	Sawmilling and planing of wood	29	738,584	877,028	(138,445)
C162	Manufacture of products of wood, cork, straw and plaiting materials				
C170	Manufacture of paper and paper products	24	3,140,571	3,100,015	40,556
C181	Printing and service activities related to printing	222	4,335,809	3,846,763	489,046
C199	Manufacture of other fuel products	s	s	s	s
C201	Manufacture of basic chemicals	19	6,166,847	6,183,205	(16,358)
C202	Manufacture of other chemical products, n.e.c.	36	3,431,578	3,280,039	151,539
C203	Manufacture of man-made fibers				
C210	Manufacture of pharmaceuticals, medicinal chemical and botanical products				
		8	877,059	919,588	(42,529)

*Continued*

TABLE 5.2 - *Continued*

2009 PSIC Code	Region/ Industry Description	Number of Establishments	Raw Materials Used		
			Total	Raw Materials Purchased	Beginning Less Ending Inventory of Raw Materials Purchased
		(1)	(2)	(3)	(4)
C221	Manufacture of rubber products	9	1,242,281	1,238,848	3,432
C222	Manufacture of plastic products	70	7,872,166	7,679,919	192,247
C231	Manufacture of glass and glass products	9	497,797	541,312	(43,515)
C239	Manufacture of non-metallic mineral products, n.e.c.	76	6,573,450	6,878,572	(305,122)
C241	Manufacture of basic iron and steel	27	7,100,571	4,616,038	2,484,534
C242	Manufacture of basic precious and other non-ferrous metals				
C243	Casting of metals				
C251	Manufacture of structural metal products, tanks, reservoirs and steam generators	19	1,035,074	960,486	74,588
C252	Manufacture of weapons and ammunition	s	s	s	s
C259	Manufacture of other fabricated metal products; metal working service activities	47	1,282,258	1,254,385	27,872
C261	Manufacture of electronic components	13	7,333,514	7,325,440	8,074
C262	Manufacture of computers and peripheral equipment and accessories	4	3,004,156	2,907,521	96,635
C263	Manufacture of communication equipment				
C265	Manufacture of measuring, testing, navigating and control equipment; watches and clocks				
C267	Manufacture of optical instruments and photographic equipment	13	3,024,902	3,092,001	(67,099)
C271	Manufacture of electric motors, generators, transformers and electricity distribution and control apparatus	3	544,424	538,102	6,322
C273	Manufacture of wiring and wiring devices	s	s	s	s
C274	Manufacture of electric lighting equipment	4	618,469	598,435	20,034
C275	Manufacture of domestic appliances	3	1,217,916	1,218,706	(790)
C281	Manufacture of general purpose machinery	8	1,904,030	1,755,167	148,863
C282	Manufacture of special purpose machinery	7	170,214	165,263	4,951
C291	Manufacture of motor vehicles	8	2,792,679	2,404,473	388,206
C292	Manufacture of bodies (coachwork) for motor vehicles; manufacture of trailers and semi-trailers	10	7,791,035	7,792,521	(1,486)
C293	Manufacture of parts and accessories for motor vehicles				
C301	Building of ships and boats	6	3,614,230	3,719,022	(104,792)
C309	Manufacture of transport equipment, n.e.c.	s	s	s	s
C310	Manufacture of furniture	133	4,639,080	4,723,352	(84,271)
C321	Manufacture of jewelry, bijouterie and related articles	37	302,557	313,594	(11,037)
C322	Manufacture of musical instruments	s	s	s	s
C323	Manufacture of sports goods	s	s	s	s
C324	Manufacture of games and toys	3	735,454	763,887	(28,432)
C325	Manufacture of medical and dental instruments and supplies	5	887,043	1,302,298	(415,255)
C329	Other manufacturing, n.e.c.	18	93,023	92,535	488

*Continued*

TABLE 5.2 - *Continued*

2009 PSIC Code	Region/ Industry Description	Number of Establishments	Raw Materials Used		
			Total	Raw Materials Purchased	Beginning Less Ending Inventory of Raw Materials Purchased
		(1)	(2)	(3)	(4)
C331	Repair of fabricated metal products, machinery and equipment	54	18,722,745	19,015,851	(293,107)
	VIII - Eastern Visayas	871	17,568,886	17,594,160	(25,275)
C101	Processing and preserving of meat	s	s	s	s
C102	Processing and preserving of fish, crustaceans and mollusks	3	203,591	210,729	(7,138)
C103	Processing and preserving of fruits and vegetables	s	s	s	s
C104	Manufacture of vegetable and animal oils and fats	6	2,972,598	2,799,922	172,675
C106	Manufacture of grain mill products, starches and starch products	97	661,957	730,117	(68,160)
C107	Manufacture of other food products	529	3,932,313	4,102,529	(170,216)
C110	Manufacture of beverages	108	449,119	447,175	1,944
C139	Manufacture of other textiles	s	s	s	s
C142	Custom tailoring and dressmaking	3	966	966	-
C162	Manufacture of products of wood, cork, straw and plaiting materials	s	s	s	s
C170	Manufacture of paper and paper products	3	354,751	371,157	(16,406)
C181	Printing and service activities related to printing	36	4,799	3,764	1,035
C192	Manufacture of refined petroleum products	s	s	s	s
C201	Manufacture of basic chemicals	7	870,020	801,786	68,234
C202	Manufacture of other chemical products, n.e.c.				
C210	Manufacture of pharmaceuticals, medicinal chemical and botanical products				
C221	Manufacture of rubber products	s	s	s	s
C222	Manufacture of plastic products	s	s	s	s
C231	Manufacture of glass and glass products	6	15,376	7,483	7,892
C239	Manufacture of non-metallic mineral products, n.e.c.	18	219,588	229,429	(9,841)
C242	Manufacture of basic precious and other non-ferrous metals	s	s	s	s
C243	Casting of metals	s	s	s	s
C251	Manufacture of structural metal products, tanks, reservoirs and steam generators	s	s	s	s
C259	Manufacture of other fabricated metal products; metal working service activities	18	450	514	(64)
C273	Manufacture of wiring and wiring devices	s	s	s	s
C282	Manufacture of special purpose machinery	s	s	s	s
C310	Manufacture of furniture	9	2,107	1,551	556
C329	Other manufacturing, n.e.c.	7	42,450	42,822	(373)
C331	Repair of fabricated metal products, machinery and equipment	6	4,995	4,611	384

*Continued*

TABLE 5.2 - *Continued*

2009 PSIC Code	Region/ Industry Description	Number of Establishments	Raw Materials Used		
			Total	Raw Materials Purchased	Beginning Less Ending Inventory of Raw Materials Purchased
		(1)	(2)	(3)	(4)
	<b>IX - Zamboanga Peninsula</b>	<b>522</b>	<b>18,833,324</b>	<b>18,919,534</b>	<b>(86,210)</b>
C101	Processing and preserving of meat	6	234,736	235,002	(266)
C102	Processing and preserving of fish, crustaceans and mollusks	23	3,123,803	3,215,274	(91,471)
C103	Processing and preserving of fruits and vegetables	s	s	s	s
C104	Manufacture of vegetable and animal oils and fats	4	5,221,896	4,976,625	245,271
C105	Manufacture of dairy products	s	s	s	s
C106	Manufacture of grain mill products, starches and starch products	79	2,795	2,216	579
C107	Manufacture of other food products	244	1,795,013	1,891,863	(96,851)
C108	Manufacture of prepared animal feeds	s	s	s	s
C110	Manufacture of beverages	53	6,696,556	6,738,679	(42,124)
C142	Custom tailoring and dressmaking	10	3,012	2,750	262
C161	Sawmilling and planing of wood	3	276,470	276,866	(396)
C162	Manufacture of products of wood, cork, straw and plaiting materials				
C181	Printing and service activities related to printing	33	26,349	26,462	(113)
C202	Manufacture of other chemical products, n.e.c.	s	s	s	s
C221	Manufacture of rubber products	5	37,176	37,937	(761)
C222	Manufacture of plastic products	3	29,453	23,185	6,269
C231	Manufacture of glass and glass products	12	41,778	23,870	17,908
C239	Manufacture of non-metallic mineral products, n.e.c.				
C241	Manufacture of basic iron and steel	s	s	s	s
C251	Manufacture of structural metal products, tanks, reservoirs and steam generators	s	s	s	s
C259	Manufacture of other fabricated metal products; metal working service activities	5	1,258,416	1,358,746	(100,330)
C301	Building of ships and boats	s	s	s	s
C310	Manufacture of furniture	13	61,186	84,369	(23,183)
C324	Manufacture of games and toys	7	665	375	290
C329	Other manufacturing, n.e.c.				
C331	Repair of fabricated metal products, machinery and equipment	14	3,949	4,199	(250)
	<b>X - Northern Mindanao</b>	<b>774</b>	<b>95,370,748</b>	<b>95,133,229</b>	<b>237,519</b>
C101	Processing and preserving of meat	14	93,843	67,355	26,488
C102	Processing and preserving of fish, crustaceans and mollusks	s	s	s	s
C103	Processing and preserving of fruits and vegetables	12	9,711,402	9,715,576	(4,174)
C104	Manufacture of vegetable and animal oils and fats	10	3,708,399	4,059,205	(350,805)
C105	Manufacture of dairy products	6	12,167,764	12,812,650	(644,886)

*Continued*

TABLE 5.2 - *Continued*

2009 PSIC Code	Region/ Industry Description	Number of Establishments	Raw Materials Used		
			Total	Raw Materials Purchased	Beginning Less Ending Inventory of Raw Materials Purchased
		(1)	(2)	(3)	(4)
C106	Manufacture of grain mill products, starches and starch products	85	17,894,548	17,810,049	84,499
C107	Manufacture of other food products	311	9,271,729	8,649,328	622,401
C108	Manufacture of prepared animal feeds	6	132,126	131,688	438
C110	Manufacture of beverages	51	17,661,158	17,708,027	(46,869)
C139	Manufacture of other textiles	s	s	s	s
C141	Manufacture of wearing apparel, except fur apparel	4	26,758	28,805	(2,046)
C142	Custom tailoring and dressmaking	25	10,110	10,719	(609)
C152	Manufacture of footwear	s	s	s	s
C161	Sawmilling and planing of wood	21	961,594	958,579	3,015
C162	Manufacture of products of wood, cork, straw and plaiting materials	9	74,535	67,740	6,795
C170	Manufacture of paper and paper products	8	4,016,232	2,053,296	1,962,936
C181	Printing and service activities related to printing	70	1,844,350	3,905,850	(2,061,499)
C192	Manufacture of refined petroleum products	s	s	s	s
C201	Manufacture of basic chemicals	10	14,293,289	14,233,261	60,028
C202	Manufacture of other chemical products, n.e.c.	4	1,067,095	1,001,160	65,935
C210	Manufacture of pharmaceuticals, medicinal chemical and botanical products	s	s	s	s
C221	Manufacture of rubber products	s	s	s	s
C222	Manufacture of plastic products	5	78,599	83,319	(4,721)
C231	Manufacture of glass and glass products	27	544,497	111,527	432,970
C239	Manufacture of non-metallic mineral products, n.e.c.				
C241	Manufacture of basic iron and steel	11	1,203,364	1,112,035	91,329
C243	Casting of metals	s	s	s	s
C251	Manufacture of structural metal products, tanks, reservoirs and steam generators	5	996	996	-
C252	Manufacture of weapons and ammunition	s	s	s	s
C259	Manufacture of other fabricated metal products; metal working service activities	11	90,198	93,844	(3,646)
C282	Manufacture of special purpose machinery	4	145,423	173,349	(27,926)
C291	Manufacture of motor vehicles	4	9,232	10,747	(1,515)
C292	Manufacture of bodies (coachwork) for motor vehicles; manufacture of trailers and semi-trailers	s	s	s	s
C310	Manufacture of furniture	13	117,392	109,366	8,025
C321	Manufacture of jewelry, bijouterie and related articles	3	31,906	32,203	(297)
C324	Manufacture of games and toys				
C325	Manufacture of medical and dental instruments and supplies				
C329	Other manufacturing, n.e.c.				
C331	Repair of fabricated metal products, machinery and equipment	28	44,279	30,010	14,269

*Continued*

TABLE 5.2 - *Continued*

2009 PSIC Code	Region/ Industry Description	Number of Establishments	Raw Materials Used		
			Total	Raw Materials Purchased	Beginning Less Ending Inventory of Raw Materials Purchased
		(1)	(2)	(3)	(4)
	<b>XI - Davao Region</b>	<b>1,173</b>	<b>64,465,869</b>	<b>64,680,059</b>	<b>(214,190)</b>
C101	Processing and preserving of meat	14	5,408,981	5,435,852	(26,870)
C102	Processing and preserving of fish, crustaceans and mollusks	3	7,783	6,783	1,000
C103	Processing and preserving of fruits and vegetables	15	505,488	505,259	228
C104	Manufacture of vegetable and animal oils and fats	19	13,754,298	13,745,208	9,090
C105	Manufacture of dairy products	3	2,452	3,007	(555)
C106	Manufacture of grain mill products, starches and starch products	70	3,478,524	3,874,738	(396,214)
C107	Manufacture of other food products	551	10,663,929	10,135,444	528,485
C108	Manufacture of prepared animal feeds	11	1,246,834	1,314,274	(67,440)
C110	Manufacture of beverages	64	1,090,905	1,126,927	(36,021)
C120	Manufacture of tobacco products	s	s	s	s
C131	Spinning, weaving and finishing of textiles	4	11,624	11,829	(205)
C139	Manufacture of other textiles	9	91,155	68,135	23,020
C141	Manufacture of wearing apparel, except fur apparel	4	6,446	6,247	200
C142	Custom tailoring and dressmaking	53	159,927	159,561	366
C152	Manufacture of footwear	4	6,117	6,665	(548)
C161	Sawmilling and planing of wood	22	533,924	444,824	89,100
C162	Manufacture of products of wood, cork, straw and plaiting materials				
C170	Manufacture of paper and paper products	13	6,626,510	7,002,669	(376,159)
C181	Printing and service activities related to printing	78	1,531,233	1,563,455	(32,222)
C192	Manufacture of refined petroleum products	s	s	s	s
C201	Manufacture of basic chemicals	11	599,745	562,010	37,735
C202	Manufacture of other chemical products, n.e.c.	17	4,435,802	4,462,219	(26,417)
C210	Manufacture of pharmaceuticals, medicinal chemical and botanical products	4	12,528	12,071	457
C221	Manufacture of rubber products	4	359,297	360,192	(895)
C222	Manufacture of plastic products	28	3,468,604	3,278,820	189,784
C231	Manufacture of glass and glass products	4	20,606	26,504	(5,898)
C239	Manufacture of non-metallic mineral products, n.e.c.	20	1,794,303	1,786,947	7,356
C241	Manufacture of basic iron and steel	17	380,775	394,533	(13,759)
C242	Manufacture of basic precious and other non-ferrous metals	4	196,336	137,893	58,443
C243	Casting of metals	s	s	s	s
C251	Manufacture of structural metal products, tanks, reservoirs and steam generators	12	4,320,609	4,426,440	(105,831)
C252	Manufacture of weapons and ammunition	s	s	s	s
C259	Manufacture of other fabricated metal products; metal working service activities	23	1,431,855	1,417,549	14,307

*Continued*

TABLE 5.2 - *Continued*

2009 PSIC Code	Region/ Industry Description	Number of Establishments	Raw Materials Used		
			Total	Raw Materials Purchased	Beginning Less Ending Inventory of Raw Materials Purchased
		(1)	(2)	(3)	(4)
C265	Manufacture of measuring, testing, navigating and control equipment; watches and clocks	s	s	s	s
C275	Manufacture of domestic appliances	s	s	s	s
C279	Manufacture of other electrical equipment	s	s	s	s
C281	Manufacture of general purpose machinery	3	7,952	5,810	2,142
C282	Manufacture of special purpose machinery	6	3,575	4,137	(563)
C291	Manufacture of motor vehicles	s	s	s	s
C293	Manufacture of parts and accessories for motor vehicles	s	s	s	s
C301	Building of ships and boats	}	3	667,688	657,054
C309	Manufacture of transport equipment, n.e.c.				
C310	Manufacture of furniture	27	1,064,845	1,156,321	(91,476)
C321	Manufacture of jewelry, bijouterie and related articles	s	s	s	s
C329	Other manufacturing, n.e.c.	6	13,452	17,805	(4,354)
C331	Repair of fabricated metal products, machinery and equipment	37	30,406	25,362	5,044
	<b>XII - SOCCSKSARGEN</b>	<b>629</b>	<b>37,867,605</b>	<b>37,290,886</b>	<b>576,719</b>
C101	Processing and preserving of meat	9	650,167	628,252	21,915
C102	Processing and preserving of fish, crustaceans and mollusks	24	18,771,669	18,979,360	(207,691)
C103	Processing and preserving of fruits and vegetables	3	1,677,738	1,677,838	(100)
C104	Manufacture of vegetable and animal oils and fats	5	1,755,224	1,209,961	545,262
C105	Manufacture of dairy products	s	s	s	s
C106	Manufacture of grain mill products, starches and starch products	110	6,432,118	6,424,455	7,663
C107	Manufacture of other food products	203	2,646,495	2,688,267	(41,772)
C108	Manufacture of prepared animal feeds	5	297,911	306,495	(8,584)
C110	Manufacture of beverages	37	16,113	16,335	(222)
C131	Spinning, weaving and finishing of textiles	}	3	35,321	25,490
C139	Manufacture of other textiles				
C141	Manufacture of wearing apparel, except fur apparel	4	3,223	3,100	123
C142	Custom tailoring and dressmaking	8	3,382	2,983	399
C152	Manufacture of footwear	s	s	s	s
C161	Sawmilling and planing of wood	3	41,479	41,735	(256)
C162	Manufacture of products of wood, cork, straw and plaiting materials	5	41,027	39,631	1,396
C170	Manufacture of paper and paper products	s	s	s	s
C181	Printing and service activities related to printing	70	797,664	504,077	293,587
C192	Manufacture of refined petroleum products	s	s	s	s
C201	Manufacture of basic chemicals	4	67,829	76,504	(8,675)
C202	Manufacture of other chemical products, n.e.c.	5	51,946	51,946	-

*Continued*



TABLE 5.2 - *Continued*

2009 PSIC Code	Region/ Industry Description	Number of Establishments	Raw Materials Used		
			Total	Raw Materials Purchased	Beginning Less Ending Inventory of Raw Materials Purchased
		(1)	(2)	(3)	(4)
C210	Manufacture of pharmaceuticals, medicinal chemical and botanical products	s	s	s	s
C221	Manufacture of rubber products	5	112,547	108,661	3,886
C222	Manufacture of plastic products	s	s	s	s
C231	Manufacture of glass and glass products	20	601,669	629,265	(27,596)
C239	Manufacture of non-metallic mineral products, n.e.c.				
C241	Manufacture of basic iron and steel	4	14,007	13,845	162
C243	Casting of metals	s	s	s	s
C251	Manufacture of structural metal products, tanks, reservoirs and steam generators	4	50,690	50,690	-
C259	Manufacture of other fabricated metal products; metal working service activities	38	2,893,258	2,908,320	(15,062)
C282	Manufacture of special purpose machinery	4	2,876	3,038	(162)
C301	Building of ships and boats	3	25,358	24,830	528
C309	Manufacture of transport equipment, n.e.c.				
C310	Manufacture of furniture	11	44,028	30,466	13,562
C323	Manufacture of sports goods	s	s	s	s
C331	Repair of fabricated metal products, machinery and equipment	31	256,486	248,958	7,528
	<b>XIII - Caraga</b>	<b>440</b>	<b>3,149,743</b>	<b>4,490,117</b>	<b>(1,340,375)</b>
C101	Processing and preserving of meat	4	-	-	-
C102	Processing and preserving of fish, crustaceans and mollusks	s	s	s	s
C103	Processing and preserving of fruits and vegetables	s	s	s	s
C104	Manufacture of vegetable and animal oils and fats	5	510,965	517,793	(6,828)
C106	Manufacture of grain mill products, starches and starch products	49	68,131	81,170	(13,038)
C107	Manufacture of other food products	185	256,632	1,491,576	(1,234,943)
C108	Manufacture of prepared animal feeds	s	s	s	s
C110	Manufacture of beverages	71	2,503	2,329	173
C139	Manufacture of other textiles	s	s	s	s
C142	Custom tailoring and dressmaking	9	428	445	(17)
C152	Manufacture of footwear	s	s	s	s
C161	Sawmilling and planing of wood	5	7,098	6,689	409
C162	Manufacture of products of wood, cork, straw and plaiting materials	10	613,669	583,479	30,190
C181	Printing and service activities related to printing	33	51,234	51,598	(364)
C199	Manufacture of other fuel products	s	s	s	s
C201	Manufacture of basic chemicals	5	351,847	397,146	(45,299)
C202	Manufacture of other chemical products, n.e.c.				
C221	Manufacture of rubber products	s	s	s	

*Continued*

TABLE 5.2 - *Concluded*

2009 PSIC Code	Region/ Industry Description	Number of Establishments	Raw Materials Used		
			Total	Raw Materials Purchased	Beginning Less Ending Inventory of Raw Materials Purchased
		(1)	(2)	(3)	(4)
C231	Manufacture of glass and glass products	14	662,240	804,580	(142,341)
C239	Manufacture of non-metallic mineral products, n.e.c.				
C241	Manufacture of basic iron and steel				
C242	Manufacture of basic precious and other non-ferrous metals	3	81,929	3,118	78,811
C251	Manufacture of structural metal products, tanks, reservoirs and steam generators				
C259	Manufacture of other fabricated metal products; metal working service activities				
C282	Manufacture of special purpose machinery	s	s	s	s
C301	Building of ships and boats	s	s	s	s
C309	Manufacture of transport equipment, n.e.c.	s	s	s	s
C310	Manufacture of furniture	10	34,444	33,388	1,056
C321	Manufacture of jewelry, bijouterie and related articles	4	605	792	(187)
C324	Manufacture of games and toys	3	3,708	3,802	(95)
C329	Other manufacturing, n.e.c.				
C331	Repair of fabricated metal products, machinery and equipment				
		10	8,742	8,489	253
	<b>Autonomous Region in Muslim Mindanao</b>	<b>57</b>	<b>1,362,383</b>	<b>1,239,772</b>	<b>122,611</b>
C101	Processing and preserving of meat	s	s	s	s
C104	Manufacture of vegetable and animal oils and fats	s	s	s	s
C106	Manufacture of grain mill products, starches and starch products	21	1,078,993	960,662	118,331
C107	Manufacture of other food products	18	6,647	6,624	23
C108	Manufacture of prepared animal feeds	s	s	s	s
C110	Manufacture of beverages	7	1,427	1,409	18
C142	Custom tailoring and dressmaking	s	s	s	s
C221	Manufacture of rubber products	s	s	s	s
C239	Manufacture of non-metallic mineral products, n.e.c.	s	s	s	s
C301	Building of ships and boats	s	s	s	s
C310	Manufacture of furniture	s	s	s	s

- zero value

() Negative value

} Combined data

s Suppressed data

Notes: Values are in thousand pesos, except number of establishments.

Details may not add-up to total due to rounding and/or statistical disclosure control.

Source: Philippine Statistics Authority, 2019 Annual Survey of Philippine Business and Industry (Final Results)

Table 5.3. Number of Establishments and Overhead, General Administrative and Other Operating Expenses by Type for Manufacturing Establishments by Region and Industry Group: Philippines, 2019

2009 PSIC Code	Region/ Industry Description	Number of Establishments	Overhead, General Administrative and Other Operating Expenses				
			Total	Materials and Supplies	Electricity	Water	Fuels, Lubricants, Oils and Greases
		(1)	(2)	(3)	(4)	(5)	(6)
	Philippines	24,270	1,570,199,497	252,231,100	117,362,280	20,286,038	68,262,286
C101	Processing and preserving of meat	294	25,149,474	3,277,522	2,454,662	391,286	825,830
C102	Processing and preserving of fish, crustaceans and mollusks	225	10,373,399	830,353	959,658	210,764	1,178,525
C103	Processing and preserving of fruits and vegetables	144	16,227,904	3,708,419	781,740	162,875	758,269
C104	Manufacture of vegetable and animal oils and fats	136	20,520,730	3,643,460	2,974,081	304,523	989,077
C105	Manufacture of dairy products	89	96,645,970	13,467,064	2,324,965	292,594	3,006,572
C106	Manufacture of grain mill products, starches and starch products	1,218	28,565,363	1,821,190	3,095,339	365,176	1,833,913
C107	Manufacture of other food products	7,739	113,730,523	14,051,410	10,671,988	1,743,563	7,775,624
C108	Manufacture of prepared animal feeds	196	14,280,963	1,285,827	1,598,769	257,448	632,501
C110	Manufacture of beverages	2,637	178,012,603	9,786,442	4,132,372	1,135,976	3,721,228
C120	Manufacture of tobacco products	19	68,471,438	80,006	360,778	225,401	160,572
C131	Spinning, weaving and finishing of textiles	109	3,514,103	1,096,958	759,584	147,303	108,404
C139	Manufacture of other textiles	254	5,232,927	373,023	742,621	184,025	257,834
C141	Manufacture of wearing apparel, except fur apparel	849	17,647,568	3,862,257	1,625,602	341,418	316,082
C142	Custom tailoring and dressmaking	500	692,329	203,706	49,985	18,554	39,666
C143	Manufacture of knitted and crocheted apparel	19	977,870	162,330	46,816	15,225	2,987
C151	Tanning and dressing of leather; manufacture of luggage and handbags	46	706,756	113,349	60,130	12,574	12,144
C152	Manufacture of footwear	148	3,845,430	1,154,647	614,126	66,471	105,620
C161	Sawmilling and planing of wood	48	492,367	33,968	37,980	2,422	29,546
C162	Manufacture of products of wood, cork, straw and plaiting materials	290	8,478,940	2,320,533	964,870	87,542	201,695
C170	Manufacture of paper and paper products	361	35,028,187	9,765,720	5,959,662	1,305,951	3,810,399
C181	Printing and service activities related to printing	2,113	18,085,243	2,187,261	1,081,005	170,268	839,744
C182	Reproduction of recorded media	6	176,161	12,943	20,749	1,504	19,359
C192	Manufacture of refined petroleum products	26	92,596,266	2,355,618	429,147	1,832,212	1,020,739
C199	Manufacture of other fuel products	7	254,847	7,434	24,946	4,054	23,124
C201	Manufacture of basic chemicals	196	41,639,596	2,758,377	1,834,210	267,091	4,689,036
C202	Manufacture of other chemical products, n.e.c.	390	28,269,047	1,372,085	1,823,536	463,472	526,827
C203	Manufacture of man-made fibers	3	72,295	4,312	26,617	4,481	2,079
C210	Manufacture of pharmaceuticals, medicinal chemical and botanical products	121	9,337,004	1,100,919	651,712	116,789	525,238
C221	Manufacture of rubber products	147	12,604,604	2,072,435	1,308,194	86,974	1,113,043
C222	Manufacture of plastic products	820	41,894,650	6,106,313	10,800,681	1,077,559	1,320,311
C231	Manufacture of glass and glass products	92	11,578,017	3,321,666	1,010,572	12,914	2,057,151
C239	Manufacture of non-metallic mineral products, n.e.c.	654	84,323,309	5,841,487	12,832,517	2,407,520	14,685,321
C241	Manufacture of basic iron and steel	299	86,404,425	51,188,671	12,831,900	2,495,403	3,760,413
C242	Manufacture of basic precious and other non-ferrous metals	33	51,035,370	19,279,026	105,543	11,174	2,905,623

Continued

TABLE 5.3 - *Continued*

2009 PSIC Code	Region/ Industry Description	Number of Establishments	Overhead, General Administrative and Other Operating Expenses				
			Total	Materials and Supplies	Electricity	Water	Fuels, Lubricants, Oils and Greases
		(1)	(2)	(3)	(4)	(5)	(6)
C243	Casting of metals	52	3,190,895	618,716	472,729	124,471	296,098
C251	Manufacture of structural metal products, tanks, reservoirs and steam generators	428	55,793,994	1,966,185	1,044,340	239,461	1,292,963
C252	Manufacture of weapons and ammunition	14	824,051	201,660	57,328	6,692	34,713
C259	Manufacture of other fabricated metal products; metal working service activities	761	30,827,261	6,147,661	2,294,721	451,721	1,719,852
C261	Manufacture of electronic components	145	143,701,521	29,741,006	14,616,172	1,273,443	1,245,681
C262	Manufacture of computers and peripheral equipment and accessories	32	11,116,035	3,355,285	1,441,225	126,351	241,797
C263	Manufacture of communication equipment	12	2,098,817	499,121	119,089	52,040	129,929
C264	Manufacture of consumer electronics	18	2,443,420	452,467	150,693	6,778	41,164
C265	Manufacture of measuring, testing, navigating and control equipment; watches and clocks	21	1,198,684	423,322	214,765	11,911	10,171
C267	Manufacture of optical instruments and photographic equipment	21	4,282,280	853,003	490,827	57,451	50,079
C271	Manufacture of electric motors, generators, transformers and electricity distribution and control apparatus	56	5,208,007	1,287,616	485,891	20,761	53,192
C272	Manufacture of batteries and accumulators	11	6,160,263	607,728	768,304	89,239	61,453
C273	Manufacture of wiring and wiring devices	57	4,144,394	874,003	388,283	58,369	156,722
C274	Manufacture of electric lighting equipment	38	2,544,787	413,865	412,075	13,657	38,211
C275	Manufacture of domestic appliances	44	1,778,578	618,572	137,863	39,791	91,159
C279	Manufacture of other electrical equipment	24	1,553,034	125,474	140,831	22,046	16,691
C281	Manufacture of general purpose machinery	132	16,670,334	1,562,034	460,802	74,124	188,850
C282	Manufacture of special purpose machinery	210	12,331,310	2,747,511	1,096,234	119,600	334,774
C291	Manufacture of motor vehicles	41	14,967,578	789,654	323,278	134,199	190,706
C292	Manufacture of bodies (coachwork) for motor vehicles; manufacture of trailers and semi-trailers	27	1,045,587	111,218	87,947	26,513	36,434
C293	Manufacture of parts and accessories for motor vehicles	115	43,225,702	8,849,985	2,176,770	171,308	1,045,983
C301	Building of ships and boats	32	3,478,449	259,884	265,387	19,651	33,166
C303	Manufacture of air and spacecraft and related machinery	9	10,614,633	5,966,709	443,049	39,818	230,964
C309	Manufacture of transport equipment, n.e.c.	73	22,779,444	3,431,118	245,701	54,670	134,145
C310	Manufacture of furniture	717	9,789,362	1,566,550	1,513,813	268,456	536,242
C321	Manufacture of jewelry, bijouterie and related articles	77	599,017	153,342	39,603	10,753	30,967
C322	Manufacture of musical instruments	3	12,929	1,032	1,320	302	291
C323	Manufacture of sports goods	23	748,819	80,057	41,452	8,253	6,927
C324	Manufacture of games and toys	31	442,076	43,441	109,958	19,334	7,762
C325	Manufacture of medical and dental instruments and supplies	48	8,160,766	948,903	1,104,190	240,708	96,656
C329	Other manufacturing, n.e.c.	214	2,138,750	427,230	178,149	29,276	122,956
C331	Repair of fabricated metal products, machinery and equipment	551	19,427,476	8,455,877	1,038,622	250,352	529,069
C332	Installation of industrial machinery and equipment	8	35,562	4,141	3,811	2,030	2,022

*Continued*

TABLE 5.3 - *Continued*

2009 PSIC Code	Region/ Industry Description	Number of Establishments	Overhead, General Administrative and Other Operating Expenses				
			Total	Materials and Supplies	Electricity	Water	Fuels, Lubricants, Oils and Greases
		(1)	(2)	(3)	(4)	(5)	(6)
	<b>National Capital Region</b>	<b>6,369</b>	<b>399,249,674</b>	<b>38,196,546</b>	<b>36,046,294</b>	<b>6,979,479</b>	<b>15,051,151</b>
C101	Processing and preserving of meat	37	5,489,822	1,800,514	255,035	39,385	144,375
C102	Processing and preserving of fish, crustaceans and mollusks	38	727,266	63,433	51,532	38,667	60,065
C103	Processing and preserving of fruits and vegetables	42	1,001,395	470,584	63,290	20,758	65,906
C104	Manufacture of vegetable and animal oils and fats	18	2,787,838	433,346	333,206	108,343	352,335
C105	Manufacture of dairy products	26	42,726,110	3,773,257	684,369	52,560	769,648
C106	Manufacture of grain mill products, starches and starch products	18	10,220,900	648,602	847,124	65,472	155,380
C107	Manufacture of other food products	1,093	45,419,475	1,341,124	2,849,775	611,607	1,640,567
C108	Manufacture of prepared animal feeds	12	815,379	85,249	130,281	7,946	122,766
C110	Manufacture of beverages	628	26,399,506	106,688	355,579	138,601	411,986
C120	Manufacture of tobacco products	6	48,615,304	19,912	243,987	205,926	52,400
C131	Spinning, weaving and finishing of textiles	42	1,103,272	59,096	435,875	27,572	36,794
C139	Manufacture of other textiles	128	1,591,614	70,481	484,402	134,597	104,082
C141	Manufacture of wearing apparel, except fur apparel	362	5,008,570	267,290	659,025	208,176	82,568
C142	Custom tailoring and dressmaking	156	440,684	129,851	21,548	7,288	34,029
C143	Manufacture of knitted and crocheted apparel	15	819,157	61,835	34,761	14,721	1,461
C151	Tanning and dressing of leather; manufacture of luggage and handbags	28	200,992	28,014	6,264	2,009	3,673
C152	Manufacture of footwear	78	1,194,798	595,472	168,385	31,681	22,378
C161	Sawmilling and planing of wood	9	50,354	1,259	14,494	297	1,535
C162	Manufacture of products of wood, cork, straw and plaiting materials	49	718,200	195,003	79,909	13,434	48,344
C170	Manufacture of paper and paper products	205	21,706,421	6,318,331	4,551,500	1,172,420	2,246,643
C181	Printing and service activities related to printing	999	8,294,690	1,416,891	356,512	96,007	368,315
C182	Reproduction of recorded media	4	8,987	1,302	1,309	461	37
C192	Manufacture of refined petroleum products	10	349,950	11,555	5,426	685	19,428
C199	Manufacture of other fuel products						
C201	Manufacture of basic chemicals	66	15,679,238	238,442	249,314	100,328	740,452
C202	Manufacture of other chemical products, n.e.c.	198	19,531,914	659,501	1,052,292	329,346	140,198
C203	Manufacture of man-made fibers						
C210	Manufacture of pharmaceuticals, medicinal chemical and botanical products	47	2,175,135	230,528	37,955	11,168	199,753
C221	Manufacture of rubber products	69	3,319,302	96,468	592,633	33,473	455,662
C222	Manufacture of plastic products	439	16,406,770	2,629,367	6,449,763	616,858	549,341
C231	Manufacture of glass and glass products	29	307,869	45,674	16,029	2,812	17,559
C239	Manufacture of non-metallic mineral products, n.e.c.	89	8,359,942	689,371	1,026,008	63,538	2,035,163
C241	Manufacture of basic iron and steel	100	23,171,074	4,869,133	9,523,023	1,994,044	1,465,702
C242	Manufacture of basic precious and other non-ferrous metals	6	384,396	64,032	63,249	5,314	16,644
C243	Casting of metals	20	94,881	5,872	20,162	1,420	42,220

*Continued*

TABLE 5.3 - *Continued*

2009 PSIC Code	Region/ Industry Description	Number of Establishments	Overhead, General Administrative and Other Operating Expenses				
			Total	Materials and Supplies	Electricity	Water	Fuels, Lubricants, Oils and Greases
		(1)	(2)	(3)	(4)	(5)	(6)
C251	Manufacture of structural metal products, tanks, reservoirs and steam generators	208	38,373,163	1,403,467	388,749	128,750	1,008,813
C252	Manufacture of weapons and ammunition	10	810,287	200,975	50,928	6,618	34,265
C259	Manufacture of other fabricated metal products; metal working service activities	282	9,895,345	1,075,013	709,036	171,225	907,371
C261	Manufacture of electronic components	14	8,034,690	1,579,413	933,632	55,426	8,599
C262	Manufacture of computers and peripheral equipment and accessories	3	66,785	23,693	1,317	134	2,940
C263	Manufacture of communication equipment						
C264	Manufacture of consumer electronics	5	71,126	7,606	9,923	3,867	651
C265	Manufacture of measuring, testing, navigating and control equipment; watches and clocks	9	145,396	25,208	15,776	4,811	5,412
C267	Manufacture of optical instruments and photographic equipment						
C271	Manufacture of electric motors, generators, transformers and electricity distribution and control apparatus	19	166,506	16,734	11,750	2,545	9,589
C272	Manufacture of batteries and accumulators	4	2,849,588	236,727	336,847	87,711	30,021
C273	Manufacture of wiring and wiring devices	22	1,031,773	493,039	161,881	38,599	13,214
C274	Manufacture of electric lighting equipment	12	92,570	4,862	7,117	2,684	3,533
C275	Manufacture of domestic appliances	20	288,123	26,297	49,345	8,028	16,520
C279	Manufacture of other electrical equipment	s	s	s	s	s	s
C281	Manufacture of general purpose machinery	59	2,815,352	446,520	117,847	26,092	47,348
C282	Manufacture of special purpose machinery	75	1,858,830	647,108	135,545	22,327	71,614
C291	Manufacture of motor vehicles	13	78,627	2,476	11,087	1,652	3,252
C292	Manufacture of bodies (coachwork) for motor vehicles; manufacture of trailers and semi-trailers	7	109,603	29,639	20,030	1,161	5,133
C293	Manufacture of parts and accessories for motor vehicles	22	5,658,076	2,234,709	9,575	4,547	2,089
C301	Building of ships and boats	10	258,536	6,298	23,711	5,928	12,883
C303	Manufacture of air and spacecraft and related machinery	27	2,917,429	126,930	68,475	11,837	28,224
C309	Manufacture of transport equipment, n.e.c.						
C310	Manufacture of furniture	203	4,029,566	723,255	986,769	174,718	328,659
C321	Manufacture of jewelry, bijouterie and related articles	14	48,312	5,055	5,078	2,183	1,656
C322	Manufacture of musical instruments	s	s	s	s	s	s
C323	Manufacture of sports goods	6	129,681	13,442	7,580	3,087	2,022
C324	Manufacture of games and toys	12	70,889	2,299	43,402	2,469	2,998
C325	Manufacture of medical and dental instruments and supplies	18	181,192	8,209	25,506	5,329	3,533
C329	Other manufacturing, n.e.c.	69	873,936	160,788	91,588	19,205	56,035
C331	Repair of fabricated metal products, machinery and equipment	147	3,058,798	1,258,586	144,838	25,987	33,885
C332	Installation of industrial machinery and equipment	s	s	s	s	s	

*Continued*

TABLE 5.3 - *Continued*

2009 PSIC Code	Region/ Industry Description	Number of Establishments	Overhead, General Administrative and Other Operating Expenses				
			Total	Materials and Supplies	Electricity	Water	Fuels, Lubricants, Oils and Greases
			(1)	(2)	(3)	(4)	(5)
	<b>Cordillera Administrative Region</b>	<b>316</b>	<b>13,794,623</b>	<b>3,443,802</b>	<b>1,582,835</b>	<b>86,201</b>	<b>255,549</b>
C101	Processing and preserving of meat	s	s	s	s	s	s
C103	Processing and preserving of fruits and vegetables	3	100,627	9,533	2,051	30	3,901
C105	Manufacture of dairy products	s	s	s	s	s	s
C106	Manufacture of grain mill products, starches and starch products	37	1,759	162	109	6	359
C107	Manufacture of other food products	110	288,298	76,912	18,787	6,418	6,558
C110	Manufacture of beverages	50	36,078	8,174	5,596	1,332	8,077
C131	Spinning, weaving and finishing of textiles	16	44,518	11,604	2,455	1,031	1,110
C139	Manufacture of other textiles						
C141	Manufacture of wearing apparel, except fur apparel	s	s	s	s	s	s
C142	Custom tailoring and dressmaking	20	3,979	905	784	213	465
C162	Manufacture of products of wood, cork, straw and plaiting materials	s	s	s	s	s	s
C170	Manufacture of paper and paper products	s	s	s	s	s	s
C181	Printing and service activities related to printing	38	85,474	6,586	2,550	222	1,238
C201	Manufacture of basic chemicals	s	s	s	s	s	s
C202	Manufacture of other chemical products, n.e.c.	s	s	s	s	s	s
C221	Manufacture of rubber products	5	44,259	4,631	8,806	477	5,305
C222	Manufacture of plastic products						
C231	Manufacture of glass and glass products	s	s	s	s	s	s
C239	Manufacture of non-metallic mineral products, n.e.c.	s	s	s	s	s	s
C241	Manufacture of basic iron and steel	s	s	s	s	s	s
C242	Manufacture of basic precious and other non-ferrous metals	s	s	s	s	s	s
C251	Manufacture of structural metal products, tanks, reservoirs and steam generators	4	1,082	105	141	51	79
C259	Manufacture of other fabricated metal products; metal working service activities	5	455	47	74	34	43
C261	Manufacture of electronic components	4	10,464,650	2,662,984	1,288,148	60,074	14,021
C281	Manufacture of general purpose machinery	3	17,165	490	3,822	130	33
C282	Manufacture of special purpose machinery						
C303	Manufacture of air and spacecraft and related machinery	s	s	s	s	s	s
C310	Manufacture of furniture	s	s	s	s	s	s
C321	Manufacture of jewelry, bijouterie and related articles	s	s	s	s	s	s
C331	Repair of fabricated metal products, machinery and equipment	4	1,340	192	58	14	120
	<b>I - Ilocos Region</b>	<b>746</b>	<b>13,504,919</b>	<b>1,178,370</b>	<b>1,516,689</b>	<b>614,178</b>	<b>545,882</b>
C101	Processing and preserving of meat	14	625,793	75,238	100,731	3,327	17,265
C102	Processing and preserving of fish, crustaceans and mollusks	15	1,585	165	351	65	420

*Continued*

TABLE 5.3 - *Continued*

2009 PSIC Code	Region/ Industry Description	Number of Establishments	Overhead, General Administrative and Other Operating Expenses				
			Total	Materials and Supplies	Electricity	Water	Fuels, Lubricants, Oils and Greases
		(1)	(2)	(3)	(4)	(5)	(6)
C103	Processing and preserving of fruits and vegetables	s	s	s	s	s	s
C105	Manufacture of dairy products	s	s	s	s	s	s
C106	Manufacture of grain mill products, starches and starch products	61	1,413,247	7,723	62,022	3,140	129,427
C107	Manufacture of other food products	274	322,108	48,862	56,290	17,864	29,278
C108	Manufacture of prepared animal feeds	4	57,549	10,714	2,013	428	15,907
C110	Manufacture of beverages	126	5,905,238	456,281	426,919	58,931	199,099
C120	Manufacture of tobacco products	3	166,705	10,745	5,480	1,015	10,091
C131	Spinning, weaving and finishing of textiles	6	3,208	101	56	11	16
C141	Manufacture of wearing apparel, except fur apparel	3	449	32	60	21	132
C142	Custom tailoring and dressmaking	9	3,702	31	365	90	54
C162	Manufacture of products of wood, cork, straw and plaiting materials	12	4,432	575	519	64	337
C170	Manufacture of paper and paper products	s	s	s	s	s	s
C181	Printing and service activities related to printing	62	78,252	11,757	9,095	1,011	5,834
C201	Manufacture of basic chemicals	7	451,548	6,193	12,576	504	10,034
C202	Manufacture of other chemical products, n.e.c.						
C210	Manufacture of pharmaceuticals, medicinal chemical and botanical products						
C221	Manufacture of rubber products	s	s	s	s	s	s
C222	Manufacture of plastic products	s	s	s	s	s	s
C239	Manufacture of non-metallic mineral products, n.e.c.	26	3,931,257	411,343	784,705	519,218	72,879
C241	Manufacture of basic iron and steel	6	100,263	5,700	1,676	407	2,123
C251	Manufacture of structural metal products, tanks, reservoirs and steam generators	11	56,589	33,688	4,426	749	2,007
C259	Manufacture of other fabricated metal products; metal working service activities	17	4,271	253	476	180	610
C282	Manufacture of special purpose machinery	5	3,458	1,969	155	36	175
C292	Manufacture of bodies (coachwork) for motor vehicles; }	6	11,330	965	465	58	2,588
	manufacture of trailers and semi-trailers }						
C293	Manufacture of parts and accessories for motor vehicles }						
C309	Manufacture of transport equipment, n.e.c.	s	s	s	s	s	s
C310	Manufacture of furniture	36	46,036	9,630	17,114	1,128	1,506
C321	Manufacture of jewelry, bijouterie and related articles }	16	53,328	14,125	2,992	326	9,103
C324	Manufacture of games and toys }						
C329	Other manufacturing, n.e.c. }						
C331	Repair of fabricated metal products, machinery and equipment	21	41,475	2,328	6,307	786	12,474
	II - Cagayan Valley	403	5,341,430	374,420	248,886	88,062	665,515
C101	Processing and preserving of meat	4	34,631	7,291	523	193	7,001

*Continued*



TABLE 5.3 - *Continued*

2009 PSIC Code	Region/ Industry Description	Number of Establishments	Overhead, General Administrative and Other Operating Expenses				
			Total	Materials and Supplies	Electricity	Water	Fuels, Lubricants, Oils and Greases
		(1)	(2)	(3)	(4)	(5)	(6)
C102	Processing and preserving of fish, crustaceans and mollusks	s	s	s	s	s	s
C103	Processing and preserving of fruits and vegetables	3	585	131	42	19	9
C105	Manufacture of dairy products	s	s	s	s	s	s
C106	Manufacture of grain mill products, starches and starch products	39	673,315	27,698	22,190	4,382	433,818
C107	Manufacture of other food products	194	689,338	47,138	126,017	56,460	9,496
C108	Manufacture of prepared animal feeds	5	63,389	9,439	3,226	778	11,587
C110	Manufacture of beverages	46	2,894,474	12,871	34,461	3,566	107,112
C120	Manufacture of tobacco products	s	s	s	s	s	s
C131	Spinning, weaving and finishing of textiles	s	s	s	s	s	s
C139	Manufacture of other textiles	s	s	s	s	s	s
C142	Custom tailoring and dressmaking	7	1,506	461	262	76	222
C162	Manufacture of products of wood, cork, straw and plaiting materials	3	1,146	177	106	21	144
C181	Printing and service activities related to printing	37	38,264	5,946	5,225	1,686	2,153
C182	Reproduction of recorded media	s	s	s	s	s	s
C192	Manufacture of refined petroleum products	s	s	s	s	s	s
C199	Manufacture of other fuel products	s	s	s	s	s	s
C201	Manufacture of basic chemicals	s	s	s	s	s	s
C231	Manufacture of glass and glass products	15	23,883	3,179	1,996	276	4,506
C239	Manufacture of non-metallic mineral products, n.e.c.						
C251	Manufacture of structural metal products, tanks, reservoirs and steam generators	4	2,025	160	58	85	186
C259	Manufacture of other fabricated metal products; metal working service activities	9	3,071	711	149	29	87
C282	Manufacture of special purpose machinery	3	677,203	233,029	43,009	16,298	56,709
C310	Manufacture of furniture	13	6,397	484	1,586	181	719
C321	Manufacture of jewelry, bijouterie and related articles	s	s	s	s	s	s
C329	Other manufacturing, n.e.c.	s	s	s	s	s	s
C331	Repair of fabricated metal products, machinery and equipment	9	8,380	1,855	849	338	1,187
	III - Central Luzon	2,456	226,112,263	59,462,530	19,452,483	5,203,357	9,220,299
C101	Processing and preserving of meat	79	4,689,647	379,027	631,598	118,009	105,154
C102	Processing and preserving of fish, crustaceans and mollusks	23	1,874,588	189,897	85,900	34,093	29,467
C103	Processing and preserving of fruits and vegetables	18	3,899,408	1,674,526	56,136	21,869	84,995
C104	Manufacture of vegetable and animal oils and fats	3	8,301	532	756	228	212
C105	Manufacture of dairy products	11	338,599	34,113	67,163	26,310	6,385
C106	Manufacture of grain mill products, starches and starch products	134	2,779,840	224,902	537,040	108,260	233,306

*Continued*

TABLE 5.3 - *Continued*

2009 PSIC Code	Region/ Industry Description	Number of Establishments	Overhead, General Administrative and Other Operating Expenses				
			Total	Materials and Supplies	Electricity	Water	Fuels, Lubricants, Oils and Greases
		(1)	(2)	(3)	(4)	(5)	(6)
C107	Manufacture of other food products	619	11,539,907	784,198	2,373,513	277,564	2,090,650
C108	Manufacture of prepared animal feeds	53	5,535,586	524,239	544,322	171,314	134,318
C110	Manufacture of beverages	260	9,582,237	2,632,819	102,791	39,843	211,934
C120	Manufacture of tobacco products	s	s	s	s	s	s
C131	Spinning, weaving and finishing of textiles	17	1,583,198	834,152	214,738	85,107	52,340
C139	Manufacture of other textiles	44	1,124,269	55,085	65,256	11,399	25,983
C141	Manufacture of wearing apparel, except fur apparel	154	2,858,535	506,124	288,450	46,602	43,679
C142	Custom tailoring and dressmaking }	23	16,559	6,997	2,334	114	165
C143	Manufacture of knitted and crocheted apparel }						
C151	Tanning and dressing of leather; manufacture of luggage and handbags	10	454,960	82,162	50,861	9,287	7,652
C152	Manufacture of footwear	11	581,213	111,291	81,869	17,399	14,224
C161	Sawmilling and planing of wood }	33	356,893	112,983	106,599	7,222	16,497
C162	Manufacture of products of wood, cork, straw and plaiting materials }						
C170	Manufacture of paper and paper products	33	5,128,356	1,705,378	567,120	38,175	1,027,398
C181	Printing and service activities related to printing	123	1,008,939	140,939	34,037	5,282	10,887
C192	Manufacture of refined petroleum products	3	42,465,551	532,907	68,030	1,729,911	919,142
C201	Manufacture of basic chemicals	19	3,028,405	63,685	618,630	66,144	42,623
C202	Manufacture of other chemical products, n.e.c.	29	968,259	97,689	55,595	20,028	26,855
C210	Manufacture of pharmaceuticals, medicinal chemical and botanical products	19	257,190	67,232	28,326	3,172	6,557
C221	Manufacture of rubber products	11	5,297,622	581,342	401,090	33,639	587,725
C222	Manufacture of plastic products	90	2,965,461	617,403	953,508	146,349	81,610
C231	Manufacture of glass and glass products	8	317,986	114,496	30,971	1,306	2,317
C239	Manufacture of non-metallic mineral products, n.e.c.	137	23,841,775	622,869	5,858,346	1,636,244	2,127,292
C241	Manufacture of basic iron and steel	47	35,263,817	30,683,157	931,347	140,573	443,755
C242	Manufacture of basic precious and other non-ferrous metals	5	44,745	2,458	2,515	502	886
C243	Casting of metals	5	108,993	15,958	27,585	9,346	13,252
C251	Manufacture of structural metal products, tanks, reservoirs and steam generators	49	10,810,829	85,734	184,051	24,883	86,836
C252	Manufacture of weapons and ammunition }	37	3,800,896	1,206,040	254,375	17,132	86,647
C259	Manufacture of other fabricated metal products; metal working service activities }						
C261	Manufacture of electronic components	15	12,885,032	3,297,229	1,735,293	100,606	150,621
C262	Manufacture of computers and peripheral equipment and accessories	5	3,892,762	882,520	562,317	58,657	88,308
C264	Manufacture of consumer electronics }	4	138,423	2,781	5,372	317	3,038
C265	Manufacture of measuring, testing, navigating and control equipment; watches and clocks }						
C271	Manufacture of electric motors, generators, transformers and electricity distribution and control apparatus	9	754,922	589,624	8,366	2,310	11,248

*Continued*

TABLE 5.3 - *Continued*

2009 PSIC Code	Region/ Industry Description	Number of Establishments	Overhead, General Administrative and Other Operating Expenses				
			Total	Materials and Supplies	Electricity	Water	Fuels, Lubricants, Oils and Greases
		(1)	(2)	(3)	(4)	(5)	(6)
C272	Manufacture of batteries and accumulators	3	2,877,861	238,822	405,837	1,006	29,333
C273	Manufacture of wiring and wiring devices	8	840,466	109,839	99,395	5,707	8,546
C274	Manufacture of electric lighting equipment	7	263,739	123,692	19,884	2,494	3,844
C275	Manufacture of domestic appliances	5	266,830	91,210	25,407	10,837	14,936
C279	Manufacture of other electrical equipment	5	211,648	62,031	12,394	824	3,424
C281	Manufacture of general purpose machinery	13	631,803	69,282	76,264	4,173	14,841
C282	Manufacture of special purpose machinery	17	206,471	19,511	6,594	1,642	3,901
C291	Manufacture of motor vehicles	4	105,890	1,768	11,477	1,355	4,606
C292	Manufacture of bodies (coachwork) for motor vehicles; manufacture of trailers and semi-trailers						
C293	Manufacture of parts and accessories for motor vehicles						
C301	Building of ships and boats	s	s	s	s	s	s
C303	Manufacture of air and spacecraft and related machinery	5	536,249	106,753	55,600	18,957	7,229
C309	Manufacture of transport equipment, n.e.c.	23	23,461	1,573	4,625	714	803
C310	Manufacture of furniture	94	947,764	149,397	109,530	42,480	83,480
C321	Manufacture of jewelry, bijouterie and related articles	13	39,552	19,205	2,152	86	5,568
C322	Manufacture of musical instruments	s	s	s	s	s	s
C323	Manufacture of sports goods	4	198,183	7,103	4,334	964	1,029
C324	Manufacture of games and toys	6	114,865	3,042	6,684	1,219	1,173
C325	Manufacture of medical and dental instruments and supplies	8	1,043,535	310,658	202,557	7,732	33,556
C329	Other manufacturing, n.e.c.	46	499,147	21,922	27,300	2,378	2,043
C331	Repair of fabricated metal products, machinery and equipment	43	8,099,668	6,753,605	239,373	62,385	184,963
C332	Installation of industrial machinery and equipment	s	s	s	s	s	s
	IVA - CALABARZON	4,340	609,687,953	86,195,094	34,888,936	4,565,055	23,658,348
C101	Processing and preserving of meat	51	8,872,084	484,594	888,221	113,075	271,575
C102	Processing and preserving of fish, crustaceans and mollusks	13	144,904	3,412	51,707	3,888	5,710
C103	Processing and preserving of fruits and vegetables	16	2,378,707	75,342	74,829	21,718	124,748
C104	Manufacture of vegetable and animal oils and fats	41	2,183,278	798,340	245,559	21,847	98,189
C105	Manufacture of dairy products	21	49,965,161	7,938,143	1,160,150	114,985	1,579,971
C106	Manufacture of grain mill products, starches and starch products	86	3,318,518	240,985	125,740	9,632	43,669
C107	Manufacture of other food products	1,144	28,656,033	7,823,770	1,654,245	426,846	1,771,756
C108	Manufacture of prepared animal feeds	79	1,836,953	255,315	436,558	42,541	134,149
C110	Manufacture of beverages	446	76,225,308	392,672	1,253,806	418,198	1,049,159
C120	Manufacture of tobacco products	3	16,250,150	1,472	76,863	3,393	80,760
C131	Spinning, weaving and finishing of textiles	10	762,541	197,804	100,201	33,902	17,353
C139	Manufacture of other textiles	35	2,367,095	226,100	176,455	35,352	123,163
C141	Manufacture of wearing apparel, except fur apparel	259	7,069,483	2,849,173	530,527	56,408	141,549

*Continued*

TABLE 5.3 - *Continued*

2009 PSIC Code	Region/ Industry Description	Number of Establishments	Overhead, General Administrative and Other Operating Expenses				
			Total	Materials and Supplies	Electricity	Water	Fuels, Lubricants, Oils and Greases
		(1)	(2)	(3)	(4)	(5)	(6)
C142	Custom tailoring and dressmaking	88	92,217	25,100	15,082	9,487	1,871
C143	Manufacture of knitted and crocheted apparel	3	156,093	100,444	10,954	434	1,499
C151	Tanning and dressing of leather; manufacture of luggage and handbags	6	50,067	3,158	2,953	1,266	799
C152	Manufacture of footwear	36	1,866,353	410,716	290,789	11,145	55,407
C161	Sawmilling and planing of wood	89	5,858,673	1,468,607	566,005	34,728	89,617
C162	Manufacture of products of wood, cork, straw and plaiting materials						
C170	Manufacture of paper and paper products	68	4,755,560	1,495,899	389,788	45,612	213,893
C181	Printing and service activities related to printing	145	2,840,064	88,547	193,610	20,421	239,459
C182	Reproduction of recorded media	s	s	s	s	s	s
C192	Manufacture of refined petroleum products	6	49,786,864	1,812,596	368,294	101,422	85,112
C199	Manufacture of other fuel products						
C201	Manufacture of basic chemicals	37	10,823,168	233,516	509,480	69,119	3,582,818
C202	Manufacture of other chemical products, n.e.c.	89	5,623,875	359,854	497,760	95,133	197,709
C210	Manufacture of pharmaceuticals, medicinal chemical and botanical products	30	6,564,841	700,871	550,327	99,225	311,895
C221	Manufacture of rubber products	36	1,816,292	1,199,591	105,922	13,993	25,165
C222	Manufacture of plastic products	170	19,368,637	2,687,196	2,740,285	229,674	468,065
C231	Manufacture of glass and glass products	26	10,619,382	3,071,282	900,543	2,916	2,002,543
C239	Manufacture of non-metallic mineral products, n.e.c.	116	20,597,479	520,765	1,919,937	75,404	5,807,242
C241	Manufacture of basic iron and steel	79	11,097,746	3,971,303	1,394,445	227,251	925,667
C242	Manufacture of basic precious and other non-ferrous metals	9	281,366	120,870	27,038	1,586	8,089
C243	Casting of metals	15	2,348,413	387,232	329,078	105,050	204,384
C251	Manufacture of structural metal products, tanks, reservoirs and steam generators	102	5,710,722	412,057	439,495	74,158	156,516
C259	Manufacture of other fabricated metal products; metal working service activities	222	14,606,396	3,157,665	1,137,718	235,795	562,150
C261	Manufacture of electronic components	99	103,061,591	19,974,056	8,785,241	907,804	1,030,393
C262	Manufacture of computers and peripheral equipment and accessories	24	7,134,060	2,446,186	875,402	67,003	151,860
C263	Manufacture of communication equipment	8	725,737	110,943	24,958	1,945	9,876
C264	Manufacture of consumer electronics	10	2,248,355	442,315	136,744	2,670	37,605
C265	Manufacture of measuring, testing, navigating and control equipment; watches and clocks	6	408,309	191,296	42,322	2,160	4,683
C267	Manufacture of optical instruments and photographic equipment	7	2,825,209	438,600	260,714	10,682	20,062
C271	Manufacture of electric motors, generators, transformers and electricity distribution and control apparatus	25	4,000,711	622,516	431,191	14,639	29,929
C272	Manufacture of batteries and accumulators	4	432,815	132,179	25,619	522	2,099
C273	Manufacture of wiring and wiring devices	24	1,984,985	255,125	121,120	12,668	133,120
C274	Manufacture of electric lighting equipment	15	2,084,156	260,003	369,084	6,813	29,454

*Continued*

TABLE 5.3 - *Continued*

2009 PSIC Code	Region/ Industry Description	Number of Establishments	Overhead, General Administrative and Other Operating Expenses				
			Total	Materials and Supplies	Electricity	Water	Fuels, Lubricants, Oils and Greases
		(1)	(2)	(3)	(4)	(5)	(6)
C275	Manufacture of domestic appliances	14	1,058,389	467,468	52,630	18,890	48,712
C279	Manufacture of other electrical equipment	12	1,152,640	56,974	117,289	17,584	11,651
C281	Manufacture of general purpose machinery	48	12,666,683	896,328	212,017	39,712	104,428
C282	Manufacture of special purpose machinery	76	9,249,624	1,812,370	892,390	74,983	174,700
C291	Manufacture of motor vehicles	13	14,601,082	780,448	305,723	132,001	182,651
C292	Manufacture of bodies (coachwork) for motor vehicles; manufacture of trailers and semi-trailers	14	821,521	77,453	56,581	24,243	23,770
C293	Manufacture of parts and accessories for motor vehicles	71	32,367,279	4,661,787	1,544,555	148,254	1,006,233
C301	Building of ships and boats	5	560,394	39,168	36,448	356	3,780
C303	Manufacture of air and spacecraft and related machinery	19	26,497,117	8,285,449	276,192	30,934	112,467
C309	Manufacture of transport equipment, n.e.c.						
C310	Manufacture of furniture	92	1,699,337	72,241	159,424	30,173	22,306
C321	Manufacture of jewelry, bijouterie and related articles	5	141,761	62,278	5,345	740	8,695
C323	Manufacture of sports goods	9	372,116	44,609	23,064	3,865	3,550
C324	Manufacture of games and toys	6	119,892	7,568	23,167	1,700	3,175
C325	Manufacture of medical and dental instruments and supplies	16	6,226,234	435,240	808,265	226,375	46,776
C329	Other manufacturing, n.e.c.	27	417,617	83,858	44,376	2,344	14,105
C331	Repair of fabricated metal products, machinery and equipment	116	1,768,996	12,656	75,298	29,348	41,314
	<b>MIMAROPA</b>	<b>353</b>	<b>12,049,523</b>	<b>997,216</b>	<b>181,497</b>	<b>47,527</b>	<b>1,429,948</b>
C101	Processing and preserving of meat	s	s	s	s	s	s
C103	Processing and preserving of fruits and vegetables	s	s	s	s	s	s
C104	Manufacture of vegetable and animal oils and fats	3	105,237	6,893	11,801	995	1,258
C105	Manufacture of dairy products	s	s	s	s	s	s
C106	Manufacture of grain mill products, starches and starch products	89	302,031	32,279	106,045	29,866	13,029
C107	Manufacture of other food products	113	646,310	8,624	45,589	12,618	18,469
C110	Manufacture of beverages	61	51,992	3,911	9,320	444	23,064
C131	Spinning, weaving and finishing of textiles	s	s	s	s	s	s
C142	Custom tailoring and dressmaking	4	535	23	115	22	73
C151	Tanning and dressing of leather; manufacture of luggage and handbags	s	s	s	s	s	s
C162	Manufacture of products of wood, cork, straw and plaiting materials	s	s	s	s	s	s
C181	Printing and service activities related to printing	28	3,140	262	431	53	102
C192	Manufacture of refined petroleum products	s	s	s	s	s	s
C201	Manufacture of basic chemicals	5	3,993	1,324	209	76	361
C202	Manufacture of other chemical products, n.e.c.						
C210	Manufacture of pharmaceuticals, medicinal chemical and botanical products	s	s	s	s	s	s

*Continued*

TABLE 5.3 - *Continued*

2009 PSIC Code	Region/ Industry Description	Number of Establishments	Overhead, General Administrative and Other Operating Expenses				
			Total	Materials and Supplies	Electricity	Water	Fuels, Lubricants, Oils and Greases
		(1)	(2)	(3)	(4)	(5)	(6)
C222	Manufacture of plastic products	s	s	s	s	s	s
C239	Manufacture of non-metallic mineral products, n.e.c.	24	11,168	572	3,722	1,356	1,456
C242	Manufacture of basic precious and other non-ferrous metals	s	s	s	s	s	s
C259	Manufacture of other fabricated metal products; metal working service activities	6	8,524	499	1,026	59	698
C282	Manufacture of special purpose machinery	s	s	s	s	s	s
C310	Manufacture of furniture	4	1,426	765	46	28	22
C331	Repair of fabricated metal products, machinery and equipment	5	1,775	672	430	164	93
	V - Bicol Region	760	19,629,261	5,526,318	1,310,598	124,206	1,016,442
C101	Processing and preserving of meat	15	105,277	75,269	2,851	1,106	257
C102	Processing and preserving of fish, crustaceans and mollusks	24	53,961	278	14,547	3,787	3,933
C103	Processing and preserving of fruits and vegetables	7	35,171	21,481	2,570	506	1,832
C104	Manufacture of vegetable and animal oils and fats	7	632,875	80,585	156,447	26,625	22,146
C105	Manufacture of dairy products	4	89,446	37,502	1,096	272	6,012
C106	Manufacture of grain mill products, starches and starch products	127	767,224	44,152	212,300	8,712	74,501
C107	Manufacture of other food products	261	383,464	158,431	49,279	9,646	50,973
C108	Manufacture of prepared animal feeds	5	478,505	25,653	16,032	3,223	16,029
C110	Manufacture of beverages	84	6,225,157	967,137	205,951	12,251	126,648
C120	Manufacture of tobacco products	s	s	s	s	s	s
C131	Spinning, weaving and finishing of textiles	4	333	168	26	9	27
C139	Manufacture of other textiles	10	20,434	450	614	94	1,557
C141	Manufacture of wearing apparel, except fur apparel	34	16,169	2,839	1,173	80	568
C142	Custom tailoring and dressmaking						
C152	Manufacture of footwear	s	s	s	s	s	s
C162	Manufacture of products of wood, cork, straw and plaiting materials	19	118,295	16,179	6,929	906	11,849
C170	Manufacture of paper and paper products	s	s	s	s	s	s
C181	Printing and service activities related to printing	63	384,011	260,606	19,283	1,052	20,087
C192	Manufacture of refined petroleum products	s	s	s	s	s	s
C201	Manufacture of basic chemicals	3	831	355	39	17	29
C210	Manufacture of pharmaceuticals, medicinal chemical and botanical products	s	s	s	s	s	s
C231	Manufacture of glass and glass products	19	2,089,359	233,187	559,712	55,307	102,967
C239	Manufacture of non-metallic mineral products, n.e.c.						
C241	Manufacture of basic iron and steel	5	7,541,832	3,588,301	699	110	499,657
C242	Manufacture of basic precious and other non-ferrous metals						

*Continued*

TABLE 5.3 - *Continued*

2009 PSIC Code	Region/ Industry Description	Number of Establishments	Overhead, General Administrative and Other Operating Expenses					
			Total	Materials and Supplies	Electricity	Water	Fuels, Lubricants, Oils and Greases	
		(1)	(2)	(3)	(4)	(5)	(6)	
C251	Manufacture of structural metal products, tanks, reservoirs and steam generators	4	8,417	698	435	36	484	
C259	Manufacture of other fabricated metal products; metal working service activities	22	19,659	1,750	286	20	118	
C282	Manufacture of special purpose machinery	3	3,357	694	441	97	152	
C293	Manufacture of parts and accessories for motor vehicles	s	s	s	s	s	s	
C310	Manufacture of furniture	14	12,122	4,072	1,688	71	1,850	
C329	Other manufacturing, n.e.c.	9	4,341	2,177	124	-	12	
C331	Repair of fabricated metal products, machinery and equipment	9	8,094	1,283	574	90	188	
	<b>VI - Western Visayas</b>	<b>1,208</b>	<b>25,395,442</b>	<b>4,757,803</b>	<b>3,092,414</b>	<b>209,553</b>	<b>1,460,011</b>	
C101	Processing and preserving of meat	15	43,305	6,090	15,140	2,185	3,462	
C102	Processing and preserving of fish, crustaceans and mollusks	20	93,048	12,014	6,246	2,562	4,239	
C103	Processing and preserving of fruits and vegetables	3	8,293	140	388	64	755	
C104	Manufacture of vegetable and animal oils and fats	3	32,223	884	1,026	75	1,782	
C105	Manufacture of dairy products	4	1,709	935	220	71	110	
C106	Manufacture of grain mill products, starches and starch products	77	1,064,226	87,805	105,847	27,268	49,891	
C107	Manufacture of other food products	594	13,321,318	1,811,662	2,214,689	97,401	810,364	
C108	Manufacture of prepared animal feeds	3	574,538	58,766	49,406	792	41,506	
C110	Manufacture of beverages	180	6,995,571	2,118,135	371,556	63,902	245,321	
C131	Spinning, weaving and finishing of textiles	5	14,625	170	270	173	230	
C139	Manufacture of other textiles	3	1,812	133	460	57	25	
C141	Manufacture of wearing apparel, except fur apparel	12	26,609	686	1,068	308	537	
C142	Custom tailoring and dressmaking	28	25,421	1,482	1,209	296	1,269	
C161	Sawmilling and planing of wood	}	11	37,469	6,219	976	151	1,029
C162	Manufacture of products of wood, cork, straw and plaiting materials							
C170	Manufacture of paper and paper products							
C181	Printing and service activities related to printing	79	65,634	6,212	7,863	784	4,337	
C199	Manufacture of other fuel products	s	s	s	s	s	s	
C201	Manufacture of basic chemicals	10	2,412,183	578,519	203,388	1,787	210,101	
C202	Manufacture of other chemical products, n.e.c.	3	1,873	724	78	23	544	
C210	Manufacture of pharmaceuticals, medicinal chemical and botanical products	4	21,307	3,256	2,537	1,189	1,283	
C222	Manufacture of plastic products	8	164,542	17,642	54,615	5,007	20,721	
C231	Manufacture of glass and glass products	}	49	73,705	2,506	4,146	1,517	11,002
C239	Manufacture of non-metallic mineral products, n.e.c.							
C241	Manufacture of basic iron and steel							
C243	Casting of metals	8	41,756	1,183	819	95	1,479	

*Continued*

TABLE 5.3 - *Continued*

2009 PSIC Code	Region/ Industry Description	Number of Establishments	Overhead, General Administrative and Other Operating Expenses				
			Total	Materials and Supplies	Electricity	Water	Fuels, Lubricants, Oils and Greases
		(1)	(2)	(3)	(4)	(5)	(6)
C251	Manufacture of structural metal products, tanks, reservoirs and steam generators	4	80,805	7,333	6,364	924	4,448
C259	Manufacture of other fabricated metal products; metal working service activities	12	31,000	3,123	3,473	80	2,274
C273	Manufacture of wiring and wiring devices	s	s	s	s	s	s
C275	Manufacture of domestic appliances	s	s	s	s	s	s
C282	Manufacture of special purpose machinery	4	54,314	586	3,995	1,333	2,609
C310	Manufacture of furniture	44	164,889	24,452	31,248	500	37,640
C329	Other manufacturing, n.e.c.	5	15,994	2,842	1,112	214	468
C331	Repair of fabricated metal products, machinery and equipment	19	23,166	3,436	3,971	778	2,515
	<b>VII - Central Visayas</b>	<b>2,853</b>	<b>107,026,929</b>	<b>23,522,240</b>	<b>10,065,983</b>	<b>947,872</b>	<b>4,933,670</b>
C101	Processing and preserving of meat	28	3,130,180	107,170	322,612	70,554	179,421
C102	Processing and preserving of fish, crustaceans and mollusks	36	1,475,973	248,813	299,370	32,347	124,545
C103	Processing and preserving of fruits and vegetables	15	657,289	179,762	179,766	4,388	42,909
C104	Manufacture of vegetable and animal oils and fats	11	1,342,171	121,643	76,860	16,719	11,403
C105	Manufacture of dairy products	7	226,264	117,104	32,318	3,507	10,429
C106	Manufacture of grain mill products, starches and starch products	40	769,202	41,804	138,089	12,537	24,638
C107	Manufacture of other food products	1,297	4,310,456	622,060	625,899	29,530	295,526
C108	Manufacture of prepared animal feeds	10	4,500,741	269,220	352,620	26,722	109,024
C110	Manufacture of beverages	367	17,824,157	960,268	252,992	104,589	291,051
C131	Spinning, weaving and finishing of textiles	3	1,760	42	77	31	149
C139	Manufacture of other textiles	18	79,192	8,356	9,588	968	2,386
C141	Manufacture of wearing apparel, except fur apparel	43	2,653,014	235,841	144,635	28,806	45,977
C142	Custom tailoring and dressmaking	24	9,175	1,056	3,168	490	396
C151	Tanning and dressing of leather; manufacture of luggage and handbags	s	s	s	s	s	s
C152	Manufacture of footwear	14	190,750	36,552	72,197	6,078	13,413
C161	Sawmilling and planing of wood	29	347,299	13,559	16,666	675	9,652
C162	Manufacture of products of wood, cork, straw and plaiting materials						
C170	Manufacture of paper and paper products	24	724,192	63,860	156,757	17,732	54,522
C181	Printing and service activities related to printing	222	1,550,294	119,850	181,981	2,605	135,089
C199	Manufacture of other fuel products	s	s	s	s	s	s
C201	Manufacture of basic chemicals	19	1,451,995	59,118	16,476	3,201	23,304
C202	Manufacture of other chemical products, n.e.c.	36	910,835	111,759	115,334	15,367	36,922
C203	Manufacture of man-made fibers						
C210	Manufacture of pharmaceuticals, medicinal chemical and botanical products						
		8	167,934	51,785	25,464	1,257	1,192

*Continued*



TABLE 5.3 - *Continued*

2009 PSIC Code	Region/ Industry Description	Number of Establishments	Overhead, General Administrative and Other Operating Expenses				
			Total	Materials and Supplies	Electricity	Water	Fuels, Lubricants, Oils and Greases
		(1)	(2)	(3)	(4)	(5)	(6)
C221	Manufacture of rubber products	9	2,009,408	179,202	184,682	4,839	18,456
C222	Manufacture of plastic products	70	2,114,121	115,246	423,558	49,721	85,005
C231	Manufacture of glass and glass products	9	296,838	81,678	54,011	4,546	31,524
C239	Manufacture of non-metallic mineral products, n.e.c.	76	16,769,213	2,369,563	2,078,122	23,509	2,196,031
C241	Manufacture of basic iron and steel	27	14,646,169	11,632,270	590,728	34,571	723,189
C242	Manufacture of basic precious and other non-ferrous metals						
C243	Casting of metals						
C251	Manufacture of structural metal products, tanks, reservoirs and steam generators	19	343,829	1,952	10,655	6,412	6,165
C252	Manufacture of weapons and ammunition	s	s	s	s	s	s
C259	Manufacture of other fabricated metal products; metal working service activities	47	1,120,927	357,076	61,997	9,171	13,249
C261	Manufacture of electronic components	13	9,255,558	2,227,323	1,873,858	149,533	42,047
C262	Manufacture of computers and peripheral equipment and accessories	4	1,395,508	391,064	96,319	50,652	118,743
C263	Manufacture of communication equipment						
C265	Manufacture of measuring, testing, navigating and control equipment; watches and clocks						
C267	Manufacture of optical instruments and photographic equipment	13	1,362,145	390,553	216,512	42,427	28,015
C271	Manufacture of electric motors, generators, transformers and electricity distribution and control apparatus	3	285,868	58,742	34,584	1,266	2,426
C273	Manufacture of wiring and wiring devices	s	s	s	s	s	s
C274	Manufacture of electric lighting equipment	4	104,322	25,308	15,990	1,665	1,381
C275	Manufacture of domestic appliances	3	163,071	32,786	10,186	1,891	10,940
C281	Manufacture of general purpose machinery	8	525,271	149,305	45,600	4,009	21,086
C282	Manufacture of special purpose machinery	7	141,076	29,300	9,632	815	13,300
C291	Manufacture of motor vehicles	8	271,627	5,170	5,071	106	3,264
C292	Manufacture of bodies (coachwork) for motor vehicles; manufacture of trailers and semi-trailers	10	1,378,893	230,784	160,216	4,383	6,698
C293	Manufacture of parts and accessories for motor vehicles						
C301	Building of ships and boats	6	735,276	52,578	82,930	11,798	8,712
C309	Manufacture of transport equipment, n.e.c.	s	s	s	s	s	s
C310	Manufacture of furniture	133	2,608,835	504,042	184,572	14,325	29,422
C321	Manufacture of jewelry, bijouterie and related articles	37	365,283	65,483	26,909	7,700	14,996
C322	Manufacture of musical instruments	s	s	s	s	s	s
C323	Manufacture of sports goods	s	s	s	s	s	s
C324	Manufacture of games and toys	3	131,691	30,197	34,993	13,923	282
C325	Manufacture of medical and dental instruments and supplies	5	708,059	194,742	67,796	1,244	12,625
C329	Other manufacturing, n.e.c.	18	160,499	72,193	8,395	4,551	33,397

*Continued*

TABLE 5.3 - *Continued*

2009 PSIC Code	Region/ Industry Description	Number of Establishments	Overhead, General Administrative and Other Operating Expenses				
			Total	Materials and Supplies	Electricity	Water	Fuels, Lubricants, Oils and Greases
		(1)	(2)	(3)	(4)	(5)	(6)
C331	Repair of fabricated metal products, machinery and equipment	54	5,513,291	270,849	451,176	92,246	56,908
	<b>VIII - Eastern Visayas</b>	<b>871</b>	<b>17,582,508</b>	<b>5,932,452</b>	<b>339,693</b>	<b>43,060</b>	<b>1,285,895</b>
C101	Processing and preserving of meat	s	s	s	s	s	s
C102	Processing and preserving of fish, crustaceans and mollusks	3	92,537	16,885	24,663	4,425	4,451
C103	Processing and preserving of fruits and vegetables	s	s	s	s	s	s
C104	Manufacture of vegetable and animal oils and fats	6	517,254	68,796	94,872	7,416	34,936
C106	Manufacture of grain mill products, starches and starch products	97	429,994	873	32,048	1,523	79,057
C107	Manufacture of other food products	529	728,677	106,738	47,471	16,481	61,740
C110	Manufacture of beverages	108	741,029	136,960	27,234	5,584	26,684
C139	Manufacture of other textiles	s	s	s	s	s	s
C142	Custom tailoring and dressmaking	3	446	21	172	17	10
C162	Manufacture of products of wood, cork, straw and plaiting materials	s	s	s	s	s	s
C170	Manufacture of paper and paper products	3	157,162	59,976	26,411	824	20,090
C181	Printing and service activities related to printing	36	50,073	35,884	3,312	180	307
C192	Manufacture of refined petroleum products	s	s	s	s	s	s
C201	Manufacture of basic chemicals	7	2,472,271	5,482	74,121	4,006	7,024
C202	Manufacture of other chemical products, n.e.c.						
C210	Manufacture of pharmaceuticals, medicinal chemical and botanical products						
C221	Manufacture of rubber products	s	s	s	s	s	s
C222	Manufacture of plastic products	s	s	s	s	s	s
C231	Manufacture of glass and glass products	6	10,387	5,212	992	338	791
C239	Manufacture of non-metallic mineral products, n.e.c.	18	251,437	14,298	3,645	1,267	46,860
C242	Manufacture of basic precious and other non-ferrous metals	s	s	s	s	s	s
C243	Casting of metals	s	s	s	s	s	s
C251	Manufacture of structural metal products, tanks, reservoirs and steam generators	s	s	s	s	s	s
C259	Manufacture of other fabricated metal products; metal working service activities	18	104,836	102,752	743	28	182
C273	Manufacture of wiring and wiring devices	s	s	s	s	s	s
C282	Manufacture of special purpose machinery	s	s	s	s	s	s
C310	Manufacture of furniture	9	1,231	467	145	67	119
C329	Other manufacturing, n.e.c.	7	12,298	395	467	8	4,628
C331	Repair of fabricated metal products, machinery and equipment	6	1,245	692	84	38	55

*Continued*

TABLE 5.3 - *Continued*

2009 PSIC Code	Region/ Industry Description	Number of Establishments	Overhead, General Administrative and Other Operating Expenses				
			Total	Materials and Supplies	Electricity	Water	Fuels, Lubricants, Oils and Greases
		(1)	(2)	(3)	(4)	(5)	(6)
	<b>IX - Zamboanga Peninsula</b>	<b>522</b>	<b>6,029,156</b>	<b>370,639</b>	<b>860,884</b>	<b>92,725</b>	<b>1,088,675</b>
C101	Processing and preserving of meat	6	25,686	3,955	2,186	662	12,116
C102	Processing and preserving of fish, crustaceans and mollusks	23	2,500,386	129,995	211,727	25,382	735,299
C103	Processing and preserving of fruits and vegetables	s	s	s	s	s	s
C104	Manufacture of vegetable and animal oils and fats	4	876,664	21,012	135,042	517	8,268
C105	Manufacture of dairy products	s	s	s	s	s	s
C106	Manufacture of grain mill products, starches and starch products	79	161,589	13,798	33,926	2,475	28,256
C107	Manufacture of other food products	244	296,328	4,096	33,904	24,740	57,925
C108	Manufacture of prepared animal feeds	s	s	s	s	s	s
C110	Manufacture of beverages	53	1,321,786	69,684	331,737	25,616	128,295
C142	Custom tailoring and dressmaking	10	2,504	185	1,276	77	41
C161	Sawmilling and planing of wood	3	233,922	1,266	16,566	124	2,541
C162	Manufacture of products of wood, cork, straw and plaiting materials						
C181	Printing and service activities related to printing	33	53,315	2,945	7,908	1,099	2,850
C202	Manufacture of other chemical products, n.e.c.	s	s	s	s	s	s
C221	Manufacture of rubber products	5	33,885	4,707	17,702	191	3,628
C222	Manufacture of plastic products	3	7,985	303	992	518	1,026
C231	Manufacture of glass and glass products	12	17,359	902	2,927	718	3,387
C239	Manufacture of non-metallic mineral products, n.e.c.						
C241	Manufacture of basic iron and steel	s	s	s	s	s	s
C251	Manufacture of structural metal products, tanks, reservoirs and steam generators	s	s	s	s	s	s
C259	Manufacture of other fabricated metal products; metal working service activities	5	390,192	93,343	52,019	8,464	98,274
C301	Building of ships and boats	s	s	s	s	s	s
C310	Manufacture of furniture	13	41,598	7,033	7,902	892	2,806
C324	Manufacture of games and toys	7	14,068	846	555	93	86
C329	Other manufacturing, n.e.c.						
C331	Repair of fabricated metal products, machinery and equipment	14	26,699	15,265	2,103	759	3,477
	<b>X - Northern Mindanao</b>	<b>774</b>	<b>40,382,355</b>	<b>6,222,387</b>	<b>2,346,124</b>	<b>603,008</b>	<b>2,436,115</b>
C101	Processing and preserving of meat	14	259,868	131,794	52,461	8,001	15,141
C102	Processing and preserving of fish, crustaceans and mollusks	s	s	s	s	s	s
C103	Processing and preserving of fruits and vegetables	12	3,959,187	103,203	168,948	71,073	238,492
C104	Manufacture of vegetable and animal oils and fats	10	1,506,348	202,303	207,486	11,452	161,514
C105	Manufacture of dairy products	6	3,285,331	1,562,635	376,607	94,415	632,713

*Continued*

TABLE 5.3 - *Continued*

2009 PSIC Code	Region/ Industry Description	Number of Establishments	Overhead, General Administrative and Other Operating Expenses				
			Total	Materials and Supplies	Electricity	Water	Fuels, Lubricants, Oils and Greases
		(1)	(2)	(3)	(4)	(5)	(6)
C106	Manufacture of grain mill products, starches and starch products	85	3,225,827	279,195	304,101	50,533	83,647
C107	Manufacture of other food products	311	3,142,575	709,352	158,240	38,982	323,632
C108	Manufacture of prepared animal feeds	6	38,733	18,366	1,605	651	4,133
C110	Manufacture of beverages	51	15,692,485	1,448,599	307,191	164,785	516,993
C139	Manufacture of other textiles	s	s	s	s	s	s
C141	Manufacture of wearing apparel, except fur apparel	4	7,270	1,253	996	426	387
C142	Custom tailoring and dressmaking	25	8,338	3,365	878	138	116
C152	Manufacture of footwear	s	s	s	s	s	s
C161	Sawmilling and planing of wood	21	113,329	5,408	8,006	692	9,978
C162	Manufacture of products of wood, cork, straw and plaiting materials	9	33,324	8,006	11,838	1,422	3,537
C170	Manufacture of paper and paper products	8	592,932	55,820	129,528	26,474	146,455
C181	Printing and service activities related to printing	70	602,619	14,943	76,098	13,647	17,247
C192	Manufacture of refined petroleum products	s	s	s	s	s	s
C201	Manufacture of basic chemicals	10	4,895,500	1,558,518	104,114	9,639	37,478
C202	Manufacture of other chemical products, n.e.c.	4	410,280	48,568	18,349	1,508	8,600
C210	Manufacture of pharmaceuticals, medicinal chemical and botanical products	s	s	s	s	s	s
C221	Manufacture of rubber products	s	s	s	s	s	s
C222	Manufacture of plastic products	5	55,322	4,492	3,604	1,766	1,653
C231	Manufacture of glass and glass products	27	135,367	3,403	6,656	1,947	2,535
C239	Manufacture of non-metallic mineral products, n.e.c.						
C241	Manufacture of basic iron and steel	11	2,055,539	34,320	380,637	96,402	194,791
C243	Casting of metals	s	s	s	s	s	s
C251	Manufacture of structural metal products, tanks, reservoirs and steam generators	5	2,814	225	559	78	924
C252	Manufacture of weapons and ammunition	s	s	s	s	s	s
C259	Manufacture of other fabricated metal products; metal working service activities	11	23,893	2,607	1,523	945	2,511
C282	Manufacture of special purpose machinery	4	131,550	2,763	3,671	1,971	10,900
C291	Manufacture of motor vehicles	4	2,537	922	204	60	609
C292	Manufacture of bodies (coachwork) for motor vehicles; manufacture of trailers and semi-trailers	s	s	s	s	s	s
C310	Manufacture of furniture	13	18,997	7,392	997	106	3,519
C321	Manufacture of jewelry, bijouterie and related articles	3	7,963	1,370	1,629	49	177
C324	Manufacture of games and toys						
C325	Manufacture of medical and dental instruments and supplies						
C329	Other manufacturing, n.e.c.						
C331	Repair of fabricated metal products, machinery and equipment	28	36,534	1,107	9,133	1,601	2,756

*Continued*

TABLE 5.3 - *Continued*

2009 PSIC Code	Region/ Industry Description	Number of Establishments	Overhead, General Administrative and Other Operating Expenses					
			Total	Materials and Supplies	Electricity	Water	Fuels, Lubricants, Oils and Greases	
		(1)	(2)	(3)	(4)	(5)	(6)	
	<b>XI - Davao Region</b>	<b>1,173</b>	<b>33,298,774</b>	<b>2,951,517</b>	<b>3,894,813</b>	<b>375,701</b>	<b>2,261,899</b>	
C101	Processing and preserving of meat	14	1,545,013	149,318	106,169	19,640	58,095	
C102	Processing and preserving of fish, crustaceans and mollusks	3	34,064	4,975	4,851	1,001	1,464	
C103	Processing and preserving of fruits and vegetables	15	352,733	24,625	43,677	12,600	20,117	
C104	Manufacture of vegetable and animal oils and fats	19	7,480,031	722,034	1,445,367	54,746	223,911	
C105	Manufacture of dairy products	3	2,882	705	295	114	223	
C106	Manufacture of grain mill products, starches and starch products	70	979,352	100,060	422,964	35,164	169,128	
C107	Manufacture of other food products	551	2,762,494	264,240	334,929	85,887	507,960	
C108	Manufacture of prepared animal feeds	11	246,112	11,220	22,592	2,064	22,069	
C110	Manufacture of beverages	64	7,925,712	461,531	406,967	91,642	370,460	
C120	Manufacture of tobacco products	s	s	s	s	s	s	
C131	Spinning, weaving and finishing of textiles	4	19,500	1,009	7,304	41	633	
C139	Manufacture of other textiles	9	23,175	5,146	4,280	945	185	
C141	Manufacture of wearing apparel, except fur apparel	4	874	8	105	13	63	
C142	Custom tailoring and dressmaking	53	72,419	30,947	2,428	140	354	
C152	Manufacture of footwear	4	3,243	69	262	31	98	
C161	Sawmilling and planing of wood	}	22	183,078	54,636	13,337	4,849	10,956
C162	Manufacture of products of wood, cork, straw and plaiting materials							
C170	Manufacture of paper and paper products							
C181	Printing and service activities related to printing	78	2,331,875	30,846	137,330	4,160	20,752	
C192	Manufacture of refined petroleum products	s	s	s	s	s	s	
C201	Manufacture of basic chemicals	11	285,040	13,106	44,079	10,933	22,892	
C202	Manufacture of other chemical products, n.e.c.	17	742,530	91,515	95,544	3,511	96,137	
C210	Manufacture of pharmaceuticals, medicinal chemical and botanical products	4	51,401	836	669	466	118	
C221	Manufacture of rubber products	4	36,604	9,663	4,212	134	6,134	
C222	Manufacture of plastic products	28	741,731	27,819	155,993	22,680	106,818	
C231	Manufacture of glass and glass products	4	14,112	2,137	5,272	336	1,111	
C239	Manufacture of non-metallic mineral products, n.e.c.	20	5,023,982	777,444	518,715	10,450	543,178	
C241	Manufacture of basic iron and steel	17	70,873	1,554	9,350	2,247	7,145	
C242	Manufacture of basic precious and other non-ferrous metals	4	127,876	8,163	2,556	520	2,971	
C243	Casting of metals	s	s	s	s	s	s	
C251	Manufacture of structural metal products, tanks, reservoirs and steam generators	12	386,236	20,372	8,048	2,977	21,958	
C252	Manufacture of weapons and ammunition	s	s	s	s	s	s	
C259	Manufacture of other fabricated metal products; metal working service activities	23	167,425	3,268	6,992	580	4,106	

*Continued*

TABLE 5.3 - *Continued*

2009 PSIC Code	Region/ Industry Description	Number of Establishments	Overhead, General Administrative and Other Operating Expenses					
			Total	Materials and Supplies	Electricity	Water	Fuels, Lubricants, Oils and Greases	
		(1)	(2)	(3)	(4)	(5)	(6)	
C265	Manufacture of measuring, testing, navigating and control equipment; watches and clocks	s	s	s	s	s	s	
C275	Manufacture of domestic appliances	s	s	s	s	s	s	
C279	Manufacture of other electrical equipment	s	s	s	s	s	s	
C281	Manufacture of general purpose machinery	3	14,230	115	5,277	15	1,134	
C282	Manufacture of special purpose machinery	6	2,971	25	320	29	403	
C291	Manufacture of motor vehicles	s	s	s	s	s	s	
C293	Manufacture of parts and accessories for motor vehicles	s	s	s	s	s	s	
C301	Building of ships and boats	}	3	119,805	6,520	748	1,453	1,268
C309	Manufacture of transport equipment, n.e.c.							
C310	Manufacture of furniture	27	71,319	1,554	1,938	529	3,771	
C321	Manufacture of jewelry, bijouterie and related articles	s	s	s	s	s	s	
C329	Other manufacturing, n.e.c.	6	54,984	43,453	571	77	2,268	
C331	Repair of fabricated metal products, machinery and equipment	37	72,849	40,585	4,729	583	5,217	
	<b>XII - SOCCSKSARGEN</b>	<b>629</b>	<b>13,440,470</b>	<b>2,681,824</b>	<b>1,000,040</b>	<b>210,462</b>	<b>873,315</b>	
C101	Processing and preserving of meat	9	247,774	39,358	61,548	13,785	5,397	
C102	Processing and preserving of fish, crustaceans and mollusks	24	3,311,004	155,892	196,990	59,988	207,686	
C103	Processing and preserving of fruits and vegetables	3	3,687,837	1,105,278	185,388	9,762	150,873	
C104	Manufacture of vegetable and animal oils and fats	5	2,053,881	861,356	166,075	41,471	48,189	
C105	Manufacture of dairy products	s	s	s	s	s	s	
C106	Manufacture of grain mill products, starches and starch products	110	788,008	19,414	75,964	2,516	119,925	
C107	Manufacture of other food products	203	727,965	137,083	31,611	9,923	41,246	
C108	Manufacture of prepared animal feeds	5	133,226	17,626	40,079	982	20,958	
C110	Manufacture of beverages	37	20,548	1,864	5,307	2,160	2,456	
C131	Spinning, weaving and finishing of textiles	}	3	5,590	37	53	13	190
C139	Manufacture of other textiles							
C141	Manufacture of wearing apparel, except fur apparel	4	2,544	36	528	25	64	
C142	Custom tailoring and dressmaking	8	1,008	77	169	45	26	
C152	Manufacture of footwear	s	s	s	s	s	s	
C161	Sawmilling and planing of wood	3	6,958	90	447	27	511	
C162	Manufacture of products of wood, cork, straw and plaiting materials	5	26,288	8,210	4,952	852	3,973	
C170	Manufacture of paper and paper products	s	s	s	s	s	s	
C181	Printing and service activities related to printing	70	668,739	43,719	42,874	21,613	7,440	
C192	Manufacture of refined petroleum products	s	s	s	s	s	s	
C201	Manufacture of basic chemicals	4	32,559	419	855	355	1,877	
C202	Manufacture of other chemical products, n.e.c.	5	22,294	130	295	85	12,623	

*Continued*

TABLE 5.3 - *Continued*

2009 PSIC Code	Region/ Industry Description	Number of Establishments	Overhead, General Administrative and Other Operating Expenses				
			Total	Materials and Supplies	Electricity	Water	Fuels, Lubricants, Oils and Greases
		(1)	(2)	(3)	(4)	(5)	(6)
C210	Manufacture of pharmaceuticals, medicinal chemical and botanical products	s	s	s	s	s	s
C221	Manufacture of rubber products	5	16,763	1,148	1,228	487	2,416
C222	Manufacture of plastic products	s	s	s	s	s	s
C231	Manufacture of glass and glass products	20	15,045	237	3,358	336	1,713
C239	Manufacture of non-metallic mineral products, n.e.c.						
C241	Manufacture of basic iron and steel	4	2,061	10	358	41	147
C243	Casting of metals	s	s	s	s	s	s
C251	Manufacture of structural metal products, tanks, reservoirs and steam generators	4	11,836	76	1,095	300	4,486
C259	Manufacture of other fabricated metal products; metal working service activities	38	638,493	142,633	64,023	7,840	40,257
C282	Manufacture of special purpose machinery	4	387	26	124	24	31
C301	Building of ships and boats	3	118,113	169	8,936	1,116	2,696
C309	Manufacture of transport equipment, n.e.c.						
C310	Manufacture of furniture	11	101,874	53,301	7,605	73	16,082
C323	Manufacture of sports goods	s	s	s	s	s	s
C331	Repair of fabricated metal products, machinery and equipment	31	628,222	44,947	86,892	35,161	171,698
	XIII - Caraga	440	25,841,652	10,337,571	458,884	87,448	1,899,660
C101	Processing and preserving of meat	4	50,645	9,335	13,688	707	5,900
C102	Processing and preserving of fish, crustaceans and mollusks	s	s	s	s	s	s
C103	Processing and preserving of fruits and vegetables	s	s	s	s	s	s
C104	Manufacture of vegetable and animal oils and fats	5	795,866	312,306	76,242	13,130	23,418
C106	Manufacture of grain mill products, starches and starch products	49	93,955	2,920	22,032	81	23,236
C107	Manufacture of other food products	185	491,672	106,525	51,135	21,495	58,668
C108	Manufacture of prepared animal feeds	s	s	s	s	s	s
C110	Manufacture of beverages	71	169,320	7,888	34,747	4,484	2,619
C139	Manufacture of other textiles	s	s	s	s	s	s
C142	Custom tailoring and dressmaking	9	740	303	89	16	21
C152	Manufacture of footwear	s	s	s	s	s	s
C161	Sawmilling and planing of wood	5	34,219	14,175	945	129	8,041
C162	Manufacture of products of wood, cork, straw and plaiting materials	10	844,508	447,348	154,345	24,337	12,574
C181	Printing and service activities related to printing	33	29,861	1,328	2,895	447	3,646
C199	Manufacture of other fuel products	s	s	s	s	s	s
C201	Manufacture of basic chemicals	5	141,550	5,429	14,391	3,412	11,199
C202	Manufacture of other chemical products, n.e.c.						
C221	Manufacture of rubber products	s	s	s	s	s	

*Continued*

TABLE 5.3 - *Continued*

2009 PSIC Code	Region/ Industry Description	Number of Establishments	Overhead, General Administrative and Other Operating Expenses				
			Total	Materials and Supplies	Electricity	Water	Fuels, Lubricants, Oils and Greases
C231	Manufacture of glass and glass products	14	3,189,994	192,847	63,120	17,001	1,729,640
C239	Manufacture of non-metallic mineral products, n.e.c.						
C241	Manufacture of basic iron and steel						
C242	Manufacture of basic precious and other non-ferrous metals	3	19,753,925	9,167,742	5,660	1,133	5,894
C251	Manufacture of structural metal products, tanks, reservoirs and steam generators						
C259	Manufacture of other fabricated metal products; metal working service activities						
C282	Manufacture of special purpose machinery	s	s	s	s	s	s
C301	Building of ships and boats	s	s	s	s	s	s
C309	Manufacture of transport equipment, n.e.c.	s	s	s	s	s	s
C310	Manufacture of furniture	10	11,009	232	548	37	243
C321	Manufacture of jewelry, bijouterie and related articles	4	863	119	53	17	41
C324	Manufacture of games and toys	3	14,617	13,520	95	10	37
C329	Other manufacturing, n.e.c.						
C331	Repair of fabricated metal products, machinery and equipment						
		10	136,944	47,820	12,807	74	12,220
	<b>Autonomous Region in Muslim Mindanao</b>	<b>57</b>	<b>1,832,565</b>	<b>80,371</b>	<b>75,228</b>	<b>8,144</b>	<b>179,910</b>
C101	Processing and preserving of meat	s	s	s	s	s	s
C104	Manufacture of vegetable and animal oils and fats	s	s	s	s	s	s
C106	Manufacture of grain mill products, starches and starch products	21	1,576,378	48,821	47,799	3,610	172,646
C107	Manufacture of other food products	18	4,104	594	615	101	815
C108	Manufacture of prepared animal feeds	s	s	s	s	s	s
C110	Manufacture of beverages	7	2,004	960	220	50	270
C142	Custom tailoring and dressmaking	s	s	s	s	s	s
C221	Manufacture of rubber products	s	s	s	s	s	s
C239	Manufacture of non-metallic mineral products, n.e.c.	s	s	s	s	s	s
C301	Building of ships and boats	s	s	s	s	s	s
C310	Manufacture of furniture	s	s	s	s	s	s

*Continued*



TABLE 5.3 - *Continued*

2009 PSIC Code	Region/ Industry Description	Overhead, General Administrative and Other Operating Expenses					
		Industrial Service Done by Others	Non-Industrial Service Done by Others	Taxes on Products and Other Taxes on Production	Interest Expense	Depreciation	Amortization for Intangible Assets
		(7)	(8)	(9)	(10)	(11)	(12)
	<b>Philippines</b>	<b>153,979,675</b>	<b>407,236,254</b>	<b>234,161,644</b>	<b>52,670,416</b>	<b>164,691,458</b>	<b>5,050,612</b>
C101	Processing and preserving of meat	4,207,230	9,055,167	1,491,786	632,463	2,310,780	3,709
C102	Processing and preserving of fish, crustaceans and mollusks	1,192,293	3,544,266	481,886	818,207	805,108	3,749
C103	Processing and preserving of fruits and vegetables	4,992,714	2,673,471	762,092	280,886	835,958	2,530
C104	Manufacture of vegetable and animal oils and fats	3,356,649	3,719,412	1,299,239	978,773	2,598,898	14,656
C105	Manufacture of dairy products	8,009,926	42,065,236	7,592,096	3,641,877	6,488,463	1,728,261
C106	Manufacture of grain mill products, starches and starch products	2,693,694	8,847,239	1,533,465	2,994,861	4,231,591	7,550
C107	Manufacture of other food products	10,575,130	49,094,133	5,686,713	2,205,344	8,534,447	48,380
C108	Manufacture of prepared animal feeds	2,054,751	4,275,611	1,749,857	541,828	1,408,205	2,429
C110	Manufacture of beverages	11,075,111	30,063,720	96,541,943	3,374,887	12,885,510	116,294
C120	Manufacture of tobacco products	724,645	10,030,688	50,487,572	372,319	1,691,713	50,603
C131	Spinning, weaving and finishing of textiles	348,111	384,128	382,758	34,778	209,167	-
C139	Manufacture of other textiles	1,025,058	1,181,819	426,689	102,462	334,128	3,550
C141	Manufacture of wearing apparel, except fur apparel	2,655,204	5,652,969	342,820	916,228	919,838	21,376
C142	Custom tailoring and dressmaking	29,868	235,728	48,811	500	20,864	-
C143	Manufacture of knitted and crocheted apparel	142,019	552,071	15,960	12,823	22,399	-
C151	Tanning and dressing of leather; manufacture of luggage and handbags	21,654	351,748	22,196	3,450	82,729	-
C152	Manufacture of footwear	222,780	436,020	475,370	94,331	522,259	4,667
C161	Sawmilling and planing of wood	88,977	140,509	51,397	22,344	62,845	478
C162	Manufacture of products of wood, cork, straw and plaiting materials	803,714	1,950,634	324,539	178,219	1,463,862	319
C170	Manufacture of paper and paper products	3,023,375	5,728,754	1,890,917	591,547	1,957,814	10,475
C181	Printing and service activities related to printing	1,824,627	4,675,022	2,225,856	921,162	2,354,572	658
C182	Reproduction of recorded media	61,547	37,152	554	2,392	19,023	-
C192	Manufacture of refined petroleum products	7,550,577	22,554,862	38,327,417	6,244,799	9,788,417	13
C199	Manufacture of other fuel products	19,579	129,691	9,874	6,187	16,524	-
C201	Manufacture of basic chemicals	2,127,898	17,861,925	2,110,853	2,396,553	5,614,928	30,380
C202	Manufacture of other chemical products, n.e.c.	3,107,188	13,253,232	1,690,025	715,610	1,575,744	120,676
C203	Manufacture of man-made fibers	5,486	22,628	3,008	-	2,875	-
C210	Manufacture of pharmaceuticals, medicinal chemical and botanical products	1,452,409	3,535,975	226,501	359,322	881,438	527
C221	Manufacture of rubber products	1,230,104	1,328,992	634,425	327,263	2,908,083	8,658
C222	Manufacture of plastic products	3,898,229	8,126,598	1,963,661	1,018,478	5,712,393	3,718
C231	Manufacture of glass and glass products	1,923,231	721,150	168,634	651,459	1,493,567	17,793
C239	Manufacture of non-metallic mineral products, n.e.c.	12,630,735	17,416,193	1,905,091	2,973,415	9,351,453	33,201
C241	Manufacture of basic iron and steel	2,086,635	6,802,700	1,490,532	1,648,938	3,437,275	8,710
C242	Manufacture of basic precious and other non-ferrous metals	5,836,835	3,761,412	642,821	2,391,259	6,326,170	198,833

*Continued*

TABLE 5.3 - *Continued*

2009 PSIC Code	Region/ Industry Description	Overhead, General Administrative and Other Operating Expenses					
		Industrial Service Done by Others	Non-Industrial Service Done by Others	Taxes on Products and Other Taxes on Production	Interest Expense	Depreciation	Amortization for Intangible Assets
		(7)	(8)	(9)	(10)	(11)	(12)
C243	Casting of metals	568,716	440,454	46,613	57,100	365,015	4,143
C251	Manufacture of structural metal products, tanks, reservoirs and steam generators	8,244,846	35,062,588	2,089,117	2,363,914	2,674,200	14,742
C252	Manufacture of weapons and ammunition	68,674	216,090	22,687	28,364	88,876	-
C259	Manufacture of other fabricated metal products; metal working service activities	5,045,759	7,344,050	1,173,626	945,150	3,405,361	32,901
C261	Manufacture of electronic components	19,083,622	24,125,130	1,211,631	3,198,451	36,538,057	578,405
C262	Manufacture of computers and peripheral equipment and accessories	1,182,691	1,905,788	104,998	158,068	1,169,462	75,587
C263	Manufacture of communication equipment	186,476	641,418	12,951	55,560	252,989	920
C264	Manufacture of consumer electronics	319,036	571,543	28,911	2,100	418,526	675
C265	Manufacture of measuring, testing, navigating and control equipment; watches and clocks	40,980	199,994	16,458	23,557	114,105	2,164
C267	Manufacture of optical instruments and photographic equipment	434,346	830,857	113,921	68,797	1,106,755	6,499
C271	Manufacture of electric motors, generators, transformers and electricity distribution and control apparatus	313,708	1,219,302	157,563	120,249	1,377,247	11,509
C272	Manufacture of batteries and accumulators	1,219,720	811,235	281,468	867,038	1,238,615	-
C273	Manufacture of wiring and wiring devices	365,633	1,088,029	290,732	115,537	347,233	22,632
C274	Manufacture of electric lighting equipment	355,313	548,760	106,275	28,715	206,358	976
C275	Manufacture of domestic appliances	88,270	507,223	102,348	34,633	62,076	1,121
C279	Manufacture of other electrical equipment	194,023	563,831	125,606	61,981	94,227	8,200
C281	Manufacture of general purpose machinery	1,326,542	6,081,699	484,723	3,002,592	1,300,263	1,534,911
C282	Manufacture of special purpose machinery	1,736,476	2,706,270	457,354	521,448	1,850,325	9,063
C291	Manufacture of motor vehicles	1,697,144	5,477,544	1,530,811	1,095,749	2,088,397	92,686
C292	Manufacture of bodies (coachwork) for motor vehicles; manufacture of trailers and semi-trailers	32,432	335,656	155,664	94,278	137,717	6,039
C293	Manufacture of parts and accessories for motor vehicles	2,922,895	11,454,055	416,364	593,985	6,148,566	157,677
C301	Building of ships and boats	1,553,861	657,610	48,298	170,674	210,324	160
C303	Manufacture of air and spacecraft and related machinery	554,492	2,785,317	235,935	23,457	264,077	-
C309	Manufacture of transport equipment, n.e.c.	427,653	12,713,669	481,849	929,173	801,553	25,450
C310	Manufacture of furniture	1,038,768	2,493,405	922,227	212,544	897,498	7,202
C321	Manufacture of jewelry, bijouterie and related articles	56,075	204,204	22,752	15,280	32,187	1
C322	Manufacture of musical instruments	495	6,919	807	-	1,395	-
C323	Manufacture of sports goods	233,366	249,692	15,845	4,816	90,343	-
C324	Manufacture of games and toys	11,140	180,579	13,533	4,215	38,302	367
C325	Manufacture of medical and dental instruments and supplies	1,702,054	1,206,547	67,948	63,677	2,194,666	12,198
C329	Other manufacturing, n.e.c.	374,378	655,273	69,148	12,293	226,846	1,530
C331	Repair of fabricated metal products, machinery and equipment	1,594,970	3,735,320	342,269	342,057	2,074,266	663
C332	Installation of industrial machinery and equipment	7,134	5,350	3,851	-	6,591	-

*Continued*

TABLE 5.3 - *Continued*

2009 PSIC Code	Region/ Industry Description	Overhead, General Administrative and Other Operating Expenses					
		Industrial Service Done by Others	Non-Industrial Service Done by Others	Taxes on Products and Other Taxes on Production	Interest Expense	Depreciation	Amortization for Intangible Assets
		(7)	(8)	(9)	(10)	(11)	(12)
	<b>National Capital Region</b>	<b>25,302,294</b>	<b>170,178,641</b>	<b>61,435,383</b>	<b>7,975,379</b>	<b>21,563,992</b>	<b>943,316</b>
C101	Processing and preserving of meat	518,312	2,233,628	166,793	95,012	202,290	-
C102	Processing and preserving of fish, crustaceans and mollusks	35,307	346,328	27,091	18,876	79,372	-
C103	Processing and preserving of fruits and vegetables	143,474	84,795	119,195	638	28,255	263
C104	Manufacture of vegetable and animal oils and fats	338,249	573,084	157,099	23,290	468,428	-
C105	Manufacture of dairy products	1,524,990	29,998,878	585,104	673,116	2,424,525	664,927
C106	Manufacture of grain mill products, starches and starch products	1,329,539	4,160,575	468,769	601,377	1,353,016	1,027
C107	Manufacture of other food products	1,894,984	34,090,925	1,469,662	226,721	900,233	5,070
C108	Manufacture of prepared animal feeds	179,959	166,758	12,184	1,756	84,953	-
C110	Manufacture of beverages	874,190	8,561,684	10,881,004	784,558	4,039,525	80,030
C120	Manufacture of tobacco products	537,860	5,603,060	37,285,927	264,040	1,147,510	-
C131	Spinning, weaving and finishing of textiles	75,581	91,437	283,956	24,747	59,404	-
C139	Manufacture of other textiles	137,750	259,907	239,867	38,544	82,254	600
C141	Manufacture of wearing apparel, except fur apparel	423,173	1,614,164	160,682	868,125	220,339	12,546
C142	Custom tailoring and dressmaking	21,136	148,662	25,526	-	11,321	-
C143	Manufacture of knitted and crocheted apparel	141,380	515,433	14,080	12,366	18,865	-
C151	Tanning and dressing of leather; manufacture of luggage and handbags	1,461	144,773	10,153	15	3,563	-
C152	Manufacture of footwear	22,446	47,075	118,139	62,241	83,839	-
C161	Sawmilling and planing of wood	2,137	11,852	12,671	2,226	3,764	-
C162	Manufacture of products of wood, cork, straw and plaiting materials	38,492	248,800	34,579	18,650	33,618	-
C170	Manufacture of paper and paper products	2,003,952	2,945,495	1,232,064	249,122	666,581	6,635
C181	Printing and service activities related to printing	1,258,878	1,149,756	1,119,182	143,420	991,833	453
C182	Reproduction of recorded media	1,945	1,892	235	134	1,044	-
C192	Manufacture of refined petroleum products	25,914	144,945	32,216	12,519	26,555	-
C199	Manufacture of other fuel products						
C201	Manufacture of basic chemicals	182,302	13,199,831	540,526	269,052	112,098	-
C202	Manufacture of other chemical products, n.e.c.	1,250,756	10,591,154	993,691	294,836	884,181	118,688
C203	Manufacture of man-made fibers						
C210	Manufacture of pharmaceuticals, medicinal chemical and botanical products	263,496	1,108,929	54,310	93,438	53,510	-
C221	Manufacture of rubber products	405,867	613,248	212,274	152,462	486,840	-
C222	Manufacture of plastic products	1,120,775	1,248,286	1,332,896	256,565	1,798,484	2,039
C231	Manufacture of glass and glass products	29,549	153,717	14,848	180	17,696	-
C239	Manufacture of non-metallic mineral products, n.e.c.	1,115,099	1,688,077	291,595	212,633	1,124,318	227
C241	Manufacture of basic iron and steel	730,834	2,779,451	570,297	785,656	306,506	5,135
C242	Manufacture of basic precious and other non-ferrous metals	11,484	82,190	48,038	45,077	10,761	21,096
C243	Casting of metals	520	4,907	11,181	-	2,464	-

*Continued*

TABLE 5.3 - *Continued*

2009 PSIC Code	Region/ Industry Description	Overhead, General Administrative and Other Operating Expenses					
		Industrial Service Done by Others	Non-Industrial Service Done by Others	Taxes on Products and Other Taxes on Production	Interest Expense	Depreciation	Amortization for Intangible Assets
		(7)	(8)	(9)	(10)	(11)	(12)
C251	Manufacture of structural metal products, tanks, reservoirs and steam generators	917,250	33,179,097	243,470	344,454	561,473	449
C252	Manufacture of weapons and ammunition	68,451	212,209	22,063	27,822	88,708	-
C259	Manufacture of other fabricated metal products; metal working service activities	2,554,628	2,640,035	553,042	260,271	596,988	14,859
C261	Manufacture of electronic components	2,164,233	791,520	212,618	26,423	1,044,809	2,109
C262	Manufacture of computers and peripheral equipment and accessories }	3,385	31,971	862	-	1,885	459
C263	Manufacture of communication equipment }						
C264	Manufacture of consumer electronics }						
C265	Manufacture of measuring, testing, navigating and control equipment; watches and clocks }	6,676	62,065	6,958	-	15,133	141
C267	Manufacture of optical instruments and photographic equipment }						
C271	Manufacture of electric motors, generators, transformers and electricity distribution and control apparatus						
C272	Manufacture of batteries and accumulators	13,590	35,061	28,427	20,951	14,592	-
C273	Manufacture of wiring and wiring devices	560,231	337,402	138,362	441,789	587,810	-
C274	Manufacture of electric lighting equipment	27,308	31,698	220,010	35,670	7,537	-
C275	Manufacture of domestic appliances	33,953	21,136	8,960	11	6,773	-
C279	Manufacture of other electrical equipment	13,300	69,828	56,534	16,982	21,289	-
C281	Manufacture of general purpose machinery	s	s	s	s	s	s
C282	Manufacture of special purpose machinery	781,216	614,133	235,189	298,836	161,845	-
C291	Manufacture of motor vehicles	141,004	508,053	215,012	63,426	41,589	21
C292	Manufacture of motor vehicles	11,448	29,197	5,253	4,528	6,270	-
C293	Manufacture of bodies (coachwork) for motor vehicles; manufacture of trailers and semi-trailers	5,742	25,063	9,617	156	11,922	-
C301	Manufacture of parts and accessories for motor vehicles	180,310	3,156,456	16,682	-	39,209	3,711
C303	Building of ships and boats	156,519	4,313	16,678	-	16,398	-
C309	Manufacture of air and spacecraft and related machinery }	69,515	1,901,013	67,886	140,760	70,029	1,276
C310	Manufacture of transport equipment, n.e.c. }						
C321	Manufacture of furniture						
C322	Manufacture of jewelry, bijouterie and related articles	472,931	340,243	615,914	34,978	319,154	-
C323	Manufacture of musical instruments	5,763	17,928	4,415	-	2,536	-
C324	Manufacture of sports goods	s	s	s	s	s	s
C325	Manufacture of games and toys	9,238	63,941	5,417	1,929	18,960	-
C329	Manufacture of medical and dental instruments and supplies	1,210	7,733	5,992	374	4,397	-
C331	Other manufacturing, n.e.c.	16,849	64,388	8,587	2,644	41,527	1,555
C332	Repair of fabricated metal products, machinery and equipment	152,536	293,427	36,234	3,569	45,663	-
C332	Installation of industrial machinery and equipment	280,621	1,053,561	81,786	10,196	85,996	-
		s	s	s	s	s	s

*Continued*

TABLE 5.3 - *Continued*

2009 PSIC Code	Region/ Industry Description	Overhead, General Administrative and Other Operating Expenses					
		Industrial Service Done by Others	Non-Industrial Service Done by Others	Taxes on Products and Other Taxes on Production	Interest Expense	Depreciation	Amortization for Intangible Assets
		(7)	(8)	(9)	(10)	(11)	(12)
	<b>Cordillera Administrative Region</b>	<b>1,292,357</b>	<b>2,419,459</b>	<b>49,144</b>	<b>8,822</b>	<b>3,921,243</b>	<b>777</b>
C101	Processing and preserving of meat	s	s	s	s	s	s
C103	Processing and preserving of fruits and vegetables	35,177	15,725	1,232	-	10,143	719
C105	Manufacture of dairy products	s	s	s	s	s	s
C106	Manufacture of grain mill products, starches and starch products	151	493	141	-	306	-
C107	Manufacture of other food products	8,736	102,058	17,204	1,510	31,915	-
C110	Manufacture of beverages	340	2,184	795	-	9,487	-
C131	Spinning, weaving and finishing of textiles	3,391	14,928	709	472	1,640	-
C139	Manufacture of other textiles						
C141	Manufacture of wearing apparel, except fur apparel	s	s	s	s	s	s
C142	Custom tailoring and dressmaking	111	990	161	-	351	-
C162	Manufacture of products of wood, cork, straw and plaiting materials	s	s	s	s	s	s
C170	Manufacture of paper and paper products	s	s	s	s	s	s
C181	Printing and service activities related to printing	19,663	27,020	4,430	78	11,001	23
C201	Manufacture of basic chemicals	s	s	s	s	s	s
C202	Manufacture of other chemical products, n.e.c.	s	s	s	s	s	s
C221	Manufacture of rubber products	7	16,460	88	-	3,956	-
C222	Manufacture of plastic products						
C231	Manufacture of glass and glass products	s	s	s	s	s	s
C239	Manufacture of non-metallic mineral products, n.e.c.	s	s	s	s	s	s
C241	Manufacture of basic iron and steel	s	s	s	s	s	s
C242	Manufacture of basic precious and other non-ferrous metals	s	s	s	s	s	s
C251	Manufacture of structural metal products, tanks, reservoirs and steam generators	-	572	63	-	73	-
C259	Manufacture of other fabricated metal products; metal working service activities	37	88	51	-	81	-
C261	Manufacture of electronic components	921,753	1,182,652	21,237	6,762	3,695,686	-
C281	Manufacture of general purpose machinery	988	11,091	139	-	318	-
C282	Manufacture of special purpose machinery						
C303	Manufacture of air and spacecraft and related machinery	s	s	s	s	s	s
C310	Manufacture of furniture	s	s	s	s	s	s
C321	Manufacture of jewelry, bijouterie and related articles	s	s	s	s	s	s
C331	Repair of fabricated metal products, machinery and equipment	420	480	32	-	24	-
	<b>I - Ilocos Region</b>	<b>1,712,420</b>	<b>2,771,812</b>	<b>1,720,336</b>	<b>759,261</b>	<b>1,805,685</b>	<b>492</b>
C101	Processing and preserving of meat	176,746	161,252	23,967	4,068	50,454	-
C102	Processing and preserving of fish, crustaceans and mollusks	-	496	76	-	12	-

*Continued*

TABLE 5.3 - *Continued*

2009 PSIC Code	Region/ Industry Description	Overhead, General Administrative and Other Operating Expenses					
		Industrial Service Done by Others	Non-Industrial Service Done by Others	Taxes on Products and Other Taxes on Production	Interest Expense	Depreciation	Amortization for Intangible Assets
		(7)	(8)	(9)	(10)	(11)	(12)
C103	Processing and preserving of fruits and vegetables	s	s	s	s	s	s
C105	Manufacture of dairy products	s	s	s	s	s	s
C106	Manufacture of grain mill products, starches and starch products	204,423	224,427	96,763	525,364	152,836	-
C107	Manufacture of other food products	49,444	51,221	42,098	2,052	21,787	103
C108	Manufacture of prepared animal feeds	3,195	10,242	3,427	2,509	5,763	-
C110	Manufacture of beverages	760,144	1,079,087	1,416,980	-	803,333	267
C120	Manufacture of tobacco products	28,506	36,310	27,507	34,869	5,168	60
C131	Spinning, weaving and finishing of textiles	2,484	345	125	-	45	-
C141	Manufacture of wearing apparel, except fur apparel	22	97	75	5	2	-
C142	Custom tailoring and dressmaking	-	1,013	2,141	-	9	-
C162	Manufacture of products of wood, cork, straw and plaiting materials	375	1,540	310	-	464	-
C170	Manufacture of paper and paper products	s	s	s	s	s	s
C181	Printing and service activities related to printing	462	43,833	4,072	-	2,189	-
C201	Manufacture of basic chemicals	38,697	161,079	6,675	91,036	89,980	9
C202	Manufacture of other chemical products, n.e.c.						
C210	Manufacture of pharmaceuticals, medicinal chemical and botanical products						
C221	Manufacture of rubber products	s	s	s	s	s	s
C222	Manufacture of plastic products	s	s	s	s	s	s
C239	Manufacture of non-metallic mineral products, n.e.c.	406,948	914,298	82,046	14,597	634,649	-
C241	Manufacture of basic iron and steel	7,067	26,404	1,543	35,423	14,906	53
C251	Manufacture of structural metal products, tanks, reservoirs and steam generators	3,807	8,459	2,573	-	879	-
C259	Manufacture of other fabricated metal products; metal working service activities	59	1,080	773	-	809	-
C282	Manufacture of special purpose machinery	-	438	125	-	560	-
C292	Manufacture of bodies (coachwork) for motor vehicles; }	550	4,697	449	-	1,088	-
	manufacture of trailers and semi-trailers }						
C293	Manufacture of parts and accessories for motor vehicles }						
C309	Manufacture of transport equipment, n.e.c.	s	s	s	s	s	s
C310	Manufacture of furniture	114	11,608	1,165	-	3,077	-
C321	Manufacture of jewelry, bijouterie and related articles }	15,449	3,131	316	-	5,538	-
C324	Manufacture of games and toys }						
C329	Other manufacturing, n.e.c. }						
C331	Repair of fabricated metal products, machinery and equipment	1,642	6,064	3,275	3,822	4,560	-
	<b>II - Cagayan Valley</b>	<b>1,289,334</b>	<b>1,153,467</b>	<b>225,093</b>	<b>110,798</b>	<b>330,640</b>	<b>63</b>
C101	Processing and preserving of meat	6,955	2,924	2,236	1,329	5,347	-

*Continued*

TABLE 5.3 - *Continued*

2009 PSIC Code	Region/ Industry Description	Overhead, General Administrative and Other Operating Expenses					
		Industrial Service Done by Others	Non-Industrial Service Done by Others	Taxes on Products and Other Taxes on Production	Interest Expense	Depreciation	Amortization for Intangible Assets
		(7)	(8)	(9)	(10)	(11)	(12)
C102	Processing and preserving of fish, crustaceans and mollusks	s	s	s	s	s	s
C103	Processing and preserving of fruits and vegetables	78	190	41	-	44	-
C105	Manufacture of dairy products	s	s	s	s	s	s
C106	Manufacture of grain mill products, starches and starch products	12,318	32,603	8,041	83,319	41,788	-
C107	Manufacture of other food products	47,797	244,556	61,302	7,000	11,051	-
C108	Manufacture of prepared animal feeds	22,056	7,016	1,280	3,828	2,264	-
C110	Manufacture of beverages	1,128,811	509,691	103,554	-	250,638	-
C120	Manufacture of tobacco products	s	s	s	s	s	s
C131	Spinning, weaving and finishing of textiles	s	s	s	s	s	s
C139	Manufacture of other textiles	s	s	s	s	s	s
C142	Custom tailoring and dressmaking	24	185	193	-	78	-
C162	Manufacture of products of wood, cork, straw and plaiting materials	128	322	51	-	89	63
C181	Printing and service activities related to printing	193	15,296	4,323	-	2,353	-
C182	Reproduction of recorded media	s	s	s	s	s	s
C192	Manufacture of refined petroleum products	s	s	s	s	s	s
C199	Manufacture of other fuel products	s	s	s	s	s	s
C201	Manufacture of basic chemicals	s	s	s	s	s	s
C231	Manufacture of glass and glass products	38	3,696	2,060	-	934	-
C239	Manufacture of non-metallic mineral products, n.e.c.						
C251	Manufacture of structural metal products, tanks, reservoirs and steam generators	19	683	222	-	441	-
C259	Manufacture of other fabricated metal products; metal working service activities	193	898	131	-	602	-
C282	Manufacture of special purpose machinery	52,154	206,743	34,371	15,322	10,026	-
C310	Manufacture of furniture	152	955	1,057	-	1,037	-
C321	Manufacture of jewelry, bijouterie and related articles	s	s	s	s	s	s
C329	Other manufacturing, n.e.c.	s	s	s	s	s	s
C331	Repair of fabricated metal products, machinery and equipment	255	1,135	1,236	-	1,025	-
	<b>III - Central Luzon</b>	<b>27,911,116</b>	<b>43,777,424</b>	<b>16,161,831</b>	<b>12,872,910</b>	<b>24,282,213</b>	<b>391,351</b>
C101	Processing and preserving of meat	1,552,858	753,356	607,389	80,158	427,904	16
C102	Processing and preserving of fish, crustaceans and mollusks	107,345	1,074,079	95,674	84,163	67,169	2,925
C103	Processing and preserving of fruits and vegetables	627,194	1,199,819	35,066	18,909	91,668	-
C104	Manufacture of vegetable and animal oils and fats	3,149	2,405	884	-	82	-
C105	Manufacture of dairy products	4,021	33,928	21,234	1,403	31,466	-
C106	Manufacture of grain mill products, starches and starch products	86,707	313,344	228,994	721,966	217,033	48

*Continued*

TABLE 5.3 - *Continued*

2009 PSIC Code	Region/ Industry Description	Overhead, General Administrative and Other Operating Expenses					
		Industrial Service Done by Others	Non-Industrial Service Done by Others	Taxes on Products and Other Taxes on Production	Interest Expense	Depreciation	Amortization for Intangible Assets
		(7)	(8)	(9)	(10)	(11)	(12)
C107	Manufacture of other food products	3,104,222	1,584,424	207,072	339,166	755,690	-
C108	Manufacture of prepared animal feeds	397,828	1,466,908	1,376,046	292,025	437,633	126
C110	Manufacture of beverages	2,533,701	1,020,793	249,084	2,466	1,148,348	-
C120	Manufacture of tobacco products	s	s	s	s	s	s
C131	Spinning, weaving and finishing of textiles	209,942	103,960	47,463	9,558	23,846	-
C139	Manufacture of other textiles	107,121	582,838	141,149	15,300	92,211	-
C141	Manufacture of wearing apparel, except fur apparel	207,497	1,184,713	44,044	5,724	271,863	568
C142	Custom tailoring and dressmaking	120	4,233	561	-	2,036	-
C143	Manufacture of knitted and crocheted apparel						
C151	Tanning and dressing of leather; manufacture of luggage and handbags	8,412	200,245	10,835	3,435	56,375	-
C152	Manufacture of footwear	13,006	239,670	22,394	10,973	58,289	4,665
C161	Sawmilling and planing of wood	3,224	84,513	16,278	8	5,984	159
C162	Manufacture of products of wood, cork, straw and plaiting materials						
C170	Manufacture of paper and paper products	208,440	636,328	123,066	47,882	586,577	2,544
C181	Printing and service activities related to printing	10,626	84,973	682,845	11,940	27,019	-
C192	Manufacture of refined petroleum products	3,246,013	15,774,689	7,331,558	6,224,288	6,037,431	-
C201	Manufacture of basic chemicals	671,046	736,293	178,797	91,522	261,307	26,895
C202	Manufacture of other chemical products, n.e.c.	296,457	351,503	34,728	19,644	42,141	8
C210	Manufacture of pharmaceuticals, medicinal chemical and botanical products	12,923	59,523	29,608	200	46,118	513
C221	Manufacture of rubber products	688,131	374,443	370,993	152,609	1,785,396	8,552
C222	Manufacture of plastic products	99,922	368,431	215,031	133,962	301,349	50
C231	Manufacture of glass and glass products	10,846	107,727	2,362	11,518	12,229	157
C239	Manufacture of non-metallic mineral products, n.e.c.	3,736,232	4,211,615	763,615	1,490,811	3,059,033	15,429
C241	Manufacture of basic iron and steel	150,997	1,676,698	630,812	268,772	277,569	-
C242	Manufacture of basic precious and other non-ferrous metals	802	18,726	667	-	1,291	2,319
C243	Casting of metals	15,898	13,848	7,592	2,639	1,700	-
C251	Manufacture of structural metal products, tanks, reservoirs and steam generators	5,065,019	460,970	1,721,872	1,889,027	1,166,477	9
C252	Manufacture of weapons and ammunition	415,187	800,557	173,776	125,522	314,750	-
C259	Manufacture of other fabricated metal products; metal working service activities						
C261	Manufacture of electronic components	939,653	1,329,021	51,145	138,766	4,136,302	183,480
C262	Manufacture of computers and peripheral equipment and accessories	699,311	438,188	6,112	31,756	330,204	75,128
C264	Manufacture of consumer electronics	105,489	15,456	185	-	3,039	44
C265	Manufacture of measuring, testing, navigating and control equipment; watches and clocks						
C271	Manufacture of electric motors, generators, transformers and electricity distribution and control apparatus	2,836	12,180	79,248	3,380	18,880	-

*Continued*



TABLE 5.3 - Continued

2009 PSIC Code	Region/ Industry Description	Overhead, General Administrative and Other Operating Expenses					
		Industrial Service Done by Others	Non-Industrial Service Done by Others	Taxes on Products and Other Taxes on Production	Interest Expense	Depreciation	Amortization for Intangible Assets
		(7)	(8)	(9)	(10)	(11)	(12)
C272	Manufacture of batteries and accumulators	543,898	346,951	131,461	416,205	641,929	-
C273	Manufacture of wiring and wiring devices	68,246	342,429	44,480	37,346	79,986	1,045
C274	Manufacture of electric lighting equipment	8,549	51,558	3,763	5,359	39,918	137
C275	Manufacture of domestic appliances	372	54,629	8,125	162	2,140	-
C279	Manufacture of other electrical equipment	14,779	48,114	14,387	104	24,609	-
C281	Manufacture of general purpose machinery	66,063	270,865	39,530	-	38,767	6,221
C282	Manufacture of special purpose machinery	19,220	115,336	6,713	272	27,931	427
C291	Manufacture of motor vehicles	2,061	6,011	37,792	34,821	1,557	4,221
C292	Manufacture of bodies (coachwork) for motor vehicles; manufacture of trailers and semi-trailers						
C293	Manufacture of parts and accessories for motor vehicles						
C301	Building of ships and boats	s	s	s	s	s	s
C303	Manufacture of air and spacecraft and related machinery	45,327	170,389	66,408	23,457	29,142	-
C309	Manufacture of transport equipment, n.e.c.	2,159	10,501	1,433	-	1,455	-
C310	Manufacture of furniture	37,989	298,473	112,376	30,002	68,712	-
C321	Manufacture of jewelry, bijouterie and related articles	1,366	2,637	4,064	450	2,065	-
C322	Manufacture of musical instruments	s	s	s	s	s	s
C323	Manufacture of sports goods	121,733	10,306	2,695	1,840	46,396	-
C324	Manufacture of games and toys	1,296	80,792	3,912	405	14,733	6
C325	Manufacture of medical and dental instruments and supplies	96,945	109,090	25,726	7,090	177,222	2,127
C329	Other manufacturing, n.e.c.	149,978	206,184	14,826	7,884	50,566	-
C331	Repair of fabricated metal products, machinery and equipment	324,438	318,885	82,344	12,791	86,210	631
C332	Installation of industrial machinery and equipment	s	s	s	s	s	s
	<b>IVA - CALABARZON</b>	<b>62,397,604</b>	<b>125,544,597</b>	<b>122,582,937</b>	<b>20,630,028</b>	<b>79,933,738</b>	<b>3,411,440</b>
C101	Processing and preserving of meat	1,367,057	3,909,668	484,045	253,408	725,087	-
C102	Processing and preserving of fish, crustaceans and mollusks	11,756	49,640	9,754	-	8,981	-
C103	Processing and preserving of fruits and vegetables	689,405	542,275	178,111	79,606	160,581	1,255
C104	Manufacture of vegetable and animal oils and fats	270,727	306,503	228,422	43,564	154,475	-
C105	Manufacture of dairy products	6,439,036	11,844,054	6,913,523	2,967,171	3,606,457	1,063,318
C106	Manufacture of grain mill products, starches and starch products	147,228	1,780,113	258,519	46,032	557,362	3,167
C107	Manufacture of other food products	2,980,612	5,856,127	2,103,245	925,979	3,614,032	4,627
C108	Manufacture of prepared animal feeds	84,331	305,518	58,875	129,763	210,837	922
C110	Manufacture of beverages	1,704,102	5,623,037	60,286,683	2,518,618	2,795,050	31,658
C120	Manufacture of tobacco products	153,773	1,373,999	13,154,026	72,837	404,462	-
C131	Spinning, weaving and finishing of textiles	52,831	164,161	49,082	-	123,149	-
C139	Manufacture of other textiles	766,455	271,831	33,418	48,599	156,055	2,951
C141	Manufacture of wearing apparel, except fur apparel	459,099	2,422,341	111,164	27,131	287,840	2,094

Continued

TABLE 5.3 - *Continued*

2009 PSIC Code	Region/ Industry Description	Overhead, General Administrative and Other Operating Expenses					
		Industrial Service Done by Others	Non-Industrial Service Done by Others	Taxes on Products and Other Taxes on Production	Interest Expense	Depreciation	Amortization for Intangible Assets
		(7)	(8)	(9)	(10)	(11)	(12)
C142	Custom tailoring and dressmaking	-	25,923	13,065	-	1,632	-
C143	Manufacture of knitted and crocheted apparel	639	35,303	1,876	457	3,502	-
C151	Tanning and dressing of leather; manufacture of luggage and handbags	11,758	6,470	1,164	-	22,480	-
C152	Manufacture of footwear	179,033	112,813	323,415	18,950	369,428	-
C161	Sawmilling and planing of wood	688,649	1,211,001	241,505	116,214	1,300,363	23
C162	Manufacture of products of wood, cork, straw and plaiting materials						
C170	Manufacture of paper and paper products						
C181	Printing and service activities related to printing	199,647	1,021,730	104,887	230,186	425,462	77
C182	Reproduction of recorded media	s	s	s	s	s	s
C192	Manufacture of refined petroleum products	4,257,280	6,641,481	30,961,351	6,963	3,723,936	-
C199	Manufacture of other fuel products						
C201	Manufacture of basic chemicals	454,611	1,031,927	298,103	427,305	3,260,354	2,949
C202	Manufacture of other chemical products, n.e.c.	1,276,850	1,680,851	441,203	330,982	527,415	1
C210	Manufacture of pharmaceuticals, medicinal chemical and botanical products	1,166,648	2,241,103	128,417	264,352	768,943	-
C221	Manufacture of rubber products	58,490	184,031	19,820	3,811	167,789	-
C222	Manufacture of plastic products	2,436,948	5,918,371	306,669	429,513	2,823,375	1,382
C231	Manufacture of glass and glass products	1,868,483	400,622	146,589	639,591	1,423,494	17,636
C239	Manufacture of non-metallic mineral products, n.e.c.	4,247,389	3,184,612	402,040	729,540	2,465,133	11,893
C241	Manufacture of basic iron and steel	545,984	1,221,590	179,669	358,075	2,209,077	3,464
C242	Manufacture of basic precious and other non-ferrous metals	20,994	27,047	6,458	1,450	45,267	-
C243	Casting of metals	515,300	355,091	24,800	49,507	244,075	3,848
C251	Manufacture of structural metal products, tanks, reservoirs and steam generators	2,096,570	1,086,877	77,187	79,484	849,687	14,267
C259	Manufacture of other fabricated metal products; metal working service activities	1,780,520	3,433,951	228,110	517,345	2,238,610	14,520
C261	Manufacture of electronic components	14,090,425	19,531,296	917,767	2,925,626	25,809,294	376,680
C262	Manufacture of computers and peripheral equipment and accessories	479,491	1,426,196	96,959	121,087	835,355	-
C263	Manufacture of communication equipment	31,496	447,532	5,854	373	25,800	5
C264	Manufacture of consumer electronics	202,563	545,942	27,112	2,041	401,910	632
C265	Manufacture of measuring, testing, navigating and control equipment; watches and clocks	5,597	76,773	9,524	-	44,017	2,023
C267	Manufacture of optical instruments and photographic equipment	281,370	473,635	102,016	68,676	1,015,497	2,536
C271	Manufacture of electric motors, generators, transformers and electricity distribution and control apparatus	295,616	1,068,250	43,688	95,723	1,299,370	8,161
C272	Manufacture of batteries and accumulators	115,591	126,882	11,645	9,044	8,877	-
C273	Manufacture of wiring and wiring devices	269,471	691,089	23,129	38,661	248,340	21,210
C274	Manufacture of electric lighting equipment	306,629	435,543	90,697	23,345	151,030	835

*Continued*

TABLE 5.3 - *Continued*

2009 PSIC Code	Region/ Industry Description	Overhead, General Administrative and Other Operating Expenses					
		Industrial Service Done by Others	Non-Industrial Service Done by Others	Taxes on Products and Other Taxes on Production	Interest Expense	Depreciation	Amortization for Intangible Assets
		(7)	(8)	(9)	(10)	(11)	(12)
C275	Manufacture of domestic appliances	58,066	316,760	35,500	12,387	27,990	1,121
C279	Manufacture of other electrical equipment	178,847	467,146	22,580	53,719	66,107	8,200
C281	Manufacture of general purpose machinery	434,694	5,041,963	204,931	2,695,777	1,015,001	1,528,438
C282	Manufacture of special purpose machinery	1,472,700	1,761,860	191,791	417,312	1,725,350	6,832
C291	Manufacture of motor vehicles	1,684,293	5,361,696	1,432,185	1,084,874	2,057,986	92,686
C292	Manufacture of bodies (coachwork) for motor vehicles; manufacture of trailers and semi-trailers	24,203	303,676	106,783	59,396	123,521	1,819
C293	Manufacture of parts and accessories for motor vehicles	2,319,473	7,193,888	352,991	572,239	5,193,140	151,605
C301	Building of ships and boats	153,561	91,549	15,601	79,340	131,880	-
C303	Manufacture of air and spacecraft and related machinery	498,724	12,166,501	576,726	782,897	781,136	24,061
C309	Manufacture of transport equipment, n.e.c.						
C310	Manufacture of furniture	212,777	788,960	77,900	388	240,005	-
C321	Manufacture of jewelry, bijouterie and related articles	2,676	40,331	1,556	9,611	10,065	-
C323	Manufacture of sports goods	101,740	155,768	7,226	1,033	19,038	-
C324	Manufacture of games and toys	2,716	50,055	2,675	3,436	17,712	-
C325	Manufacture of medical and dental instruments and supplies	1,525,607	835,975	17,690	53,943	1,903,380	1,719
C329	Other manufacturing, n.e.c.	29,526	114,975	8,748	-	113,347	1,530
C331	Repair of fabricated metal products, machinery and equipment	224,654	643,260	42,598	90,768	560,595	-
	<b>MIMAROPA</b>	<b>917,319</b>	<b>920,733</b>	<b>346,250</b>	<b>51,771</b>	<b>437,468</b>	<b>2,215</b>
C101	Processing and preserving of meat	s	s	s	s	s	s
C103	Processing and preserving of fruits and vegetables	s	s	s	s	s	s
C104	Manufacture of vegetable and animal oils and fats	977	25,781	8,695	22,886	24,574	-
C105	Manufacture of dairy products	s	s	s	s	s	s
C106	Manufacture of grain mill products, starches and starch products	7,862	8,697	37,659	14,155	52,439	-
C107	Manufacture of other food products	76,300	165,507	272,996	14,730	15,829	-
C110	Manufacture of beverages	4,458	4,088	1,232	-	4,687	640
C131	Spinning, weaving and finishing of textiles	s	s	s	s	s	s
C142	Custom tailoring and dressmaking	10	234	57	-	2	-
C151	Tanning and dressing of leather; manufacture of luggage and handbags	s	s	s	s	s	s
C162	Manufacture of products of wood, cork, straw and plaiting materials	s	s	s	s	s	s
C181	Printing and service activities related to printing	155	1,809	95	-	235	-
C192	Manufacture of refined petroleum products	s	s	s	s	s	s
C201	Manufacture of basic chemicals	161	792	1,070	-	-	-
C202	Manufacture of other chemical products, n.e.c.						
C210	Manufacture of pharmaceuticals, medicinal chemical and botanical products	s	s	s	s	s	s

*Continued*

TABLE 5.3 - *Continued*

2009 PSIC Code	Region/ Industry Description	Overhead, General Administrative and Other Operating Expenses					
		Industrial Service Done by Others	Non-Industrial Service Done by Others	Taxes on Products and Other Taxes on Production	Interest Expense	Depreciation	Amortization for Intangible Assets
		(7)	(8)	(9)	(10)	(11)	(12)
C222	Manufacture of plastic products	s	s	s	s	s	s
C239	Manufacture of non-metallic mineral products, n.e.c.	270	2,185	616	-	991	-
C242	Manufacture of basic precious and other non-ferrous metals	s	s	s	s	s	s
C259	Manufacture of other fabricated metal products; metal working service activities	1,279	3,819	471	-	674	-
C282	Manufacture of special purpose machinery	s	s	s	s	s	s
C310	Manufacture of furniture	13	510	23	-	20	-
C331	Repair of fabricated metal products, machinery and equipment	37	54	145	-	181	-
	<b>V - Bicol Region</b>	<b>1,673,231</b>	<b>6,024,596</b>	<b>463,833</b>	<b>247,055</b>	<b>2,250,706</b>	<b>127,402</b>
C101	Processing and preserving of meat	17,021	1,586	2,404	565	2,145	-
C102	Processing and preserving of fish, crustaceans and mollusks	24	20,776	3,279	2,129	5,168	-
C103	Processing and preserving of fruits and vegetables	634	3,595	1,039	358	860	-
C104	Manufacture of vegetable and animal oils and fats	135,736	41,908	42,017	17,461	101,592	-
C105	Manufacture of dairy products	2,653	1,640	37,081	-	3,190	-
C106	Manufacture of grain mill products, starches and starch products	60,767	118,395	40,905	81,249	88,208	3,308
C107	Manufacture of other food products	19,904	33,563	33,804	6,335	19,128	-
C108	Manufacture of prepared animal feeds	135,650	188,320	10,644	10,060	68,273	-
C110	Manufacture of beverages	197,010	4,301,345	59,529	11	346,192	-
C120	Manufacture of tobacco products	s	s	s	s	s	s
C131	Spinning, weaving and finishing of textiles	3	14	36	-	43	-
C139	Manufacture of other textiles	1,844	11,181	3,907	-	469	-
C141	Manufacture of wearing apparel, except fur apparel	368	4,807	3,229	530	2,310	-
C142	Custom tailoring and dressmaking						
C152	Manufacture of footwear	s	s	s	s	s	s
C162	Manufacture of products of wood, cork, straw and plaiting materials	19,434	22,200	2,074	29,480	4,979	-
C170	Manufacture of paper and paper products	s	s	s	s	s	s
C181	Printing and service activities related to printing	25,985	41,886	3,070	-	12,042	-
C192	Manufacture of refined petroleum products	s	s	s	s	s	s
C201	Manufacture of basic chemicals	19	26	37	-	308	-
C210	Manufacture of pharmaceuticals, medicinal chemical and botanical products	s	s	s	s	s	s
C231	Manufacture of glass and glass products	309,724	597,125	41,976	10,600	177,671	-
C239	Manufacture of non-metallic mineral products, n.e.c.						
C241	Manufacture of basic iron and steel	715,011	433,856	161,371	54,427	1,343,461	124,094
C242	Manufacture of basic precious and other non-ferrous metals						

*Continued*

TABLE 5.3 - *Continued*

2009 PSIC Code	Region/ Industry Description	Overhead, General Administrative and Other Operating Expenses					
		Industrial Service Done by Others	Non-Industrial Service Done by Others	Taxes on Products and Other Taxes on Production	Interest Expense	Depreciation	Amortization for Intangible Assets
		(7)	(8)	(9)	(10)	(11)	(12)
C251	Manufacture of structural metal products, tanks, reservoirs and steam generators	2,017	3,244	863	44	596	-
C259	Manufacture of other fabricated metal products; metal working service activities	11,170	211	5,584	-	521	-
C282	Manufacture of special purpose machinery	214	1,448	255	3	43	-
C293	Manufacture of parts and accessories for motor vehicles	s	s	s	s	s	s
C310	Manufacture of furniture	1,162	1,572	463	-	1,245	-
C329	Other manufacturing, n.e.c.	37	955	592	-	134	-
C331	Repair of fabricated metal products, machinery and equipment	-	552	195	-	5,211	-
	<b>VI - Western Visayas</b>	<b>2,244,163</b>	<b>5,720,304</b>	<b>3,070,005</b>	<b>767,068</b>	<b>3,066,964</b>	<b>25,287</b>
C101	Processing and preserving of meat	8,667	3,771	1,487	242	2,235	-
C102	Processing and preserving of fish, crustaceans and mollusks	23,572	31,515	1,958	4,671	6,242	31
C103	Processing and preserving of fruits and vegetables	329	5,306	184	269	503	-
C104	Manufacture of vegetable and animal oils and fats	8,034	11,428	211	962	7,738	-
C105	Manufacture of dairy products	-	186	121	-	59	-
C106	Manufacture of grain mill products, starches and starch products	149,284	374,916	60,127	34,704	163,536	-
C107	Manufacture of other food products	1,131,618	3,607,205	802,984	482,873	1,713,281	24,219
C108	Manufacture of prepared animal feeds	47,865	226,948	19,255	50,363	69,314	-
C110	Manufacture of beverages	427,827	1,011,421	1,945,959	27,880	695,514	-
C131	Spinning, weaving and finishing of textiles	2,147	10,296	422	-	689	-
C139	Manufacture of other textiles	-	923	104	-	110	-
C141	Manufacture of wearing apparel, except fur apparel	10,441	8,407	2,642	555	1,625	-
C142	Custom tailoring and dressmaking	2,322	16,175	743	-	1,914	-
C161	Sawmilling and planing of wood	6,512	6,271	1,626	1,400	12,847	-
C162	Manufacture of products of wood, cork, straw and plaiting materials						
C170	Manufacture of paper and paper products						
C181	Printing and service activities related to printing	1,575	29,272	4,122	481	10,817	-
C199	Manufacture of other fuel products	s	s	s	s	s	s
C201	Manufacture of basic chemicals	309,952	221,454	194,932	128,001	325,479	177
C202	Manufacture of other chemical products, n.e.c.	64	342	90	-	9	-
C210	Manufacture of pharmaceuticals, medicinal chemical and botanical products	3,438	4,857	614	1,326	1,926	-
C222	Manufacture of plastic products	9,194	23,039	4,658	24,018	4,015	-
C231	Manufacture of glass and glass products	16,124	9,782	11,655	-	16,908	-
C239	Manufacture of non-metallic mineral products, n.e.c.						
C241	Manufacture of basic iron and steel						
C243	Casting of metals	1,323	20,612	2,382	7,141	5,918	9

*Continued*

TABLE 5.3 - *Continued*

2009 PSIC Code	Region/ Industry Description	Overhead, General Administrative and Other Operating Expenses					
		Industrial Service Done by Others	Non-Industrial Service Done by Others	Taxes on Products and Other Taxes on Production	Interest Expense	Depreciation	Amortization for Intangible Assets
		(7)	(8)	(9)	(10)	(11)	(12)
C251	Manufacture of structural metal products, tanks, reservoirs and steam generators	50,375	2,614	3,536	1,093	3,423	-
C259	Manufacture of other fabricated metal products; metal working service activities	940	13,819	1,422	352	3,489	852
C273	Manufacture of wiring and wiring devices	s	s	s	s	s	s
C275	Manufacture of domestic appliances	s	s	s	s	s	s
C282	Manufacture of special purpose machinery	4,144	30,643	2,525	185	7,481	-
C310	Manufacture of furniture	23,990	33,439	3,670	-	9,869	-
C329	Other manufacturing, n.e.c.	1,885	7,242	868	550	379	-
C331	Repair of fabricated metal products, machinery and equipment	2,332	7,025	1,576	-	846	-
	<b>VII - Central Visayas</b>	<b>10,719,112</b>	<b>25,442,242</b>	<b>11,663,672</b>	<b>2,184,872</b>	<b>10,964,053</b>	<b>57,877</b>
C101	Processing and preserving of meat	473,626	1,164,886	102,133	153,959	534,625	2,993
C102	Processing and preserving of fish, crustaceans and mollusks	123,058	295,331	21,686	14,984	203,270	-
C103	Processing and preserving of fruits and vegetables	28,017	61,714	4,655	89,463	52,909	292
C104	Manufacture of vegetable and animal oils and fats	34,139	519,345	278,631	170,965	99,648	-
C105	Manufacture of dairy products	11,412	24,077	15,652	-	9,887	-
C106	Manufacture of grain mill products, starches and starch products	36,561	270,686	24,646	85,841	134,334	-
C107	Manufacture of other food products	168,671	1,623,982	190,160	98,696	363,342	26
C108	Manufacture of prepared animal feeds	1,154,276	1,787,989	241,258	36,020	484,683	674
C110	Manufacture of beverages	1,194,163	4,128,413	9,603,226	-	989,213	933
C131	Spinning, weaving and finishing of textiles	56	797	41	-	189	-
C139	Manufacture of other textiles	3,021	38,954	7,107	18	1,937	-
C141	Manufacture of wearing apparel, except fur apparel	1,552,196	407,681	21,833	13,841	136,555	6,168
C142	Custom tailoring and dressmaking	576	3,036	168	-	285	-
C151	Tanning and dressing of leather; manufacture of luggage and handbags	s	s	s	s	s	s
C152	Manufacture of footwear	6,367	31,421	9,288	2,167	9,457	2
C161	Sawmilling and planing of wood	45,554	139,529	13,894	23,095	56,914	536
C162	Manufacture of products of wood, cork, straw and plaiting materials						
C170	Manufacture of paper and paper products						
C181	Printing and service activities related to printing	40,309	644,527	100,375	237,959	66,235	-
C199	Manufacture of other fuel products	s	s	s	s	s	s
C201	Manufacture of basic chemicals	93,077	1,008,001	56,107	21,839	119,910	108
C202	Manufacture of other chemical products, n.e.c.	125,480	190,225	157,691	7,956	66,968	1,950
C203	Manufacture of man-made fibers						
C210	Manufacture of pharmaceuticals, medicinal chemical and botanical products	5,048	57,748	3,000	-	9,437	-

*Continued*

TABLE 5.3 - Continued

2009 PSIC Code	Region/ Industry Description	Overhead, General Administrative and Other Operating Expenses					
		Industrial Service Done by Others	Non-Industrial Service Done by Others	Taxes on Products and Other Taxes on Production	Interest Expense	Depreciation	Amortization for Intangible Assets
		(7)	(8)	(9)	(10)	(11)	(12)
C221	Manufacture of rubber products	30,137	133,373	28,754	5,551	459,637	106
C222	Manufacture of plastic products	162,415	368,887	57,777	129,625	719,940	-
C231	Manufacture of glass and glass products	12,900	53,069	3,690	-	35,398	-
C239	Manufacture of non-metallic mineral products, n.e.c.	1,829,859	4,872,461	214,328	366,075	1,445,211	2,595
C241	Manufacture of basic iron and steel						
C242	Manufacture of basic precious and other non-ferrous metals	186,598	782,085	68,773	112,752	395,947	31
C243	Casting of metals	34,261	56,553	1,848	2,487	97,438	224
C251	Manufacture of structural metal products, tanks, reservoirs and steam generators	59,510	153,656	6,992	3,488	68,704	-
C252	Manufacture of weapons and ammunition	s	s	s	s	s	s
C259	Manufacture of other fabricated metal products; metal working service activities	195,123	202,655	11,440	36,396	100,419	1,046
C261	Manufacture of electronic components	967,558	1,290,641	8,865	100,873	1,851,966	16,136
C262	Manufacture of computers and peripheral equipment and accessories						
C263	Manufacture of communication equipment	155,485	203,318	8,161	60,412	229,206	915
C265	Manufacture of measuring, testing, navigating and control equipment; watches and clocks	33,551	89,008	3,794	23,557	55,545	-
C267	Manufacture of optical instruments and photographic equipment	148,112	319,225	8,066	121	87,699	3,963
C271	Manufacture of electric motors, generators, transformers and electricity distribution and control apparatus	1,666	103,810	6,200	195	44,405	3,348
C273	Manufacture of wiring and wiring devices	s	s	s	s	s	s
C274	Manufacture of electric lighting equipment	6,182	40,523	2,856	-	8,637	3
C275	Manufacture of domestic appliances	16,419	65,275	2,178	5,102	10,650	-
C281	Manufacture of general purpose machinery	43,578	140,646	3,536	7,962	81,188	251
C282	Manufacture of special purpose machinery	2,830	67,976	2,392	1,620	12,133	532
C291	Manufacture of motor vehicles	648	79,900	91,339	6,252	22,753	-
C292	Manufacture of bodies (coachwork) for motor vehicles; manufacture of trailers and semi-trailers						
C293	Manufacture of parts and accessories for motor vehicles	203,225	521,384	15,920	5,378	202,314	3
C301	Building of ships and boats	370,757	92,971	10,703	28,159	30,942	160
C309	Manufacture of transport equipment, n.e.c.	s	s	s	s	s	s
C310	Manufacture of furniture	280,311	981,838	94,006	94,225	236,773	7,202
C321	Manufacture of jewelry, bijouterie and related articles	46,161	142,034	11,919	5,220	17,199	1
C322	Manufacture of musical instruments	s	s	s	s	s	s
C323	Manufacture of sports goods	s	s	s	s	s	s
C324	Manufacture of games and toys	5,852	39,905	885	-	1,448	361
C325	Manufacture of medical and dental instruments and supplies	61,682	197,095	15,663	-	72,521	6,796
C329	Other manufacturing, n.e.c.	7,814	25,423	2,281	-	5,010	-

Continued

TABLE 5.3 - *Continued*

2009 PSIC Code	Region/ Industry Description	Overhead, General Administrative and Other Operating Expenses					
		Industrial Service Done by Others	Non-Industrial Service Done by Others	Taxes on Products and Other Taxes on Production	Interest Expense	Depreciation	Amortization for Intangible Assets
		(7)	(8)	(9)	(10)	(11)	(12)
C331	Repair of fabricated metal products, machinery and equipment	607,678	1,629,024	101,499	182,229	1,235,976	32
	<b>VIII - Eastern Visayas</b>	<b>1,714,534</b>	<b>2,136,208</b>	<b>845,131</b>	<b>1,689,580</b>	<b>2,395,445</b>	<b>194</b>
C101	Processing and preserving of meat	s	s	s	s	s	s
C102	Processing and preserving of fish, crustaceans and mollusks	4,259	33,904	201	-	3,747	-
C103	Processing and preserving of fruits and vegetables	s	s	s	s	s	s
C104	Manufacture of vegetable and animal oils and fats	18,448	131,641	13,453	90,057	21,818	-
C106	Manufacture of grain mill products, starches and starch products	33,896	93,025	8,329	155,825	25,007	-
C107	Manufacture of other food products	42,238	264,444	84,265	6,833	94,240	-
C110	Manufacture of beverages	31,617	48,282	374,389	-	29,897	-
C139	Manufacture of other textiles	s	s	s	s	s	s
C142	Custom tailoring and dressmaking	-	82	130	-	14	-
C162	Manufacture of products of wood, cork, straw and plaiting materials	s	s	s	s	s	s
C170	Manufacture of paper and paper products	10,721	28,852	4,262	196	5,466	-
C181	Printing and service activities related to printing	-	4,284	2,864	-	574	105
C192	Manufacture of refined petroleum products	s	s	s	s	s	s
C201	Manufacture of basic chemicals	80,062	603,517	19,313	1,318,308	360,086	-
C202	Manufacture of other chemical products, n.e.c.						
C210	Manufacture of pharmaceuticals, medicinal chemical and botanical products						
C221	Manufacture of rubber products	s	s	s	s	s	s
C222	Manufacture of plastic products	s	s	s	s	s	s
C231	Manufacture of glass and glass products	149	1,072	455	-	1,149	-
C239	Manufacture of non-metallic mineral products, n.e.c.	61,175	50,305	12,093	20,980	39,264	-
C242	Manufacture of basic precious and other non-ferrous metals	s	s	s	s	s	s
C243	Casting of metals	s	s	s	s	s	s
C251	Manufacture of structural metal products, tanks, reservoirs and steam generators	s	s	s	s	s	s
C259	Manufacture of other fabricated metal products; metal working service activities	-	217	495	107	168	89
C273	Manufacture of wiring and wiring devices	s	s	s	s	s	s
C282	Manufacture of special purpose machinery	s	s	s	s	s	s
C310	Manufacture of furniture	38	61	162	-	169	-
C329	Other manufacturing, n.e.c.	3,363	291	801	261	854	-
C331	Repair of fabricated metal products, machinery and equipment	-	178	90	-	107	-

*Continued*



TABLE 5.3 - *Continued*

2009 PSIC Code	Region/ Industry Description	Overhead, General Administrative and Other Operating Expenses					
		Industrial Service Done by Others	Non-Industrial Service Done by Others	Taxes on Products and Other Taxes on Production	Interest Expense	Depreciation	Amortization for Intangible Assets
		(7)	(8)	(9)	(10)	(11)	(12)
	<b>IX - Zamboanga Peninsula</b>	<b>521,259</b>	<b>1,185,328</b>	<b>374,823</b>	<b>349,312</b>	<b>904,473</b>	<b>917</b>
C101	Processing and preserving of meat	1,870	3,410	969	82	436	-
C102	Processing and preserving of fish, crustaceans and mollusks	298,019	384,827	220,788	275,148	209,555	450
C103	Processing and preserving of fruits and vegetables	s	s	s	s	s	s
C104	Manufacture of vegetable and animal oils and fats	47,214	198,251	20,001	49,954	395,611	-
C105	Manufacture of dairy products	s	s	s	s	s	s
C106	Manufacture of grain mill products, starches and starch products	12,304	23,051	13,260	-	34,512	-
C107	Manufacture of other food products	13,154	145,316	7,717	-	9,396	-
C108	Manufacture of prepared animal feeds	s	s	s	s	s	s
C110	Manufacture of beverages	112,419	102,667	96,238	-	187,900	-
C142	Custom tailoring and dressmaking	73	96	632	-	124	-
C161	Sawmilling and planing of wood						
C162	Manufacture of products of wood, cork, straw and plaiting materials	290	203,955	3,086	4,463	1,220	-
C181	Printing and service activities related to printing	258	17,280	2,511	-	16,913	-
C202	Manufacture of other chemical products, n.e.c.	s	s	s	s	s	s
C221	Manufacture of rubber products	1,914	1,045	706	1,636	2,356	-
C222	Manufacture of plastic products	377	741	423	994	2,411	-
C231	Manufacture of glass and glass products						
C239	Manufacture of non-metallic mineral products, n.e.c.	1,075	1,652	778	2,382	3,444	-
C241	Manufacture of basic iron and steel	s	s	s	s	s	s
C251	Manufacture of structural metal products, tanks, reservoirs and steam generators	s	s	s	s	s	s
C259	Manufacture of other fabricated metal products; metal working service activities	16,285	82,481	4,738	510	33,551	463
C301	Building of ships and boats	s	s	s	s	s	s
C310	Manufacture of furniture	1,813	5,523	1,362	10,077	4,189	-
C324	Manufacture of games and toys						
C329	Other manufacturing, n.e.c.	11,581	476	304	30	82	-
C331	Repair of fabricated metal products, machinery and equipment	1,212	545	700	1,586	991	-
	<b>X - Northern Mindanao</b>	<b>6,553,598</b>	<b>5,498,731</b>	<b>9,920,921</b>	<b>620,836</b>	<b>3,655,541</b>	<b>8,859</b>
C101	Processing and preserving of meat	12,448	5,011	10,133	9,134	12,525	-
C102	Processing and preserving of fish, crustaceans and mollusks	s	s	s	s	s	s
C103	Processing and preserving of fruits and vegetables	2,498,936	35,846	377,852	740	43,130	-
C104	Manufacture of vegetable and animal oils and fats	260,059	223,055	170,140	76,481	133,525	-
C105	Manufacture of dairy products	27,202	160,998	18,763	7	410,795	-

*Continued*

TABLE 5.3 - *Continued*

2009 PSIC Code	Region/ Industry Description	Overhead, General Administrative and Other Operating Expenses					
		Industrial Service Done by Others	Non-Industrial Service Done by Others	Taxes on Products and Other Taxes on Production	Interest Expense	Depreciation	Amortization for Intangible Assets
		(7)	(8)	(9)	(10)	(11)	(12)
C106	Manufacture of grain mill products, starches and starch products	358,167	1,152,256	95,793	276,133	404,175	-
C107	Manufacture of other food products	771,542	497,804	157,603	6,918	173,213	4,875
C108	Manufacture of prepared animal feeds	1,288	7,930	2,243	958	358	-
C110	Manufacture of beverages	1,455,043	1,740,500	8,098,002	21,654	1,056,489	2,224
C139	Manufacture of other textiles	s	s	s	s	s	s
C141	Manufacture of wearing apparel, except fur apparel	1,252	2,017	253	60	626	-
C142	Custom tailoring and dressmaking	31	3,030	698	-	23	-
C152	Manufacture of footwear	s	s	s	s	s	s
C161	Sawmilling and planing of wood	33,000	8,363	27,697	1,320	3,959	-
C162	Manufacture of products of wood, cork, straw and plaiting materials	1,482	3,104	1,476	-	2,117	-
C170	Manufacture of paper and paper products	60,177	115,897	9,285	953	25,390	-
C181	Printing and service activities related to printing	151,568	179,678	61,486	31,610	55,387	-
C192	Manufacture of refined petroleum products	s	s	s	s	s	s
C201	Manufacture of basic chemicals	251,226	745,592	794,999	48,671	1,040,289	158
C202	Manufacture of other chemical products, n.e.c.	82,636	175,262	33,380	34,414	7,464	20
C210	Manufacture of pharmaceuticals, medicinal chemical and botanical products	s	s	s	s	s	s
C221	Manufacture of rubber products	s	s	s	s	s	s
C222	Manufacture of plastic products	1,610	30,270	6,175	1,941	2,472	246
C231	Manufacture of glass and glass products	2,596	62,915	10,451	15,587	28,228	-
C239	Manufacture of non-metallic mineral products, n.e.c.						
C241	Manufacture of basic iron and steel	465,533	296,033	24,212	70,127	221,153	3
C243	Casting of metals	s	s	s	s	s	s
C251	Manufacture of structural metal products, tanks, reservoirs and steam generators	244	537	92	-	143	-
C252	Manufacture of weapons and ammunition	s	s	s	s	s	s
C259	Manufacture of other fabricated metal products; metal working service activities	5,333	3,873	5,439	595	1,067	-
C282	Manufacture of special purpose machinery	43,739	13,413	2,816	23,309	23,799	1,251
C291	Manufacture of motor vehicles	97	107	186	-	320	-
C292	Manufacture of bodies (coachwork) for motor vehicles; manufacture of trailers and semi-trailers	s	s	s	s	s	s
C310	Manufacture of furniture	1,447	1,055	855	175	1,979	-
C321	Manufacture of jewelry, bijouterie and related articles	1,005	2,475	756	-	50	-
C324	Manufacture of games and toys						
C325	Manufacture of medical and dental instruments and supplies						
C329	Other manufacturing, n.e.c.						
C331	Repair of fabricated metal products, machinery and equipment	7,831	4,169	6,654	-	3,009	-

*Continued*

TABLE 5.3 - *Continued*

2009 PSIC Code	Region/ Industry Description	Overhead, General Administrative and Other Operating Expenses					
		Industrial Service Done by Others	Non-Industrial Service Done by Others	Taxes on Products and Other Taxes on Production	Interest Expense	Depreciation	Amortization for Intangible Assets
		(7)	(8)	(9)	(10)	(11)	(12)
	<b>XI - Davao Region</b>	<b>4,326,824</b>	<b>8,887,196</b>	<b>4,421,936</b>	<b>1,111,976</b>	<b>3,633,216</b>	<b>22,867</b>
C101	Processing and preserving of meat	19,005	772,424	52,755	33,652	317,905	691
C102	Processing and preserving of fish, crustaceans and mollusks	587	6,591	3,120	1,200	9,235	-
C103	Processing and preserving of fruits and vegetables	56,413	83,299	7,633	45,488	49,369	-
C104	Manufacture of vegetable and animal oils and fats	2,068,075	1,165,871	248,194	364,756	755,682	12,042
C105	Manufacture of dairy products	42	451	223	-	826	-
C106	Manufacture of grain mill products, starches and starch products	53,152	69,379	92,310	5,173	25,518	-
C107	Manufacture of other food products	199,015	461,027	166,608	61,999	633,976	9,460
C108	Manufacture of prepared animal feeds	17,498	94,212	19,489	1,377	33,772	495
C110	Manufacture of beverages	642,724	1,851,369	3,412,292	15,738	505,589	-
C120	Manufacture of tobacco products	s	s	s	s	s	s
C131	Spinning, weaving and finishing of textiles	3,068	6,017	957	1	401	-
C139	Manufacture of other textiles	7,297	3,320	963	-	292	-
C141	Manufacture of wearing apparel, except fur apparel	6	377	130	-	172	-
C142	Custom tailoring and dressmaking	4,829	28,576	1,523	-	890	-
C152	Manufacture of footwear	128	713	1,658	-	184	-
C161	Sawmilling and planing of wood						
C162	Manufacture of products of wood, cork, straw and plaiting materials	9,981	17,187	9,389	791	58,108	-
C170	Manufacture of paper and paper products	236,135	481,928	107,048	109,342	142,783	-
C181	Printing and service activities related to printing	2,203	1,304,644	86,893	162,649	582,256	-
C192	Manufacture of refined petroleum products	s	s	s	s	s	s
C201	Manufacture of basic chemicals	33,621	67,926	9,038	284	39,509	94
C202	Manufacture of other chemical products, n.e.c.	68,642	216,592	25,070	27,778	45,635	-
C210	Manufacture of pharmaceuticals, medicinal chemical and botanical products	-	33,455	1,717	6	113	3
C221	Manufacture of rubber products	2,537	7,323	747	4,745	1,108	-
C222	Manufacture of plastic products	66,777	151,468	39,203	41,434	55,623	-
C231	Manufacture of glass and glass products	545	2,280	497	-	1,906	-
C239	Manufacture of non-metallic mineral products, n.e.c.	715,045	1,603,221	54,391	102,331	279,215	-
C241	Manufacture of basic iron and steel	993	24,140	12,688	1,612	11,088	-
C242	Manufacture of basic precious and other non-ferrous metals	9,017	33,747	1,588	44,113	18,562	68
C243	Casting of metals	s	s	s	s	s	s
C251	Manufacture of structural metal products, tanks, reservoirs and steam generators	48,252	160,963	30,197	46,197	20,420	-
C252	Manufacture of weapons and ammunition	s	s	s	s	s	s
C259	Manufacture of other fabricated metal products; metal working service activities	48,730	71,831	17,879	764	11,510	-

*Continued*

TABLE 5.3 - *Continued*

2009 PSIC Code	Region/ Industry Description	Overhead, General Administrative and Other Operating Expenses					
		Industrial Service Done by Others	Non-Industrial Service Done by Others	Taxes on Products and Other Taxes on Production	Interest Expense	Depreciation	Amortization for Intangible Assets
		(7)	(8)	(9)	(10)	(11)	(12)
C265	Manufacture of measuring, testing, navigating and control equipment; watches and clocks	s	s	s	s	s	s
C275	Manufacture of domestic appliances	s	s	s	s	s	s
C279	Manufacture of other electrical equipment	s	s	s	s	s	s
C281	Manufacture of general purpose machinery	3	3,016	1,424	17	3,216	-
C282	Manufacture of special purpose machinery	45	106	930	-	1,112	-
C291	Manufacture of motor vehicles	s	s	s	s	s	s
C293	Manufacture of parts and accessories for motor vehicles	s	s	s	s	s	s
C301	Building of ships and boats	}	}	}	}	}	}
C309	Manufacture of transport equipment, n.e.c.						
C310	Manufacture of furniture	1,265	11,043	5,171	40,530	5,238	-
C321	Manufacture of jewelry, bijouterie and related articles	s	s	s	s	s	s
C329	Other manufacturing, n.e.c.	1,050	952	2,847	-	3,767	-
C331	Repair of fabricated metal products, machinery and equipment	3,217	13,055	2,709	-	2,723	-
	<b>XII - SOCCSKSARGEN</b>	<b>2,070,832</b>	<b>3,041,655</b>	<b>615,640</b>	<b>849,484</b>	<b>1,507,327</b>	<b>3,596</b>
C101	Processing and preserving of meat	43,342	36,227	23,775	422	22,049	9
C102	Processing and preserving of fish, crustaceans and mollusks	573,023	1,295,653	94,303	402,142	210,199	343
C103	Processing and preserving of fruits and vegetables	906,340	625,796	35,985	-	394,226	-
C104	Manufacture of vegetable and animal oils and fats	109,637	387,916	90,673	11,671	280,012	1,962
C105	Manufacture of dairy products	s	s	s	s	s	s
C106	Manufacture of grain mill products, starches and starch products	75,074	85,050	63,573	226,034	120,114	-
C107	Manufacture of other food products	42,247	217,416	54,974	24,532	113,361	-
C108	Manufacture of prepared animal feeds	10,789	13,694	5,123	13,168	10,345	211
C110	Manufacture of beverages	1,265	2,399	2,310	-	2,788	-
C131	Spinning, weaving and finishing of textiles	}	}	}	}	}	}
C139	Manufacture of other textiles						
C141	Manufacture of wearing apparel, except fur apparel	227	348	147	758	409	-
C142	Custom tailoring and dressmaking	182	61	67	-	156	-
C152	Manufacture of footwear	s	s	s	s	s	s
C161	Sawmilling and planing of wood	4,957	474	72	-	352	-
C162	Manufacture of products of wood, cork, straw and plaiting materials	1,733	2,184	484	173	3,700	-
C170	Manufacture of paper and paper products	s	s	s	s	s	s
C181	Printing and service activities related to printing	109,484	102,997	38,942	102,765	146,133	-
C192	Manufacture of refined petroleum products	s	s	s	s	s	s
C201	Manufacture of basic chemicals	3,821	17,209	2,225	536	4,483	-
C202	Manufacture of other chemical products, n.e.c.	1,426	6,364	332	-	1,040	-

*Continued*

TABLE 5.3 - *Continued*

2009 PSIC Code	Region/ Industry Description	Overhead, General Administrative and Other Operating Expenses					
		Industrial Service Done by Others	Non-Industrial Service Done by Others	Taxes on Products and Other Taxes on Production	Interest Expense	Depreciation	Amortization for Intangible Assets
		(7)	(8)	(9)	(10)	(11)	(12)
C210	Manufacture of pharmaceuticals, medicinal chemical and botanical products	s	s	s	s	s	s
C221	Manufacture of rubber products	306	145	641	6,250	4,142	-
C222	Manufacture of plastic products	s	s	s	s	s	s
C231	Manufacture of glass and glass products	504	4,153	1,817	-	2,539	-
C239	Manufacture of non-metallic mineral products, n.e.c.						
C241	Manufacture of basic iron and steel	60	1,358	70	-	18	-
C243	Casting of metals	s	s	s	s	s	s
C251	Manufacture of structural metal products, tanks, reservoirs and steam generators	734	2,033	1,304	128	1,679	-
C259	Manufacture of other fabricated metal products; metal working service activities	15,768	88,024	168,247	375	99,450	1,072
C282	Manufacture of special purpose machinery	2	40	33	-	80	-
C301	Building of ships and boats	30,455	37,770	3,324	10,616	20,063	-
C309	Manufacture of transport equipment, n.e.c.						
C310	Manufacture of furniture	1,345	9,273	6,336	2,169	2,189	-
C323	Manufacture of sports goods	s	s	s	s	s	s
C331	Repair of fabricated metal products, machinery and equipment	124,027	47,918	9,563	40,350	57,121	-
	<b>XIII - Caraga</b>	<b>3,231,074</b>	<b>2,362,316</b>	<b>199,789</b>	<b>2,255,300</b>	<b>3,124,224</b>	<b>53,960</b>
C101	Processing and preserving of meat	9,055	1,881	1,937	432	7,658	-
C102	Processing and preserving of fish, crustaceans and mollusks	s	s	s	s	s	s
C103	Processing and preserving of fruits and vegetables	s	s	s	s	s	s
C104	Manufacture of vegetable and animal oils and fats	60,161	92,741	25,100	58,796	104,256	651
C106	Manufacture of grain mill products, starches and starch products	28,955	12,679	681	-	1,864	-
C107	Manufacture of other food products	24,280	147,841	14,258	-	63,837	-
C108	Manufacture of prepared animal feeds	s	s	s	s	s	s
C110	Manufacture of beverages	7,167	76,699	10,542	3,963	20,670	542
C139	Manufacture of other textiles	s	s	s	s	s	s
C142	Custom tailoring and dressmaking	94	133	63	-	21	-
C152	Manufacture of footwear	s	s	s	s	s	s
C161	Sawmilling and planing of wood	4,748	2,241	560	-	3,353	-
C162	Manufacture of products of wood, cork, straw and plaiting materials	31,321	127,109	9,974	2,742	34,555	-
C181	Printing and service activities related to printing	3,622	6,037	5,759	76	4,124	-
C199	Manufacture of other fuel products	s	s	s	s	s	s
C201	Manufacture of basic chemicals	17,460	64,028	10,879	-	3,677	-
C202	Manufacture of other chemical products, n.e.c.						
C221	Manufacture of rubber products	s	s	s	s	s	s

*Continued*

TABLE 5.3 - *Continued*

2009 PSIC Code	Region/ Industry Description	Overhead, General Administrative and Other Operating Expenses					
		Industrial Service Done by Others	Non-Industrial Service Done by Others	Taxes on Products and Other Taxes on Production	Interest Expense	Depreciation	Amortization for Intangible Assets
		(7)	(8)	(9)	(10)	(11)	(12)
C231	Manufacture of glass and glass products }						
C239	Manufacture of non-metallic mineral products, n.e.c. }	189,263	212,671	15,603	8,049	73,524	3,057
C241	Manufacture of basic iron and steel }						
C242	Manufacture of basic precious and other non-ferrous metals }	2,824,380	1,588,961	89,324	2,159,043	2,764,858	49,691
C251	Manufacture of structural metal products, tanks, reservoirs and steam generators }						
C259	Manufacture of other fabricated metal products; metal working service activities }	1,530	3,426	2,652	2,912	2,802	18
C282	Manufacture of special purpose machinery	s	s	s	s	s	s
C301	Building of ships and boats	s	s	s	s	s	s
C309	Manufacture of transport equipment, n.e.c.	s	s	s	s	s	s
C310	Manufacture of furniture	1,486	6,899	329	-	384	-
C321	Manufacture of jewelry, bijouterie and related articles	99	136	325	-	72	-
C324	Manufacture of games and toys }						
C329	Other manufacturing, n.e.c. }	599	55	186	-	85	-
C331	Repair of fabricated metal products, machinery and equipment	16,607	9,414	7,866	315	29,689	-
	<b>Autonomous Region in Muslim Mindanao</b>	<b>102,604</b>	<b>171,545</b>	<b>64,919</b>	<b>185,964</b>	<b>914,531</b>	<b>-</b>
C101	Processing and preserving of meat	s	s	s	s	s	s
C104	Manufacture of vegetable and animal oils and fats	s	s	s	s	s	s
C106	Manufacture of grain mill products, starches and starch products	97,307	127,549	34,956	137,691	859,545	-
C107	Manufacture of other food products	367	716	760	-	137	-
C108	Manufacture of prepared animal feeds	s	s	s	s	s	s
C110	Manufacture of beverages	131	60	124	-	190	-
C142	Custom tailoring and dressmaking	s	s	s	s	s	s
C221	Manufacture of rubber products	s	s	s	s	s	s
C239	Manufacture of non-metallic mineral products, n.e.c.	s	s	s	s	s	s
C301	Building of ships and boats	s	s	s	s	s	s
C310	Manufacture of furniture	s	s	s	s	s	s

*Continued*

TABLE 5.3 - *Continued*

2009 PSIC Code	Region/ Industry Description	Overhead, General Administrative and Other Operating Expenses				
		Research and Development (R&D) Expense	Environmental Protection Expense	Royalty Fee	Franchise Fee	Foreign Exchange Losses
		(13)	(14)	(15)	(16)	(17)
	<b>Philippines</b>	<b>12,558,568</b>	<b>2,219,245</b>	<b>27,165,443</b>	<b>180,134</b>	<b>10,621,004</b>
C101	Processing and preserving of meat	68,612	17,200	4,114	-	22,342
C102	Processing and preserving of fish, crustaceans and mollusks	13,733	1,701	151	-	9,513
C103	Processing and preserving of fruits and vegetables	125,813	21,515	329,951	-	323,082
C104	Manufacture of vegetable and animal oils and fats	3,062	12,663	11,354	-	325,889
C105	Manufacture of dairy products	151,567	-	4,628,364	6	130,277
C106	Manufacture of grain mill products, starches and starch products	10,386	2,939	13,799	-	103,488
C107	Manufacture of other food products	58,165	54,957	768,466	82,573	53,392
C108	Manufacture of prepared animal feeds	86,530	1,260	1,789	-	781
C110	Manufacture of beverages	2,845	105,078	6,245	-	129,963
C120	Manufacture of tobacco products	154,415	8,732	3,014,659	1,237	70,627
C131	Spinning, weaving and finishing of textiles	12,303	-	-	-	9,246
C139	Manufacture of other textiles	-	563	263,794	-	293,712
C141	Manufacture of wearing apparel, except fur apparel	19,018	7,340	335,345	2,595	101,244
C142	Custom tailoring and dressmaking	-	-	-	-	-
C143	Manufacture of knitted and crocheted apparel	21	-	-	-	3,809
C151	Tanning and dressing of leather; manufacture of luggage and handbags	887	-	995	-	20,346
C152	Manufacture of footwear	2,049	24,616	-	-	4,473
C161	Sawmilling and planing of wood	-	6,483	-	15	-
C162	Manufacture of products of wood, cork, straw and plaiting materials	10,964	1,320	70,585	-	61,835
C170	Manufacture of paper and paper products	1,340	4,399	47,683	-	188,970
C181	Printing and service activities related to printing	23,243	113	-	-	2,232
C182	Reproduction of recorded media	-	-	-	-	155
C192	Manufacture of refined petroleum products	234	143,318	208,585	-	1,045
C199	Manufacture of other fuel products	211	-	10,209	-	-
C201	Manufacture of basic chemicals	18,854	1,487	286,445	-	242,354
C202	Manufacture of other chemical products, n.e.c.	24,186	11,728	912,347	-	80,130
C203	Manufacture of man-made fibers	164	-	-	-	-
C210	Manufacture of pharmaceuticals, medicinal chemical and botanical products	175,850	1	10,769	-	34,065
C221	Manufacture of rubber products	904,569	2	4,022	-	358,153
C222	Manufacture of plastic products	160,941	126,017	454,318	17,440	279,797
C231	Manufacture of glass and glass products	8,675	323	-	9,664	76,631
C239	Manufacture of non-metallic mineral products, n.e.c.	136,744	83,750	1,975,043	266	174,060
C241	Manufacture of basic iron and steel	4,660	10,311	60,105	-	72,722
C242	Manufacture of basic precious and other non-ferrous metals	6,188,118	106,532	129,252	-	800,606

*Continued*

TABLE 5.3 - *Continued*

2009 PSIC Code	Region/ Industry Description	Overhead, General Administrative and Other Operating Expenses				
		Research and Development (R&D) Expense	Environmental Protection Expense	Royalty Fee	Franchise Fee	Foreign Exchange Losses
		(13)	(14)	(15)	(16)	(17)
C243	Casting of metals	-	2,024	47,838	-	20,387
C251	Manufacture of structural metal products, tanks, reservoirs and steam generators	880	884	88,507	-	203,268
C252	Manufacture of weapons and ammunition	80	37	-	-	2,020
C259	Manufacture of other fabricated metal products; metal working service activities	50,367	82,901	893,310	14	295,155
C261	Manufacture of electronic components	687,280	1,214,081	4,161,863	44	2,136,184
C262	Manufacture of computers and peripheral equipment and accessories	220,301	84,813	323,471	-	406,496
C263	Manufacture of communication equipment	46,583	315	-	-	68,578
C264	Manufacture of consumer electronics	784	-	413,138	-	5,306
C265	Manufacture of measuring, testing, navigating and control equipment; watches and clocks	201	38	-	-	22,238
C267	Manufacture of optical instruments and photographic equipment	880	10,166	45,516	-	156,333
C271	Manufacture of electric motors, generators, transformers and electricity distribution and control apparatus	12,093	957	-	-	64,179
C272	Manufacture of batteries and accumulators	20,009	-	-	-	160,779
C273	Manufacture of wiring and wiring devices	39,625	824	156,818	-	63,540
C274	Manufacture of electric lighting equipment	74,197	175	19,194	-	258
C275	Manufacture of domestic appliances	16,551	-	10,000	-	164
C279	Manufacture of other electrical equipment	66,177	1,052	19,850	-	25,148
C281	Manufacture of general purpose machinery	72,292	4,683	21,724	-	229,206
C282	Manufacture of special purpose machinery	1,022	15,661	419,445	-	229,622
C291	Manufacture of motor vehicles	31,015	14	945,594	66,238	48,963
C292	Manufacture of bodies (coachwork) for motor vehicles; manufacture of trailers and semi-trailers	-	5,288	-	-	-
C293	Manufacture of parts and accessories for motor vehicles	2,772,709	14,500	4,006,148	-	1,179,666
C301	Building of ships and boats	328	-	-	-	24,557
C303	Manufacture of air and spacecraft and related machinery	-	2,374	-	-	61,216
C309	Manufacture of transport equipment, n.e.c.	23,658	3,813	1,923,322	-	709,412
C310	Manufacture of furniture	40,155	2,775	23,326	-	44,646
C321	Manufacture of jewelry, bijouterie and related articles	1,982	2,521	23	-	9,699
C322	Manufacture of musical instruments	-	-	-	-	-
C323	Manufacture of sports goods	5,290	-	-	-	7,120
C324	Manufacture of games and toys	-	12	9	-	8,486
C325	Manufacture of medical and dental instruments and supplies	5,197	1,074	74,677	-	121,179
C329	Other manufacturing, n.e.c.	202	5,854	-	42	11,020
C331	Repair of fabricated metal products, machinery and equipment	-	8,060	23,281	-	331,236
C332	Installation of industrial machinery and equipment	552	-	-	-	-

*Continued*



TABLE 5.3 - *Continued*

2009 PSIC Code	Region/ Industry Description	Overhead, General Administrative and Other Operating Expenses				
		Research and Development (R&D) Expense	Environmental Protection Expense	Royalty Fee	Franchise Fee	Foreign Exchange Losses
		(13)	(14)	(15)	(16)	(17)
	<b>National Capital Region</b>	<b>428,197</b>	<b>37,636</b>	<b>4,535,069</b>	<b>65,522</b>	<b>644,981</b>
C101	Processing and preserving of meat	1,288	359	-	-	2,228
C102	Processing and preserving of fish, crustaceans and mollusks	4,195	-	-	-	-
C103	Processing and preserving of fruits and vegetables	180	-	-	-	-
C104	Manufacture of vegetable and animal oils and fats	241	-	-	-	-
C105	Manufacture of dairy products	-	-	667,043	-	24,511
C106	Manufacture of grain mill products, starches and starch products	4,687	-	9,462	-	61,153
C107	Manufacture of other food products	14,579	8,716	11,535	65,522	5,081
C108	Manufacture of prepared animal feeds	2,835	-	-	-	-
C110	Manufacture of beverages	-	-	-	-	80,030
C120	Manufacture of tobacco products	148,435	8,722	2,166,814	-	53,557
C131	Spinning, weaving and finishing of textiles	-	-	-	-	6,469
C139	Manufacture of other textiles	-	-	19,228	-	4,449
C141	Manufacture of wearing apparel, except fur apparel	1,627	-	335,345	-	2,109
C142	Custom tailoring and dressmaking	-	-	-	-	-
C143	Manufacture of knitted and crocheted apparel	-	-	-	-	3,078
C151	Tanning and dressing of leather; manufacture of luggage and handbags	24	-	995	-	-
C152	Manufacture of footwear	1,613	1,275	-	-	-
C161	Sawmilling and planing of wood	-	-	-	-	-
C162	Manufacture of products of wood, cork, straw and plaiting materials	-	-	-	-	-
C170	Manufacture of paper and paper products	-	-	-	-	-
C181	Printing and service activities related to printing	-	-	-	-	-
C182	Reproduction of recorded media	-	-	-	-	-
C192	Manufacture of refined petroleum products	234	-	55,936	-	1,045
C199	Manufacture of other fuel products					
C201	Manufacture of basic chemicals	18,040	-	-	-	12,453
C202	Manufacture of other chemical products, n.e.c.	14,565	144	862,739	-	38,070
C203	Manufacture of man-made fibers					
C210	Manufacture of pharmaceuticals, medicinal chemical and botanical products	6,634	-	-	-	-
C221	Manufacture of rubber products	934	-	-	-	-
C222	Manufacture of plastic products	39,576	6,464	79,209	-	2,339
C231	Manufacture of glass and glass products	7,154	-	-	-	547
C239	Manufacture of non-metallic mineral products, n.e.c.	87,683	7,921	-	-	-
C241	Manufacture of basic iron and steel	3,718	-	-	-	53
C242	Manufacture of basic precious and other non-ferrous metals	-	-	3,940	-	-
C243	Casting of metals	-	-	-	-	-

*Continued*

TABLE 5.3 - *Continued*

2009 PSIC Code	Region/ Industry Description	Overhead, General Administrative and Other Operating Expenses				
		Research and Development (R&D) Expense	Environmental Protection Expense	Royalty Fee	Franchise Fee	Foreign Exchange Losses
		(13)	(14)	(15)	(16)	(17)
C251	Manufacture of structural metal products, tanks, reservoirs and steam generators	-	-	-	-	21,045
C252	Manufacture of weapons and ammunition	-	-	-	-	1,875
C259	Manufacture of other fabricated metal products; metal working service activities	41,064	-	4,080	-	7,542
C261	Manufacture of electronic components	3,720	4,035	-	-	189,632
C262	Manufacture of computers and peripheral equipment and accessories	-	-	-	-	-
C263	Manufacture of communication equipment	-	-	-	-	-
C264	Manufacture of consumer electronics	-	-	-	-	-
C265	Manufacture of measuring, testing, navigating and control equipment; watches and clocks	-	-	-	-	-
C267	Manufacture of optical instruments and photographic equipment	-	-	-	-	-
C271	Manufacture of electric motors, generators, transformers and electricity distribution and control apparatus	11,149	-	-	-	-
C272	Manufacture of batteries and accumulators	10,373	-	-	-	79,357
C273	Manufacture of wiring and wiring devices	-	-	-	-	-
C274	Manufacture of electric lighting equipment	-	-	-	-	-
C275	Manufacture of domestic appliances	-	-	10,000	-	-
C279	Manufacture of other electrical equipment	s	s	s	s	s
C281	Manufacture of general purpose machinery	-	-	-	-	6,658
C282	Manufacture of special purpose machinery	666	-	-	-	2,028
C291	Manufacture of motor vehicles	-	-	-	-	-
C292	Manufacture of bodies (coachwork) for motor vehicles; manufacture of trailers and semi-trailers	-	-	-	-	-
C293	Manufacture of parts and accessories for motor vehicles	-	-	-	-	-
C301	Building of ships and boats	-	-	-	-	-
C303	Manufacture of air and spacecraft and related machinery	-	-	286,592	-	37,649
C309	Manufacture of transport equipment, n.e.c.	-	-	-	-	-
C310	Manufacture of furniture	-	-	2,677	-	-
C321	Manufacture of jewelry, bijouterie and related articles	-	-	-	-	-
C322	Manufacture of musical instruments	s	s	s	s	s
C323	Manufacture of sports goods	2,367	-	-	-	151
C324	Manufacture of games and toys	-	-	-	-	-
C325	Manufacture of medical and dental instruments and supplies	66	-	-	-	1,872
C329	Other manufacturing, n.e.c.	-	-	-	-	-
C331	Repair of fabricated metal products, machinery and equipment	-	-	19,471	-	-
C332	Installation of industrial machinery and equipment	s	s	s	s	s

*Continued*

TABLE 5.3 - *Continued*

2009 PSIC Code	Region/ Industry Description	Overhead, General Administrative and Other Operating Expenses				
		Research and Development (R&D) Expense	Environmental Protection Expense	Royalty Fee	Franchise Fee	Foreign Exchange Losses
		(13)	(14)	(15)	(16)	(17)
	<b>Cordillera Administrative Region</b>	<b>9,406</b>	<b>17,974</b>	<b>3,828</b>	<b>-</b>	<b>59,992</b>
C101	Processing and preserving of meat	s	s	s	s	s
C103	Processing and preserving of fruits and vegetables	9,381	-	-	-	-
C105	Manufacture of dairy products	s	s	s	s	s
C106	Manufacture of grain mill products, starches and starch products	-	-	-	-	-
C107	Manufacture of other food products	-	15,600	-	-	-
C110	Manufacture of beverages	-	-	-	-	-
C131	Spinning, weaving and finishing of textiles	-	-	-	-	-
C139	Manufacture of other textiles	-	-	-	-	-
C141	Manufacture of wearing apparel, except fur apparel	s	s	s	s	s
C142	Custom tailoring and dressmaking	-	-	-	-	-
C162	Manufacture of products of wood, cork, straw and plaiting materials	s	s	s	s	s
C170	Manufacture of paper and paper products	s	s	s	s	s
C181	Printing and service activities related to printing	-	-	-	-	-
C201	Manufacture of basic chemicals	s	s	s	s	s
C202	Manufacture of other chemical products, n.e.c.	s	s	s	s	s
C221	Manufacture of rubber products	-	-	3,828	-	-
C222	Manufacture of plastic products	-	-	-	-	-
C231	Manufacture of glass and glass products	s	s	s	s	s
C239	Manufacture of non-metallic mineral products, n.e.c.	s	s	s	s	s
C241	Manufacture of basic iron and steel	s	s	s	s	s
C242	Manufacture of basic precious and other non-ferrous metals	s	s	s	s	s
C251	Manufacture of structural metal products, tanks, reservoirs and steam generators	-	-	-	-	-
C259	Manufacture of other fabricated metal products; metal working service activities	-	-	-	-	-
C261	Manufacture of electronic components	-	-	-	-	4,537
C281	Manufacture of general purpose machinery	-	-	-	-	-
C282	Manufacture of special purpose machinery	-	-	-	-	-
C303	Manufacture of air and spacecraft and related machinery	s	s	s	s	s
C310	Manufacture of furniture	s	s	s	s	s
C321	Manufacture of jewelry, bijouterie and related articles	s	s	s	s	s
C331	Repair of fabricated metal products, machinery and equipment	-	-	-	-	-
	<b>I - Ilocos Region</b>	<b>7,594</b>	<b>2,087</b>	<b>4,114</b>	<b>1,237</b>	<b>15,821</b>
C101	Processing and preserving of meat	-	-	4,114	-	-
C102	Processing and preserving of fish, crustaceans and mollusks	-	-	-	-	-

*Continued*

TABLE 5.3 - *Continued*

2009 PSIC Code	Region/ Industry Description	Overhead, General Administrative and Other Operating Expenses				
		Research and Development (R&D) Expense	Environmental Protection Expense	Royalty Fee	Franchise Fee	Foreign Exchange Losses
		(13)	(14)	(15)	(16)	(17)
C103	Processing and preserving of fruits and vegetables	s	s	s	s	s
C105	Manufacture of dairy products	s	s	s	s	s
C106	Manufacture of grain mill products, starches and starch products	-	-	-	-	-
C107	Manufacture of other food products	-	-	-	-	-
C108	Manufacture of prepared animal feeds	-	-	-	-	4
C110	Manufacture of beverages	-	-	-	-	13,435
C120	Manufacture of tobacco products	1,500	10	-	1,237	2,054
C131	Spinning, weaving and finishing of textiles	-	-	-	-	-
C141	Manufacture of wearing apparel, except fur apparel	-	-	-	-	-
C142	Custom tailoring and dressmaking	-	-	-	-	-
C162	Manufacture of products of wood, cork, straw and plaiting materials	-	-	-	-	-
C170	Manufacture of paper and paper products	s	s	s	s	s
C181	Printing and service activities related to printing	-	-	-	-	-
C201	Manufacture of basic chemicals	}	}	}	}	}
C202	Manufacture of other chemical products, n.e.c.					
C210	Manufacture of pharmaceuticals, medicinal chemical and botanical products					
C221	Manufacture of rubber products	s	s	s	s	s
C222	Manufacture of plastic products	s	s	s	s	s
C239	Manufacture of non-metallic mineral products, n.e.c.	-	-	-	-	260
C241	Manufacture of basic iron and steel	106	2,077	-	-	68
C251	Manufacture of structural metal products, tanks, reservoirs and steam generators	-	-	-	-	-
C259	Manufacture of other fabricated metal products; metal working service activities	-	-	-	-	-
C282	Manufacture of special purpose machinery	-	-	-	-	-
C292	Manufacture of bodies (coachwork) for motor vehicles; }	}	}	}	}	}
	manufacture of trailers and semi-trailers					
C293	Manufacture of parts and accessories for motor vehicles					
C309	Manufacture of transport equipment, n.e.c.	s	s	s	s	s
C310	Manufacture of furniture	-	-	-	-	-
C321	Manufacture of jewelry, bijouterie and related articles	}	}	}	}	}
C324	Manufacture of games and toys					
C329	Other manufacturing, n.e.c.					
C331	Repair of fabricated metal products, machinery and equipment	-	-	-	-	-
	<b>II - Cagayan Valley</b>	-	<b>867</b>	<b>5,998</b>	<b>6</b>	-
C101	Processing and preserving of meat	-	11	-	-	-

*Continued*

TABLE 5.3 - *Continued*

2009 PSIC Code	Region/ Industry Description	Overhead, General Administrative and Other Operating Expenses				
		Research and Development (R&D) Expense	Environmental Protection Expense	Royalty Fee	Franchise Fee	Foreign Exchange Losses
		(13)	(14)	(15)	(16)	(17)
C102	Processing and preserving of fish, crustaceans and mollusks	\$	\$	\$	\$	\$
C103	Processing and preserving of fruits and vegetables	-	-	-	-	-
C105	Manufacture of dairy products	\$	\$	\$	\$	\$
C106	Manufacture of grain mill products, starches and starch products	-	-	-	-	-
C107	Manufacture of other food products	-	733	-	-	-
C108	Manufacture of prepared animal feeds	-	-	-	-	-
C110	Manufacture of beverages	-	-	-	-	-
C120	Manufacture of tobacco products	\$	\$	\$	\$	\$
C131	Spinning, weaving and finishing of textiles	\$	\$	\$	\$	\$
C139	Manufacture of other textiles	\$	\$	\$	\$	\$
C142	Custom tailoring and dressmaking	-	-	-	-	-
C162	Manufacture of products of wood, cork, straw and plaiting materials	-	-	-	-	-
C181	Printing and service activities related to printing	-	113	-	-	-
C182	Reproduction of recorded media	\$	\$	\$	\$	\$
C192	Manufacture of refined petroleum products	\$	\$	\$	\$	\$
C199	Manufacture of other fuel products	\$	\$	\$	\$	\$
C201	Manufacture of basic chemicals	\$	\$	\$	\$	\$
C231	Manufacture of glass and glass products	}	}	5,998	-	-
C239	Manufacture of non-metallic mineral products, n.e.c.					
C251	Manufacture of structural metal products, tanks, reservoirs and steam generators	-	-	-	-	-
C259	Manufacture of other fabricated metal products; metal working service activities	-	-	-	-	-
C282	Manufacture of special purpose machinery	-	-	-	-	-
C310	Manufacture of furniture	-	-	-	-	-
C321	Manufacture of jewelry, bijouterie and related articles	\$	\$	\$	\$	\$
C329	Other manufacturing, n.e.c.	\$	\$	\$	\$	\$
C331	Repair of fabricated metal products, machinery and equipment	-	-	-	-	-
	<b>III - Central Luzon</b>	<b>132,231</b>	<b>122,397</b>	<b>373,723</b>	<b>9,664</b>	<b>1,417,120</b>
C101	Processing and preserving of meat	554	-	-	-	16,918
C102	Processing and preserving of fish, crustaceans and mollusks	7,901	-	-	-	-
C103	Processing and preserving of fruits and vegetables	49,995	15,118	-	-	-
C104	Manufacture of vegetable and animal oils and fats	-	-	-	-	-
C105	Manufacture of dairy products	-	-	112,294	-	-
C106	Manufacture of grain mill products, starches and starch products	-	-	-	-	-

*Continued*

TABLE 5.3 - *Continued*

2009 PSIC Code	Region/ Industry Description	Overhead, General Administrative and Other Operating Expenses				
		Research and Development (R&D) Expense	Environmental Protection Expense	Royalty Fee	Franchise Fee	Foreign Exchange Losses
		(13)	(14)	(15)	(16)	(17)
C107	Manufacture of other food products	10,700	237	-	-	-
C108	Manufacture of prepared animal feeds	747	-	1,586	-	689
C110	Manufacture of beverages	-	-	6,245	-	350
C120	Manufacture of tobacco products	s	s	s	s	s
C131	Spinning, weaving and finishing of textiles	-	-	-	-	15
C139	Manufacture of other textiles	-	-	-	-	2,087
C141	Manufacture of wearing apparel, except fur apparel	607	-	-	-	55,556
C142	Custom tailoring and dressmaking	}	}	}	}	}
C143	Manufacture of knitted and crocheted apparel					
C151	Tanning and dressing of leather; manufacture of luggage and handbags	863	-	-	-	20,346
C152	Manufacture of footwear	-	-	-	-	4,473
C161	Sawmilling and planing of wood	}	}	}	}	}
C162	Manufacture of products of wood, cork, straw and plaiting materials					
C170	Manufacture of paper and paper products	-	-	-	-	891
C181	Printing and service activities related to printing	-	-	-	-	136
C192	Manufacture of refined petroleum products	-	-	-	-	-
C201	Manufacture of basic chemicals	-	-	-	-	110,250
C202	Manufacture of other chemical products, n.e.c.	2,314	-	-	-	-
C210	Manufacture of pharmaceuticals, medicinal chemical and botanical products	-	-	-	-	377
C221	Manufacture of rubber products	-	2	-	-	296,438
C222	Manufacture of plastic products	12,432	-	-	-	404
C231	Manufacture of glass and glass products	1,520	323	-	9,664	481
C239	Manufacture of non-metallic mineral products, n.e.c.	7,224	10,146	-	-	101,309
C241	Manufacture of basic iron and steel	-	-	-	-	55,859
C242	Manufacture of basic precious and other non-ferrous metals	-	3,938	-	-	3,051
C243	Casting of metals	-	-	-	-	-
C251	Manufacture of structural metal products, tanks, reservoirs and steam generators	880	-	66	-	1,275
C252	Manufacture of weapons and ammunition	}	}	}	}	}
C259	Manufacture of other fabricated metal products; metal working service activities					
C261	Manufacture of electronic components	17,455	11,491	3	-	340,127
C262	Manufacture of computers and peripheral equipment and accessories	96	3,805	195,920	-	252,186
C264	Manufacture of consumer electronics	}	}	}	}	}
C265	Manufacture of measuring, testing, navigating and control equipment; watches and clocks					
C271	Manufacture of electric motors, generators, transformers and electricity distribution and control apparatus	-	-	-	-	-

*Continued*

TABLE 5.3 - *Continued*

2009 PSIC Code	Region/ Industry Description	Overhead, General Administrative and Other Operating Expenses				
		Research and Development (R&D) Expense	Environmental Protection Expense	Royalty Fee	Franchise Fee	Foreign Exchange Losses
		(13)	(14)	(15)	(16)	(17)
C272	Manufacture of batteries and accumulators	9,636	-	-	-	81,128
C273	Manufacture of wiring and wiring devices	2,268	702	-	-	1,506
C274	Manufacture of electric lighting equipment	3,002	50	-	-	22
C275	Manufacture of domestic appliances	-	-	-	-	-
C279	Manufacture of other electrical equipment	-	-	19,850	-	5,803
C281	Manufacture of general purpose machinery	867	1,907	-	-	16,982
C282	Manufacture of special purpose machinery	-	-	-	-	4,878
C291	Manufacture of motor vehicles	}	14	-	-	-
C292	Manufacture of bodies (coachwork) for motor vehicles; manufacture of trailers and semi-trailers					
C293	Manufacture of parts and accessories for motor vehicles					
C301	Building of ships and boats	s	s	s	s	s
C303	Manufacture of air and spacecraft and related machinery	-	-	-	-	5,761
C309	Manufacture of transport equipment, n.e.c.	-	-	-	-	-
C310	Manufacture of furniture	866	-	25	-	-
C321	Manufacture of jewelry, bijouterie and related articles	-	-	-	-	-
C322	Manufacture of musical instruments	s	s	s	s	s
C323	Manufacture of sports goods	-	-	-	-	1,416
C324	Manufacture of games and toys	-	1	9	-	566
C325	Manufacture of medical and dental instruments and supplies	2,022	68	-	-	5,974
C329	Other manufacturing, n.e.c.	19	5,755	-	-	8,374
C331	Repair of fabricated metal products, machinery and equipment	-	-	3,661	-	-
C332	Installation of industrial machinery and equipment	s	s	s	s	s
	<b>IVA - CALABARZON</b>	<b>4,668,873</b>	<b>1,682,201</b>	<b>18,806,821</b>	<b>86,304</b>	<b>6,131,532</b>
C101	Processing and preserving of meat	65,651	14,407	-	-	3,111
C102	Processing and preserving of fish, crustaceans and mollusks	-	-	-	-	-
C103	Processing and preserving of fruits and vegetables	6,752	-	35,954	-	113,491
C104	Manufacture of vegetable and animal oils and fats	2,737	-	308	-	-
C105	Manufacture of dairy products	151,567	-	3,849,026	-	105,767
C106	Manufacture of grain mill products, starches and starch products	3,510	74	-	-	14,886
C107	Manufacture of other food products	24,444	11,116	585,752	-	40,141
C108	Manufacture of prepared animal feeds	80,410	-	-	-	-
C110	Manufacture of beverages	-	16,672	-	-	14,050
C120	Manufacture of tobacco products	4,480	-	818,194	-	15,017
C131	Spinning, weaving and finishing of textiles	12,248	-	-	-	2,762
C139	Manufacture of other textiles	-	-	244,565	-	281,609
C141	Manufacture of wearing apparel, except fur apparel	844	90	-	2,582	31,307

*Continued*

TABLE 5.3 - *Continued*

2009 PSIC Code	Region/ Industry Description	Overhead, General Administrative and Other Operating Expenses				
		Research and Development (R&D) Expense	Environmental Protection Expense	Royalty Fee	Franchise Fee	Foreign Exchange Losses
		(13)	(14)	(15)	(16)	(17)
C142	Custom tailoring and dressmaking	-	-	-	-	-
C143	Manufacture of knitted and crocheted apparel	21	-	-	-	732
C151	Tanning and dressing of leather; manufacture of luggage and handbags	-	-	-	-	-
C152	Manufacture of footwear	436	22,961	-	-	-
C161	Sawmilling and planing of wood	3,300	1,320	70,585	-	49,135
C162	Manufacture of products of wood, cork, straw and plaiting materials					
C170	Manufacture of paper and paper products					
C181	Printing and service activities related to printing	23,243	-	-	-	2,097
C182	Reproduction of recorded media	s	s	s	s	s
C192	Manufacture of refined petroleum products	211	143,308	162,858	-	-
C199	Manufacture of other fuel products					
C201	Manufacture of basic chemicals	350	82	-	-	119,171
C202	Manufacture of other chemical products, n.e.c.	3,425	5,432	46,696	-	20,028
C210	Manufacture of pharmaceuticals, medicinal chemical and botanical products	156,382	-	9,141	-	25,813
C221	Manufacture of rubber products	-	-	2,204	-	33,436
C222	Manufacture of plastic products	101,037	118,884	346,970	17,440	275,440
C231	Manufacture of glass and glass products	-	-	-	-	69,466
C239	Manufacture of non-metallic mineral products, n.e.c.	38,533	3,952	-	-	58,615
C241	Manufacture of basic iron and steel	356	7,196	-	-	8,420
C242	Manufacture of basic precious and other non-ferrous metals	2,984	-	-	-	11,945
C243	Casting of metals	-	2,024	47,838	-	12,318
C251	Manufacture of structural metal products, tanks, reservoirs and steam generators	-	884	88,441	-	178,419
C259	Manufacture of other fabricated metal products; metal working service activities	9,303	12,310	842,315	-	222,870
C261	Manufacture of electronic components	661,996	1,190,233	4,098,815	44	1,449,952
C262	Manufacture of computers and peripheral equipment and accessories	220,205	81,008	127,551	-	154,310
C263	Manufacture of communication equipment	-	-	-	-	65,447
C264	Manufacture of consumer electronics	784	-	413,138	-	5,306
C265	Manufacture of measuring, testing, navigating and control equipment; watches and clocks	-	-	-	-	12,130
C267	Manufacture of optical instruments and photographic equipment	-	6,991	34,387	-	104,608
C271	Manufacture of electric motors, generators, transformers and electricity distribution and control apparatus	944	957	-	-	34,955
C272	Manufacture of batteries and accumulators	-	-	-	-	295
C273	Manufacture of wiring and wiring devices	37,357	122	7,719	-	52,283
C274	Manufacture of electric lighting equipment	69,430	125	19,194	-	225

*Continued*



TABLE 5.3 - *Continued*

2009 PSIC Code	Region/ Industry Description	Overhead, General Administrative and Other Operating Expenses				
		Research and Development (R&D) Expense	Environmental Protection Expense	Royalty Fee	Franchise Fee	Foreign Exchange Losses
		(13)	(14)	(15)	(16)	(17)
C275	Manufacture of domestic appliances	15,466	-	-	-	-
C279	Manufacture of other electrical equipment	66,177	1,052	-	-	19,345
C281	Manufacture of general purpose machinery	71,425	560	21,724	-	180,457
C282	Manufacture of special purpose machinery	57	15,460	419,445	-	222,347
C291	Manufacture of motor vehicles	30,981	-	945,594	66,238	47,953
C292	Manufacture of bodies (coachwork) for motor vehicles; manufacture of trailers and semi-trailers	-	5,278	-	-	-
C293	Manufacture of parts and accessories for motor vehicles	2,772,709	14,500	3,990,638	-	1,143,901
C301	Building of ships and boats	-	-	-	-	-
C303	Manufacture of air and spacecraft and related machinery	23,658	-	1,509,424	-	664,606
C309	Manufacture of transport equipment, n.e.c.					
C310	Manufacture of furniture	-	-	20,624	-	-
C321	Manufacture of jewelry, bijouterie and related articles	-	-	-	-	463
C323	Manufacture of sports goods	2,924	-	-	-	5,553
C324	Manufacture of games and toys	-	-	-	-	4,838
C325	Manufacture of medical and dental instruments and supplies	2,510	804	-	-	112,558
C329	Other manufacturing, n.e.c.	-	-	-	-	2,646
C331	Repair of fabricated metal products, machinery and equipment	-	-	150	-	12,898
	<b>MIMAROPA</b>	<b>6,184,997</b>	<b>16,071</b>	<b>125,312</b>	<b>-</b>	<b>76,334</b>
C101	Processing and preserving of meat	s	s	s	s	s
C103	Processing and preserving of fruits and vegetables	s	s	s	s	s
C104	Manufacture of vegetable and animal oils and fats	-	424	-	-	548
C105	Manufacture of dairy products	s	s	s	s	s
C106	Manufacture of grain mill products, starches and starch products	-	-	-	-	-
C107	Manufacture of other food products	-	15,647	-	-	-
C110	Manufacture of beverages	-	-	-	-	-
C131	Spinning, weaving and finishing of textiles	s	s	s	s	s
C142	Custom tailoring and dressmaking	-	-	-	-	-
C151	Tanning and dressing of leather; manufacture of luggage and handbags	s	s	s	s	s
C162	Manufacture of products of wood, cork, straw and plaiting materials	s	s	s	s	s
C181	Printing and service activities related to printing	-	-	-	-	-
C192	Manufacture of refined petroleum products	s	s	s	s	s
C201	Manufacture of basic chemicals	-	-	-	-	-
C202	Manufacture of other chemical products, n.e.c.					
C210	Manufacture of pharmaceuticals, medicinal chemical and botanical products	s	s	s	s	s

*Continued*

TABLE 5.3 - *Continued*

2009 PSIC Code	Region/ Industry Description	Overhead, General Administrative and Other Operating Expenses				
		Research and Development (R&D) Expense	Environmental Protection Expense	Royalty Fee	Franchise Fee	Foreign Exchange Losses
		(13)	(14)	(15)	(16)	(17)
C222	Manufacture of plastic products	s	s	s	s	s
C239	Manufacture of non-metallic mineral products, n.e.c.	-	-	-	-	-
C242	Manufacture of basic precious and other non-ferrous metals	s	s	s	s	s
C259	Manufacture of other fabricated metal products; metal working service activities	-	-	-	-	-
C282	Manufacture of special purpose machinery	s	s	s	s	s
C310	Manufacture of furniture	-	-	-	-	-
C331	Repair of fabricated metal products, machinery and equipment	-	-	-	-	-
	<b>V - Bicol Region</b>	<b>6,091</b>	<b>9,087</b>	<b>18</b>	<b>-</b>	<b>57,924</b>
C101	Processing and preserving of meat	-	53	-	-	-
C102	Processing and preserving of fish, crustaceans and mollusks	-	-	-	-	-
C103	Processing and preserving of fruits and vegetables	1,479	94	-	-	-
C104	Manufacture of vegetable and animal oils and fats	-	5,580	-	-	-
C105	Manufacture of dairy products	-	-	-	-	-
C106	Manufacture of grain mill products, starches and starch products	1,654	2,756	-	-	-
C107	Manufacture of other food products	-	-	-	-	-
C108	Manufacture of prepared animal feeds	-	-	-	-	-
C110	Manufacture of beverages	-	-	-	-	4,668
C120	Manufacture of tobacco products	s	s	s	s	s
C131	Spinning, weaving and finishing of textiles	5	-	-	-	-
C139	Manufacture of other textiles	-	-	-	-	-
C141	Manufacture of wearing apparel, except fur apparel	-	5	-	-	-
C142	Custom tailoring and dressmaking	-	-	-	-	-
C152	Manufacture of footwear	s	s	s	s	s
C162	Manufacture of products of wood, cork, straw and plaiting materials	1,932	-	-	-	863
C170	Manufacture of paper and paper products	s	s	s	s	s
C181	Printing and service activities related to printing	-	-	-	-	-
C192	Manufacture of refined petroleum products	s	s	s	s	s
C201	Manufacture of basic chemicals	-	-	-	-	-
C210	Manufacture of pharmaceuticals, medicinal chemical and botanical products	s	s	s	s	s
C231	Manufacture of glass and glass products	998	55	18	-	-
C239	Manufacture of non-metallic mineral products, n.e.c.	-	-	-	-	-
C241	Manufacture of basic iron and steel	-	-	-	-	-
C242	Manufacture of basic precious and other non-ferrous metals	23	445	-	-	38,047

*Continued*

TABLE 5.3 - *Continued*

2009 PSIC Code	Region/ Industry Description	Overhead, General Administrative and Other Operating Expenses				
		Research and Development (R&D) Expense	Environmental Protection Expense	Royalty Fee	Franchise Fee	Foreign Exchange Losses
		(13)	(14)	(15)	(16)	(17)
C251	Manufacture of structural metal products, tanks, reservoirs and steam generators	-	-	-	-	-
C259	Manufacture of other fabricated metal products; metal working service activities	-	-	-	-	-
C282	Manufacture of special purpose machinery	-	-	-	-	-
C293	Manufacture of parts and accessories for motor vehicles	\$	\$	\$	\$	\$
C310	Manufacture of furniture	-	-	-	-	-
C329	Other manufacturing, n.e.c.	-	99	-	-	-
C331	Repair of fabricated metal products, machinery and equipment	-	-	-	-	-
	<b>VI - Western Visayas</b>	<b>6,118</b>	<b>16,951</b>	<b>7,402</b>	<b>42</b>	<b>6,290</b>
C101	Processing and preserving of meat	-	-	-	-	-
C102	Processing and preserving of fish, crustaceans and mollusks	-	-	-	-	-
C103	Processing and preserving of fruits and vegetables	-	-	-	-	-
C104	Manufacture of vegetable and animal oils and fats	-	-	-	-	-
C105	Manufacture of dairy products	-	-	-	-	-
C106	Manufacture of grain mill products, starches and starch products	536	-	-	-	-
C107	Manufacture of other food products	921	835	7,402	-	6,246
C108	Manufacture of prepared animal feeds	-	-	-	-	-
C110	Manufacture of beverages	2,845	15,519	-	-	-
C131	Spinning, weaving and finishing of textiles	-	-	-	-	-
C139	Manufacture of other textiles	-	-	-	-	-
C141	Manufacture of wearing apparel, except fur apparel	-	-	-	-	-
C142	Custom tailoring and dressmaking	-	-	-	-	-
C161	Sawmilling and planing of wood	}	}	}	}	}
C162	Manufacture of products of wood, cork, straw and plaiting materials					
C170	Manufacture of paper and paper products					
C181	Printing and service activities related to printing	\$	\$	\$	\$	\$
C199	Manufacture of other fuel products	-	-	-	-	-
C201	Manufacture of basic chemicals	\$	\$	\$	\$	\$
C202	Manufacture of other chemical products, n.e.c.	163	62	-	-	33
C210	Manufacture of pharmaceuticals, medicinal chemical and botanical products	-	-	-	-	-
C222	Manufacture of plastic products	835	-	-	-	-
C231	Manufacture of glass and glass products	518	-	-	-	-
C239	Manufacture of non-metallic mineral products, n.e.c.	-	-	-	-	-
C241	Manufacture of basic iron and steel	}	}	}	}	}
C243	Casting of metals					
		17	334	-	-	11

*Continued*

TABLE 5.3 - *Continued*

2009 PSIC Code	Region/ Industry Description	Overhead, General Administrative and Other Operating Expenses				
		Research and Development (R&D) Expense	Environmental Protection Expense	Royalty Fee	Franchise Fee	Foreign Exchange Losses
		(13)	(14)	(15)	(16)	(17)
C251	Manufacture of structural metal products, tanks, reservoirs and steam generators	-	-	-	-	-
C259	Manufacture of other fabricated metal products; metal working service activities	-	-	-	-	-
C273	Manufacture of wiring and wiring devices	\$	\$	\$	\$	\$
C275	Manufacture of domestic appliances	\$	\$	\$	\$	\$
C282	Manufacture of special purpose machinery	284	201	-	-	-
C310	Manufacture of furniture	-	-	-	-	-
C329	Other manufacturing, n.e.c.	-	-	-	42	-
C331	Repair of fabricated metal products, machinery and equipment	-	-	-	-	-
	<b>VII - Central Visayas</b>	<b>1,029,472</b>	<b>62,310</b>	<b>1,749,267</b>	<b>1,082</b>	<b>877,059</b>
C101	Processing and preserving of meat	1,119	268	-	-	-
C102	Processing and preserving of fish, crustaceans and mollusks	-	910	151	-	8,547
C103	Processing and preserving of fruits and vegetables	-	6,303	-	-	-
C104	Manufacture of vegetable and animal oils and fats	-	14	-	-	-
C105	Manufacture of dairy products	-	-	-	-	-
C106	Manufacture of grain mill products, starches and starch products	-	-	-	-	-
C107	Manufacture of other food products	650	1,173	163,776	1,055	698
C108	Manufacture of prepared animal feeds	2,538	-	203	-	88
C110	Manufacture of beverages	-	-	-	-	320
C131	Spinning, weaving and finishing of textiles	-	-	-	-	-
C139	Manufacture of other textiles	-	563	-	-	5,568
C141	Manufacture of wearing apparel, except fur apparel	15,939	7,245	-	13	12,273
C142	Custom tailoring and dressmaking	-	-	-	-	-
C151	Tanning and dressing of leather; manufacture of luggage and handbags	\$	\$	\$	\$	\$
C152	Manufacture of footwear	-	380	-	-	-
C161	Sawmilling and planing of wood	2,709	6,148	-	-	11,837
C162	Manufacture of products of wood, cork, straw and plaiting materials					
C170	Manufacture of paper and paper products					
C181	Printing and service activities related to printing	-	-	-	-	-
C199	Manufacture of other fuel products	\$	\$	\$	\$	\$
C201	Manufacture of basic chemicals	17	-	-	-	-
C202	Manufacture of other chemical products, n.e.c.	3,116	467	2,912	-	3,277
C203	Manufacture of man-made fibers					
C210	Manufacture of pharmaceuticals, medicinal chemical and botanical products					
		-	-	-	-	7,874

*Continued*

TABLE 5.3 - *Continued*

2009 PSIC Code	Region/ Industry Description	Overhead, General Administrative and Other Operating Expenses				
		Research and Development (R&D) Expense	Environmental Protection Expense	Royalty Fee	Franchise Fee	Foreign Exchange Losses
		(13)	(14)	(15)	(16)	(17)
C221	Manufacture of rubber products	903,635	-	1,818	-	28,279
C222	Manufacture of plastic products	327	-	-	-	114
C231	Manufacture of glass and glass products	-	-	-	-	6,137
C239	Manufacture of non-metallic mineral products, n.e.c.	2,305	5,466	1,097,119	-	13,751
C241	Manufacture of basic iron and steel	426	222	-	-	9,005
C242	Manufacture of basic precious and other non-ferrous metals					
C243	Casting of metals					
C251	Manufacture of structural metal products, tanks, reservoirs and steam generators	-	-	-	-	8,069
C252	Manufacture of weapons and ammunition	s	s	s	s	s
C259	Manufacture of other fabricated metal products; metal working service activities	-	1,752	46,915	14	51,768
C261	Manufacture of electronic components	4,109	8,321	63,045	-	151,935
C262	Manufacture of computers and peripheral equipment and accessories	46,583	315	-	-	3,131
C263	Manufacture of communication equipment					
C265	Manufacture of measuring, testing, navigating and control equipment; watches and clocks					
C267	Manufacture of optical instruments and photographic equipment	201	38	-	-	10,108
C271	Manufacture of electric motors, generators, transformers and electricity distribution and control apparatus	880	3,175	11,129	-	51,726
C273	Manufacture of wiring and wiring devices	-	-	-	-	29,224
C274	Manufacture of electric lighting equipment	s	s	s	s	s
C275	Manufacture of domestic appliances	1,765	-	-	-	12
C281	Manufacture of general purpose machinery	1,085	-	-	-	164
C282	Manufacture of special purpose machinery	-	2,215	-	-	25,109
C291	Manufacture of motor vehicles	15	-	-	-	369
C292	Manufacture of motor vehicles	-	-	-	-	1,010
C292	Manufacture of bodies (coachwork) for motor vehicles; manufacture of trailers and semi-trailers	-	10	11,096	-	16,452
C293	Manufacture of parts and accessories for motor vehicles					
C301	Building of ships and boats					
C309	Manufacture of transport equipment, n.e.c.	-	-	-	-	24,557
C310	Manufacture of furniture	s	s	s	s	s
C321	Manufacture of jewelry, bijouterie and related articles	39,209	2,690	-	-	44,646
C322	Manufacture of musical instruments	1,982	2,521	23	-	9,236
C323	Manufacture of sports goods	s	s	s	s	s
C324	Manufacture of games and toys	s	s	s	s	s
C325	Manufacture of medical and dental instruments and supplies	-	-	-	-	3,082
C329	Other manufacturing, n.e.c.	599	202	74,677	-	775
		183	-	-	-	-

*Continued*

TABLE 5.3 - *Continued*

2009 PSIC Code	Region/ Industry Description	Overhead, General Administrative and Other Operating Expenses				
		Research and Development (R&D) Expense	Environmental Protection Expense	Royalty Fee	Franchise Fee	Foreign Exchange Losses
		(13)	(14)	(15)	(16)	(17)
C331	Repair of fabricated metal products, machinery and equipment	-	8,060	-	-	318,338
	<b>VIII - Eastern Visayas</b>	-	<b>113</b>	-	-	-
C101	Processing and preserving of meat	\$	\$	\$	\$	\$
C102	Processing and preserving of fish, crustaceans and mollusks	-	-	-	-	-
C103	Processing and preserving of fruits and vegetables	\$	\$	\$	\$	\$
C104	Manufacture of vegetable and animal oils and fats	-	-	-	-	-
C106	Manufacture of grain mill products, starches and starch products	-	109	-	-	-
C107	Manufacture of other food products	-	-	-	-	-
C110	Manufacture of beverages	-	-	-	-	-
C139	Manufacture of other textiles	\$	\$	\$	\$	\$
C142	Custom tailoring and dressmaking	-	-	-	-	-
C162	Manufacture of products of wood, cork, straw and plaiting materials	\$	\$	\$	\$	\$
C170	Manufacture of paper and paper products	-	-	-	-	-
C181	Printing and service activities related to printing	-	-	-	-	-
C192	Manufacture of refined petroleum products	\$	\$	\$	\$	\$
C201	Manufacture of basic chemicals	}	-	-	-	-
C202	Manufacture of other chemical products, n.e.c.					
C210	Manufacture of pharmaceuticals, medicinal chemical and botanical products	\$	\$	\$	\$	\$
C221	Manufacture of rubber products	\$	\$	\$	\$	\$
C222	Manufacture of plastic products	\$	\$	\$	\$	\$
C231	Manufacture of glass and glass products	-	-	-	-	-
C239	Manufacture of non-metallic mineral products, n.e.c.	-	-	-	-	-
C242	Manufacture of basic precious and other non-ferrous metals	\$	\$	\$	\$	\$
C243	Casting of metals	\$	\$	\$	\$	\$
C251	Manufacture of structural metal products, tanks, reservoirs and steam generators	\$	\$	\$	\$	\$
C259	Manufacture of other fabricated metal products; metal working service activities	-	-	-	-	-
C273	Manufacture of wiring and wiring devices	\$	\$	\$	\$	\$
C282	Manufacture of special purpose machinery	\$	\$	\$	\$	\$
C310	Manufacture of furniture	-	-	-	-	-
C329	Other manufacturing, n.e.c.	-	-	-	-	-
C331	Repair of fabricated metal products, machinery and equipment	-	-	-	-	-

*Continued*

TABLE 5.3 - *Continued*

2009 PSIC Code	Region/ Industry Description	Overhead, General Administrative and Other Operating Expenses				
		Research and Development (R&D) Expense	Environmental Protection Expense	Royalty Fee	Franchise Fee	Foreign Exchange Losses
		(13)	(14)	(15)	(16)	(17)
	<b>IX - Zamboanga Peninsula</b>	<b>1,569</b>	<b>339</b>	<b>-</b>	<b>-</b>	<b>14,891</b>
C101	Processing and preserving of meat	-	-	-	-	-
C102	Processing and preserving of fish, crustaceans and mollusks	1,561	191	-	-	-
C103	Processing and preserving of fruits and vegetables	s	s	s	s	s
C104	Manufacture of vegetable and animal oils and fats	-	-	-	-	-
C105	Manufacture of dairy products	s	s	s	s	s
C106	Manufacture of grain mill products, starches and starch products	-	-	-	-	-
C107	Manufacture of other food products	-	-	-	-	-
C108	Manufacture of prepared animal feeds	s	s	s	s	s
C110	Manufacture of beverages	-	-	-	-	14,886
C142	Custom tailoring and dressmaking	-	-	-	-	-
C161	Sawmilling and planing of wood	-	-	-	-	-
C162	Manufacture of products of wood, cork, straw and plaiting materials	-	-	-	-	-
C181	Printing and service activities related to printing	-	-	-	-	-
C202	Manufacture of other chemical products, n.e.c.	s	s	s	s	s
C221	Manufacture of rubber products	-	-	-	-	-
C222	Manufacture of plastic products	-	-	-	-	-
C231	Manufacture of glass and glass products	-	-	-	-	-
C239	Manufacture of non-metallic mineral products, n.e.c.	-	-	-	-	-
C241	Manufacture of basic iron and steel	s	s	s	s	s
C251	Manufacture of structural metal products, tanks, reservoirs and steam generators	s	s	s	s	s
C259	Manufacture of other fabricated metal products; metal working service activities	-	-	-	-	-
C301	Building of ships and boats	s	s	s	s	s
C310	Manufacture of furniture	-	-	-	-	-
C324	Manufacture of games and toys	-	-	-	-	-
C329	Other manufacturing, n.e.c.	-	-	-	-	-
C331	Repair of fabricated metal products, machinery and equipment	-	-	-	-	-
	<b>X - Northern Mindanao</b>	<b>61,631</b>	<b>3,765</b>	<b>645,944</b>	<b>266</b>	<b>42,355</b>
C101	Processing and preserving of meat	-	2,040	-	-	-
C102	Processing and preserving of fish, crustaceans and mollusks	s	s	s	s	s
C103	Processing and preserving of fruits and vegetables	56,117	-	293,997	-	-
C104	Manufacture of vegetable and animal oils and fats	84	-	947	-	-
C105	Manufacture of dairy products	-	-	-	-	-

*Continued*

TABLE 5.3 - *Continued*

2009 PSIC Code	Region/ Industry Description	Overhead, General Administrative and Other Operating Expenses				
		Research and Development (R&D) Expense	Environmental Protection Expense	Royalty Fee	Franchise Fee	Foreign Exchange Losses
		(13)	(14)	(15)	(16)	(17)
C106	Manufacture of grain mill products, starches and starch products	-	-	4,337	-	27,405
C107	Manufacture of other food products	2,762	117	-	-	-
C108	Manufacture of prepared animal feeds	-	1,200	-	-	-
C110	Manufacture of beverages	-	-	-	-	2,224
C139	Manufacture of other textiles	s	s	s	s	s
C141	Manufacture of wearing apparel, except fur apparel	-	-	-	-	-
C142	Custom tailoring and dressmaking	-	-	-	-	-
C152	Manufacture of footwear	s	s	s	s	s
C161	Sawmilling and planing of wood	-	160	-	-	-
C162	Manufacture of products of wood, cork, straw and plaiting materials	-	-	-	-	-
C170	Manufacture of paper and paper products	1,314	-	113	-	12,275
C181	Printing and service activities related to printing	-	-	-	-	-
C192	Manufacture of refined petroleum products	s	s	s	s	s
C201	Manufacture of basic chemicals	285	131	286,445	-	447
C202	Manufacture of other chemical products, n.e.c.	-	-	-	-	-
C210	Manufacture of pharmaceuticals, medicinal chemical and botanical products	s	s	s	s	s
C221	Manufacture of rubber products	s	s	s	s	s
C222	Manufacture of plastic products	1,065	-	-	-	-
C231	Manufacture of glass and glass products	}	}	}	266	}
C239	Manufacture of non-metallic mineral products, n.e.c.					
C241	Manufacture of basic iron and steel	6	111	60,105	-	4
C243	Casting of metals	s	s	s	s	s
C251	Manufacture of structural metal products, tanks, reservoirs and steam generators	-	-	-	-	-
C252	Manufacture of weapons and ammunition	s	s	s	s	s
C259	Manufacture of other fabricated metal products; metal working service activities	-	-	-	-	-
C282	Manufacture of special purpose machinery	-	-	-	-	-
C291	Manufacture of motor vehicles	-	-	-	-	-
C292	Manufacture of bodies (coachwork) for motor vehicles; manufacture of trailers and semi-trailers	s	s	s	s	s
C310	Manufacture of furniture	-	5	-	-	-
C321	Manufacture of jewelry, bijouterie and related articles	}	}	}	}	}
C324	Manufacture of games and toys					
C325	Manufacture of medical and dental instruments and supplies					
C329	Other manufacturing, n.e.c.	-	-	-	-	-
C331	Repair of fabricated metal products, machinery and equipment	-	-	-	-	-

*Continued*



TABLE 5.3 - *Continued*

2009 PSIC Code	Region/ Industry Description	Overhead, General Administrative and Other Operating Expenses				
		Research and Development (R&D) Expense	Environmental Protection Expense	Royalty Fee	Franchise Fee	Foreign Exchange Losses
		(13)	(14)	(15)	(16)	(17)
	<b>XI - Davao Region</b>	<b>22,187</b>	<b>85,021</b>	<b>356,253</b>	<b>16,011</b>	<b>377,301</b>
C101	Processing and preserving of meat	-	54	-	-	85
C102	Processing and preserving of fish, crustaceans and mollusks	-	600	-	-	-
C103	Processing and preserving of fruits and vegetables	1,908	-	-	-	1,542
C104	Manufacture of vegetable and animal oils and fats	-	-	-	-	317,338
C105	Manufacture of dairy products	-	-	-	-	-
C106	Manufacture of grain mill products, starches and starch products	-	-	-	-	-
C107	Manufacture of other food products	4,110	783	-	15,996	669
C108	Manufacture of prepared animal feeds	-	-	-	-	-
C110	Manufacture of beverages	-	72,887	-	-	-
C120	Manufacture of tobacco products	s	s	s	s	s
C131	Spinning, weaving and finishing of textiles	50	-	-	-	-
C139	Manufacture of other textiles	-	-	-	-	-
C141	Manufacture of wearing apparel, except fur apparel	-	-	-	-	-
C142	Custom tailoring and dressmaking	-	-	-	-	-
C152	Manufacture of footwear	-	-	-	-	-
C161	Sawmilling and planing of wood					
C162	Manufacture of products of wood, cork, straw and plaiting materials	2,998	175	-	15	-
C170	Manufacture of paper and paper products	-	-	-	-	37,201
C181	Printing and service activities related to printing	-	-	-	-	-
C192	Manufacture of refined petroleum products	s	s	s	s	s
C201	Manufacture of basic chemicals	-	1,212	-	-	-
C202	Manufacture of other chemical products, n.e.c.	870	5,686	-	-	18,754
C210	Manufacture of pharmaceuticals, medicinal chemical and botanical products	12,000	-	1,628	-	-
C221	Manufacture of rubber products	-	-	-	-	-
C222	Manufacture of plastic products	-	667	24,310	-	1,499
C231	Manufacture of glass and glass products	-	-	-	-	-
C239	Manufacture of non-metallic mineral products, n.e.c.	-	-	330,315	-	125
C241	Manufacture of basic iron and steel	-	-	-	-	-
C242	Manufacture of basic precious and other non-ferrous metals	137	2,878	-	-	87
C243	Casting of metals	s	s	s	s	s
C251	Manufacture of structural metal products, tanks, reservoirs and steam generators	-	-	-	-	-
C252	Manufacture of weapons and ammunition	s	s	s	s	s
C259	Manufacture of other fabricated metal products; metal working service activities	-	-	-	-	-

*Continued*

TABLE 5.3 - *Continued*

2009 PSIC Code	Region/ Industry Description	Overhead, General Administrative and Other Operating Expenses				
		Research and Development (R&D) Expense	Environmental Protection Expense	Royalty Fee	Franchise Fee	Foreign Exchange Losses
		(13)	(14)	(15)	(16)	(17)
C265	Manufacture of measuring, testing, navigating and control equipment; watches and clocks	\$	\$	\$	\$	\$
C275	Manufacture of domestic appliances	\$	\$	\$	\$	\$
C279	Manufacture of other electrical equipment	\$	\$	\$	\$	\$
C281	Manufacture of general purpose machinery	-	-	-	-	-
C282	Manufacture of special purpose machinery	-	-	-	-	-
C291	Manufacture of motor vehicles	\$	\$	\$	\$	\$
C293	Manufacture of parts and accessories for motor vehicles	\$	\$	\$	\$	\$
C301	Building of ships and boats	}	}	-	-	-
C309	Manufacture of transport equipment, n.e.c.			-	-	-
C310	Manufacture of furniture	80	80	-	-	-
C321	Manufacture of jewelry, bijouterie and related articles	\$	\$	\$	\$	\$
C329	Other manufacturing, n.e.c.	-	-	-	-	-
C331	Repair of fabricated metal products, machinery and equipment	-	-	-	-	-
	<b>XII - SOCCSKSARGEN</b>	<b>142</b>	<b>4,745</b>	<b>10,099</b>	<b>-</b>	<b>221,019</b>
C101	Processing and preserving of meat	-	4	-	-	-
C102	Processing and preserving of fish, crustaceans and mollusks	75	-	-	-	911
C103	Processing and preserving of fruits and vegetables	-	-	-	-	208,048
C104	Manufacture of vegetable and animal oils and fats	-	4,678	10,099	-	1,263
C105	Manufacture of dairy products	\$	\$	\$	\$	\$
C106	Manufacture of grain mill products, starches and starch products	-	-	-	-	-
C107	Manufacture of other food products	-	-	-	-	-
C108	Manufacture of prepared animal feeds	-	60	-	-	-
C110	Manufacture of beverages	-	-	-	-	-
C131	Spinning, weaving and finishing of textiles	}	}	-	-	-
C139	Manufacture of other textiles			-	-	-
C141	Manufacture of wearing apparel, except fur apparel	-	-	-	-	-
C142	Custom tailoring and dressmaking	-	-	-	-	-
C152	Manufacture of footwear	\$	\$	\$	\$	\$
C161	Sawmilling and planing of wood	-	-	-	-	-
C162	Manufacture of products of wood, cork, straw and plaiting materials	-	-	-	-	-
C170	Manufacture of paper and paper products	\$	\$	\$	\$	\$
C181	Printing and service activities related to printing	-	-	-	-	-
C192	Manufacture of refined petroleum products	\$	\$	\$	\$	\$
C201	Manufacture of basic chemicals	-	-	-	-	-
C202	Manufacture of other chemical products, n.e.c.	-	-	-	-	-

*Continued*

TABLE 5.3 - *Continued*

2009 PSIC Code	Region/ Industry Description	Overhead, General Administrative and Other Operating Expenses				
		Research and Development (R&D) Expense	Environmental Protection Expense	Royalty Fee	Franchise Fee	Foreign Exchange Losses
		(13)	(14)	(15)	(16)	(17)
C210	Manufacture of pharmaceuticals, medicinal chemical and botanical products	\$	\$	\$	\$	\$
C221	Manufacture of rubber products	-	-	-	-	-
C222	Manufacture of plastic products	\$	\$	\$	\$	\$
C231	Manufacture of glass and glass products	}	}	}	}	}
C239	Manufacture of non-metallic mineral products, n.e.c.					
C241	Manufacture of basic iron and steel	-	-	-	-	-
C243	Casting of metals	\$	\$	\$	\$	\$
C251	Manufacture of structural metal products, tanks, reservoirs and steam generators	-	-	-	-	-
C259	Manufacture of other fabricated metal products; metal working service activities	-	-	-	-	10,797
C282	Manufacture of special purpose machinery	-	-	-	-	-
C301	Building of ships and boats	}	}	}	}	}
C309	Manufacture of transport equipment, n.e.c.					
C310	Manufacture of furniture	-	-	-	-	-
C323	Manufacture of sports goods	\$	\$	\$	\$	\$
C331	Repair of fabricated metal products, machinery and equipment	-	-	-	-	-
	<b>XIII - Caraga</b>	<b>61</b>	<b>156,794</b>	<b>541,593</b>	<b>-</b>	<b>677,192</b>
C101	Processing and preserving of meat	-	-	-	-	-
C102	Processing and preserving of fish, crustaceans and mollusks	\$	\$	\$	\$	\$
C103	Processing and preserving of fruits and vegetables	\$	\$	\$	\$	\$
C104	Manufacture of vegetable and animal oils and fats	-	1,079	-	-	5,592
C106	Manufacture of grain mill products, starches and starch products	-	-	-	-	-
C107	Manufacture of other food products	-	-	-	-	556
C108	Manufacture of prepared animal feeds	\$	\$	\$	\$	\$
C110	Manufacture of beverages	-	-	-	-	-
C139	Manufacture of other textiles	\$	\$	\$	\$	\$
C142	Custom tailoring and dressmaking	-	-	-	-	-
C152	Manufacture of footwear	\$	\$	\$	\$	\$
C161	Sawmilling and planing of wood	-	-	-	-	-
C162	Manufacture of products of wood, cork, straw and plaiting materials	-	-	-	-	-
C181	Printing and service activities related to printing	-	-	-	-	-
C199	Manufacture of other fuel products	\$	\$	\$	\$	\$
C201	Manufacture of basic chemicals	}	}	}	}	}
C202	Manufacture of other chemical products, n.e.c.					
C221	Manufacture of rubber products	\$	\$	\$	\$	\$

*Continued*

TABLE 5.3 - *Continued*

2009 PSIC Code	Region/ Industry Description	Overhead, General Administrative and Other Operating Expenses				
		Research and Development (R&D) Expense	Environmental Protection Expense	Royalty Fee	Franchise Fee	Foreign Exchange Losses
		(13)	(14)	(15)	(16)	(17)
C231	Manufacture of glass and glass products }	-	56,210	541,593	-	-
C239	Manufacture of non-metallic mineral products, n.e.c. }					
C241	Manufacture of basic iron and steel }					
C242	Manufacture of basic precious and other non-ferrous metals }	-	99,495	-	-	670,988
C251	Manufacture of structural metal products, tanks, reservoirs and steam generators }					
C259	Manufacture of other fabricated metal products; metal working service activities }	-	-	-	-	-
C282	Manufacture of special purpose machinery	\$	\$	\$	\$	\$
C301	Building of ships and boats	\$	\$	\$	\$	\$
C309	Manufacture of transport equipment, n.e.c.	\$	\$	\$	\$	\$
C310	Manufacture of furniture	-	-	-	-	-
C321	Manufacture of jewelry, bijouterie and related articles	-	-	-	-	-
C324	Manufacture of games and toys }	-	11	-	-	-
C329	Other manufacturing, n.e.c. }					
C331	Repair of fabricated metal products, machinery and equipment	-	-	-	-	-
	<b>Autonomous Region in Muslim Mindanao</b>	-	<b>887</b>	-	-	<b>1,192</b>
C101	Processing and preserving of meat	\$	\$	\$	\$	\$
C104	Manufacture of vegetable and animal oils and fats	\$	\$	\$	\$	\$
C106	Manufacture of grain mill products, starches and starch products	-	-	-	-	45
C107	Manufacture of other food products	-	-	-	-	-
C108	Manufacture of prepared animal feeds	\$	\$	\$	\$	\$
C110	Manufacture of beverages	-	-	-	-	-
C142	Custom tailoring and dressmaking	\$	\$	\$	\$	\$
C221	Manufacture of rubber products	\$	\$	\$	\$	\$
C239	Manufacture of non-metallic mineral products, n.e.c.	\$	\$	\$	\$	\$
C301	Building of ships and boats	\$	\$	\$	\$	\$
C310	Manufacture of furniture	\$	\$	\$	\$	\$

*Continued*

TABLE 5.3 - *Continued*

2009 PSIC Code	Region/ Industry Description	Overhead, General Administrative and Other Operating Expenses					
		Charitable Donations and Grants	Bad and Doubtful Debts	Loss from Sale of Assets	Loss Resulting from the Change in the Fair Value of Assets, Inventories	Loss from Sale of Investment Assets and Marketable Securities	Other Expense
		(18)	(19)	(20)	(21)	(22)	(23)
	<b>Philippines</b>	<b>2,219,556</b>	<b>1,270,526</b>	<b>649,372</b>	<b>2,267,734</b>	<b>254,182</b>	<b>34,861,972</b>
C101	Processing and preserving of meat	7,066	398	993	1,234	2,558	374,521
C102	Processing and preserving of fish, crustaceans and mollusks	3,877	3,663	221	27,040	48,808	239,883
C103	Processing and preserving of fruits and vegetables	23,481	18,157	12,553	100,989	-	313,409
C104	Manufacture of vegetable and animal oils and fats	6,527	66,779	34,913	12,191	-	168,585
C105	Manufacture of dairy products	76,581	27	106,992	128,984	6,817	2,799,300
C106	Manufacture of grain mill products, starches and starch products	204,409	99,732	5,186	27,666	16,538	657,201
C107	Manufacture of other food products	27,485	101,589	2,255	189,141	-	2,005,769
C108	Manufacture of prepared animal feeds	6,919	62,421	-	124,780	-	189,257
C110	Manufacture of beverages	6,046	172,433	38,583	173,100	-	4,544,827
C120	Manufacture of tobacco products	78,083	17,624	485	-	57	941,225
C131	Spinning, weaving and finishing of textiles	750	6,918	-	-	-	13,695
C139	Manufacture of other textiles	1,349	2,500	-	-	-	39,799
C141	Manufacture of wearing apparel, except fur apparel	150,587	258	16,478	187,852	5	173,051
C142	Custom tailoring and dressmaking	-	41,242	-	-	-	3,405
C143	Manufacture of knitted and crocheted apparel	82	-	-	200	-	1,127
C151	Tanning and dressing of leather; manufacture of luggage and handbags	43	-	-	-	-	4,511
C152	Manufacture of footwear	3,254	-	-	4,523	-	110,224
C161	Sawmilling and planing of wood	4,873	6,000	13	-	6	4,510
C162	Manufacture of products of wood, cork, straw and plaiting materials	2,134	2,266	-	-	-	33,909
C170	Manufacture of paper and paper products	3,783	87,272	106	-	1,024	648,996
C181	Printing and service activities related to printing	7,873	31,149	5,924	3,444	42,534	1,688,555
C182	Reproduction of recorded media	-	60	-	-	-	723
C192	Manufacture of refined petroleum products	368	7,704	-	210	-	2,131,001
C199	Manufacture of other fuel products	-	2,715	-	-	-	297
C201	Manufacture of basic chemicals	6,940	36,976	3,668	1,338	-	1,350,283
C202	Manufacture of other chemical products, n.e.c.	11,006	64,556	215	76,779	-	2,439,705
C203	Manufacture of man-made fibers	-	-	-	-	-	646
C210	Manufacture of pharmaceuticals, medicinal chemical and botanical products	31,127	59,763	29	3	1	174,566
C221	Manufacture of rubber products	2,433	-	1,209	-	-	316,045
C222	Manufacture of plastic products	16,922	21,071	36,085	6,499	7,470	740,147
C231	Manufacture of glass and glass products	2,747	126	7,276	1,593	-	92,844
C239	Manufacture of non-metallic mineral products, n.e.c.	81,596	79,287	9,173	110,193	90,118	1,506,147
C241	Manufacture of basic iron and steel	2,846	10,880	312	155,834	-	335,577
C242	Manufacture of basic precious and other non-ferrous metals	142,292	2,810	667	-	-	2,206,396

*Continued*

TABLE 5.3 - *Continued*

2009 PSIC Code	Region/ Industry Description	Overhead, General Administrative and Other Operating Expenses					
		Charitable Donations and Grants	Bad and Doubtful Debts	Loss from Sale of Assets	Loss Resulting from the Change in the Fair Value of Assets, Inventories	Loss from Sale of Investment Assets and Marketable Securities	Other Expense
		(18)	(19)	(20)	(21)	(22)	(23)
C243	Casting of metals	960	-	-	14,219	3,663	107,748
C251	Manufacture of structural metal products, tanks, reservoirs and steam generators	39,849	750	-	34,452	-	433,049
C252	Manufacture of weapons and ammunition	51	405	-	-	-	96,373
C259	Manufacture of other fabricated metal products; metal working service activities	207,565	52,572	20	137	-	684,417
C261	Manufacture of electronic components	962,828	24,293	213,809	279,819	33,351	2,376,372
C262	Manufacture of computers and peripheral equipment and accessories	510	-	68,104	-	-	251,089
C263	Manufacture of communication equipment	190	-	4,451	107	-	28,100
C264	Manufacture of consumer electronics	1,016	-	-	-	-	31,281
C265	Manufacture of measuring, testing, navigating and control equipment; watches and clocks	874	565	-	15,315	-	102,027
C267	Manufacture of optical instruments and photographic equipment	113	164	2,341	123	65	54,045
C271	Manufacture of electric motors, generators, transformers and electricity distribution and control apparatus	10,784	3,804	167	-	-	68,985
C272	Manufacture of batteries and accumulators	8	7,958	-	-	-	26,710
C273	Manufacture of wiring and wiring devices	3,905	38,889	1,226	1,565	-	130,830
C274	Manufacture of electric lighting equipment	1,513	-	-	271,534	-	53,712
C275	Manufacture of domestic appliances	-	10	-	-	-	68,796
C279	Manufacture of other electrical equipment	739	16,606	-	13,715	-	56,837
C281	Manufacture of general purpose machinery	1,120	3,659	28	2,878	-	318,202
C282	Manufacture of special purpose machinery	1,236	9,560	28,703	-	1,032	45,975
C291	Manufacture of motor vehicles	23,268	49,747	100	3,885	135	378,450
C292	Manufacture of bodies (coachwork) for motor vehicles; manufacture of trailers and semi-trailers	872	-	-	-	-	15,529
C293	Manufacture of parts and accessories for motor vehicles	12,224	5,318	31,359	254,448	-	1,011,742
C301	Building of ships and boats	1,188	1,655	-	-	-	231,704
C303	Manufacture of air and spacecraft and related machinery	15	-	-	-	-	7,211
C309	Manufacture of transport equipment, n.e.c.	220	3	2,702	1,333	-	870,002
C310	Manufacture of furniture	2,787	12,193	11,834	33,738	-	161,204
C321	Manufacture of jewelry, bijouterie and related articles	237	183	-	6,571	-	12,637
C322	Manufacture of musical instruments	-	-	-	-	-	369
C323	Manufacture of sports goods	99	1,766	-	-	-	3,795
C324	Manufacture of games and toys	644	351	1,192	-	-	2,753
C325	Manufacture of medical and dental instruments and supplies	1,057	3,129	-	301	-	316,604
C329	Other manufacturing, n.e.c.	721	780	-	-	-	23,051
C331	Repair of fabricated metal products, machinery and equipment	29,455	29,742	-	-	-	642,238
C332	Installation of industrial machinery and equipment	30	51	-	-	-	-

*Continued*

TABLE 5.3 - *Continued*

2009 PSIC Code	Region/ Industry Description	Overhead, General Administrative and Other Operating Expenses					
		Charitable Donations and Grants	Bad and Doubtful Debts	Loss from Sale of Assets	Loss Resulting from the Change in the Fair Value of Assets, Inventories	Loss from Sale of Investment Assets and Marketable Securities	Other Expense
		(18)	(19)	(20)	(21)	(22)	(23)
	<b>National Capital Region</b>	<b>582,549</b>	<b>284,468</b>	<b>35,803</b>	<b>105,653</b>	<b>1,125</b>	<b>8,856,197</b>
C101	Processing and preserving of meat	2,682	-	226	-	1,067	26,628
C102	Processing and preserving of fish, crustaceans and mollusks	11	50	-	-	-	2,338
C103	Processing and preserving of fruits and vegetables	-	-	-	64	-	3,992
C104	Manufacture of vegetable and animal oils and fats	158	-	-	-	-	58
C105	Manufacture of dairy products	19,270	27	6	56,508	-	807,372
C106	Manufacture of grain mill products, starches and starch products	103,501	64,736	-	1,180	-	345,301
C107	Manufacture of other food products	1,234	-	-	27,992	-	254,147
C108	Manufacture of prepared animal feeds	-	-	-	-	-	20,692
C110	Manufacture of beverages	273	49,052	27,558	-	-	8,749
C120	Manufacture of tobacco products	56,366	14,029	485	-	57	806,218
C131	Spinning, weaving and finishing of textiles	-	-	-	-	-	2,340
C139	Manufacture of other textiles	42	2,500	-	-	-	12,910
C141	Manufacture of wearing apparel, except fur apparel	148,212	-	-	-	-	5,187
C142	Custom tailoring and dressmaking	-	41,242	-	-	-	81
C143	Manufacture of knitted and crocheted apparel	50	-	-	-	-	1,127
C151	Tanning and dressing of leather; manufacture of luggage and handbags	32	-	-	-	-	15
C152	Manufacture of footwear	2	-	-	-	-	40,251
C161	Sawmilling and planing of wood	-	-	-	-	-	118
C162	Manufacture of products of wood, cork, straw and plaiting materials	180	-	-	-	-	7,189
C170	Manufacture of paper and paper products	393	-	-	-	-	313,286
C181	Printing and service activities related to printing	105	1,393	-	-	-	1,391,946
C182	Reproduction of recorded media	-	-	-	-	-	628
C192	Manufacture of refined petroleum products	100	10,216	-	-	-	3,175
C199	Manufacture of other fuel products						
C201	Manufacture of basic chemicals	-	-	-	-	-	16,400
C202	Manufacture of other chemical products, n.e.c.	8,080	33,855	-	19,681	-	2,240,141
C203	Manufacture of man-made fibers						
C210	Manufacture of pharmaceuticals, medicinal chemical and botanical products	-	-	-	-	-	115,413
C221	Manufacture of rubber products	-	-	-	-	-	269,442
C222	Manufacture of plastic products	2,952	4,040	-	-	-	267,815
C231	Manufacture of glass and glass products	478	-	-	-	-	1,626
C239	Manufacture of non-metallic mineral products, n.e.c.	6,946	-	-	-	-	11,363
C241	Manufacture of basic iron and steel	327	-	-	-	-	137,196
C242	Manufacture of basic precious and other non-ferrous metals	5,281	-	-	-	-	7,290
C243	Casting of metals	-	-	-	-	-	6,135

*Continued*

TABLE 5.3 - *Continued*

2009 PSIC Code	Region/ Industry Description	Overhead, General Administrative and Other Operating Expenses					
		Charitable Donations and Grants	Bad and Doubtful Debts	Loss from Sale of Assets	Loss Resulting from the Change in the Fair Value of Assets, Inventories	Loss from Sale of Investment Assets and Marketable Securities	Other Expense
		(18)	(19)	(20)	(21)	(22)	(23)
C251	Manufacture of structural metal products, tanks, reservoirs and steam generators	9,044	-	-	-	-	167,102
C252	Manufacture of weapons and ammunition	-	-	-	-	-	96,373
C259	Manufacture of other fabricated metal products; metal working service activities	206,709	29,085	-	-	-	124,398
C261	Manufacture of electronic components	242	-	-	-	-	1,018,280
C262	Manufacture of computers and peripheral equipment and accessories	138	-	-	-	-	-
C263	Manufacture of communication equipment						
C264	Manufacture of consumer electronics	-	-	-	-	-	2
C265	Manufacture of measuring, testing, navigating and control equipment; watches and clocks	503	-	-	-	-	2,714
C267	Manufacture of optical instruments and photographic equipment						
C271	Manufacture of electric motors, generators, transformers and electricity distribution and control apparatus	1,444	-	-	-	-	675
C272	Manufacture of batteries and accumulators	-	2,454	-	-	-	504
C273	Manufacture of wiring and wiring devices	1,146	585	1,084	-	-	-
C274	Manufacture of electric lighting equipment	728	-	-	-	-	2,813
C275	Manufacture of domestic appliances	-	-	-	-	-	-
C279	Manufacture of other electrical equipment	s	s	s	s	s	s
C281	Manufacture of general purpose machinery	1,120	3,618	-	-	-	74,931
C282	Manufacture of special purpose machinery	319	1,041	-	-	-	9,077
C291	Manufacture of motor vehicles	432	-	-	-	-	3,032
C292	Manufacture of bodies (coachwork) for motor vehicles; manufacture of trailers and semi-trailers	99	-	-	-	-	1,040
C293	Manufacture of parts and accessories for motor vehicles	-	-	-	-	-	10,788
C301	Building of ships and boats	-	-	-	-	-	15,808
C303	Manufacture of air and spacecraft and related machinery						
C309	Manufacture of transport equipment, n.e.c.	-	-	78	-	-	107,166
C310	Manufacture of furniture	-	-	6,366	-	-	23,901
C321	Manufacture of jewelry, bijouterie and related articles	-	-	-	-	-	3,697
C322	Manufacture of musical instruments	s	s	s	s	s	s
C323	Manufacture of sports goods	-	1,458	-	-	-	90
C324	Manufacture of games and toys	-	-	-	-	-	14
C325	Manufacture of medical and dental instruments and supplies	393	219	-	229	-	284
C329	Other manufacturing, n.e.c.	269	20	-	-	-	14,601
C331	Repair of fabricated metal products, machinery and equipment	2,912	8,635	-	-	-	52,327
C332	Installation of industrial machinery and equipment	s	s	s	s	s	s

*Continued*



TABLE 5.3 - *Continued*

2009 PSIC Code	Region/ Industry Description	Overhead, General Administrative and Other Operating Expenses					
		Charitable Donations and Grants	Bad and Doubtful Debts	Loss from Sale of Assets	Loss Resulting from the Change in the Fair Value of Assets, Inventories	Loss from Sale of Investment Assets and Marketable Securities	Other Expense
		(18)	(19)	(20)	(21)	(22)	(23)
	<b>Cordillera Administrative Region</b>	<b>614,596</b>	<b>15,293</b>	<b>668</b>	<b>-</b>	<b>-</b>	<b>12,676</b>
C101	Processing and preserving of meat	s	s	s	s	s	s
C103	Processing and preserving of fruits and vegetables	12,500	-	-	-	-	234
C105	Manufacture of dairy products	s	s	s	s	s	s
C106	Manufacture of grain mill products, starches and starch products	-	-	-	-	-	32
C107	Manufacture of other food products	-	2,600	-	-	-	-
C110	Manufacture of beverages	-	-	-	-	-	92
C131	Spinning, weaving and finishing of textiles	716	-	-	-	-	6,462
C139	Manufacture of other textiles						
C141	Manufacture of wearing apparel, except fur apparel	s	s	s	s	s	s
C142	Custom tailoring and dressmaking	-	-	-	-	-	-
C162	Manufacture of products of wood, cork, straw and plaiting materials	s	s	s	s	s	s
C170	Manufacture of paper and paper products	s	s	s	s	s	s
C181	Printing and service activities related to printing	-	12,663	-	-	-	-
C201	Manufacture of basic chemicals	s	s	s	s	s	s
C202	Manufacture of other chemical products, n.e.c.	s	s	s	s	s	s
C221	Manufacture of rubber products	56	-	643	-	-	1
C222	Manufacture of plastic products						
C231	Manufacture of glass and glass products	s	s	s	s	s	s
C239	Manufacture of non-metallic mineral products, n.e.c.	s	s	s	s	s	s
C241	Manufacture of basic iron and steel	s	s	s	s	s	s
C242	Manufacture of basic precious and other non-ferrous metals	s	s	s	s	s	s
C251	Manufacture of structural metal products, tanks, reservoirs and steam generators	-	-	-	-	-	-
C259	Manufacture of other fabricated metal products; metal working service activities	-	-	-	-	-	-
C261	Manufacture of electronic components	601,324	-	-	-	-	5,470
C281	Manufacture of general purpose machinery	-	-	-	-	-	154
C282	Manufacture of special purpose machinery						
C303	Manufacture of air and spacecraft and related machinery	s	s	s	s	s	s
C310	Manufacture of furniture	s	s	s	s	s	s
C321	Manufacture of jewelry, bijouterie and related articles	s	s	s	s	s	s
C331	Repair of fabricated metal products, machinery and equipment	-	-	-	-	-	-
	<b>I - Ilocos Region</b>	<b>6,407</b>	<b>8,037</b>	<b>1,228</b>	<b>160,417</b>	<b>90,118</b>	<b>582,736</b>
C101	Processing and preserving of meat	56	-	-	-	-	8,575
C102	Processing and preserving of fish, crustaceans and mollusks	-	-	-	-	-	-

*Continued*

TABLE 5.3 - *Continued*

2009 PSIC Code	Region/ Industry Description	Overhead, General Administrative and Other Operating Expenses					
		Charitable Donations and Grants	Bad and Doubtful Debts	Loss from Sale of Assets	Loss Resulting from the Change in the Fair Value of Assets, Inventories	Loss from Sale of Investment Assets and Marketable Securities	Other Expense
		(18)	(19)	(20)	(21)	(22)	(23)
C103	Processing and preserving of fruits and vegetables	s	s	s	s	s	s
C105	Manufacture of dairy products	s	s	s	s	s	s
C106	Manufacture of grain mill products, starches and starch products	2,270	-	-	-	-	4,853
C107	Manufacture of other food products	420	-	-	-	-	2,689
C108	Manufacture of prepared animal feeds	72	-	-	-	-	3,275
C110	Manufacture of beverages	-	5,214	1,006	160,222	-	524,321
C120	Manufacture of tobacco products	914	-	-	-	-	1,240
C131	Spinning, weaving and finishing of textiles	25	-	-	-	-	-
C141	Manufacture of wearing apparel, except fur apparel	4	-	-	-	-	-
C142	Custom tailoring and dressmaking	-	-	-	-	-	1
C162	Manufacture of products of wood, cork, straw and plaiting materials	250	-	-	-	-	-
C170	Manufacture of paper and paper products	s	s	s	s	s	s
C181	Printing and service activities related to printing	-	-	-	-	-	-
C201	Manufacture of basic chemicals	1,524	637	-	-	-	32,606
C202	Manufacture of other chemical products, n.e.c.						
C210	Manufacture of pharmaceuticals, medicinal chemical and botanical products						
C221	Manufacture of rubber products	s	s	s	s	s	s
C222	Manufacture of plastic products	s	s	s	s	s	s
C239	Manufacture of non-metallic mineral products, n.e.c.	-	-	-	195	90,118	-
C241	Manufacture of basic iron and steel	448	2,186	64	-	-	12
C251	Manufacture of structural metal products, tanks, reservoirs and steam generators	-	-	-	-	-	-
C259	Manufacture of other fabricated metal products; metal working service activities	-	-	-	-	-	31
C282	Manufacture of special purpose machinery	-	-	-	-	-	-
C292	Manufacture of bodies (coachwork) for motor vehicles; manufacture of trailers and semi-trailers	5	-	-	-	-	464
C293	Manufacture of parts and accessories for motor vehicles						
C309	Manufacture of transport equipment, n.e.c.	s	s	s	s	s	s
C310	Manufacture of furniture	-	-	-	-	-	693
C321	Manufacture of jewelry, bijouterie and related articles	2	-	-	-	-	2,347
C324	Manufacture of games and toys						
C329	Other manufacturing, n.e.c.						
C331	Repair of fabricated metal products, machinery and equipment	-	-	-	-	-	216
<b>II - Cagayan Valley</b>		<b>3,086</b>	<b>9,668</b>	<b>-</b>	<b>210</b>	<b>-</b>	<b>835,317</b>
C101	Processing and preserving of meat	27	-	-	-	-	794

*Continued*

TABLE 5.3 - *Continued*

2009 PSIC Code	Region/ Industry Description	Overhead, General Administrative and Other Operating Expenses					
		Charitable Donations and Grants	Bad and Doubtful Debts	Loss from Sale of Assets	Loss Resulting from the Change in the Fair Value of Assets, Inventories	Loss from Sale of Investment Assets and Marketable Securities	Other Expense
		(18)	(19)	(20)	(21)	(22)	(23)
C102	Processing and preserving of fish, crustaceans and mollusks	s	s	s	s	s	s
C103	Processing and preserving of fruits and vegetables	-	12	-	-	-	19
C105	Manufacture of dairy products	s	s	s	s	s	s
C106	Manufacture of grain mill products, starches and starch products	655	-	-	-	-	6,503
C107	Manufacture of other food products	1,983	-	-	-	-	75,806
C108	Manufacture of prepared animal feeds	200	-	-	-	-	1,716
C110	Manufacture of beverages	-	-	-	-	-	743,772
C120	Manufacture of tobacco products	s	s	s	s	s	s
C131	Spinning, weaving and finishing of textiles	s	s	s	s	s	s
C139	Manufacture of other textiles	s	s	s	s	s	s
C142	Custom tailoring and dressmaking	-	-	-	-	-	5
C162	Manufacture of products of wood, cork, straw and plaiting materials	22	-	-	-	-	22
C181	Printing and service activities related to printing	136	-	-	-	-	839
C182	Reproduction of recorded media	s	s	s	s	s	s
C192	Manufacture of refined petroleum products	s	s	s	s	s	s
C199	Manufacture of other fuel products	s	s	s	s	s	s
C201	Manufacture of basic chemicals	s	s	s	s	s	s
C231	Manufacture of glass and glass products	5	755	-	-	-	437
C239	Manufacture of non-metallic mineral products, n.e.c.						
C251	Manufacture of structural metal products, tanks, reservoirs and steam generators	20	-	-	-	-	151
C259	Manufacture of other fabricated metal products; metal working service activities	-	183	-	-	-	88
C282	Manufacture of special purpose machinery	-	8,519	-	-	-	1,023
C310	Manufacture of furniture	-	-	-	-	-	226
C321	Manufacture of jewelry, bijouterie and related articles	s	s	s	s	s	s
C329	Other manufacturing, n.e.c.	s	s	s	s	s	s
C331	Repair of fabricated metal products, machinery and equipment	24	-	-	-	-	477
	<b>III - Central Luzon</b>	<b>403,225</b>	<b>92,786</b>	<b>79,606</b>	<b>305,104</b>	<b>48,808</b>	<b>4,392,084</b>
C101	Processing and preserving of meat	41	-	-	1,234	-	15,431
C102	Processing and preserving of fish, crustaceans and mollusks	289	-	-	-	48,808	46,878
C103	Processing and preserving of fruits and vegetables	-	-	-	-	-	24,113
C104	Manufacture of vegetable and animal oils and fats	-	-	-	-	-	54
C105	Manufacture of dairy products	-	-	-	-	-	282
C106	Manufacture of grain mill products, starches and starch products	-	1,260	-	26,146	-	80,833

*Continued*

TABLE 5.3 - *Continued*

2009 PSIC Code	Region/ Industry Description	Overhead, General Administrative and Other Operating Expenses					
		Charitable Donations and Grants	Bad and Doubtful Debts	Loss from Sale of Assets	Loss Resulting from the Change in the Fair Value of Assets, Inventories	Loss from Sale of Investment Assets and Marketable Securities	Other Expense
		(18)	(19)	(20)	(21)	(22)	(23)
C107	Manufacture of other food products	288	-	-	-	-	12,185
C108	Manufacture of prepared animal feeds	4,376	1,411	-	110,639	-	71,380
C110	Manufacture of beverages	-	-	-	-	-	1,633,863
C120	Manufacture of tobacco products	s	s	s	s	s	s
C131	Spinning, weaving and finishing of textiles	4	-	-	-	-	2,073
C139	Manufacture of other textiles	338	-	-	-	-	25,501
C141	Manufacture of wearing apparel, except fur apparel	767	-	-	157,606	-	44,738
C142	Custom tailoring and dressmaking	}	-	-	-	-	-
C143	Manufacture of knitted and crocheted apparel						
C151	Tanning and dressing of leather; manufacture of luggage and handbags	5	-	-	-	-	4,482
C152	Manufacture of footwear	22	-	-	2,141	-	797
C161	Sawmilling and planing of wood	}	-	-	-	-	3,270
C162	Manufacture of products of wood, cork, straw and plaiting materials						
C170	Manufacture of paper and paper products	605	-	-	-	-	183,953
C181	Printing and service activities related to printing	-	-	-	-	-	255
C192	Manufacture of refined petroleum products	-	-	-	-	-	601,581
C201	Manufacture of basic chemicals	3,815	2,065	3,366	-	-	151,968
C202	Manufacture of other chemical products, n.e.c.	502	16,786	-	-	-	4,010
C210	Manufacture of pharmaceuticals, medicinal chemical and botanical products	-	106	26	-	-	2,509
C221	Manufacture of rubber products	2,411	-	1,209	-	-	13,643
C222	Manufacture of plastic products	1,109	-	-	5,433	-	28,468
C231	Manufacture of glass and glass products	23	-	-	58	-	11,986
C239	Manufacture of non-metallic mineral products, n.e.c.	2,955	1,155	9,173	-	-	188,327
C241	Manufacture of basic iron and steel	250	279	-	-	-	3,748
C242	Manufacture of basic precious and other non-ferrous metals	496	-	585	-	-	6,510
C243	Casting of metals	-	-	-	-	-	1,174
C251	Manufacture of structural metal products, tanks, reservoirs and steam generators	30,250	-	-	-	-	93,481
C252	Manufacture of weapons and ammunition	}	1,820	-	-	-	334,074
C259	Manufacture of other fabricated metal products; metal working service activities						
C261	Manufacture of electronic components	345,507	1,018	4,026	1,397	-	101,893
C262	Manufacture of computers and peripheral equipment and accessories	-	-	61,122	-	-	207,134
C264	Manufacture of consumer electronics	}	200	-	-	-	2,501
C265	Manufacture of measuring, testing, navigating and control equipment; watches and clocks						
C271	Manufacture of electric motors, generators, transformers and electricity distribution and control apparatus	150	-	-	-	-	26,700

*Continued*

TABLE 5.3 - *Continued*

2009 PSIC Code	Region/ Industry Description	Overhead, General Administrative and Other Operating Expenses					
		Charitable Donations and Grants	Bad and Doubtful Debts	Loss from Sale of Assets	Loss Resulting from the Change in the Fair Value of Assets, Inventories	Loss from Sale of Investment Assets and Marketable Securities	Other Expense
		(18)	(19)	(20)	(21)	(22)	(23)
C272	Manufacture of batteries and accumulators	-	5,504	-	-	-	26,152
C273	Manufacture of wiring and wiring devices	1,275	37,390	-	-	-	307
C274	Manufacture of electric lighting equipment	243	-	-	-	-	1,225
C275	Manufacture of domestic appliances	-	-	-	-	-	59,013
C279	Manufacture of other electrical equipment	-	-	-	-	-	5,328
C281	Manufacture of general purpose machinery	-	-	-	353	-	25,687
C282	Manufacture of special purpose machinery	-	-	-	-	-	45
C291	Manufacture of motor vehicles	35	-	100	25	-	46
C292	Manufacture of bodies (coachwork) for motor vehicles; manufacture of trailers and semi-trailers						
C293	Manufacture of parts and accessories for motor vehicles						
C301	Building of ships and boats	s	s	s	s	s	s
C303	Manufacture of air and spacecraft and related machinery	15	-	-	-	-	7,211
C309	Manufacture of transport equipment, n.e.c.	197	-	-	-	-	-
C310	Manufacture of furniture	403	1,903	-	-	-	12,127
C321	Manufacture of jewelry, bijouterie and related articles	-	-	-	-	-	1,959
C322	Manufacture of musical instruments	s	s	s	s	s	s
C323	Manufacture of sports goods	58	308	-	-	-	-
C324	Manufacture of games and toys	628	351	-	-	-	48
C325	Manufacture of medical and dental instruments and supplies	259	-	-	72	-	62,437
C329	Other manufacturing, n.e.c.	-	274	-	-	-	1,645
C331	Repair of fabricated metal products, machinery and equipment	4,763	21,107	-	-	-	4,513
C332	Installation of industrial machinery and equipment	s	s	s	s	s	s
	<b>IVA - CALABARZON</b>	<b>212,134</b>	<b>421,026</b>	<b>415,413</b>	<b>1,130,402</b>	<b>96,481</b>	<b>12,228,990</b>
C101	Processing and preserving of meat	4,025	-	315	-	1,491	286,353
C102	Processing and preserving of fish, crustaceans and mollusks	-	-	-	-	-	58
C103	Processing and preserving of fruits and vegetables	532	414	12,296	28,535	-	232,863
C104	Manufacture of vegetable and animal oils and fats	1,649	-	-	-	-	10,957
C105	Manufacture of dairy products	56,073	-	106,987	72,476	6,817	1,989,642
C106	Manufacture of grain mill products, starches and starch products	1,005	173	-	-	-	86,425
C107	Manufacture of other food products	1,796	48,461	-	17,424	-	765,659
C108	Manufacture of prepared animal feeds	1,348	60,831	-	-	-	35,554
C110	Manufacture of beverages	68	31,052	9,254	-	-	81,230
C120	Manufacture of tobacco products	20,804	3,595	-	-	-	66,476
C131	Spinning, weaving and finishing of textiles	-	6,631	-	-	-	2,417
C139	Manufacture of other textiles	507	-	-	-	-	37
C141	Manufacture of wearing apparel, except fur apparel	1,584	8	12,873	14,783	-	118,085

*Continued*

TABLE 5.3 - *Continued*

2009 PSIC Code	Region/ Industry Description	Overhead, General Administrative and Other Operating Expenses					
		Charitable Donations and Grants	Bad and Doubtful Debts	Loss from Sale of Assets	Loss Resulting from the Change in the Fair Value of Assets, Inventories	Loss from Sale of Investment Assets and Marketable Securities	Other Expense
		(18)	(19)	(20)	(21)	(22)	(23)
C142	Custom tailoring and dressmaking	-	-	-	-	-	58
C143	Manufacture of knitted and crocheted apparel	32	-	-	200	-	-
C151	Tanning and dressing of leather; manufacture of luggage and handbags	6	-	-	-	-	14
C152	Manufacture of footwear	3,230	-	-	2,382	-	65,648
C161	Sawmilling and planing of wood	}	}	}	}	}	17,621
C162	Manufacture of products of wood, cork, straw and plaiting materials						
C170	Manufacture of paper and paper products						
C181	Printing and service activities related to printing	-	17,012	5,772	3,444	42,534	221,939
C182	Reproduction of recorded media	s	s	s	s	s	s
C192	Manufacture of refined petroleum products	}	}	}	}	}	1,522,052
C199	Manufacture of other fuel products						
C201	Manufacture of basic chemicals	12	28,348	302	1,338	-	803,384
C202	Manufacture of other chemical products, n.e.c.	2,287	-	215	11,945	-	126,090
C210	Manufacture of pharmaceuticals, medicinal chemical and botanical products	31,019	59,629	-	-	-	51,075
C221	Manufacture of rubber products	14	-	-	-	-	2,026
C222	Manufacture of plastic products	5,690	2,263	35,442	-	7,458	416,534
C231	Manufacture of glass and glass products	365	126	7,276	1,535	-	66,915
C239	Manufacture of non-metallic mineral products, n.e.c.	5,326	45,016	-	91,682	-	990,400
C241	Manufacture of basic iron and steel	1,541	7,322	216	-	-	36,169
C242	Manufacture of basic precious and other non-ferrous metals	7	-	-	-	-	7,631
C243	Casting of metals	693	-	-	14,219	3,663	49,293
C251	Manufacture of structural metal products, tanks, reservoirs and steam generators	371	749	-	10,765	-	144,796
C259	Manufacture of other fabricated metal products; metal working service activities	694	21,394	20	-	-	191,105
C261	Manufacture of electronic components	15,746	23,276	146,675	278,422	33,351	814,499
C262	Manufacture of computers and peripheral equipment and accessories	510	-	6,982	-	-	43,955
C263	Manufacture of communication equipment	40	-	-	107	-	1,361
C264	Manufacture of consumer electronics	816	-	-	-	-	28,778
C265	Manufacture of measuring, testing, navigating and control equipment; watches and clocks	-	-	-	-	-	17,783
C267	Manufacture of optical instruments and photographic equipment	18	-	1,737	-	-	3,681
C271	Manufacture of electric motors, generators, transformers and electricity distribution and control apparatus	9,190	3,804	167	-	-	41,610
C272	Manufacture of batteries and accumulators	8	-	-	-	-	53
C273	Manufacture of wiring and wiring devices	1,093	915	141	1,565	-	69,856
C274	Manufacture of electric lighting equipment	543	-	-	271,534	-	49,674

*Continued*

TABLE 5.3 - *Continued*

2009 PSIC Code	Region/ Industry Description	Overhead, General Administrative and Other Operating Expenses					
		Charitable Donations and Grants	Bad and Doubtful Debts	Loss from Sale of Assets	Loss Resulting from the Change in the Fair Value of Assets, Inventories	Loss from Sale of Investment Assets and Marketable Securities	Other Expense
		(18)	(19)	(20)	(21)	(22)	(23)
C275	Manufacture of domestic appliances	-	10	-	-	-	3,388
C279	Manufacture of other electrical equipment	364	391	-	13,715	-	51,500
C281	Manufacture of general purpose machinery	-	41	28	2,285	-	216,874
C282	Manufacture of special purpose machinery	473	-	28,703	-	1,032	31,821
C291	Manufacture of motor vehicles	22,802	49,747	-	3,860	135	319,228
C292	Manufacture of bodies (coachwork) for motor vehicles; manufacture of trailers and semi-trailers	774	-	-	-	-	14,024
C293	Manufacture of parts and accessories for motor vehicles	12,219	5,318	31,359	254,448	-	998,021
C301	Building of ships and boats	133	1,655	-	-	-	6,924
C303	Manufacture of air and spacecraft and related machinery	2	3	2,624	-	-	761,712
C309	Manufacture of transport equipment, n.e.c.						
C310	Manufacture of furniture	9	-	4,733	33,738	-	36,057
C321	Manufacture of jewelry, bijouterie and related articles	-	-	-	-	-	-
C323	Manufacture of sports goods	41	-	-	-	-	3,705
C324	Manufacture of games and toys	5	-	1,192	-	-	1,654
C325	Manufacture of medical and dental instruments and supplies	140	1,897	-	-	-	253,355
C329	Other manufacturing, n.e.c.	-	-	-	-	-	2,161
C331	Repair of fabricated metal products, machinery and equipment	5,343	-	-	-	-	30,114
	<b>MIMAROPA</b>	<b>101,022</b>	<b>3</b>	<b>-</b>	<b>-</b>	<b>-</b>	<b>213,839</b>
C101	Processing and preserving of meat	s	s	s	s	s	s
C103	Processing and preserving of fruits and vegetables	s	s	s	s	s	s
C104	Manufacture of vegetable and animal oils and fats	404	-	-	-	-	-
C105	Manufacture of dairy products	s	s	s	s	s	s
C106	Manufacture of grain mill products, starches and starch products	-	-	-	-	-	-
C107	Manufacture of other food products	-	-	-	-	-	-
C110	Manufacture of beverages	-	-	-	-	-	147
C131	Spinning, weaving and finishing of textiles	s	s	s	s	s	s
C142	Custom tailoring and dressmaking	-	-	-	-	-	-
C151	Tanning and dressing of leather; manufacture of luggage and handbags	s	s	s	s	s	s
C162	Manufacture of products of wood, cork, straw and plaiting materials	s	s	s	s	s	s
C181	Printing and service activities related to printing	-	-	-	-	-	-
C192	Manufacture of refined petroleum products	s	s	s	s	s	s
C201	Manufacture of basic chemicals	-	-	-	-	-	-
C202	Manufacture of other chemical products, n.e.c.						
C210	Manufacture of pharmaceuticals, medicinal chemical and botanical products	s	s	s	s	s	s

*Continued*

TABLE 5.3 - *Continued*

2009 PSIC Code	Region/ Industry Description	Overhead, General Administrative and Other Operating Expenses					
		Charitable Donations and Grants	Bad and Doubtful Debts	Loss from Sale of Assets	Loss Resulting from the Change in the Fair Value of Assets, Inventories	Loss from Sale of Investment Assets and Marketable Securities	Other Expense
		(18)	(19)	(20)	(21)	(22)	(23)
C222	Manufacture of plastic products	s	s	s	s	s	s
C239	Manufacture of non-metallic mineral products, n.e.c.	-	-	-	-	-	-
C242	Manufacture of basic precious and other non-ferrous metals	s	s	s	s	s	s
C259	Manufacture of other fabricated metal products; metal working service activities	-	-	-	-	-	-
C282	Manufacture of special purpose machinery	s	s	s	s	s	s
C310	Manufacture of furniture	-	-	-	-	-	-
C331	Repair of fabricated metal products, machinery and equipment	-	-	-	-	-	-
	<b>V - Bicol Region</b>	<b>48,418</b>	<b>85,643</b>	<b>19</b>	<b>5</b>	<b>16,543</b>	<b>641,126</b>
C101	Processing and preserving of meat	-	168	-	-	-	1,851
C102	Processing and preserving of fish, crustaceans and mollusks	-	-	-	-	-	39
C103	Processing and preserving of fruits and vegetables	104	619	-	-	-	-
C104	Manufacture of vegetable and animal oils and fats	250	-	-	-	-	2,528
C105	Manufacture of dairy products	-	-	-	-	-	-
C106	Manufacture of grain mill products, starches and starch products	11,025	2,756	-	-	16,538	-
C107	Manufacture of other food products	98	-	-	-	-	2,302
C108	Manufacture of prepared animal feeds	306	-	-	-	-	4,315
C110	Manufacture of beverages	-	4,417	-	-	-	-
C120	Manufacture of tobacco products	s	s	s	s	s	s
C131	Spinning, weaving and finishing of textiles	1	3	-	-	-	-
C139	Manufacture of other textiles	100	-	-	-	-	217
C141	Manufacture of wearing apparel, except fur apparel	10	6	5	5	5	230
C142	Custom tailoring and dressmaking						
C152	Manufacture of footwear	s	s	s	s	s	s
C162	Manufacture of products of wood, cork, straw and plaiting materials	680	-	-	-	-	791
C170	Manufacture of paper and paper products	s	s	s	s	s	s
C181	Printing and service activities related to printing	-	-	-	-	-	-
C192	Manufacture of refined petroleum products	s	s	s	s	s	s
C201	Manufacture of basic chemicals	-	-	-	-	-	-
C210	Manufacture of pharmaceuticals, medicinal chemical and botanical products	s	s	s	s	s	s
C231	Manufacture of glass and glass products	20	-	-	-	-	-
C239	Manufacture of non-metallic mineral products, n.e.c.						
C241	Manufacture of basic iron and steel	35,418	468	14	-	-	546,430
C242	Manufacture of basic precious and other non-ferrous metals						

*Continued*



TABLE 5.3 - *Continued*

2009 PSIC Code	Region/ Industry Description	Overhead, General Administrative and Other Operating Expenses					
		Charitable Donations and Grants	Bad and Doubtful Debts	Loss from Sale of Assets	Loss Resulting from the Change in the Fair Value of Assets, Inventories	Loss from Sale of Investment Assets and Marketable Securities	Other Expense
		(18)	(19)	(20)	(21)	(22)	(23)
C251	Manufacture of structural metal products, tanks, reservoirs and steam generators	-	-	-	-	-	-
C259	Manufacture of other fabricated metal products; metal working service activities	-	-	-	-	-	-
C282	Manufacture of special purpose machinery	-	-	-	-	-	10
C293	Manufacture of parts and accessories for motor vehicles	s	s	s	s	s	s
C310	Manufacture of furniture	-	-	-	-	-	-
C329	Other manufacturing, n.e.c.	110	-	-	-	-	101
C331	Repair of fabricated metal products, machinery and equipment	-	-	-	-	-	-
	<b>VI - Western Visayas</b>	<b>22,885</b>	<b>50,692</b>	<b>10</b>	<b>99,454</b>	<b>-</b>	<b>772,026</b>
C101	Processing and preserving of meat	28	-	-	-	-	-
C102	Processing and preserving of fish, crustaceans and mollusks	-	-	-	-	-	-
C103	Processing and preserving of fruits and vegetables	-	356	-	-	-	-
C104	Manufacture of vegetable and animal oils and fats	-	-	-	-	-	84
C105	Manufacture of dairy products	-	-	-	-	-	7
C106	Manufacture of grain mill products, starches and starch products	5,882	4,202	-	229	-	-
C107	Manufacture of other food products	15,200	36,379	-	99,225	-	458,813
C108	Manufacture of prepared animal feeds	109	-	-	-	-	10,213
C110	Manufacture of beverages	903	9,095	-	-	-	59,693
C131	Spinning, weaving and finishing of textiles	-	-	-	-	-	229
C139	Manufacture of other textiles	-	-	-	-	-	-
C141	Manufacture of wearing apparel, except fur apparel	9	244	-	-	-	88
C142	Custom tailoring and dressmaking	-	-	-	-	-	12
C161	Sawmilling and planing of wood	50	-	-	-	-	389
C162	Manufacture of products of wood, cork, straw and plaiting materials						
C170	Manufacture of paper and paper products	s	s	s	s	s	s
C181	Printing and service activities related to printing	-	-	-	-	-	171
C199	Manufacture of other fuel products	s	s	s	s	s	s
C201	Manufacture of basic chemicals	-	65	-	-	-	238,070
C202	Manufacture of other chemical products, n.e.c.	-	-	-	-	-	-
C210	Manufacture of pharmaceuticals, medicinal chemical and botanical products	-	-	-	-	-	47
C222	Manufacture of plastic products	-	-	-	-	-	1,114
C231	Manufacture of glass and glass products	72	351	10	-	-	65
C239	Manufacture of non-metallic mineral products, n.e.c.						
C241	Manufacture of basic iron and steel						
C243	Casting of metals						

*Continued*

TABLE 5.3 - *Continued*

2009 PSIC Code	Region/ Industry Description	Overhead, General Administrative and Other Operating Expenses					
		Charitable Donations and Grants	Bad and Doubtful Debts	Loss from Sale of Assets	Loss Resulting from the Change in the Fair Value of Assets, Inventories	Loss from Sale of Investment Assets and Marketable Securities	Other Expense
		(18)	(19)	(20)	(21)	(22)	(23)
C251	Manufacture of structural metal products, tanks, reservoirs and steam generators	39	-	-	-	-	655
C259	Manufacture of other fabricated metal products; metal working service activities	-	-	-	-	-	1,176
C273	Manufacture of wiring and wiring devices	s	s	s	s	s	s
C275	Manufacture of domestic appliances	s	s	s	s	s	s
C282	Manufacture of special purpose machinery	328	-	-	-	-	-
C310	Manufacture of furniture	83	-	-	-	-	-
C329	Other manufacturing, n.e.c.	172	-	-	-	-	222
C331	Repair of fabricated metal products, machinery and equipment	10	-	-	-	-	679
	<b>VII - Central Visayas</b>	<b>25,823</b>	<b>123,111</b>	<b>71,909</b>	<b>89,883</b>	<b>65</b>	<b>2,495,355</b>
C101	Processing and preserving of meat	-	-	-	-	-	16,812
C102	Processing and preserving of fish, crustaceans and mollusks	2,501	-	-	-	-	100,461
C103	Processing and preserving of fruits and vegetables	-	-	-	-	-	7,111
C104	Manufacture of vegetable and animal oils and fats	790	-	-	-	-	12,015
C105	Manufacture of dairy products	-	-	-	-	-	1,878
C106	Manufacture of grain mill products, starches and starch products	68	-	-	-	-	-
C107	Manufacture of other food products	311	-	144	-	-	124,757
C108	Manufacture of prepared animal feeds	487	180	-	14,141	-	20,618
C110	Manufacture of beverages	-	65,414	-	12,878	-	220,697
C131	Spinning, weaving and finishing of textiles	-	284	-	-	-	94
C139	Manufacture of other textiles	275	-	-	-	-	452
C141	Manufacture of wearing apparel, except fur apparel	-	-	3,600	15,457	-	4,953
C142	Custom tailoring and dressmaking	-	-	-	-	-	-
C151	Tanning and dressing of leather; manufacture of luggage and handbags	s	s	s	s	s	s
C152	Manufacture of footwear	-	-	-	-	-	3,427
C161	Sawmilling and planing of wood	205	2,205	-	-	-	4,121
C162	Manufacture of products of wood, cork, straw and plaiting materials						
C170	Manufacture of paper and paper products						
C181	Printing and service activities related to printing	-	-	-	-	-	21,363
C199	Manufacture of other fuel products	s	s	s	s	s	s
C201	Manufacture of basic chemicals	-	-	-	-	-	50,838
C202	Manufacture of other chemical products, n.e.c.	132	13,916	-	-	-	57,364
C203	Manufacture of man-made fibers						
C210	Manufacture of pharmaceuticals, medicinal chemical and botanical products						
		-	-	-	-	-	5,130

*Continued*

TABLE 5.3 - *Continued*

2009 PSIC Code	Region/ Industry Description	Overhead, General Administrative and Other Operating Expenses					
		Charitable Donations and Grants	Bad and Doubtful Debts	Loss from Sale of Assets	Loss Resulting from the Change in the Fair Value of Assets, Inventories	Loss from Sale of Investment Assets and Marketable Securities	Other Expense
		(18)	(19)	(20)	(21)	(22)	(23)
C221	Manufacture of rubber products	8	-	-	-	-	30,934
C222	Manufacture of plastic products	-	-	-	-	-	1,506
C231	Manufacture of glass and glass products	1,876	-	-	-	-	12,008
C239	Manufacture of non-metallic mineral products, n.e.c.	-	28,520	-	-	-	224,298
C241	Manufacture of basic iron and steel	}	}	}	}	}	109,571
C242	Manufacture of basic precious and other non-ferrous metals						
C243	Casting of metals						
C251	Manufacture of structural metal products, tanks, reservoirs and steam generators	64	-	-	-	-	49,979
C252	Manufacture of weapons and ammunition	-	1	-	23,688	-	78
C259	Manufacture of other fabricated metal products; metal working service activities	s	s	s	s	s	s
C261	Manufacture of electronic components	161	91	-	137	-	31,516
C262	Manufacture of computers and peripheral equipment and accessories	9	-	63,108	-	-	436,230
C263	Manufacture of communication equipment	}	}	}	}	}	26,739
C265	Manufacture of measuring, testing, navigating and control equipment; watches and clocks						
C267	Manufacture of optical instruments and photographic equipment						
C271	Manufacture of electric motors, generators, transformers and electricity distribution and control apparatus	422	565	-	15,315	-	82,312
C273	Manufacture of wiring and wiring devices	45	164	605	123	65	49,542
C274	Manufacture of electric lighting equipment	-	-	-	-	-	-
C275	Manufacture of domestic appliances	-	-	-	-	-	6,395
C281	Manufacture of general purpose machinery	-	-	-	240	-	543
C282	Manufacture of special purpose machinery	115	-	-	-	-	46
C291	Manufacture of motor vehicles	-	-	-	-	-	56,113
C292	Manufacture of bodies (coachwork) for motor vehicles; manufacture of trailers and semi-trailers	}	}	}	}	}	1,030
C293	Manufacture of parts and accessories for motor vehicles						
C301	Building of ships and boats	292	-	-	-	-	20,717
C309	Manufacture of transport equipment, n.e.c.	s	s	s	s	s	s
C310	Manufacture of furniture	1,842	10,171	-	-	-	83,563
C321	Manufacture of jewelry, bijouterie and related articles	228	183	-	6,571	-	6,917
C322	Manufacture of musical instruments	s	s	s	s	s	s
C323	Manufacture of sports goods	s	s	s	s	s	s
C324	Manufacture of games and toys	11	-	-	-	-	752
C325	Manufacture of medical and dental instruments and supplies	265	1,014	-	-	-	365
C329	Other manufacturing, n.e.c.	23	-	-	-	-	1,230

*Continued*

TABLE 5.3 - *Continued*

2009 PSIC Code	Region/ Industry Description	Overhead, General Administrative and Other Operating Expenses					
		Charitable Donations and Grants	Bad and Doubtful Debts	Loss from Sale of Assets	Loss Resulting from the Change in the Fair Value of Assets, Inventories	Loss from Sale of Investment Assets and Marketable Securities	Other Expense
		(18)	(19)	(20)	(21)	(22)	(23)
C331	Repair of fabricated metal products, machinery and equipment	15,472	-	-	-	-	543,805
	<b>VIII - Eastern Visayas</b>	<b>1,385</b>	<b>1,801</b>	<b>2,219</b>	<b>3</b>	<b>1</b>	<b>1,194,794</b>
C101	Processing and preserving of meat	s	s	s	s	s	s
C102	Processing and preserving of fish, crustaceans and mollusks	-	-	-	-	-	1
C103	Processing and preserving of fruits and vegetables	s	s	s	s	s	s
C104	Manufacture of vegetable and animal oils and fats	118	-	-	-	-	35,698
C106	Manufacture of grain mill products, starches and starch products	302	-	-	-	-	-
C107	Manufacture of other food products	-	-	2,111	-	-	2,116
C110	Manufacture of beverages	-	1,408	-	-	-	58,973
C139	Manufacture of other textiles	s	s	s	s	s	s
C142	Custom tailoring and dressmaking	-	-	-	-	-	-
C162	Manufacture of products of wood, cork, straw and plaiting materials	s	s	s	s	s	s
C170	Manufacture of paper and paper products	269	-	-	-	-	95
C181	Printing and service activities related to printing	-	-	105	-	-	2,457
C192	Manufacture of refined petroleum products	s	s	s	s	s	s
C201	Manufacture of basic chemicals	}	}	}	}	}	351
C202	Manufacture of other chemical products, n.e.c.						
C210	Manufacture of pharmaceuticals, medicinal chemical and botanical products	s	s	s	s	s	s
C221	Manufacture of rubber products	s	s	s	s	s	s
C222	Manufacture of plastic products	s	s	s	s	s	s
C231	Manufacture of glass and glass products	-	-	-	-	-	230
C239	Manufacture of non-metallic mineral products, n.e.c.	-	-	-	-	-	1,550
C242	Manufacture of basic precious and other non-ferrous metals	s	s	s	s	s	s
C243	Casting of metals	s	s	s	s	s	s
C251	Manufacture of structural metal products, tanks, reservoirs and steam generators	s	s	s	s	s	s
C259	Manufacture of other fabricated metal products; metal working service activities	-	-	-	-	-	53
C273	Manufacture of wiring and wiring devices	s	s	s	s	s	s
C282	Manufacture of special purpose machinery	s	s	s	s	s	s
C310	Manufacture of furniture	-	-	-	-	-	3
C329	Other manufacturing, n.e.c.	108	365	-	-	-	758
C331	Repair of fabricated metal products, machinery and equipment	-	-	-	-	-	-

*Continued*

TABLE 5.3 - *Continued*

2009 PSIC Code	Region/ Industry Description	Overhead, General Administrative and Other Operating Expenses					
		Charitable Donations and Grants	Bad and Doubtful Debts	Loss from Sale of Assets	Loss Resulting from the Change in the Fair Value of Assets, Inventories	Loss from Sale of Investment Assets and Marketable Securities	Other Expense
		(18)	(19)	(20)	(21)	(22)	(23)
	<b>IX - Zamboanga Peninsula</b>	<b>711</b>	<b>9,503</b>	<b>5</b>	<b>-</b>	<b>-</b>	<b>253,105</b>
C101	Processing and preserving of meat	-	-	-	-	-	-
C102	Processing and preserving of fish, crustaceans and mollusks	229	3,429	-	-	-	3,786
C103	Processing and preserving of fruits and vegetables	s	s	s	s	s	s
C104	Manufacture of vegetable and animal oils and fats	60	-	-	-	-	733
C105	Manufacture of dairy products	s	s	s	s	s	s
C106	Manufacture of grain mill products, starches and starch products	-	-	-	-	-	6
C107	Manufacture of other food products	-	-	-	-	-	81
C108	Manufacture of prepared animal feeds	s	s	s	s	s	s
C110	Manufacture of beverages	-	5,777	-	-	-	246,567
C142	Custom tailoring and dressmaking	-	-	-	-	-	-
C161	Sawmilling and planing of wood	}	61	-	-	-	349
C162	Manufacture of products of wood, cork, straw and plaiting materials						
C181	Printing and service activities related to printing	390	-	-	-	-	1,161
C202	Manufacture of other chemical products, n.e.c.	s	s	s	s	s	s
C221	Manufacture of rubber products	-	-	-	-	-	-
C222	Manufacture of plastic products	-	-	-	-	-	201
C231	Manufacture of glass and glass products	}	80	-	-	-	13
C239	Manufacture of non-metallic mineral products, n.e.c.						
C241	Manufacture of basic iron and steel	s	s	s	s	s	s
C251	Manufacture of structural metal products, tanks, reservoirs and steam generators	s	s	s	s	s	s
C259	Manufacture of other fabricated metal products; metal working service activities	-	-	-	-	-	64
C301	Building of ships and boats	s	s	s	s	s	s
C310	Manufacture of furniture	-	-	-	-	-	-
C324	Manufacture of games and toys	}	-	-	-	-	17
C329	Other manufacturing, n.e.c.						
C331	Repair of fabricated metal products, machinery and equipment	-	-	-	-	-	61
	<b>X - Northern Mindanao</b>	<b>46,167</b>	<b>46,986</b>	<b>6,595</b>	<b>236,002</b>	<b>-</b>	<b>1,426,522</b>
C101	Processing and preserving of meat	-	-	-	-	-	1,180
C102	Processing and preserving of fish, crustaceans and mollusks	s	s	s	s	s	s
C103	Processing and preserving of fruits and vegetables	-	-	-	67,977	-	2,875
C104	Manufacture of vegetable and animal oils and fats	204	-	-	12,191	-	46,908
C105	Manufacture of dairy products	1,197	-	-	-	-	1

*Continued*

TABLE 5.3 - *Continued*

2009 PSIC Code	Region/ Industry Description	Overhead, General Administrative and Other Operating Expenses					
		Charitable Donations and Grants	Bad and Doubtful Debts	Loss from Sale of Assets	Loss Resulting from the Change in the Fair Value of Assets, Inventories	Loss from Sale of Investment Assets and Marketable Securities	Other Expense
		(18)	(19)	(20)	(21)	(22)	(23)
C106	Manufacture of grain mill products, starches and starch products	33,189	25,011	5,091	-	-	126,794
C107	Manufacture of other food products	6,067	-	-	-	-	291,468
C108	Manufacture of prepared animal feeds	-	-	-	-	-	-
C110	Manufacture of beverages	-	1,005	766	-	-	877,010
C139	Manufacture of other textiles	s	s	s	s	s	s
C141	Manufacture of wearing apparel, except fur apparel	-	-	-	-	-	-
C142	Custom tailoring and dressmaking	-	-	-	-	-	60
C152	Manufacture of footwear	s	s	s	s	s	s
C161	Sawmilling and planing of wood	4,800	6,000	-	-	-	3,946
C162	Manufacture of products of wood, cork, straw and plaiting materials	-	-	-	-	-	341
C170	Manufacture of paper and paper products	71	9,179	-	-	-	-
C181	Printing and service activities related to printing	-	81	-	-	-	873
C192	Manufacture of refined petroleum products	s	s	s	s	s	s
C201	Manufacture of basic chemicals	396	5,472	-	-	-	11,641
C202	Manufacture of other chemical products, n.e.c.	5	-	-	-	-	75
C210	Manufacture of pharmaceuticals, medicinal chemical and botanical products	s	s	s	s	s	s
C221	Manufacture of rubber products	s	s	s	s	s	s
C222	Manufacture of plastic products	-	-	-	-	-	29
C231	Manufacture of glass and glass products	}	}	}	}	}	783
C239	Manufacture of non-metallic mineral products, n.e.c.						
C241	Manufacture of basic iron and steel	24	117	3	155,834	-	56,126
C243	Casting of metals	s	s	s	s	s	s
C251	Manufacture of structural metal products, tanks, reservoirs and steam generators	-	-	-	-	-	12
C252	Manufacture of weapons and ammunition	s	s	s	s	s	s
C259	Manufacture of other fabricated metal products; metal working service activities	-	-	-	-	-	-
C282	Manufacture of special purpose machinery	-	-	-	-	-	3,919
C291	Manufacture of motor vehicles	-	-	-	-	-	32
C292	Manufacture of bodies (coachwork) for motor vehicles; manufacture of trailers and semi-trailers	s	s	s	s	s	s
C310	Manufacture of furniture	-	-	735	-	-	732
C321	Manufacture of jewelry, bijouterie and related articles	}	}	}	}	}	450
C324	Manufacture of games and toys						
C325	Manufacture of medical and dental instruments and supplies						
C329	Other manufacturing, n.e.c.	37	120	-	-	-	-
C331	Repair of fabricated metal products, machinery and equipment	67	-	-	-	-	207

*Continued*

TABLE 5.3 - *Continued*

2009 PSIC Code	Region/ Industry Description	Overhead, General Administrative and Other Operating Expenses					
		Charitable Donations and Grants	Bad and Doubtful Debts	Loss from Sale of Assets	Loss Resulting from the Change in the Fair Value of Assets, Inventories	Loss from Sale of Investment Assets and Marketable Securities	Other Expense
		(18)	(19)	(20)	(21)	(22)	(23)
	<b>XI - Davao Region</b>	<b>17,219</b>	<b>86,628</b>	<b>621</b>	<b>51,307</b>	<b>1,041</b>	<b>397,239</b>
C101	Processing and preserving of meat	154	-	427	-	-	14,640
C102	Processing and preserving of fish, crustaceans and mollusks	400	-	-	-	-	40
C103	Processing and preserving of fruits and vegetables	99	-	99	4,413	-	1,450
C104	Manufacture of vegetable and animal oils and fats	898	62,812	-	-	-	38,305
C105	Manufacture of dairy products	-	-	-	-	-	3
C106	Manufacture of grain mill products, starches and starch products	242	-	-	-	-	6,262
C107	Manufacture of other food products	87	2,721	-	673	-	12,352
C108	Manufacture of prepared animal feeds	21	-	-	-	-	21,302
C110	Manufacture of beverages	4,803	-	-	-	-	89,711
C120	Manufacture of tobacco products	s	s	s	s	s	s
C131	Spinning, weaving and finishing of textiles	-	-	-	-	-	20
C139	Manufacture of other textiles	86	-	-	-	-	662
C141	Manufacture of wearing apparel, except fur apparel	-	-	-	-	-	-
C142	Custom tailoring and dressmaking	-	-	-	-	-	2,733
C152	Manufacture of footwear	-	-	-	-	-	100
C161	Sawmilling and planing of wood						
C162	Manufacture of products of wood, cork, straw and plaiting materials	453	-	13	-	6	187
C170	Manufacture of paper and paper products	1,017	-	-	-	1,024	26,070
C181	Printing and service activities related to printing	110	-	-	-	-	33
C192	Manufacture of refined petroleum products	s	s	s	s	s	s
C201	Manufacture of basic chemicals	976	-	-	-	-	41,370
C202	Manufacture of other chemical products, n.e.c.	-	-	-	45,153	-	1,641
C210	Manufacture of pharmaceuticals, medicinal chemical and botanical products	-	-	-	-	-	390
C221	Manufacture of rubber products	-	-	-	-	-	-
C222	Manufacture of plastic products	7,117	14,769	-	1,067	11	24,477
C231	Manufacture of glass and glass products	-	-	-	-	-	27
C239	Manufacture of non-metallic mineral products, n.e.c.	-	3,397	-	-	-	86,156
C241	Manufacture of basic iron and steel	56	-	-	-	-	-
C242	Manufacture of basic precious and other non-ferrous metals	576	2,810	83	-	-	-
C243	Casting of metals	s	s	s	s	s	s
C251	Manufacture of structural metal products, tanks, reservoirs and steam generators	125	-	-	-	-	26,727
C252	Manufacture of weapons and ammunition	s	s	s	s	s	s
C259	Manufacture of other fabricated metal products; metal working service activities	-	-	-	-	-	1,765

*Continued*

TABLE 5.3 - *Continued*

2009 PSIC Code	Region/ Industry Description	Overhead, General Administrative and Other Operating Expenses					
		Charitable Donations and Grants	Bad and Doubtful Debts	Loss from Sale of Assets	Loss Resulting from the Change in the Fair Value of Assets, Inventories	Loss from Sale of Investment Assets and Marketable Securities	Other Expense
		(18)	(19)	(20)	(21)	(22)	(23)
C265	Manufacture of measuring, testing, navigating and control equipment; watches and clocks	s	s	s	s	s	s
C275	Manufacture of domestic appliances	s	s	s	s	s	s
C279	Manufacture of other electrical equipment	s	s	s	s	s	s
C281	Manufacture of general purpose machinery	-	-	-	-	-	12
C282	Manufacture of special purpose machinery	1	-	-	-	-	-
C291	Manufacture of motor vehicles	s	s	s	s	s	s
C293	Manufacture of parts and accessories for motor vehicles	s	s	s	s	s	s
C301	Building of ships and boats	}	-	-	-	-	-
C309	Manufacture of transport equipment, n.e.c.	}	-	-	-	-	-
C310	Manufacture of furniture	-	119	-	-	-	-
C321	Manufacture of jewelry, bijouterie and related articles	s	s	s	s	s	s
C329	Other manufacturing, n.e.c.	-	-	-	-	-	-
C331	Repair of fabricated metal products, machinery and equipment	-	-	-	-	-	30
	<b>XII - SOCCSKSARGEN</b>	<b>17,725</b>	<b>33,009</b>	<b>35,007</b>	<b>70,866</b>	<b>-</b>	<b>193,681</b>
C101	Processing and preserving of meat	2	200	-	-	-	1,657
C102	Processing and preserving of fish, crustaceans and mollusks	402	184	-	27,040	-	86,173
C103	Processing and preserving of fruits and vegetables	9,888	16,756	-	-	-	39,499
C104	Manufacture of vegetable and animal oils and fats	-	3,967	34,913	-	-	-
C105	Manufacture of dairy products	s	s	s	s	s	s
C106	Manufacture of grain mill products, starches and starch products	-	86	95	-	-	164
C107	Manufacture of other food products	-	11,427	-	43,826	-	317
C108	Manufacture of prepared animal feeds	1	-	-	-	-	189
C110	Manufacture of beverages	-	-	-	-	-	-
C131	Spinning, weaving and finishing of textiles	}	-	-	-	-	78
C139	Manufacture of other textiles	}	3	-	-	-	-
C141	Manufacture of wearing apparel, except fur apparel	1	-	-	-	-	-
C142	Custom tailoring and dressmaking	-	-	-	-	-	225
C152	Manufacture of footwear	s	s	s	s	s	s
C161	Sawmilling and planing of wood	3	-	-	-	-	25
C162	Manufacture of products of wood, cork, straw and plaiting materials	-	-	-	-	-	26
C170	Manufacture of paper and paper products	s	s	s	s	s	s
C181	Printing and service activities related to printing	6,039	-	-	-	-	46,733
C192	Manufacture of refined petroleum products	s	s	s	s	s	s
C201	Manufacture of basic chemicals	212	389	-	-	-	178
C202	Manufacture of other chemical products, n.e.c.	-	-	-	-	-	-

*Continued*



TABLE 5.3 - *Continued*

2009 PSIC Code	Region/ Industry Description	Overhead, General Administrative and Other Operating Expenses					
		Charitable Donations and Grants	Bad and Doubtful Debts	Loss from Sale of Assets	Loss Resulting from the Change in the Fair Value of Assets, Inventories	Loss from Sale of Investment Assets and Marketable Securities	Other Expense
		(18)	(19)	(20)	(21)	(22)	(23)
C210	Manufacture of pharmaceuticals, medicinal chemical and botanical products	\$	\$	\$	\$	\$	\$
C221	Manufacture of rubber products	-	-	-	-	-	-
C222	Manufacture of plastic products	\$	\$	\$	\$	\$	\$
C231	Manufacture of glass and glass products	}	}	}	}	}	387
C239	Manufacture of non-metallic mineral products, n.e.c.						
C241	Manufacture of basic iron and steel	-	-	-	-	-	-
C243	Casting of metals	\$	\$	\$	\$	\$	\$
C251	Manufacture of structural metal products, tanks, reservoirs and steam generators	-	-	-	-	-	-
C259	Manufacture of other fabricated metal products; metal working service activities	-	-	-	-	-	8
C282	Manufacture of special purpose machinery	-	-	-	-	-	28
C301	Building of ships and boats	}	}	}	}	}	2,902
C309	Manufacture of transport equipment, n.e.c.						
C310	Manufacture of furniture	260	-	-	-	-	3,240
C323	Manufacture of sports goods	\$	\$	\$	\$	\$	\$
C331	Repair of fabricated metal products, machinery and equipment	865	-	-	-	-	9,679
	<b>XIII - Caraga</b>	<b>69,074</b>	<b>1,871</b>	<b>269</b>	<b>18,317</b>	<b>-</b>	<b>366,255</b>
C101	Processing and preserving of meat	52	-	-	-	-	-
C102	Processing and preserving of fish, crustaceans and mollusks	\$	\$	\$	\$	\$	\$
C103	Processing and preserving of fruits and vegetables	\$	\$	\$	\$	\$	\$
C104	Manufacture of vegetable and animal oils and fats	1,149	-	-	-	-	21,243
C106	Manufacture of grain mill products, starches and starch products	-	1,508	-	-	-	-
C107	Manufacture of other food products	1	-	-	-	-	3,076
C108	Manufacture of prepared animal feeds	\$	\$	\$	\$	\$	\$
C110	Manufacture of beverages	-	-	-	-	-	-
C139	Manufacture of other textiles	\$	\$	\$	\$	\$	\$
C142	Custom tailoring and dressmaking	-	-	-	-	-	-
C152	Manufacture of footwear	\$	\$	\$	\$	\$	\$
C161	Sawmilling and planing of wood	7	-	-	-	-	19
C162	Manufacture of products of wood, cork, straw and plaiting materials	202	-	-	-	-	-
C181	Printing and service activities related to printing	1,093	-	48	-	-	786
C199	Manufacture of other fuel products	\$	\$	\$	\$	\$	\$
C201	Manufacture of basic chemicals	}	}	}	}	}	11,013
C202	Manufacture of other chemical products, n.e.c.						
C221	Manufacture of rubber products	\$	\$	\$	\$	\$	\$

*Continued*

TABLE 5.3 - *Concluded*

2009 PSIC Code	Region/ Industry Description	Overhead, General Administrative and Other Operating Expenses					
		Charitable Donations and Grants	Bad and Doubtful Debts	Loss from Sale of Assets	Loss Resulting from the Change in the Fair Value of Assets, Inventories	Loss from Sale of Investment Assets and Marketable Securities	Other Expense
		(18)	(19)	(20)	(21)	(22)	(23)
C231	Manufacture of glass and glass products }						
C239	Manufacture of non-metallic mineral products, n.e.c. }	66,336	364	-	18,317	-	2,399
C241	Manufacture of basic iron and steel }						
C242	Manufacture of basic precious and other non-ferrous metals }	-	-	-	-	-	326,756
C251	Manufacture of structural metal products, tanks, reservoirs and steam generators }						
C259	Manufacture of other fabricated metal products; metal working service activities }	-	-	-	-	-	140
C282	Manufacture of special purpose machinery	s	s	s	s	s	s
C301	Building of ships and boats	s	s	s	s	s	s
C309	Manufacture of transport equipment, n.e.c.	s	s	s	s	s	s
C310	Manufacture of furniture	190	-	-	-	-	661
C321	Manufacture of jewelry, bijouterie and related articles	-	-	-	-	-	-
C324	Manufacture of games and toys }						
C329	Other manufacturing, n.e.c. }	-	-	-	-	-	19
C331	Repair of fabricated metal products, machinery and equipment	-	-	-	-	-	131
	<b>Autonomous Region in Muslim Mindanao</b>	<b>47,128</b>	<b>-</b>	<b>-</b>	<b>112</b>	<b>-</b>	<b>29</b>
C101	Processing and preserving of meat	s	s	s	s	s	s
C104	Manufacture of vegetable and animal oils and fats	s	s	s	s	s	s
C106	Manufacture of grain mill products, starches and starch products	46,269	-	-	112	-	29
C107	Manufacture of other food products	-	-	-	-	-	-
C108	Manufacture of prepared animal feeds	s	s	s	s	s	s
C110	Manufacture of beverages	-	-	-	-	-	-
C142	Custom tailoring and dressmaking	s	s	s	s	s	s
C221	Manufacture of rubber products	s	s	s	s	s	s
C239	Manufacture of non-metallic mineral products, n.e.c.	s	s	s	s	s	s
C301	Building of ships and boats	s	s	s	s	s	s
C310	Manufacture of furniture	s	s	s	s	s	s

- zero value

} Combined data

s Suppressed data

Notes: Values are in thousand pesos, except number of establishments.

Details may not add-up to total due to rounding and/or statistical disclosure control.

Source: Philippine Statistics Authority, 2019 Annual Survey of Philippine Business and Industry (Final Results)

Table 5.4. Number of Establishments and Expenses for Industrial Service Done by Others by Type for Manufacturing Establishments  
by Region and Industry Group: Philippines, 2019

2009 PSIC Code	Region/ Industry Description	Number of Establishments	Expenses for Industrial Service Done by Others		
			Total	Contract and Commision Work	Industrial Repair, Maintenance and Installation Work
		(1)	(2)	(3)	(4)
<b>Philippines</b>		<b>24,270</b>	<b>153,979,675</b>	<b>90,679,881</b>	<b>63,299,795</b>
C101	Processing and preserving of meat	294	4,207,230	2,941,346	1,265,884
C102	Processing and preserving of fish, crustaceans and mollusks	225	1,192,293	622,204	570,089
C103	Processing and preserving of fruits and vegetables	144	4,992,714	4,017,678	975,036
C104	Manufacture of vegetable and animal oils and fats	136	3,356,649	2,269,770	1,086,879
C105	Manufacture of dairy products	89	8,009,926	6,269,830	1,740,096
C106	Manufacture of grain mill products, starches and starch products	1,218	2,693,694	1,838,980	854,714
C107	Manufacture of other food products	7,739	10,575,130	5,973,851	4,601,278
C108	Manufacture of prepared animal feeds	196	2,054,751	1,181,249	873,502
C110	Manufacture of beverages	2,637	11,075,111	8,291,964	2,783,147
C120	Manufacture of tobacco products	19	724,645	33,825	690,820
C131	Spinning, weaving and finishing of textiles	109	348,111	286,401	61,710
C139	Manufacture of other textiles	254	1,025,058	681,629	343,429
C141	Manufacture of wearing apparel, except fur apparel	849	2,655,204	2,301,928	353,275
C142	Custom tailoring and dressmaking	500	29,868	19,821	10,047
C143	Manufacture of knitted and crocheted apparel	19	142,019	134,056	7,963
C151	Tanning and dressing of leather; manufacture of luggage and handbags	46	21,654	13,064	8,590
C152	Manufacture of footwear	148	222,780	149,004	73,776
C161	Sawmilling and planing of wood	48	88,977	62,246	26,731
C162	Manufacture of products of wood, cork, straw and plaiting materials	290	803,714	225,870	577,844
C170	Manufacture of paper and paper products	361	3,023,375	1,845,212	1,178,164
C181	Printing and service activities related to printing	2,113	1,824,627	1,028,335	796,292
C182	Reproduction of recorded media	6	61,547	47,281	14,266
C192	Manufacture of refined petroleum products	26	7,550,577	2,882,101	4,668,477
C199	Manufacture of other fuel products	7	19,579	14,491	5,088
C201	Manufacture of basic chemicals	196	2,127,898	1,018,285	1,109,613
C202	Manufacture of other chemical products, n.e.c.	390	3,107,188	2,319,280	787,907
C203	Manufacture of man-made fibers	3	5,486	4,160	1,327
C210	Manufacture of pharmaceuticals, medicinal chemical and botanical products	121	1,452,409	430,207	1,022,202
C221	Manufacture of rubber products	147	1,230,104	494,275	735,829
C222	Manufacture of plastic products	820	3,898,229	2,285,816	1,612,412
C231	Manufacture of glass and glass products	92	1,923,231	1,473,246	449,985
C239	Manufacture of non-metallic mineral products, n.e.c.	654	12,630,735	7,111,677	5,519,057
C241	Manufacture of basic iron and steel	299	2,086,635	634,650	1,451,985
C242	Manufacture of basic precious and other non-ferrous metals	33	5,836,835	1,559,204	4,277,631

*Continued*

TABLE 5.4 - *Continued*

2009 PSIC Code	Region/ Industry Description	Number of Establishments	Expenses for Industrial Service Done by Others		
			Total	Contract and Commision Work	Industrial Repair, Maintenance and Installation Work
		(1)	(2)	(3)	(4)
C243	Casting of metals	52	568,716	403,924	164,792
C251	Manufacture of structural metal products, tanks, reservoirs and steam generators	428	8,244,846	4,938,713	3,306,132
C252	Manufacture of weapons and ammunition	14	68,674	46,410	22,264
C259	Manufacture of other fabricated metal products; metal working service activities	761	5,045,759	4,028,065	1,017,695
C261	Manufacture of electronic components	145	19,083,622	9,389,374	9,694,248
C262	Manufacture of computers and peripheral equipment and accessories	32	1,182,691	854,200	328,491
C263	Manufacture of communication equipment	12	186,476	79,564	106,913
C264	Manufacture of consumer electronics	18	319,036	301,408	17,628
C265	Manufacture of measuring, testing, navigating and control equipment; watches and clocks	21	40,980	26,238	14,742
C267	Manufacture of optical instruments and photographic equipment	21	434,346	338,651	95,695
C271	Manufacture of electric motors, generators, transformers and electricity distribution and control apparatus	56	313,708	113,520	200,188
C272	Manufacture of batteries and accumulators	11	1,219,720	315,763	903,957
C273	Manufacture of wiring and wiring devices	57	365,633	226,720	138,913
C274	Manufacture of electric lighting equipment	38	355,313	215,755	139,559
C275	Manufacture of domestic appliances	44	88,270	71,482	16,788
C279	Manufacture of other electrical equipment	24	194,023	158,018	36,005
C281	Manufacture of general purpose machinery	132	1,326,542	775,753	550,790
C282	Manufacture of special purpose machinery	210	1,736,476	1,267,437	469,039
C291	Manufacture of motor vehicles	41	1,697,144	1,236,824	460,320
C292	Manufacture of bodies (coachwork) for motor vehicles; manufacture of trailers and semi-trailers	27	32,432	19,410	13,022
C293	Manufacture of parts and accessories for motor vehicles	115	2,922,895	1,261,250	1,661,645
C301	Building of ships and boats	32	1,553,861	1,451,312	102,548
C303	Manufacture of air and spacecraft and related machinery	9	554,492	12,647	541,846
C309	Manufacture of transport equipment, n.e.c.	73	427,653	130,169	297,484
C310	Manufacture of furniture	717	1,038,768	597,142	441,626
C321	Manufacture of jewelry, bijouterie and related articles	77	56,075	34,053	22,022
C322	Manufacture of musical instruments	3	495	-	495
C323	Manufacture of sports goods	23	233,366	211,825	21,541
C324	Manufacture of games and toys	31	11,140	6,804	4,335
C325	Manufacture of medical and dental instruments and supplies	48	1,702,054	599,566	1,102,489
C329	Other manufacturing, n.e.c.	214	374,378	186,134	188,244
C331	Repair of fabricated metal products, machinery and equipment	551	1,594,970	914,847	680,123
C332	Installation of industrial machinery and equipment	8	7,134	3,964	3,170

*Continued*

TABLE 5.4 - *Continued*

2009 PSIC Code	Region/ Industry Description	Number of Establishments	Expenses for Industrial Service Done by Others		
			Total	Contract and Commision Work	Industrial Repair, Maintenance and Installation Work
		(1)	(2)	(3)	(4)
	<b>National Capital Region</b>	<b>6,369</b>	<b>25,302,294</b>	<b>13,628,816</b>	<b>11,673,478</b>
C101	Processing and preserving of meat	37	518,312	28,363	489,949
C102	Processing and preserving of fish, crustaceans and mollusks	38	35,307	10,200	25,107
C103	Processing and preserving of fruits and vegetables	42	143,474	40,460	103,014
C104	Manufacture of vegetable and animal oils and fats	18	338,249	211,112	127,137
C105	Manufacture of dairy products	26	1,524,990	777,452	747,538
C106	Manufacture of grain mill products, starches and starch products	18	1,329,539	1,060,765	268,774
C107	Manufacture of other food products	1,093	1,894,984	677,090	1,217,893
C108	Manufacture of prepared animal feeds	12	179,959	67,387	112,572
C110	Manufacture of beverages	628	874,190	854,949	19,241
C120	Manufacture of tobacco products	6	537,860	6,684	531,176
C131	Spinning, weaving and finishing of textiles	42	75,581	53,257	22,324
C139	Manufacture of other textiles	128	137,750	48,994	88,757
C141	Manufacture of wearing apparel, except fur apparel	362	423,173	410,525	12,648
C142	Custom tailoring and dressmaking	156	21,136	19,068	2,068
C143	Manufacture of knitted and crocheted apparel	15	141,380	134,056	7,323
C151	Tanning and dressing of leather; manufacture of luggage and handbags	28	1,461	420	1,041
C152	Manufacture of footwear	78	22,446	18,768	3,678
C161	Sawmilling and planing of wood	9	2,137	1,770	367
C162	Manufacture of products of wood, cork, straw and plaiting materials	49	38,492	24,192	14,300
C170	Manufacture of paper and paper products	205	2,003,952	1,293,490	710,461
C181	Printing and service activities related to printing	999	1,258,878	744,472	514,406
C182	Reproduction of recorded media	4	1,945	-	1,945
C192	Manufacture of refined petroleum products	10	25,914	20,576	5,339
C199	Manufacture of other fuel products				
C201	Manufacture of basic chemicals	66	182,302	6,823	175,479
C202	Manufacture of other chemical products, n.e.c.	198	1,250,756	838,438	412,318
C203	Manufacture of man-made fibers				
C210	Manufacture of pharmaceuticals, medicinal chemical and botanical products	47	263,496	17,916	245,580
C221	Manufacture of rubber products	69	405,867	390,141	15,726
C222	Manufacture of plastic products	439	1,120,775	330,958	789,817
C231	Manufacture of glass and glass products	29	29,549	-	29,549
C239	Manufacture of non-metallic mineral products, n.e.c.	89	1,115,099	258,350	856,749
C241	Manufacture of basic iron and steel	100	730,834	209,676	521,158
C242	Manufacture of basic precious and other non-ferrous metals	6	11,484	2,919	8,565
C243	Casting of metals	20	520	-	520

*Continued*

TABLE 5.4 - *Continued*

2009 PSIC Code	Region/ Industry Description	Number of Establishments	Expenses for Industrial Service Done by Others		
			Total	Contract and Commision Work	Industrial Repair, Maintenance and Installation Work
		(1)	(2)	(3)	(4)
C251	Manufacture of structural metal products, tanks, reservoirs and steam generators	208	917,250	636,686	280,564
C252	Manufacture of weapons and ammunition	10	68,451	46,373	22,078
C259	Manufacture of other fabricated metal products; metal working service activities	282	2,554,628	2,255,173	299,455
C261	Manufacture of electronic components	14	2,164,233	614,426	1,549,807
C262	Manufacture of computers and peripheral equipment and accessories }	3	3,385	-	3,385
C263	Manufacture of communication equipment }				
C264	Manufacture of consumer electronics	5	10,984	9,611	1,374
C265	Manufacture of measuring, testing, navigating and control equipment; watches and clocks }	9	6,676	-	6,676
C267	Manufacture of optical instruments and photographic equipment }				
C271	Manufacture of electric motors, generators, transformers and electricity distribution and control apparatus	19	13,590	-	13,590
C272	Manufacture of batteries and accumulators	4	560,231	120,934	439,297
C273	Manufacture of wiring and wiring devices	22	27,308	9,387	17,921
C274	Manufacture of electric lighting equipment	12	33,953	28,322	5,631
C275	Manufacture of domestic appliances	20	13,300	11,583	1,717
C279	Manufacture of other electrical equipment	s	s	s	s
C281	Manufacture of general purpose machinery	59	781,216	651,192	130,024
C282	Manufacture of special purpose machinery	75	141,004	112,755	28,248
C291	Manufacture of motor vehicles	13	11,448	9,259	2,189
C292	Manufacture of bodies (coachwork) for motor vehicles; manufacture of trailers and semi-trailers	7	5,742	239	5,504
C293	Manufacture of parts and accessories for motor vehicles	22	180,310	-	180,310
C301	Building of ships and boats	10	156,519	156,492	27
C303	Manufacture of air and spacecraft and related machinery }	27	69,515	-	69,515
C309	Manufacture of transport equipment, n.e.c. }				
C310	Manufacture of furniture	203	472,931	186,910	286,021
C321	Manufacture of jewelry, bijouterie and related articles	14	5,763	3,810	1,952
C322	Manufacture of musical instruments	s	-	-	-
C323	Manufacture of sports goods	6	9,238	60	9,178
C324	Manufacture of games and toys	12	1,210	667	543
C325	Manufacture of medical and dental instruments and supplies	18	16,849	9,433	7,416
C329	Other manufacturing, n.e.c.	69	152,536	18,612	133,924
C331	Repair of fabricated metal products, machinery and equipment	147	280,621	186,854	93,766
C332	Installation of industrial machinery and equipment	s	s	s	s

*Continued*

TABLE 5.4 - *Continued*

2009 PSIC Code	Region/ Industry Description	Number of Establishments	Expenses for Industrial Service Done by Others		
			Total	Contract and Commision Work	Industrial Repair, Maintenance and Installation Work
		(1)	(2)	(3)	(4)
	<b>Cordillera Administrative Region</b>	<b>316</b>	<b>1,292,357</b>	<b>31,417</b>	<b>1,260,941</b>
C101	Processing and preserving of meat	s	-	-	-
C103	Processing and preserving of fruits and vegetables	3	35,177	300	34,876
C105	Manufacture of dairy products	s	s	s	s
C106	Manufacture of grain mill products, starches and starch products	37	151	-	151
C107	Manufacture of other food products	110	8,736	8,736	-
C110	Manufacture of beverages	50	340	205	135
C131	Spinning, weaving and finishing of textiles	16	3,391	80	3,311
C139	Manufacture of other textiles				
C141	Manufacture of wearing apparel, except fur apparel	s	s	s	s
C142	Custom tailoring and dressmaking	20	111	95	17
C162	Manufacture of products of wood, cork, straw and plaiting materials	s	s	s	s
C170	Manufacture of paper and paper products	s	s	s	s
C181	Printing and service activities related to printing	38	19,663	17,015	2,649
C201	Manufacture of basic chemicals	s	s	s	s
C202	Manufacture of other chemical products, n.e.c.	s	-	-	-
C221	Manufacture of rubber products	5	7	-	7
C222	Manufacture of plastic products				
C231	Manufacture of glass and glass products	s	-	-	-
C239	Manufacture of non-metallic mineral products, n.e.c.	s	s	s	s
C241	Manufacture of basic iron and steel	s	-	-	-
C242	Manufacture of basic precious and other non-ferrous metals	s	-	-	-
C251	Manufacture of structural metal products, tanks, reservoirs and steam generators	4	-	-	-
C259	Manufacture of other fabricated metal products; metal working service activities	5	37	9	28
C261	Manufacture of electronic components	4	921,753	3,377	918,377
C281	Manufacture of general purpose machinery	3	988	-	988
C282	Manufacture of special purpose machinery				
C303	Manufacture of air and spacecraft and related machinery	s	s	s	s
C310	Manufacture of furniture	s	s	s	s
C321	Manufacture of jewelry, bijouterie and related articles	s	-	-	-
C331	Repair of fabricated metal products, machinery and equipment	4	420	-	420
	<b>I - Ilocos Region</b>	<b>746</b>	<b>1,712,420</b>	<b>1,161,742</b>	<b>550,678</b>
C101	Processing and preserving of meat	14	176,746	159,200	17,546
C102	Processing and preserving of fish, crustaceans and mollusks	15	-	-	-

*Continued*

TABLE 5.4 - *Continued*

2009 PSIC Code	Region/ Industry Description	Number of Establishments	Expenses for Industrial Service Done by Others		
			Total	Contract and Commision Work	Industrial Repair, Maintenance and Installation Work
		(1)	(2)	(3)	(4)
C103	Processing and preserving of fruits and vegetables	s	s	s	s
C105	Manufacture of dairy products	s	s	s	s
C106	Manufacture of grain mill products, starches and starch products	61	204,423	204,058	365
C107	Manufacture of other food products	274	49,444	42,825	6,619
C108	Manufacture of prepared animal feeds	4	3,195	-	3,195
C110	Manufacture of beverages	126	760,144	699,399	60,744
C120	Manufacture of tobacco products	3	28,506	25,457	3,048
C131	Spinning, weaving and finishing of textiles	6	2,484	2,466	18
C141	Manufacture of wearing apparel, except fur apparel	3	22	-	22
C142	Custom tailoring and dressmaking	9	-	-	-
C162	Manufacture of products of wood, cork, straw and plaiting materials	12	375	-	375
C170	Manufacture of paper and paper products	s	s	s	s
C181	Printing and service activities related to printing	62	462	-	462
C201	Manufacture of basic chemicals	7	38,697	24,430	14,267
C202	Manufacture of other chemical products, n.e.c.				
C210	Manufacture of pharmaceuticals, medicinal chemical and botanical products				
C221	Manufacture of rubber products	s	-	-	-
C222	Manufacture of plastic products	s	-	-	-
C239	Manufacture of non-metallic mineral products, n.e.c.	26	406,948	-	406,948
C241	Manufacture of basic iron and steel	6	7,067	-	7,067
C251	Manufacture of structural metal products, tanks, reservoirs and steam generators	11	3,807	3,807	-
C259	Manufacture of other fabricated metal products; metal working service activities	17	59	59	-
C282	Manufacture of special purpose machinery	5	-	-	-
C292	Manufacture of bodies (coachwork) for motor vehicles; }	6	550	-	550
	manufacture of trailers and semi-trailers }				
C293	Manufacture of parts and accessories for motor vehicles }				
C309	Manufacture of transport equipment, n.e.c.	s	-	-	-
C310	Manufacture of furniture	36	114	-	114
C321	Manufacture of jewelry, bijouterie and related articles }	16	15,449	-	15,449
C324	Manufacture of games and toys }				
C329	Other manufacturing, n.e.c. }				
C331	Repair of fabricated metal products, machinery and equipment	21	1,642	-	1,642
	<b>II - Cagayan Valley</b>	<b>403</b>	<b>1,289,334</b>	<b>1,071,327</b>	<b>218,007</b>
C101	Processing and preserving of meat	4	6,955	1,856	5,099

*Continued*



TABLE 5.4 - *Continued*

2009 PSIC Code	Region/ Industry Description	Number of Establishments	Expenses for Industrial Service Done by Others		
			Total	Contract and Commision Work	Industrial Repair, Maintenance and Installation Work
		(1)	(2)	(3)	(4)
C102	Processing and preserving of fish, crustaceans and mollusks	s	s	s	s
C103	Processing and preserving of fruits and vegetables	3	78	39	40
C105	Manufacture of dairy products	s	-	-	-
C106	Manufacture of grain mill products, starches and starch products	39	12,318	3,279	9,039
C107	Manufacture of other food products	194	47,797	4,965	42,832
C108	Manufacture of prepared animal feeds	5	22,056	10,360	11,696
C110	Manufacture of beverages	46	1,128,811	1,029,636	99,175
C120	Manufacture of tobacco products	s	-	-	-
C131	Spinning, weaving and finishing of textiles	s	s	s	s
C139	Manufacture of other textiles	s	-	-	-
C142	Custom tailoring and dressmaking	7	24	24	-
C162	Manufacture of products of wood, cork, straw and plaiting materials	3	128	128	-
C181	Printing and service activities related to printing	37	193	39	154
C182	Reproduction of recorded media	s	s	s	s
C192	Manufacture of refined petroleum products	s	s	s	s
C199	Manufacture of other fuel products	s	s	s	s
C201	Manufacture of basic chemicals	s	s	s	s
C231	Manufacture of glass and glass products	15	38	15	23
C239	Manufacture of non-metallic mineral products, n.e.c.				
C251	Manufacture of structural metal products, tanks, reservoirs and steam generators	4	19	2	17
C259	Manufacture of other fabricated metal products; metal working service activities	9	193	40	153
C282	Manufacture of special purpose machinery	3	52,154	5,883	46,270
C310	Manufacture of furniture	13	152	152	-
C321	Manufacture of jewelry, bijouterie and related articles	s	s	s	s
C329	Other manufacturing, n.e.c.	s	s	s	s
C331	Repair of fabricated metal products, machinery and equipment	9	255	73	183
<b>III - Central Luzon</b>		<b>2,456</b>	<b>27,911,116</b>	<b>15,194,223</b>	<b>12,716,893</b>
C101	Processing and preserving of meat	79	1,552,858	1,407,735	145,123
C102	Processing and preserving of fish, crustaceans and mollusks	23	107,345	92,311	15,034
C103	Processing and preserving of fruits and vegetables	18	627,194	528,551	98,643
C104	Manufacture of vegetable and animal oils and fats	3	3,149	56	3,093
C105	Manufacture of dairy products	11	4,021	450	3,571
C106	Manufacture of grain mill products, starches and starch products	134	86,707	49,732	36,975

*Continued*

TABLE 5.4 - *Continued*

2009 PSIC Code	Region/ Industry Description	Number of Establishments	Expenses for Industrial Service Done by Others		
			Total	Contract and Commision Work	Industrial Repair, Maintenance and Installation Work
		(1)	(2)	(3)	(4)
C107	Manufacture of other food products	619	3,104,222	2,141,752	962,470
C108	Manufacture of prepared animal feeds	53	397,828	220,937	176,891
C110	Manufacture of beverages	260	2,533,701	2,206,487	327,214
C120	Manufacture of tobacco products	s	s	s	s
C131	Spinning, weaving and finishing of textiles	17	209,942	207,805	2,137
C139	Manufacture of other textiles	44	107,121	99,796	7,325
C141	Manufacture of wearing apparel, except fur apparel	154	207,497	146,249	61,248
C142	Custom tailoring and dressmaking }	23	120	120	-
C143	Manufacture of knitted and crocheted apparel }				
C151	Tanning and dressing of leather; manufacture of luggage and handbags	10	8,412	893	7,519
C152	Manufacture of footwear	11	13,006	6,576	6,430
C161	Sawmilling and planing of wood }	33	3,224	378	2,846
C162	Manufacture of products of wood, cork, straw and plaiting materials }				
C170	Manufacture of paper and paper products	33	208,440	190,443	17,998
C181	Printing and service activities related to printing	123	10,626	4,351	6,275
C192	Manufacture of refined petroleum products	3	3,246,013	-	3,246,013
C201	Manufacture of basic chemicals	19	671,046	297,326	373,719
C202	Manufacture of other chemical products, n.e.c.	29	296,457	259,725	36,732
C210	Manufacture of pharmaceuticals, medicinal chemical and botanical products	19	12,923	6	12,917
C221	Manufacture of rubber products	11	688,131	29,032	659,099
C222	Manufacture of plastic products	90	99,922	57,281	42,641
C231	Manufacture of glass and glass products	8	10,846	6,304	4,542
C239	Manufacture of non-metallic mineral products, n.e.c.	137	3,736,232	2,146,704	1,589,528
C241	Manufacture of basic iron and steel	47	150,997	99,229	51,768
C242	Manufacture of basic precious and other non-ferrous metals	5	802	10	792
C243	Casting of metals	5	15,898	13,620	2,278
C251	Manufacture of structural metal products, tanks, reservoirs and steam generators	49	5,065,019	2,360,227	2,704,793
C252	Manufacture of weapons and ammunition }	37	415,187	251,869	163,317
C259	Manufacture of other fabricated metal products; metal working service activities }				
C261	Manufacture of electronic components	15	939,653	111,782	827,871
C262	Manufacture of computers and peripheral equipment and accessories	5	699,311	626,857	72,454
C264	Manufacture of consumer electronics }	4	105,489	100,900	4,589
C265	Manufacture of measuring, testing, navigating and control equipment; watches and clocks }				
C271	Manufacture of electric motors, generators, transformers and electricity distribution and control apparatus	9	2,836	2,836	-

*Continued*

TABLE 5.4 - Continued

2009 PSIC Code	Region/ Industry Description	Number of Establishments	Expenses for Industrial Service Done by Others		
			Total	Contract and Commision Work	Industrial Repair, Maintenance and Installation Work
		(1)	(2)	(3)	(4)
C272	Manufacture of batteries and accumulators	3	543,898	88,178	455,720
C273	Manufacture of wiring and wiring devices	8	68,246	17,834	50,412
C274	Manufacture of electric lighting equipment	7	8,549	3,661	4,887
C275	Manufacture of domestic appliances	5	372	186	187
C279	Manufacture of other electrical equipment	5	14,779	6,325	8,455
C281	Manufacture of general purpose machinery	13	66,063	20,409	45,654
C282	Manufacture of special purpose machinery	17	19,220	17,073	2,147
C291	Manufacture of motor vehicles	}			
C292	Manufacture of bodies (coachwork) for motor vehicles; manufacture of trailers and semi-trailers	}	2,061	40	2,021
C293	Manufacture of parts and accessories for motor vehicles	7	219,880	15	219,865
C301	Building of ships and boats	s	s	s	s
C303	Manufacture of air and spacecraft and related machinery	5	45,327	12,647	32,680
C309	Manufacture of transport equipment, n.e.c.	23	2,159	1,492	667
C310	Manufacture of furniture	94	37,989	9,204	28,784
C321	Manufacture of jewelry, bijouterie and related articles	13	1,366	-	1,366
C322	Manufacture of musical instruments	s	s	s	s
C323	Manufacture of sports goods	4	121,733	120,317	1,416
C324	Manufacture of games and toys	6	1,296	641	656
C325	Manufacture of medical and dental instruments and supplies	8	96,945	14,880	82,065
C329	Other manufacturing, n.e.c.	46	149,978	145,852	4,125
C331	Repair of fabricated metal products, machinery and equipment	43	324,438	252,647	71,790
C332	Installation of industrial machinery and equipment	s	s	s	s
	<b>IVA - CALABARZON</b>	<b>4,340</b>	<b>62,397,604</b>	<b>39,619,171</b>	<b>22,778,434</b>
C101	Processing and preserving of meat	51	1,367,057	927,893	439,164
C102	Processing and preserving of fish, crustaceans and mollusks	13	11,756	7,587	4,168
C103	Processing and preserving of fruits and vegetables	16	689,405	599,146	90,259
C104	Manufacture of vegetable and animal oils and fats	41	270,727	206,119	64,608
C105	Manufacture of dairy products	21	6,439,036	5,484,715	954,321
C106	Manufacture of grain mill products, starches and starch products	86	147,228	18,401	128,827
C107	Manufacture of other food products	1,144	2,980,612	1,815,015	1,165,597
C108	Manufacture of prepared animal feeds	79	84,331	4,111	80,220
C110	Manufacture of beverages	446	1,704,102	704,344	999,758
C120	Manufacture of tobacco products	3	153,773	1,684	152,089
C131	Spinning, weaving and finishing of textiles	10	52,831	19,693	33,138
C139	Manufacture of other textiles	35	766,455	531,121	235,333
C141	Manufacture of wearing apparel, except fur apparel	259	459,099	219,220	239,879

Continued

TABLE 5.4 - *Continued*

2009 PSIC Code	Region/ Industry Description	Number of Establishments	Expenses for Industrial Service Done by Others		
			Total	Contract and Commision Work	Industrial Repair, Maintenance and Installation Work
		(1)	(2)	(3)	(4)
C142	Custom tailoring and dressmaking	88	-	-	-
C143	Manufacture of knitted and crocheted apparel	3	639	-	639
C151	Tanning and dressing of leather; manufacture of luggage and handbags	6	11,758	11,751	7
C152	Manufacture of footwear	36	179,033	122,218	56,815
C161	Sawmilling and planing of wood	89	688,649	162,797	525,852
C162	Manufacture of products of wood, cork, straw and plaiting materials				
C170	Manufacture of paper and paper products	68	403,300	155,921	247,378
C181	Printing and service activities related to printing	145	199,647	53,739	145,908
C182	Reproduction of recorded media	s	s	s	s
C192	Manufacture of refined petroleum products	6	4,257,280	2,859,678	1,397,602
C199	Manufacture of other fuel products				
C201	Manufacture of basic chemicals	37	454,611	301,815	152,796
C202	Manufacture of other chemical products, n.e.c.	89	1,276,850	1,040,875	235,975
C210	Manufacture of pharmaceuticals, medicinal chemical and botanical products	30	1,166,648	408,843	757,805
C221	Manufacture of rubber products	36	58,490	34,290	24,201
C222	Manufacture of plastic products	170	2,436,948	1,794,386	642,562
C231	Manufacture of glass and glass products	26	1,868,483	1,462,575	405,909
C239	Manufacture of non-metallic mineral products, n.e.c.	116	4,247,389	2,455,037	1,792,352
C241	Manufacture of basic iron and steel	79	545,984	212,549	333,435
C242	Manufacture of basic precious and other non-ferrous metals	9	20,994	235	20,759
C243	Casting of metals	15	515,300	374,331	140,969
C251	Manufacture of structural metal products, tanks, reservoirs and steam generators	102	2,096,570	1,793,153	303,416
C259	Manufacture of other fabricated metal products; metal working service activities	222	1,780,520	1,284,492	496,028
C261	Manufacture of electronic components	99	14,090,425	8,258,595	5,831,829
C262	Manufacture of computers and peripheral equipment and accessories	24	479,491	226,840	252,651
C263	Manufacture of communication equipment	8	31,496	8,841	22,655
C264	Manufacture of consumer electronics	10	202,563	190,898	11,665
C265	Manufacture of measuring, testing, navigating and control equipment; watches and clocks	6	5,597	146	5,451
C267	Manufacture of optical instruments and photographic equipment	7	281,370	209,554	71,816
C271	Manufacture of electric motors, generators, transformers and electricity distribution and control apparatus	25	295,616	110,684	184,932
C272	Manufacture of batteries and accumulators	4	115,591	106,651	8,940
C273	Manufacture of wiring and wiring devices	24	269,471	199,320	70,150
C274	Manufacture of electric lighting equipment	15	306,629	183,664	122,965

*Continued*

TABLE 5.4 - *Continued*

2009 PSIC Code	Region/ Industry Description	Number of Establishments	Expenses for Industrial Service Done by Others		
			Total	Contract and Commision Work	Industrial Repair, Maintenance and Installation Work
		(1)	(2)	(3)	(4)
C275	Manufacture of domestic appliances	14	58,066	45,413	12,653
C279	Manufacture of other electrical equipment	12	178,847	151,690	27,157
C281	Manufacture of general purpose machinery	48	434,694	87,987	346,707
C282	Manufacture of special purpose machinery	76	1,472,700	1,121,986	350,714
C291	Manufacture of motor vehicles	13	1,684,293	1,227,449	456,844
C292	Manufacture of bodies (coachwork) for motor vehicles; manufacture of trailers and semi-trailers	14	24,203	19,171	5,031
C293	Manufacture of parts and accessories for motor vehicles	71	2,319,473	1,197,768	1,121,705
C301	Building of ships and boats	5	153,561	101,273	52,289
C303	Manufacture of air and spacecraft and related machinery	19	498,724	102,015	396,710
C309	Manufacture of transport equipment, n.e.c.				
C310	Manufacture of furniture	92	212,777	160,446	52,331
C321	Manufacture of jewelry, bijouterie and related articles	5	2,676	23	2,654
C323	Manufacture of sports goods	9	101,740	91,392	10,348
C324	Manufacture of games and toys	6	2,716	-	2,716
C325	Manufacture of medical and dental instruments and supplies	16	1,525,607	546,882	978,725
C329	Other manufacturing, n.e.c.	27	29,526	273	29,253
C331	Repair of fabricated metal products, machinery and equipment	116	224,654	155,204	69,449
	<b>MIMAROPA</b>	<b>353</b>	<b>917,319</b>	<b>200,679</b>	<b>716,640</b>
C101	Processing and preserving of meat	s	s	s	s
C103	Processing and preserving of fruits and vegetables	s	-	-	-
C104	Manufacture of vegetable and animal oils and fats	3	977	-	977
C105	Manufacture of dairy products	s	-	-	-
C106	Manufacture of grain mill products, starches and starch products	89	7,862	2,201	5,661
C107	Manufacture of other food products	113	76,300	-	76,300
C110	Manufacture of beverages	61	4,458	1,725	2,733
C131	Spinning, weaving and finishing of textiles	s	-	-	-
C142	Custom tailoring and dressmaking	4	10	10	-
C151	Tanning and dressing of leather; manufacture of luggage and handbags	s	-	-	-
C162	Manufacture of products of wood, cork, straw and plaiting materials	s	s	s	s
C181	Printing and service activities related to printing	28	155	155	-
C192	Manufacture of refined petroleum products	s	-	-	-
C201	Manufacture of basic chemicals	5	161	161	-
C202	Manufacture of other chemical products, n.e.c.				
C210	Manufacture of pharmaceuticals, medicinal chemical and botanical products	s	-	-	-

*Continued*

TABLE 5.4 - *Continued*

2009 PSIC Code	Region/ Industry Description	Number of Establishments	Expenses for Industrial Service Done by Others		
			Total	Contract and Commision Work	Industrial Repair, Maintenance and Installation Work
		(1)	(2)	(3)	(4)
C222	Manufacture of plastic products	s	-	-	-
C239	Manufacture of non-metallic mineral products, n.e.c.	24	270	245	25
C242	Manufacture of basic precious and other non-ferrous metals	s	s	s	s
C259	Manufacture of other fabricated metal products; metal working service activities	6	1,279	-	1,279
C282	Manufacture of special purpose machinery	s	s	s	s
C310	Manufacture of furniture	4	13	13	-
C331	Repair of fabricated metal products, machinery and equipment	5	37	4	32
	<b>V - Bicol Region</b>	<b>760</b>	<b>1,673,231</b>	<b>1,196,772</b>	<b>476,459</b>
C101	Processing and preserving of meat	15	17,021	17,013	8
C102	Processing and preserving of fish, crustaceans and mollusks	24	24	-	24
C103	Processing and preserving of fruits and vegetables	7	634	289	345
C104	Manufacture of vegetable and animal oils and fats	7	135,736	113,292	22,443
C105	Manufacture of dairy products	4	2,653	-	2,653
C106	Manufacture of grain mill products, starches and starch products	127	60,767	4,894	55,873
C107	Manufacture of other food products	261	19,904	10,093	9,811
C108	Manufacture of prepared animal feeds	5	135,650	114,134	21,516
C110	Manufacture of beverages	84	197,010	86,104	110,906
C120	Manufacture of tobacco products	s	-	-	-
C131	Spinning, weaving and finishing of textiles	4	3	-	3
C139	Manufacture of other textiles	10	1,844	1,698	146
C141	Manufacture of wearing apparel, except fur apparel	34	368	358	10
C142	Custom tailoring and dressmaking				
C152	Manufacture of footwear	s	-	-	-
C162	Manufacture of products of wood, cork, straw and plaiting materials	19	19,434	7,474	11,960
C170	Manufacture of paper and paper products	s	-	-	-
C181	Printing and service activities related to printing	63	25,985	7,360	18,625
C192	Manufacture of refined petroleum products	s	s	s	s
C201	Manufacture of basic chemicals	3	19	19	-
C210	Manufacture of pharmaceuticals, medicinal chemical and botanical products	s	s	s	s
C231	Manufacture of glass and glass products	19	309,724	107,401	202,323
C239	Manufacture of non-metallic mineral products, n.e.c.				
C241	Manufacture of basic iron and steel	5	715,011	713,444	1,566
C242	Manufacture of basic precious and other non-ferrous metals				

*Continued*

TABLE 5.4 - *Continued*

2009 PSIC Code	Region/ Industry Description	Number of Establishments	Expenses for Industrial Service Done by Others		
			Total	Contract and Commision Work	Industrial Repair, Maintenance and Installation Work
		(1)	(2)	(3)	(4)
C251	Manufacture of structural metal products, tanks, reservoirs and steam generators	4	2,017	1,825	192
C259	Manufacture of other fabricated metal products; metal working service activities	22	11,170	11,170	-
C282	Manufacture of special purpose machinery	3	214	153	62
C293	Manufacture of parts and accessories for motor vehicles	s	s	s	s
C310	Manufacture of furniture	14	1,162	-	1,162
C329	Other manufacturing, n.e.c.	9	37	-	37
C331	Repair of fabricated metal products, machinery and equipment	9	-	-	-
	<b>VI - Western Visayas</b>	<b>1,208</b>	<b>2,244,163</b>	<b>1,251,511</b>	<b>992,652</b>
C101	Processing and preserving of meat	15	8,667	8,542	125
C102	Processing and preserving of fish, crustaceans and mollusks	20	23,572	19,988	3,584
C103	Processing and preserving of fruits and vegetables	3	329	158	172
C104	Manufacture of vegetable and animal oils and fats	3	8,034	7,789	245
C105	Manufacture of dairy products	4	-	-	-
C106	Manufacture of grain mill products, starches and starch products	77	149,284	103,009	46,274
C107	Manufacture of other food products	594	1,131,618	697,354	434,263
C108	Manufacture of prepared animal feeds	3	47,865	16,932	30,934
C110	Manufacture of beverages	180	427,827	190,742	237,086
C131	Spinning, weaving and finishing of textiles	5	2,147	467	1,680
C139	Manufacture of other textiles	3	-	-	-
C141	Manufacture of wearing apparel, except fur apparel	12	10,441	9,110	1,331
C142	Custom tailoring and dressmaking	28	2,322	-	2,322
C161	Sawmilling and planing of wood	11	6,512	4,813	1,698
C162	Manufacture of products of wood, cork, straw and plaiting materials				
C170	Manufacture of paper and paper products	s	s	s	s
C181	Printing and service activities related to printing	79	1,575	180	1,395
C199	Manufacture of other fuel products	s	s	s	s
C201	Manufacture of basic chemicals	10	309,952	131,368	178,584
C202	Manufacture of other chemical products, n.e.c.	3	64	64	-
C210	Manufacture of pharmaceuticals, medicinal chemical and botanical products	4	3,438	-	3,438
C222	Manufacture of plastic products	8	9,194	-	9,194
C231	Manufacture of glass and glass products	49	16,124	5,686	10,437
C239	Manufacture of non-metallic mineral products, n.e.c.				
C241	Manufacture of basic iron and steel				
C243	Casting of metals	8	1,323	-	1,323

*Continued*

TABLE 5.4 - *Continued*

2009 PSIC Code	Region/ Industry Description	Number of Establishments	Expenses for Industrial Service Done by Others		
			Total	Contract and Commision Work	Industrial Repair, Maintenance and Installation Work
		(1)	(2)	(3)	(4)
C251	Manufacture of structural metal products, tanks, reservoirs and steam generators	4	50,375	48,995	1,380
C259	Manufacture of other fabricated metal products; metal working service activities	12	940	507	433
C273	Manufacture of wiring and wiring devices	s	s	s	s
C275	Manufacture of domestic appliances	s	-	-	-
C282	Manufacture of special purpose machinery	4	4,144	1,613	2,531
C310	Manufacture of furniture	44	23,990	4,052	19,939
C329	Other manufacturing, n.e.c.	5	1,885	123	1,762
C331	Repair of fabricated metal products, machinery and equipment	19	2,332	-	2,332
	<b>VII - Central Visayas</b>	<b>2,853</b>	<b>10,719,112</b>	<b>7,144,619</b>	<b>3,574,492</b>
C101	Processing and preserving of meat	28	473,626	343,463	130,163
C102	Processing and preserving of fish, crustaceans and mollusks	36	123,058	24,860	98,198
C103	Processing and preserving of fruits and vegetables	15	28,017	-	28,017
C104	Manufacture of vegetable and animal oils and fats	11	34,139	5,846	28,293
C105	Manufacture of dairy products	7	11,412	2	11,410
C106	Manufacture of grain mill products, starches and starch products	40	36,561	-	36,561
C107	Manufacture of other food products	1,297	168,671	119,251	49,420
C108	Manufacture of prepared animal feeds	10	1,154,276	737,139	417,138
C110	Manufacture of beverages	367	1,194,163	859,094	335,069
C131	Spinning, weaving and finishing of textiles	3	56	1	55
C139	Manufacture of other textiles	18	3,021	3	3,018
C141	Manufacture of wearing apparel, except fur apparel	43	1,552,196	1,515,411	36,785
C142	Custom tailoring and dressmaking	24	576	-	576
C151	Tanning and dressing of leather; manufacture of luggage and handbags	s	s	s	s
C152	Manufacture of footwear	14	6,367	-	6,367
C161	Sawmilling and planing of wood	29	45,554	30,957	14,596
C162	Manufacture of products of wood, cork, straw and plaiting materials				
C170	Manufacture of paper and paper products	24	86,657	-	86,657
C181	Printing and service activities related to printing	222	40,309	264	40,046
C199	Manufacture of other fuel products	s	-	-	-
C201	Manufacture of basic chemicals	19	93,077	44,848	48,229
C202	Manufacture of other chemical products, n.e.c.	36	125,480	99,883	25,598
C203	Manufacture of man-made fibers				
C210	Manufacture of pharmaceuticals, medicinal chemical and botanical products				
		8	5,048	2,761	2,287

*Continued*



TABLE 5.4 - *Continued*

2009 PSIC Code	Region/ Industry Description	Number of Establishments	Expenses for Industrial Service Done by Others		
			Total	Contract and Commision Work	Industrial Repair, Maintenance and Installation Work
		(1)	(2)	(3)	(4)
C221	Manufacture of rubber products	9	30,137	-	30,137
C222	Manufacture of plastic products	70	162,415	71,701	90,714
C231	Manufacture of glass and glass products	9	12,900	4,206	8,694
C239	Manufacture of non-metallic mineral products, n.e.c.	76	1,829,859	1,370,325	459,534
C241	Manufacture of basic iron and steel	27	186,598	80,216	106,383
C242	Manufacture of basic precious and other non-ferrous metals				
C243	Casting of metals				
C251	Manufacture of structural metal products, tanks, reservoirs and steam generators	19	59,510	56,287	3,223
C252	Manufacture of weapons and ammunition	s	s	s	s
C259	Manufacture of other fabricated metal products; metal working service activities	47	195,123	163,238	31,885
C261	Manufacture of electronic components	13	967,558	401,194	566,364
C262	Manufacture of computers and peripheral equipment and accessories	4	155,485	71,227	84,258
C263	Manufacture of communication equipment				
C265	Manufacture of measuring, testing, navigating and control equipment; watches and clocks				
C267	Manufacture of optical instruments and photographic equipment	13	148,112	129,097	19,015
C271	Manufacture of electric motors, generators, transformers and electricity distribution and control apparatus	3	1,666	-	1,666
C273	Manufacture of wiring and wiring devices	s	s	s	s
C274	Manufacture of electric lighting equipment	4	6,182	107	6,075
C275	Manufacture of domestic appliances	3	16,419	14,300	2,119
C281	Manufacture of general purpose machinery	8	43,578	16,165	27,414
C282	Manufacture of special purpose machinery	7	2,830	332	2,498
C291	Manufacture of motor vehicles	8	648	-	648
C292	Manufacture of bodies (coachwork) for motor vehicles; manufacture of trailers and semi-trailers	10	203,225	63,459	139,766
C293	Manufacture of parts and accessories for motor vehicles				
C301	Building of ships and boats	6	370,757	358,563	12,194
C309	Manufacture of transport equipment, n.e.c.	s	s	s	s
C310	Manufacture of furniture	133	280,311	230,545	49,767
C321	Manufacture of jewelry, bijouterie and related articles	37	46,161	30,113	16,048
C322	Manufacture of musical instruments	s	s	s	s
C323	Manufacture of sports goods	s	s	s	s
C324	Manufacture of games and toys	3	5,852	5,431	421
C325	Manufacture of medical and dental instruments and supplies	5	61,682	27,400	34,283
C329	Other manufacturing, n.e.c.	18	7,814	5,654	2,160

*Continued*

TABLE 5.4 - *Continued*

2009 PSIC Code	Region/ Industry Description	Number of Establishments	Expenses for Industrial Service Done by Others		
			Total	Contract and Commision Work	Industrial Repair, Maintenance and Installation Work
		(1)	(2)	(3)	(4)
C331	Repair of fabricated metal products, machinery and equipment	54	607,678	193,057	414,622
	<b>VIII - Eastern Visayas</b>	<b>871</b>	<b>1,714,534</b>	<b>162,558</b>	<b>1,551,976</b>
C101	Processing and preserving of meat	s	s	s	s
C102	Processing and preserving of fish, crustaceans and mollusks	3	4,259	-	4,259
C103	Processing and preserving of fruits and vegetables	s	-	-	-
C104	Manufacture of vegetable and animal oils and fats	6	18,448	-	18,448
C106	Manufacture of grain mill products, starches and starch products	97	33,896	30,128	3,768
C107	Manufacture of other food products	529	42,238	12,068	30,170
C110	Manufacture of beverages	108	31,617	15,828	15,789
C139	Manufacture of other textiles	s	-	-	-
C142	Custom tailoring and dressmaking	3	-	-	-
C162	Manufacture of products of wood, cork, straw and plaiting materials	s	s	s	s
C170	Manufacture of paper and paper products	3	10,721	456	10,265
C181	Printing and service activities related to printing	36	-	-	-
C192	Manufacture of refined petroleum products	s	s	s	s
C201	Manufacture of basic chemicals	7	80,062	62,650	17,412
C202	Manufacture of other chemical products, n.e.c.				
C210	Manufacture of pharmaceuticals, medicinal chemical and botanical products				
C221	Manufacture of rubber products	s	s	s	s
C222	Manufacture of plastic products	s	s	s	s
C231	Manufacture of glass and glass products	6	149	7	142
C239	Manufacture of non-metallic mineral products, n.e.c.	18	61,175	37,504	23,671
C242	Manufacture of basic precious and other non-ferrous metals	s	s	s	s
C243	Casting of metals	s	-	-	-
C251	Manufacture of structural metal products, tanks, reservoirs and steam generators	s	-	-	-
C259	Manufacture of other fabricated metal products; metal working service activities	18	-	-	-
C273	Manufacture of wiring and wiring devices	s	s	s	s
C282	Manufacture of special purpose machinery	s	s	s	s
C310	Manufacture of furniture	9	38	20	18
C329	Other manufacturing, n.e.c.	7	3,363	2,613	750
C331	Repair of fabricated metal products, machinery and equipment	6	-	-	-

*Continued*

TABLE 5.4 - *Continued*

2009 PSIC Code	Region/ Industry Description	Number of Establishments	Expenses for Industrial Service Done by Others		
			Total	Contract and Commision Work	Industrial Repair, Maintenance and Installation Work
		(1)	(2)	(3)	(4)
	<b>IX - Zamboanga Peninsula</b>	<b>522</b>	<b>521,259</b>	<b>256,348</b>	<b>264,911</b>
C101	Processing and preserving of meat	6	1,870	1,102	768
C102	Processing and preserving of fish, crustaceans and mollusks	23	298,019	109,003	189,016
C103	Processing and preserving of fruits and vegetables	s	s	s	s
C104	Manufacture of vegetable and animal oils and fats	4	47,214	-	47,214
C105	Manufacture of dairy products	s	s	s	s
C106	Manufacture of grain mill products, starches and starch products	79	12,304	4,430	7,875
C107	Manufacture of other food products	244	13,154	538	12,616
C108	Manufacture of prepared animal feeds	s	-	-	-
C110	Manufacture of beverages	53	112,419	111,935	484
C142	Custom tailoring and dressmaking	10	73	11	62
C161	Sawmilling and planing of wood	3	290	-	290
C162	Manufacture of products of wood, cork, straw and plaiting materials				
C181	Printing and service activities related to printing	33	258	146	112
C202	Manufacture of other chemical products, n.e.c.	s	s	s	s
C221	Manufacture of rubber products	5	1,914	93	1,821
C222	Manufacture of plastic products	3	377	226	151
C231	Manufacture of glass and glass products	12	1,075	592	483
C239	Manufacture of non-metallic mineral products, n.e.c.				
C241	Manufacture of basic iron and steel	s	s	s	s
C251	Manufacture of structural metal products, tanks, reservoirs and steam generators	s	s	s	s
C259	Manufacture of other fabricated metal products; metal working service activities	5	16,285	13,260	3,026
C301	Building of ships and boats	s	s	s	s
C310	Manufacture of furniture	13	1,813	1,770	43
C324	Manufacture of games and toys	7	11,581	11,576	5
C329	Other manufacturing, n.e.c.				
C331	Repair of fabricated metal products, machinery and equipment	14	1,212	802	410
	<b>X - Northern Mindanao</b>	<b>774</b>	<b>6,553,598</b>	<b>4,774,307</b>	<b>1,779,291</b>
C101	Processing and preserving of meat	14	12,448	10,833	1,615
C102	Processing and preserving of fish, crustaceans and mollusks	s	s	s	s
C103	Processing and preserving of fruits and vegetables	12	2,498,936	2,231,206	267,730
C104	Manufacture of vegetable and animal oils and fats	10	260,059	149,658	110,400
C105	Manufacture of dairy products	6	27,202	6,825	20,378

*Continued*

TABLE 5.4 - *Continued*

2009 PSIC Code	Region/ Industry Description	Number of Establishments	Expenses for Industrial Service Done by Others		
			Total	Contract and Commision Work	Industrial Repair, Maintenance and Installation Work
		(1)	(2)	(3)	(4)
C106	Manufacture of grain mill products, starches and starch products	85	358,167	324,002	34,165
C107	Manufacture of other food products	311	771,542	404,199	367,343
C108	Manufacture of prepared animal feeds	6	1,288	1,192	96
C110	Manufacture of beverages	51	1,455,043	1,202,881	252,161
C139	Manufacture of other textiles	s	s	s	s
C141	Manufacture of wearing apparel, except fur apparel	4	1,252	1,232	20
C142	Custom tailoring and dressmaking	25	31	21	10
C152	Manufacture of footwear	s	s	s	s
C161	Sawmilling and planing of wood	21	33,000	17,900	15,100
C162	Manufacture of products of wood, cork, straw and plaiting materials	9	1,482	224	1,257
C170	Manufacture of paper and paper products	8	60,177	-	60,177
C181	Printing and service activities related to printing	70	151,568	114,009	37,559
C192	Manufacture of refined petroleum products	s	s	s	s
C201	Manufacture of basic chemicals	10	251,226	145,294	105,932
C202	Manufacture of other chemical products, n.e.c.	4	82,636	46,687	35,949
C210	Manufacture of pharmaceuticals, medicinal chemical and botanical products	s	s	s	s
C221	Manufacture of rubber products	s	s	s	s
C222	Manufacture of plastic products	5	1,610	724	886
C231	Manufacture of glass and glass products	27	2,596	2,488	108
C239	Manufacture of non-metallic mineral products, n.e.c.				
C241	Manufacture of basic iron and steel	11	465,533	36,785	428,748
C243	Casting of metals	s	s	s	s
C251	Manufacture of structural metal products, tanks, reservoirs and steam generators	5	244	184	60
C252	Manufacture of weapons and ammunition	s	s	s	s
C259	Manufacture of other fabricated metal products; metal working service activities	11	5,333	5,333	-
C282	Manufacture of special purpose machinery	4	43,739	7,268	36,470
C291	Manufacture of motor vehicles	4	97	75	21
C292	Manufacture of bodies (coachwork) for motor vehicles; manufacture of trailers and semi-trailers	s	-	-	-
C310	Manufacture of furniture	13	1,447	1,359	88
C321	Manufacture of jewelry, bijouterie and related articles	3	1,005	1,005	-
C324	Manufacture of games and toys				
C325	Manufacture of medical and dental instruments and supplies				
C329	Other manufacturing, n.e.c.				
C331	Repair of fabricated metal products, machinery and equipment	28	7,831	6,471	1,360

*Continued*

TABLE 5.4 - *Continued*

2009 PSIC Code	Region/ Industry Description	Number of Establishments	Expenses for Industrial Service Done by Others		
			Total	Contract and Commision Work	Industrial Repair, Maintenance and Installation Work
		(1)	(2)	(3)	(4)
	<b>XI - Davao Region</b>	<b>1,173</b>	<b>4,326,824</b>	<b>2,835,389</b>	<b>1,491,435</b>
C101	Processing and preserving of meat	14	19,005	8,959	10,046
C102	Processing and preserving of fish, crustaceans and mollusks	3	587	100	487
C103	Processing and preserving of fruits and vegetables	15	56,413	20,205	36,208
C104	Manufacture of vegetable and animal oils and fats	19	2,068,075	1,482,883	585,191
C105	Manufacture of dairy products	3	42	-	42
C106	Manufacture of grain mill products, starches and starch products	70	53,152	7,520	45,632
C107	Manufacture of other food products	551	199,015	28,415	170,600
C108	Manufacture of prepared animal feeds	11	17,498	6,128	11,370
C110	Manufacture of beverages	64	642,724	320,895	321,829
C120	Manufacture of tobacco products	s	-	-	-
C131	Spinning, weaving and finishing of textiles	4	3,068	2,632	436
C139	Manufacture of other textiles	9	7,297	-	7,297
C141	Manufacture of wearing apparel, except fur apparel	4	6	-	6
C142	Custom tailoring and dressmaking	53	4,829	-	4,829
C152	Manufacture of footwear	4	128	-	128
C161	Sawmilling and planing of wood	}			
C162	Manufacture of products of wood, cork, straw and plaiting materials	}	22	9,981	1,761
		}			8,220
C170	Manufacture of paper and paper products	13	236,135	200,142	35,993
C181	Printing and service activities related to printing	78	2,203	-	2,203
C192	Manufacture of refined petroleum products	s	-	-	-
C201	Manufacture of basic chemicals	11	33,621	22	33,598
C202	Manufacture of other chemical products, n.e.c.	17	68,642	36,979	31,664
C210	Manufacture of pharmaceuticals, medicinal chemical and botanical products	4	-	-	-
C221	Manufacture of rubber products	4	2,537	-	2,537
C222	Manufacture of plastic products	28	66,777	30,541	36,236
C231	Manufacture of glass and glass products	4	545	-	545
C239	Manufacture of non-metallic mineral products, n.e.c.	20	715,045	620,884	94,162
C241	Manufacture of basic iron and steel	17	993	-	993
C242	Manufacture of basic precious and other non-ferrous metals	4	9,017	-	9,017
C243	Casting of metals	s	s	s	s
C251	Manufacture of structural metal products, tanks, reservoirs and steam generators	12	48,252	36,649	11,604
C252	Manufacture of weapons and ammunition	s	-	-	-
C259	Manufacture of other fabricated metal products; metal working service activities	23	48,730	29,308	19,421

*Continued*

TABLE 5.4 - *Continued*

2009 PSIC Code	Region/ Industry Description	Number of Establishments	Expenses for Industrial Service Done by Others		
			Total	Contract and Commision Work	Industrial Repair, Maintenance and Installation Work
		(1)	(2)	(3)	(4)
C265	Manufacture of measuring, testing, navigating and control equipment; watches and clocks	s	s	s	s
C275	Manufacture of domestic appliances	s	s	s	s
C279	Manufacture of other electrical equipment	s	s	s	s
C281	Manufacture of general purpose machinery	3	3	-	3
C282	Manufacture of special purpose machinery	6	45	38	8
C291	Manufacture of motor vehicles	s	s	s	s
C293	Manufacture of parts and accessories for motor vehicles	s	-	-	-
C301	Building of ships and boats	}	4,162	-	4,162
C309	Manufacture of transport equipment, n.e.c.				
C310	Manufacture of furniture	27	1,265	-	1,265
C321	Manufacture of jewelry, bijouterie and related articles	s	s	s	s
C329	Other manufacturing, n.e.c.	6	1,050	722	328
C331	Repair of fabricated metal products, machinery and equipment	37	3,217	600	2,617
	<b>XII - SOCCSKSARGEN</b>	<b>629</b>	<b>2,070,832</b>	<b>1,270,746</b>	<b>800,086</b>
C101	Processing and preserving of meat	9	43,342	24,560	18,783
C102	Processing and preserving of fish, crustaceans and mollusks	24	573,023	345,547	227,476
C103	Processing and preserving of fruits and vegetables	3	906,340	597,233	309,106
C104	Manufacture of vegetable and animal oils and fats	5	109,637	50,173	59,465
C105	Manufacture of dairy products	s	s	s	s
C106	Manufacture of grain mill products, starches and starch products	110	75,074	160	74,914
C107	Manufacture of other food products	203	42,247	11,417	30,830
C108	Manufacture of prepared animal feeds	5	10,789	2,914	7,875
C110	Manufacture of beverages	37	1,265	547	719
C131	Spinning, weaving and finishing of textiles	}	138	-	138
C139	Manufacture of other textiles				
C141	Manufacture of wearing apparel, except fur apparel	4	227	182	46
C142	Custom tailoring and dressmaking	8	182	18	164
C152	Manufacture of footwear	s	-	-	-
C161	Sawmilling and planing of wood	3	4,957	4,301	657
C162	Manufacture of products of wood, cork, straw and plaiting materials	5	1,733	66	1,667
C170	Manufacture of paper and paper products	s	s	s	s
C181	Printing and service activities related to printing	70	109,484	85,947	23,537
C192	Manufacture of refined petroleum products	s	s	s	s
C201	Manufacture of basic chemicals	4	3,821	3,269	552
C202	Manufacture of other chemical products, n.e.c.	5	1,426	-	1,426

*Continued*

TABLE 5.4 - *Continued*

2009 PSIC Code	Region/ Industry Description	Number of Establishments	Expenses for Industrial Service Done by Others		
			Total	Contract and Commision Work	Industrial Repair, Maintenance and Installation Work
		(1)	(2)	(3)	(4)
C210	Manufacture of pharmaceuticals, medicinal chemical and botanical products	s	s	s	s
C221	Manufacture of rubber products	5	306	2	304
C222	Manufacture of plastic products	s	-	-	-
C231	Manufacture of glass and glass products	20	504	-	504
C239	Manufacture of non-metallic mineral products, n.e.c.				
C241	Manufacture of basic iron and steel	4	60	60	-
C243	Casting of metals	s	s	s	s
C251	Manufacture of structural metal products, tanks, reservoirs and steam generators	4	734	33	701
C259	Manufacture of other fabricated metal products; metal working service activities	38	15,768	13,198	2,569
C282	Manufacture of special purpose machinery	4	2	-	2
C301	Building of ships and boats	3	30,455	18,506	11,949
C309	Manufacture of transport equipment, n.e.c.				
C310	Manufacture of furniture	11	1,345	650	694
C323	Manufacture of sports goods	s	-	-	-
C331	Repair of fabricated metal products, machinery and equipment	31	124,027	106,821	17,206
	<b>XIII - Caraga</b>	<b>440</b>	<b>3,231,074</b>	<b>879,574</b>	<b>2,351,500</b>
C101	Processing and preserving of meat	4	9,055	1,827	7,228
C102	Processing and preserving of fish, crustaceans and mollusks	s	s	s	s
C103	Processing and preserving of fruits and vegetables	s	-	-	-
C104	Manufacture of vegetable and animal oils and fats	5	60,161	42,842	17,319
C106	Manufacture of grain mill products, starches and starch products	49	28,955	26,375	2,581
C107	Manufacture of other food products	185	24,280	-	24,280
C108	Manufacture of prepared animal feeds	s	s	s	s
C110	Manufacture of beverages	71	7,167	7,062	105
C139	Manufacture of other textiles	s	s	s	s
C142	Custom tailoring and dressmaking	9	94	94	-
C152	Manufacture of footwear	s	-	-	-
C161	Sawmilling and planing of wood	5	4,748	4,605	143
C162	Manufacture of products of wood, cork, straw and plaiting materials	10	31,321	26,277	5,045
C181	Printing and service activities related to printing	33	3,622	660	2,962
C199	Manufacture of other fuel products	s	-	-	-
C201	Manufacture of basic chemicals	5	17,460	-	17,460
C202	Manufacture of other chemical products, n.e.c.				
C221	Manufacture of rubber products	s	s	s	s

*Continued*

TABLE 5.4 - *Concluded*

2009 PSIC Code	Region/ Industry Description	Number of Establishments	Expenses for Industrial Service Done by Others		
			Total	Contract and Commision Work	Industrial Repair, Maintenance and Installation Work
		(1)	(2)	(3)	(4)
C231	Manufacture of glass and glass products }	14	189,263	106,585	82,679
C239	Manufacture of non-metallic mineral products, n.e.c. }				
C241	Manufacture of basic iron and steel }				
C242	Manufacture of basic precious and other non-ferrous metals }	3	2,824,380	643,131	2,181,250
C251	Manufacture of structural metal products, tanks, reservoirs and steam generators }				
C259	Manufacture of other fabricated metal products; metal working service activities }				
C282	Manufacture of special purpose machinery	s	s	s	s
C301	Building of ships and boats	s	s	s	s
C309	Manufacture of transport equipment, n.e.c.	s	-	-	-
C310	Manufacture of furniture	10	1,486	421	1,065
C321	Manufacture of jewelry, bijouterie and related articles	4	99	99	-
C324	Manufacture of games and toys }	3	599	347	252
C329	Other manufacturing, n.e.c. }				
C331	Repair of fabricated metal products, machinery and equipment	10	16,607	12,312	4,295
	<b>Autonomous Region in Muslim Mindanao</b>	<b>57</b>	<b>102,604</b>	<b>683</b>	<b>101,922</b>
C101	Processing and preserving of meat	s	-	-	-
C104	Manufacture of vegetable and animal oils and fats	s	s	s	s
C106	Manufacture of grain mill products, starches and starch products	21	97,307	28	97,279
C107	Manufacture of other food products	18	367	132	235
C108	Manufacture of prepared animal feeds	s	-	-	-
C110	Manufacture of beverages	7	131	131	-
C142	Custom tailoring and dressmaking	s	s	s	s
C221	Manufacture of rubber products	s	s	s	s
C239	Manufacture of non-metallic mineral products, n.e.c.	s	s	s	s
C301	Building of ships and boats	s	s	s	s
C310	Manufacture of furniture	s	s	s	s

- zero value

} Combined data

s Suppressed data

Notes: Values are in thousand pesos, except number of establishments.

Details may not add-up to total due to rounding and/or statistical disclosure control.

Source: Philippine Statistics Authority, 2019 Annual Survey of Philippine Business and Industry (Final Results)



Table 5.5. Number of Establishments and Expense for Non-Industrial Services Done by Others by Type for Manufacturing Establishments by Region and Industry Group: Philippines, 2019

2009 PSIC Code	Region/ Industry Description	Number of Establishments	Expense for Non-Industrial Service Done by Others			
			Total	Rent Expense for Land	Rental Expense for Buildings, Warehouses and Other Structures	Rental Expense for Machinery and Transport Equipment
		(1)	(2)	(3)	(4)	(5)
	<b>Philippines</b>	<b>24,270</b>	<b>407,236,254</b>	<b>7,155,415</b>	<b>22,577,561</b>	<b>14,674,663</b>
C101	Processing and preserving of meat	294	9,055,167	315,897	534,448	10,637
C102	Processing and preserving of fish, crustaceans and mollusks	225	3,544,266	75,843	308,743	20,665
C103	Processing and preserving of fruits and vegetables	144	2,673,471	289,080	205,084	16,863
C104	Manufacture of vegetable and animal oils and fats	136	3,719,412	31,908	159,095	16,724
C105	Manufacture of dairy products	89	42,065,236	57,600	2,141,127	6,914,234
C106	Manufacture of grain mill products, starches and starch products	1,218	8,847,239	26,266	343,283	21,021
C107	Manufacture of other food products	7,739	49,094,133	504,658	2,359,129	1,210,143
C108	Manufacture of prepared animal feeds	196	4,275,611	5,484	251,677	57,977
C110	Manufacture of beverages	2,637	30,063,720	537,916	1,795,222	278,233
C120	Manufacture of tobacco products	19	10,030,688	695,902	1,818,981	687,556
C131	Spinning, weaving and finishing of textiles	109	384,128	25,175	19,518	5,716
C139	Manufacture of other textiles	254	1,181,819	32,765	59,896	3,005
C141	Manufacture of wearing apparel, except fur apparel	849	5,652,969	163,721	703,096	10,985
C142	Custom tailoring and dressmaking	500	235,728	3,135	108,524	32,724
C143	Manufacture of knitted and crocheted apparel	19	552,071	-	17,578	-
C151	Tanning and dressing of leather; manufacture of luggage and handbags	46	351,748	-	30,658	1,273
C152	Manufacture of footwear	148	436,020	55,544	24,512	4,484
C161	Sawmilling and planing of wood	48	140,509	1,876	14,321	1,200
C162	Manufacture of products of wood, cork, straw and plaiting materials	290	1,950,634	3,256	86,643	11,434
C170	Manufacture of paper and paper products	361	5,728,754	48,196	381,615	36,389
C181	Printing and service activities related to printing	2,113	4,675,022	103,068	1,116,886	13,029
C182	Reproduction of recorded media	6	37,152	120	14,768	-
C192	Manufacture of refined petroleum products	26	22,554,862	13,314	1,231,870	2,244,114
C199	Manufacture of other fuel products	7	129,691	26,086	8,577	608
C201	Manufacture of basic chemicals	196	17,861,925	192,026	740,754	381,175
C202	Manufacture of other chemical products, n.e.c.	390	13,253,232	180,514	921,037	367,106
C203	Manufacture of man-made fibers	3	22,628	-	-	-
C210	Manufacture of pharmaceuticals, medicinal chemical and botanical products	121	3,535,975	40,536	228,070	63,095
C221	Manufacture of rubber products	147	1,328,992	43,373	52,584	30,241
C222	Manufacture of plastic products	820	8,126,598	215,377	363,184	28,681
C231	Manufacture of glass and glass products	92	721,150	49,211	51,743	4,992
C239	Manufacture of non-metallic mineral products, n.e.c.	654	17,416,193	161,987	647,904	605,182
C241	Manufacture of basic iron and steel	299	6,802,700	198,615	443,391	27,474
C242	Manufacture of basic precious and other non-ferrous metals	33	3,761,412	145,413	155,767	34,657

Continued

TABLE 5.5 - *Continued*

2009 PSIC Code	Region/ Industry Description	Number of Establishments	Expense for Non-Industrial Service Done by Others			
			Total	Rent Expense for Land	Rental Expense for Buildings, Warehouses and Other Structures	Rental Expense for Machinery and Transport Equipment
		(1)	(2)	(3)	(4)	(5)
C243	Casting of metals	52	440,454	38,575	17,919	26,572
C251	Manufacture of structural metal products, tanks, reservoirs and steam generators	428	35,062,588	226,989	376,055	28,087
C252	Manufacture of weapons and ammunition	14	216,090	676	8,534	170
C259	Manufacture of other fabricated metal products; metal working service activities	761	7,344,050	442,303	635,972	31,159
C261	Manufacture of electronic components	145	24,125,130	824,389	554,566	392,007
C262	Manufacture of computers and peripheral equipment and accessories	32	1,905,788	101,358	127,484	3,942
C263	Manufacture of communication equipment	12	641,418	7,994	35,673	13,677
C264	Manufacture of consumer electronics	18	571,543	17,722	32,822	142,258
C265	Manufacture of measuring, testing, navigating and control equipment; watches and clocks	21	199,994	28,312	13,655	24
C267	Manufacture of optical instruments and photographic equipment	21	830,857	37,525	29,193	52,471
C271	Manufacture of electric motors, generators, transformers and electricity distribution and control apparatus	56	1,219,302	46,429	176,410	257
C272	Manufacture of batteries and accumulators	11	811,235	102,544	26,253	3,229
C273	Manufacture of wiring and wiring devices	57	1,088,029	51,214	67,321	450
C274	Manufacture of electric lighting equipment	38	548,760	31,509	56,142	20,116
C275	Manufacture of domestic appliances	44	507,223	3,201	42,783	1,772
C279	Manufacture of other electrical equipment	24	563,831	22,301	104,672	7,638
C281	Manufacture of general purpose machinery	132	6,081,699	73,902	283,604	84,637
C282	Manufacture of special purpose machinery	210	2,706,270	178,931	323,105	60,191
C291	Manufacture of motor vehicles	41	5,477,544	58,761	189,877	15,745
C292	Manufacture of bodies (coachwork) for motor vehicles; manufacture of trailers and semi-trailers	27	335,656	958	48,287	-
C293	Manufacture of parts and accessories for motor vehicles	115	11,454,055	128,179	343,300	51,312
C301	Building of ships and boats	32	657,610	17,519	8,811	15,575
C303	Manufacture of air and spacecraft and related machinery	9	2,785,317	56,761	33,796	291,990
C309	Manufacture of transport equipment, n.e.c.	73	12,713,669	31,748	721,028	4,670
C310	Manufacture of furniture	717	2,493,405	118,040	485,891	16,234
C321	Manufacture of jewelry, bijouterie and related articles	77	204,204	4,940	44,746	4,988
C322	Manufacture of musical instruments	3	6,919	1,139	290	-
C323	Manufacture of sports goods	23	249,692	4,690	51,950	500
C324	Manufacture of games and toys	31	180,579	15,453	56,844	576
C325	Manufacture of medical and dental instruments and supplies	48	1,206,547	33,072	40,397	15,629
C329	Other manufacturing, n.e.c.	214	655,273	38,092	152,202	3,532
C331	Repair of fabricated metal products, machinery and equipment	551	3,735,320	164,728	148,054	243,635
C332	Installation of industrial machinery and equipment	8	5,350	1,600	240	-

*Continued*

TABLE 5.5 - *Continued*

2009 PSIC Code	Region/ Industry Description	Number of Establishments	Expense for Non-Industrial Service Done by Others			
			Total	Rent Expense for Land	Rental Expense for Buildings, Warehouses and Other Structures	Rental Expense for Machinery and Transport Equipment
		(1)	(2)	(3)	(4)	(5)
	<b>National Capital Region</b>	<b>6,369</b>	<b>170,178,641</b>	<b>1,299,580</b>	<b>3,684,387</b>	<b>7,896,832</b>
C101	Processing and preserving of meat	37	2,233,628	131,865	50,650	6,076
C102	Processing and preserving of fish, crustaceans and mollusks	38	346,328	35,991	73,130	259
C103	Processing and preserving of fruits and vegetables	42	84,795	7	5,092	524
C104	Manufacture of vegetable and animal oils and fats	18	573,084	-	3,183	1,512
C105	Manufacture of dairy products	26	29,998,878	-	430,204	6,905,900
C106	Manufacture of grain mill products, starches and starch products	18	4,160,575	-	89,399	11,416
C107	Manufacture of other food products	1,093	34,090,925	120,336	593,598	263,547
C108	Manufacture of prepared animal feeds	12	166,758	-	21,735	-
C110	Manufacture of beverages	628	8,561,684	325,164	92,336	17,036
C120	Manufacture of tobacco products	6	5,603,060	163,985	108,574	456
C131	Spinning, weaving and finishing of textiles	42	91,437	-	4,588	483
C139	Manufacture of other textiles	128	259,907	16,299	8,350	-
C141	Manufacture of wearing apparel, except fur apparel	362	1,614,164	1,444	109,877	-
C142	Custom tailoring and dressmaking	156	148,662	-	54,870	28,411
C143	Manufacture of knitted and crocheted apparel	15	515,433	-	4,428	-
C151	Tanning and dressing of leather; manufacture of luggage and handbags	28	144,773	-	2,922	-
C152	Manufacture of footwear	78	47,075	-	3,428	288
C161	Sawmilling and planing of wood	9	11,852	-	10,738	-
C162	Manufacture of products of wood, cork, straw and plaiting materials	49	248,800	-	2,954	163
C170	Manufacture of paper and paper products	205	2,945,495	-	121,874	-
C181	Printing and service activities related to printing	999	1,149,756	-	120,176	-
C182	Reproduction of recorded media	4	1,892	-	824	-
C192	Manufacture of refined petroleum products	10	144,945	12,738	9,547	-
C199	Manufacture of other fuel products					
C201	Manufacture of basic chemicals	66	13,199,831	528	448,498	158,596
C202	Manufacture of other chemical products, n.e.c.	198	10,591,154	-	313,846	305,284
C203	Manufacture of man-made fibers					
C210	Manufacture of pharmaceuticals, medicinal chemical and botanical products	47	1,108,929	-	61,705	-
C221	Manufacture of rubber products	69	613,248	26,143	20,484	12,626
C222	Manufacture of plastic products	439	1,248,286	66,487	84,508	2,527
C231	Manufacture of glass and glass products	29	153,717	6,648	28,819	-
C239	Manufacture of non-metallic mineral products, n.e.c.	89	1,688,077	60,753	39,893	131,097
C241	Manufacture of basic iron and steel	100	2,779,451	52,061	34,829	-
C242	Manufacture of basic precious and other non-ferrous metals	6	82,190	120	1,914	-
C243	Casting of metals	20	4,907	-	457	-

*Continued*

TABLE 5.5 - *Continued*

2009 PSIC Code	Region/ Industry Description	Number of Establishments	Expense for Non-Industrial Service Done by Others			
			Total	Rent Expense for Land	Rental Expense for Buildings, Warehouses and Other Structures	Rental Expense for Machinery and Transport Equipment
		(1)	(2)	(3)	(4)	(5)
C251	Manufacture of structural metal products, tanks, reservoirs and steam generators	208	33,179,097	-	286,641	24,209
C252	Manufacture of weapons and ammunition	10	212,209	676	5,732	-
C259	Manufacture of other fabricated metal products; metal working service activities	282	2,640,035	24,455	18,642	489
C261	Manufacture of electronic components	14	791,520	99,669	63,764	1,585
C262	Manufacture of computers and peripheral equipment and accessories	3	31,971	-	10,999	-
C263	Manufacture of communication equipment					
C264	Manufacture of consumer electronics					
C265	Manufacture of measuring, testing, navigating and control equipment; watches and clocks	9	62,065	9,847	6,875	-
C267	Manufacture of optical instruments and photographic equipment					
C271	Manufacture of electric motors, generators, transformers and electricity distribution and control apparatus					
C272	Manufacture of batteries and accumulators	4	337,402	44,118	1,548	31
C273	Manufacture of wiring and wiring devices	22	31,698	-	10,469	347
C274	Manufacture of electric lighting equipment	12	21,136	1,829	2,157	-
C275	Manufacture of domestic appliances	20	69,828	-	1,218	-
C279	Manufacture of other electrical equipment	s	s	s	s	s
C281	Manufacture of general purpose machinery	59	614,133	857	21,905	-
C282	Manufacture of special purpose machinery	75	508,053	684	50,600	3,219
C291	Manufacture of motor vehicles	13	29,197	720	4,743	-
C292	Manufacture of bodies (coachwork) for motor vehicles; manufacture of trailers and semi-trailers	7	25,063	-	5,156	-
C293	Manufacture of parts and accessories for motor vehicles	22	3,156,456	-	8,619	-
C301	Building of ships and boats	10	4,313	-	101	-
C303	Manufacture of air and spacecraft and related machinery	27	1,901,013	27,956	-	-
C309	Manufacture of transport equipment, n.e.c.					
C310	Manufacture of furniture	203	340,243	44,533	42,477	8,667
C321	Manufacture of jewelry, bijouterie and related articles	14	17,928	-	5,960	1,440
C322	Manufacture of musical instruments	s	s	s	s	s
C323	Manufacture of sports goods	6	63,941	575	23,768	-
C324	Manufacture of games and toys	12	7,733	-	4,109	-
C325	Manufacture of medical and dental instruments and supplies	18	64,388	-	15,851	-
C329	Other manufacturing, n.e.c.	69	293,427	5,528	46,307	-
C331	Repair of fabricated metal products, machinery and equipment	147	1,053,561	12,203	74,290	7,294
C332	Installation of industrial machinery and equipment	s	s	s	s	s

*Continued*

TABLE 5.5 - *Continued*

2009 PSIC Code	Region/ Industry Description	Number of Establishments	Expense for Non-Industrial Service Done by Others			
			Total	Rent Expense for Land	Rental Expense for Buildings, Warehouses and Other Structures	Rental Expense for Machinery and Transport Equipment
		(1)	(2)	(3)	(4)	(5)
	<b>Cordillera Administrative Region</b>	<b>316</b>	<b>2,419,459</b>	<b>60,638</b>	<b>85,551</b>	<b>357,020</b>
C101	Processing and preserving of meat	s	s	s	s	s
C103	Processing and preserving of fruits and vegetables	3	15,725	-	104	-
C105	Manufacture of dairy products	s	s	s	s	s
C106	Manufacture of grain mill products, starches and starch products	37	493	-	-	-
C107	Manufacture of other food products	110	102,058	31,200	31,335	-
C110	Manufacture of beverages	50	2,184	-	-	-
C131	Spinning, weaving and finishing of textiles	16	14,928	-	7,598	96
C139	Manufacture of other textiles					
C141	Manufacture of wearing apparel, except fur apparel	s	s	s	s	s
C142	Custom tailoring and dressmaking	20	990	-	522	-
C162	Manufacture of products of wood, cork, straw and plaiting materials	s	s	s	s	s
C170	Manufacture of paper and paper products	s	s	s	s	s
C181	Printing and service activities related to printing	38	27,020	-	25,724	78
C201	Manufacture of basic chemicals	s	s	s	s	s
C202	Manufacture of other chemical products, n.e.c.	s	s	s	s	s
C221	Manufacture of rubber products	5	16,460	-	6,504	-
C222	Manufacture of plastic products					
C231	Manufacture of glass and glass products	s	s	s	s	s
C239	Manufacture of non-metallic mineral products, n.e.c.	s	s	s	s	s
C241	Manufacture of basic iron and steel	s	s	s	s	s
C242	Manufacture of basic precious and other non-ferrous metals	s	s	s	s	s
C251	Manufacture of structural metal products, tanks, reservoirs and steam generators	4	572	-	542	18
C259	Manufacture of other fabricated metal products; metal working service activities	5	88	-	-	-
C261	Manufacture of electronic components	4	1,182,652	-	247	64,836
C281	Manufacture of general purpose machinery	3	11,091	-	445	-
C282	Manufacture of special purpose machinery					
C303	Manufacture of air and spacecraft and related machinery	s	s	s	s	s
C310	Manufacture of furniture	s	s	s	s	s
C321	Manufacture of jewelry, bijouterie and related articles	s	s	s	s	s
C331	Repair of fabricated metal products, machinery and equipment	4	480	-	480	-
	<b>I - Ilocos Region</b>	<b>746</b>	<b>2,771,812</b>	<b>71,606</b>	<b>271,566</b>	<b>15,247</b>
C101	Processing and preserving of meat	14	161,252	-	19,801	1,095
C102	Processing and preserving of fish, crustaceans and mollusks	15	496	-	83	89

*Continued*

TABLE 5.5 - *Continued*

2009 PSIC Code	Region/ Industry Description	Number of Establishments	Expense for Non-Industrial Service Done by Others			
			Total	Rent Expense for Land	Rental Expense for Buildings, Warehouses and Other Structures	Rental Expense for Machinery and Transport Equipment
		(1)	(2)	(3)	(4)	(5)
C103	Processing and preserving of fruits and vegetables	s	s	s	s	s
C105	Manufacture of dairy products	s	s	s	s	s
C106	Manufacture of grain mill products, starches and starch products	61	224,427	-	-	-
C107	Manufacture of other food products	274	51,221	2,022	19,165	3,539
C108	Manufacture of prepared animal feeds	4	10,242	-	1,280	-
C110	Manufacture of beverages	126	1,079,087	5,520	27,292	10,323
C120	Manufacture of tobacco products	3	36,310	-	960	-
C131	Spinning, weaving and finishing of textiles	6	345	1	92	-
C141	Manufacture of wearing apparel, except fur apparel	3	97	60	10	5
C142	Custom tailoring and dressmaking	9	1,013	-	750	75
C162	Manufacture of products of wood, cork, straw and plaiting materials	12	1,540	900	20	-
C170	Manufacture of paper and paper products	s	s	s	s	s
C181	Printing and service activities related to printing	62	43,833	-	20,090	-
C201	Manufacture of basic chemicals	7	161,079	61,919	163	-
C202	Manufacture of other chemical products, n.e.c.					
C210	Manufacture of pharmaceuticals, medicinal chemical and botanical products					
C221	Manufacture of rubber products	s	s	s	s	s
C222	Manufacture of plastic products	s	s	s	s	s
C239	Manufacture of non-metallic mineral products, n.e.c.	26	914,298	-	176,262	-
C241	Manufacture of basic iron and steel	6	26,404	-	851	1
C251	Manufacture of structural metal products, tanks, reservoirs and steam generators	11	8,459	-	450	-
C259	Manufacture of other fabricated metal products; metal working service activities	17	1,080	-	1,080	-
C282	Manufacture of special purpose machinery	5	438	-	340	6
C292	Manufacture of bodies (coachwork) for motor vehicles; }	6	4,697	12	-	-
	manufacture of trailers and semi-trailers }					
C293	Manufacture of parts and accessories for motor vehicles }					
C309	Manufacture of transport equipment, n.e.c.	s	s	s	s	s
C310	Manufacture of furniture	36	11,608	756	-	-
C321	Manufacture of jewelry, bijouterie and related articles }	16	3,131	5	5	114
C324	Manufacture of games and toys }					
C329	Other manufacturing, n.e.c. }					
C331	Repair of fabricated metal products, machinery and equipment	21	6,064	-	1,059	-
	<b>II - Cagayan Valley</b>	<b>403</b>	<b>1,153,467</b>	<b>98,498</b>	<b>209,465</b>	<b>24,071</b>
C101	Processing and preserving of meat	4	2,924	171	129	-

*Continued*

TABLE 5.5 - *Continued*

2009 PSIC Code	Region/ Industry Description	Number of Establishments	Expense for Non-Industrial Service Done by Others			
			Total	Rent Expense for Land	Rental Expense for Buildings, Warehouses and Other Structures	Rental Expense for Machinery and Transport Equipment
		(1)	(2)	(3)	(4)	(5)
C102	Processing and preserving of fish, crustaceans and mollusks	s	s	s	s	s
C103	Processing and preserving of fruits and vegetables	3	190	-	72	-
C105	Manufacture of dairy products	s	s	s	s	s
C106	Manufacture of grain mill products, starches and starch products	39	32,603	-	1,200	-
C107	Manufacture of other food products	194	244,556	29,143	32,693	-
C108	Manufacture of prepared animal feeds	5	7,016	-	130	4,750
C110	Manufacture of beverages	46	509,691	30,511	128,672	4
C120	Manufacture of tobacco products	s	s	s	s	s
C131	Spinning, weaving and finishing of textiles	s	s	s	s	s
C139	Manufacture of other textiles	s	s	s	s	s
C142	Custom tailoring and dressmaking	7	185	3	3	13
C162	Manufacture of products of wood, cork, straw and plaiting materials	3	322	-	-	-
C181	Printing and service activities related to printing	37	15,296	3,597	7,798	-
C182	Reproduction of recorded media	s	s	s	s	s
C192	Manufacture of refined petroleum products	s	s	s	s	s
C199	Manufacture of other fuel products	s	s	s	s	s
C201	Manufacture of basic chemicals	s	s	s	s	s
C231	Manufacture of glass and glass products	15	3,696	34	50	12
C239	Manufacture of non-metallic mineral products, n.e.c.					
C251	Manufacture of structural metal products, tanks, reservoirs and steam generators	4	683	360	240	-
C259	Manufacture of other fabricated metal products; metal working service activities	9	898	378	315	-
C282	Manufacture of special purpose machinery	3	206,743	130	28,698	18,678
C310	Manufacture of furniture	13	955	-	-	-
C321	Manufacture of jewelry, bijouterie and related articles	s	s	s	s	s
C329	Other manufacturing, n.e.c.	s	s	s	s	s
C331	Repair of fabricated metal products, machinery and equipment	9	1,135	-	313	-
<b>III - Central Luzon</b>		<b>2,456</b>	<b>43,777,424</b>	<b>1,339,288</b>	<b>4,697,631</b>	<b>3,334,615</b>
C101	Processing and preserving of meat	79	753,356	405	62,725	436
C102	Processing and preserving of fish, crustaceans and mollusks	23	1,074,079	4,538	75,150	705
C103	Processing and preserving of fruits and vegetables	18	1,199,819	240	146,204	-
C104	Manufacture of vegetable and animal oils and fats	3	2,405	-	307	900
C105	Manufacture of dairy products	11	33,928	6,175	7,613	-
C106	Manufacture of grain mill products, starches and starch products	134	313,344	277	5,016	-

*Continued*

TABLE 5.5 - *Continued*

2009 PSIC Code	Region/ Industry Description	Number of Establishments	Expense for Non-Industrial Service Done by Others			
			Total	Rent Expense for Land	Rental Expense for Buildings, Warehouses and Other Structures	Rental Expense for Machinery and Transport Equipment
		(1)	(2)	(3)	(4)	(5)
C107	Manufacture of other food products	619	1,584,424	18,651	276,548	148
C108	Manufacture of prepared animal feeds	53	1,466,908	540	132,124	-
C110	Manufacture of beverages	260	1,020,793	67,007	269,440	2,266
C120	Manufacture of tobacco products	s	s	s	s	s
C131	Spinning, weaving and finishing of textiles	17	103,960	8,548	3,857	5,113
C139	Manufacture of other textiles	44	582,838	12,973	19,757	-
C141	Manufacture of wearing apparel, except fur apparel	154	1,184,713	92,536	70,600	423
C142	Custom tailoring and dressmaking }	23	4,233	-	3,324	40
C143	Manufacture of knitted and crocheted apparel }					
C151	Tanning and dressing of leather; manufacture of luggage and handbags	10	200,245	-	21,774	1,212
C152	Manufacture of footwear	11	239,670	4,336	18,683	-
C161	Sawmilling and planing of wood }	33	84,513	420	45,435	1,000
C162	Manufacture of products of wood, cork, straw and plaiting materials }					
C170	Manufacture of paper and paper products	33	636,328	5,986	56,595	14,480
C181	Printing and service activities related to printing	123	84,973	4,988	50,664	755
C192	Manufacture of refined petroleum products	3	15,774,689	144	1,050,615	2,244,109
C201	Manufacture of basic chemicals	19	736,293	3,612	20,155	1,487
C202	Manufacture of other chemical products, n.e.c.	29	351,503	21,192	21,229	40
C210	Manufacture of pharmaceuticals, medicinal chemical and botanical products	19	59,523	12,614	11,294	-
C221	Manufacture of rubber products	11	374,443	4,965	13,654	17,111
C222	Manufacture of plastic products	90	368,431	2,011	59,035	13,642
C231	Manufacture of glass and glass products	8	107,727	33,565	6,714	23
C239	Manufacture of non-metallic mineral products, n.e.c.	137	4,211,615	25,076	60,782	215,437
C241	Manufacture of basic iron and steel	47	1,676,698	91,117	23,299	-
C242	Manufacture of basic precious and other non-ferrous metals	5	18,726	1,967	2,474	-
C243	Casting of metals	5	13,848	-	416	-
C251	Manufacture of structural metal products, tanks, reservoirs and steam generators	49	460,970	-	-	-
C252	Manufacture of weapons and ammunition }	37	800,557	197,302	28,604	25,829
C259	Manufacture of other fabricated metal products; metal working service activities }					
C261	Manufacture of electronic components	15	1,329,021	14,378	43,304	72,640
C262	Manufacture of computers and peripheral equipment and accessories	5	438,188	-	10,798	1,623
C264	Manufacture of consumer electronics }	4	15,456	-	7,836	-
C265	Manufacture of measuring, testing, navigating and control equipment; watches and clocks }					
C271	Manufacture of electric motors, generators, transformers and electricity distribution and control apparatus	9	12,180	-	-	-

*Continued*



TABLE 5.5 - *Continued*

2009 PSIC Code	Region/ Industry Description	Number of Establishments	Expense for Non-Industrial Service Done by Others			
			Total	Rent Expense for Land	Rental Expense for Buildings, Warehouses and Other Structures	Rental Expense for Machinery and Transport Equipment
		(1)	(2)	(3)	(4)	(5)
C272	Manufacture of batteries and accumulators	3	346,951	52,907	51	31
C273	Manufacture of wiring and wiring devices	8	342,429	12,910	3,507	-
C274	Manufacture of electric lighting equipment	7	51,558	2,670	8,604	-
C275	Manufacture of domestic appliances	5	54,629	750	3,054	-
C279	Manufacture of other electrical equipment	5	48,114	-	10,926	-
C281	Manufacture of general purpose machinery	13	270,865	42,329	58,544	20,000
C282	Manufacture of special purpose machinery	17	115,336	-	12,444	-
C291	Manufacture of motor vehicles	4	6,011	2,022	3,000	5
C292	Manufacture of bodies (coachwork) for motor vehicles; manufacture of trailers and semi-trailers					
C293	Manufacture of parts and accessories for motor vehicles					
C301	Building of ships and boats	s	s	s	s	s
C303	Manufacture of air and spacecraft and related machinery	5	170,389	-	25,528	-
C309	Manufacture of transport equipment, n.e.c.	23	10,501	990	2,700	-
C310	Manufacture of furniture	94	298,473	-	99,857	-
C321	Manufacture of jewelry, bijouterie and related articles	13	2,637	-	-	-
C322	Manufacture of musical instruments	s	s	s	s	s
C323	Manufacture of sports goods	4	10,306	-	2,528	-
C324	Manufacture of games and toys	6	80,792	-	37,677	-
C325	Manufacture of medical and dental instruments and supplies	8	109,090	6,720	8,086	1,354
C329	Other manufacturing, n.e.c.	46	206,184	9,485	101,438	3,212
C331	Repair of fabricated metal products, machinery and equipment	43	318,885	53,564	11,197	-
C332	Installation of industrial machinery and equipment	s	s	s	s	s
<b>IVA - CALABARZON</b>		<b>4,340</b>	<b>125,544,597</b>	<b>2,685,895</b>	<b>9,637,156</b>	<b>1,732,036</b>
C101	Processing and preserving of meat	51	3,909,668	181,283	224,144	2,507
C102	Processing and preserving of fish, crustaceans and mollusks	13	49,640	589	201	-
C103	Processing and preserving of fruits and vegetables	16	542,275	2,381	44,737	15,061
C104	Manufacture of vegetable and animal oils and fats	41	306,503	6,570	4,116	-
C105	Manufacture of dairy products	21	11,844,054	4,000	1,685,348	-
C106	Manufacture of grain mill products, starches and starch products	86	1,780,113	-	101,974	2,139
C107	Manufacture of other food products	1,144	5,856,127	124,698	384,912	742,645
C108	Manufacture of prepared animal feeds	79	305,518	-	4,078	7,952
C110	Manufacture of beverages	446	5,623,037	51,349	679,572	-
C120	Manufacture of tobacco products	3	1,373,999	63,297	34,264	176
C131	Spinning, weaving and finishing of textiles	10	164,161	16,264	9,904	-
C139	Manufacture of other textiles	35	271,831	2,280	9,876	2,010
C141	Manufacture of wearing apparel, except fur apparel	259	2,422,341	48,593	461,187	6,772

*Continued*

TABLE 5.5 - *Continued*

2009 PSIC Code	Region/ Industry Description	Number of Establishments	Expense for Non-Industrial Service Done by Others			
			Total	Rent Expense for Land	Rental Expense for Buildings, Warehouses and Other Structures	Rental Expense for Machinery and Transport Equipment
		(1)	(2)	(3)	(4)	(5)
C142	Custom tailoring and dressmaking	88	25,923	-	12,116	3,878
C143	Manufacture of knitted and crocheted apparel	3	35,303	-	11,987	-
C151	Tanning and dressing of leather; manufacture of luggage and handbags	6	6,470	-	5,725	61
C152	Manufacture of footwear	36	112,813	48,868	245	3,313
C161	Sawmilling and planing of wood	89	1,211,001	147	31,721	7,346
C162	Manufacture of products of wood, cork, straw and plaiting materials					
C170	Manufacture of paper and paper products	68	1,081,893	39,037	132,039	13,417
C181	Printing and service activities related to printing	145	1,021,730	17,485	486,326	-
C182	Reproduction of recorded media	s	s	s	s	s
C192	Manufacture of refined petroleum products	6	6,641,481	312	162,636	-
C199	Manufacture of other fuel products					
C201	Manufacture of basic chemicals	37	1,031,927	11,472	218,758	26,727
C202	Manufacture of other chemical products, n.e.c.	89	1,680,851	28,718	539,367	41,426
C210	Manufacture of pharmaceuticals, medicinal chemical and botanical products	30	2,241,103	19,559	146,823	52,250
C221	Manufacture of rubber products	36	184,031	9,267	14,870	-
C222	Manufacture of plastic products	170	5,918,371	143,522	174,653	10,831
C231	Manufacture of glass and glass products	26	400,622	-	4,825	3,410
C239	Manufacture of non-metallic mineral products, n.e.c.	116	3,184,612	39,338	160,491	55,081
C241	Manufacture of basic iron and steel	79	1,221,590	14,923	321,161	5,192
C242	Manufacture of basic precious and other non-ferrous metals	9	27,047	975	-	-
C243	Casting of metals	15	355,091	35,695	3,757	26,550
C251	Manufacture of structural metal products, tanks, reservoirs and steam generators	102	1,086,877	218,418	25,402	3,861
C259	Manufacture of other fabricated metal products; metal working service activities	222	3,433,951	190,183	536,891	1,385
C261	Manufacture of electronic components	99	19,531,296	681,881	425,062	246,732
C262	Manufacture of computers and peripheral equipment and accessories	24	1,426,196	101,358	105,031	2,319
C263	Manufacture of communication equipment	8	447,532	61	19,416	13,086
C264	Manufacture of consumer electronics	10	545,942	16,037	25,037	142,258
C265	Manufacture of measuring, testing, navigating and control equipment; watches and clocks	6	76,773	6,187	7,982	-
C267	Manufacture of optical instruments and photographic equipment	7	473,635	8,601	17,939	34,871
C271	Manufacture of electric motors, generators, transformers and electricity distribution and control apparatus	25	1,068,250	39,273	137,974	257
C272	Manufacture of batteries and accumulators	4	126,882	5,519	24,654	3,167
C273	Manufacture of wiring and wiring devices	24	691,089	38,269	53,345	103
C274	Manufacture of electric lighting equipment	15	435,543	18,811	36,021	19,116

*Continued*

TABLE 5.5 - *Continued*

2009 PSIC Code	Region/ Industry Description	Number of Establishments	Expense for Non-Industrial Service Done by Others			
			Total	Rent Expense for Land	Rental Expense for Buildings, Warehouses and Other Structures	Rental Expense for Machinery and Transport Equipment
		(1)	(2)	(3)	(4)	(5)
C275	Manufacture of domestic appliances	14	316,760	99	27,491	1,761
C279	Manufacture of other electrical equipment	12	467,146	22,301	91,484	4,287
C281	Manufacture of general purpose machinery	48	5,041,963	19,255	197,490	36,833
C282	Manufacture of special purpose machinery	76	1,761,860	177,835	229,801	36,512
C291	Manufacture of motor vehicles	13	5,361,696	48,392	159,239	15,740
C292	Manufacture of bodies (coachwork) for motor vehicles; manufacture of trailers and semi-trailers	14	303,676	-	42,932	-
C293	Manufacture of parts and accessories for motor vehicles	71	7,193,888	83,226	244,184	34,915
C301	Building of ships and boats	5	91,549	-	-	11,899
C303	Manufacture of air and spacecraft and related machinery	19	12,166,501	28,224	722,662	4,340
C309	Manufacture of transport equipment, n.e.c.					
C310	Manufacture of furniture	92	788,960	28,682	308,437	-
C321	Manufacture of jewelry, bijouterie and related articles	5	40,331	1,590	7,770	-
C323	Manufacture of sports goods	9	155,768	1,962	23,494	500
C324	Manufacture of games and toys	6	50,055	3,427	11,504	556
C325	Manufacture of medical and dental instruments and supplies	16	835,975	11,994	15,919	10,302
C329	Other manufacturing, n.e.c.	27	114,975	22,761	756	-
C331	Repair of fabricated metal products, machinery and equipment	116	643,260	925	53,488	78,491
	<b>MIMAROPA</b>	<b>353</b>	<b>920,733</b>	<b>66,323</b>	<b>7,009</b>	<b>22,539</b>
C101	Processing and preserving of meat	s	s	s	s	s
C103	Processing and preserving of fruits and vegetables	s	s	s	s	s
C104	Manufacture of vegetable and animal oils and fats	3	25,781	1,449	204	3,510
C105	Manufacture of dairy products	s	s	s	s	s
C106	Manufacture of grain mill products, starches and starch products	89	8,697	-	485	456
C107	Manufacture of other food products	113	165,507	56,160	2,220	-
C110	Manufacture of beverages	61	4,088	1,380	222	-
C131	Spinning, weaving and finishing of textiles	s	s	s	s	s
C142	Custom tailoring and dressmaking	4	234	-	183	1
C151	Tanning and dressing of leather; manufacture of luggage and handbags	s	s	s	s	s
C162	Manufacture of products of wood, cork, straw and plaiting materials	s	s	s	s	s
C181	Printing and service activities related to printing	28	1,809	-	1,521	100
C192	Manufacture of refined petroleum products	s	s	s	s	s
C201	Manufacture of basic chemicals	5	792	240	-	200
C202	Manufacture of other chemical products, n.e.c.					
C210	Manufacture of pharmaceuticals, medicinal chemical and botanical products	s	s	s	s	s

*Continued*

TABLE 5.5 - *Continued*

2009 PSIC Code	Region/ Industry Description	Number of Establishments	Expense for Non-Industrial Service Done by Others			
			Total	Rent Expense for Land	Rental Expense for Buildings, Warehouses and Other Structures	Rental Expense for Machinery and Transport Equipment
		(1)	(2)	(3)	(4)	(5)
C222	Manufacture of plastic products	s	s	s	s	s
C239	Manufacture of non-metallic mineral products, n.e.c.	24	2,185	35	-	-
C242	Manufacture of basic precious and other non-ferrous metals	s	s	s	s	s
C259	Manufacture of other fabricated metal products; metal working service activities	6	3,819	-	428	-
C282	Manufacture of special purpose machinery	s	s	s	s	s
C310	Manufacture of furniture	4	510	-	510	-
C331	Repair of fabricated metal products, machinery and equipment	5	54	-	-	-
	<b>V - Bicol Region</b>	<b>760</b>	<b>6,024,596</b>	<b>46,130</b>	<b>85,646</b>	<b>71,536</b>
C101	Processing and preserving of meat	15	1,586	733	-	67
C102	Processing and preserving of fish, crustaceans and mollusks	24	20,776	-	105	-
C103	Processing and preserving of fruits and vegetables	7	3,595	-	2,521	273
C104	Manufacture of vegetable and animal oils and fats	7	41,908	-	-	-
C105	Manufacture of dairy products	4	1,640	-	12	40
C106	Manufacture of grain mill products, starches and starch products	127	118,395	-	44	5,655
C107	Manufacture of other food products	261	33,563	-	5,760	4,800
C108	Manufacture of prepared animal feeds	5	188,320	90	9,758	359
C110	Manufacture of beverages	84	4,301,345	-	16,952	58,322
C120	Manufacture of tobacco products	s	s	s	s	s
C131	Spinning, weaving and finishing of textiles	4	14	-	-	-
C139	Manufacture of other textiles	10	11,181	-	-	-
C141	Manufacture of wearing apparel, except fur apparel	34	4,807	-	3,673	-
C142	Custom tailoring and dressmaking					
C152	Manufacture of footwear	s	s	s	s	s
C162	Manufacture of products of wood, cork, straw and plaiting materials	19	22,200	-	233	710
C170	Manufacture of paper and paper products	s	s	s	s	s
C181	Printing and service activities related to printing	63	41,886	-	40,675	-
C192	Manufacture of refined petroleum products	s	s	s	s	s
C201	Manufacture of basic chemicals	3	26	-	-	-
C210	Manufacture of pharmaceuticals, medicinal chemical and botanical products	s	s	s	s	s
C231	Manufacture of glass and glass products	19	597,125	660	32	-
C239	Manufacture of non-metallic mineral products, n.e.c.					
C241	Manufacture of basic iron and steel	5	433,856	44,302	944	-
C242	Manufacture of basic precious and other non-ferrous metals					

*Continued*

TABLE 5.5 - *Continued*

2009 PSIC Code	Region/ Industry Description	Number of Establishments	Expense for Non-Industrial Service Done by Others			
			Total	Rent Expense for Land	Rental Expense for Buildings, Warehouses and Other Structures	Rental Expense for Machinery and Transport Equipment
		(1)	(2)	(3)	(4)	(5)
C251	Manufacture of structural metal products, tanks, reservoirs and steam generators	4	3,244	-	1,040	-
C259	Manufacture of other fabricated metal products; metal working service activities	22	211	-	-	-
C282	Manufacture of special purpose machinery	3	1,448	-	603	618
C293	Manufacture of parts and accessories for motor vehicles	s	s	s	s	s
C310	Manufacture of furniture	14	1,572	345	-	-
C329	Other manufacturing, n.e.c.	9	955	-	325	-
C331	Repair of fabricated metal products, machinery and equipment	9	552	-	-	420
	<b>VI - Western Visayas</b>	<b>1,208</b>	<b>5,720,304</b>	<b>37,017</b>	<b>233,138</b>	<b>249,976</b>
C101	Processing and preserving of meat	15	3,771	1,238	-	-
C102	Processing and preserving of fish, crustaceans and mollusks	20	31,515	1,598	3,123	-
C103	Processing and preserving of fruits and vegetables	3	5,306	-	284	95
C104	Manufacture of vegetable and animal oils and fats	3	11,428	-	35	-
C105	Manufacture of dairy products	4	186	-	-	-
C106	Manufacture of grain mill products, starches and starch products	77	374,916	21,500	8,349	-
C107	Manufacture of other food products	594	3,607,205	3,461	146,429	91,710
C108	Manufacture of prepared animal feeds	3	226,948	-	12,831	14
C110	Manufacture of beverages	180	1,011,421	-	24,568	29,524
C131	Spinning, weaving and finishing of textiles	5	10,296	-	-	-
C139	Manufacture of other textiles	3	923	-	503	151
C141	Manufacture of wearing apparel, except fur apparel	12	8,407	-	1,260	-
C142	Custom tailoring and dressmaking	28	16,175	-	8,359	-
C161	Sawmilling and planing of wood	11	6,271	866	413	-
C162	Manufacture of products of wood, cork, straw and plaiting materials					
C170	Manufacture of paper and paper products					
C181	Printing and service activities related to printing	79	29,272	-	5,699	-
C199	Manufacture of other fuel products	s	s	s	s	s
C201	Manufacture of basic chemicals	10	221,454	-	769	117,923
C202	Manufacture of other chemical products, n.e.c.	3	342	-	-	-
C210	Manufacture of pharmaceuticals, medicinal chemical and botanical products	4	4,857	-	1,495	-
C222	Manufacture of plastic products	8	23,039	481	6,588	-
C231	Manufacture of glass and glass products	49	9,782	470	6,520	11
C239	Manufacture of non-metallic mineral products, n.e.c.					
C241	Manufacture of basic iron and steel					
C243	Casting of metals	8	20,612	-	1,085	3,202

*Continued*

TABLE 5.5 - *Continued*

2009 PSIC Code	Region/ Industry Description	Number of Establishments	Expense for Non-Industrial Service Done by Others			
			Total	Rent Expense for Land	Rental Expense for Buildings, Warehouses and Other Structures	Rental Expense for Machinery and Transport Equipment
		(1)	(2)	(3)	(4)	(5)
C251	Manufacture of structural metal products, tanks, reservoirs and steam generators	4	2,614	-	84	-
C259	Manufacture of other fabricated metal products; metal working service activities	12	13,819	4,128	367	-
C273	Manufacture of wiring and wiring devices	s	s	s	s	s
C275	Manufacture of domestic appliances	s	s	s	s	s
C282	Manufacture of special purpose machinery	4	30,643	-	-	-
C310	Manufacture of furniture	44	33,439	2,850	1,567	7,319
C329	Other manufacturing, n.e.c.	5	7,242	-	1,247	15
C331	Repair of fabricated metal products, machinery and equipment	19	7,025	390	1,534	-
	<b>VII - Central Visayas</b>	<b>2,853</b>	<b>25,442,242</b>	<b>453,184</b>	<b>1,792,087</b>	<b>610,885</b>
C101	Processing and preserving of meat	28	1,164,886	-	152,644	-
C102	Processing and preserving of fish, crustaceans and mollusks	36	295,331	10,527	12,315	-
C103	Processing and preserving of fruits and vegetables	15	61,714	-	1,751	45
C104	Manufacture of vegetable and animal oils and fats	11	519,345	-	3,068	-
C105	Manufacture of dairy products	7	24,077	-	1,703	1,127
C106	Manufacture of grain mill products, starches and starch products	40	270,686	-	106,958	-
C107	Manufacture of other food products	1,297	1,623,982	-	465,752	91,445
C108	Manufacture of prepared animal feeds	10	1,787,989	768	64,868	39,900
C110	Manufacture of beverages	367	4,128,413	7,883	124,790	73,618
C131	Spinning, weaving and finishing of textiles	3	797	-	216	24
C139	Manufacture of other textiles	18	38,954	1,211	13,553	842
C141	Manufacture of wearing apparel, except fur apparel	43	407,681	20,768	48,809	3,703
C142	Custom tailoring and dressmaking	24	3,036	-	1,320	36
C151	Tanning and dressing of leather; manufacture of luggage and handbags	s	s	s	s	s
C152	Manufacture of footwear	14	31,421	2,220	1,174	535
C161	Sawmilling and planing of wood	29	139,529	-	2,062	-
C162	Manufacture of products of wood, cork, straw and plaiting materials					
C170	Manufacture of paper and paper products	24	225,628	2,448	5,327	-
C181	Printing and service activities related to printing	222	644,527	-	154,729	-
C199	Manufacture of other fuel products	s	s	s	s	s
C201	Manufacture of basic chemicals	19	1,008,001	7,174	40,474	1,140
C202	Manufacture of other chemical products, n.e.c.	36	190,225	7,587	30,307	992
C203	Manufacture of man-made fibers					
C210	Manufacture of pharmaceuticals, medicinal chemical and botanical products					
		8	57,748	8,159	5,156	-

*Continued*

TABLE 5.5 - *Continued*

2009 PSIC Code	Region/ Industry Description	Number of Establishments	Expense for Non-Industrial Service Done by Others			
			Total	Rent Expense for Land	Rental Expense for Buildings, Warehouses and Other Structures	Rental Expense for Machinery and Transport Equipment
		(1)	(2)	(3)	(4)	(5)
C221	Manufacture of rubber products	9	133,373	2,998	2,042	504
C222	Manufacture of plastic products	70	368,887	2,876	5,504	-
C231	Manufacture of glass and glass products	9	53,069	8,351	9,493	600
C239	Manufacture of non-metallic mineral products, n.e.c.	76	4,872,461	35,426	132,051	144,061
C241	Manufacture of basic iron and steel	27	782,085	28,641	46,010	19,104
C242	Manufacture of basic precious and other non-ferrous metals					
C243	Casting of metals					
C251	Manufacture of structural metal products, tanks, reservoirs and steam generators	19	153,656	3,233	42,517	-
C252	Manufacture of weapons and ammunition	s	s	s	s	s
C259	Manufacture of other fabricated metal products; metal working service activities	47	202,655	23,110	21,662	95
C261	Manufacture of electronic components	13	1,290,641	28,460	22,190	6,214
C262	Manufacture of computers and peripheral equipment and accessories	4	203,318	7,933	16,912	591
C263	Manufacture of communication equipment					
C265	Manufacture of measuring, testing, navigating and control equipment; watches and clocks					
C267	Manufacture of optical instruments and photographic equipment	13	319,225	28,924	4,379	17,600
C271	Manufacture of electric motors, generators, transformers and electricity distribution and control apparatus	3	103,810	5,141	29,370	-
C273	Manufacture of wiring and wiring devices	s	s	s	s	s
C274	Manufacture of electric lighting equipment	4	40,523	8,199	9,360	1,000
C275	Manufacture of domestic appliances	3	65,275	2,352	10,777	-
C281	Manufacture of general purpose machinery	8	140,646	11,417	3,707	27,803
C282	Manufacture of special purpose machinery	7	67,976	246	506	1,159
C291	Manufacture of motor vehicles	8	79,900	7,017	22,866	-
C292	Manufacture of bodies (coachwork) for motor vehicles; manufacture of trailers and semi-trailers	10	521,384	4,488	86,071	16,396
C293	Manufacture of parts and accessories for motor vehicles					
C301	Building of ships and boats	6	92,971	638	5,205	-
C309	Manufacture of transport equipment, n.e.c.	s	s	s	s	s
C310	Manufacture of furniture	133	981,838	35,133	29,062	71
C321	Manufacture of jewelry, bijouterie and related articles	37	142,034	3,330	30,494	3,435
C322	Manufacture of musical instruments	s	s	s	s	s
C323	Manufacture of sports goods	s	s	s	s	s
C324	Manufacture of games and toys	3	39,905	12,027	3,050	-
C325	Manufacture of medical and dental instruments and supplies	5	197,095	14,358	540	3,973
C329	Other manufacturing, n.e.c.	18	25,423	24	1,132	-

*Continued*

TABLE 5.5 - *Continued*

2009 PSIC Code	Region/ Industry Description	Number of Establishments	Expense for Non-Industrial Service Done by Others			
			Total	Rent Expense for Land	Rental Expense for Buildings, Warehouses and Other Structures	Rental Expense for Machinery and Transport Equipment
		(1)	(2)	(3)	(4)	(5)
C331	Repair of fabricated metal products, machinery and equipment	54	1,629,024	95,441	126	154,781
	<b>VIII - Eastern Visayas</b>	<b>871</b>	<b>2,136,208</b>	<b>159,916</b>	<b>55,846</b>	<b>31,983</b>
C101	Processing and preserving of meat	s	s	s	s	s
C102	Processing and preserving of fish, crustaceans and mollusks	3	33,904	-	-	-
C103	Processing and preserving of fruits and vegetables	s	s	s	s	s
C104	Manufacture of vegetable and animal oils and fats	6	131,641	2,267	1,897	478
C106	Manufacture of grain mill products, starches and starch products	97	93,025	-	-	-
C107	Manufacture of other food products	529	264,444	62,858	39,098	-
C110	Manufacture of beverages	108	48,282	-	10,793	800
C139	Manufacture of other textiles	s	s	s	s	s
C142	Custom tailoring and dressmaking	3	82	-	50	18
C162	Manufacture of products of wood, cork, straw and plaiting materials	s	s	s	s	s
C170	Manufacture of paper and paper products	3	28,852	245	607	-
C181	Printing and service activities related to printing	36	4,284	384	2,016	-
C192	Manufacture of refined petroleum products	s	s	s	s	s
C201	Manufacture of basic chemicals	7	603,517	2,569	207	29,592
C202	Manufacture of other chemical products, n.e.c.					
C210	Manufacture of pharmaceuticals, medicinal chemical and botanical products					
C221	Manufacture of rubber products	s	s	s	s	s
C222	Manufacture of plastic products	s	s	s	s	s
C231	Manufacture of glass and glass products	6	1,072	308	434	-
C239	Manufacture of non-metallic mineral products, n.e.c.	18	50,305	-	54	1,066
C242	Manufacture of basic precious and other non-ferrous metals	s	s	s	s	s
C243	Casting of metals	s	s	s	s	s
C251	Manufacture of structural metal products, tanks, reservoirs and steam generators	s	s	s	s	s
C259	Manufacture of other fabricated metal products; metal working service activities	18	217	-	172	-
C273	Manufacture of wiring and wiring devices	s	s	s	s	s
C282	Manufacture of special purpose machinery	s	s	s	s	s
C310	Manufacture of furniture	9	61	-	-	-
C329	Other manufacturing, n.e.c.	7	291	117	-	-
C331	Repair of fabricated metal products, machinery and equipment	6	178	-	-	-

*Continued*



TABLE 5.5 - *Continued*

2009 PSIC Code	Region/ Industry Description	Number of Establishments	Expense for Non-Industrial Service Done by Others			
			Total	Rent Expense for Land	Rental Expense for Buildings, Warehouses and Other Structures	Rental Expense for Machinery and Transport Equipment
		(1)	(2)	(3)	(4)	(5)
<b>IX - Zamboanga Peninsula</b>		<b>522</b>	<b>1,185,328</b>	<b>16,614</b>	<b>124,628</b>	<b>5,189</b>
C101	Processing and preserving of meat	6	3,410	-	208	-
C102	Processing and preserving of fish, crustaceans and mollusks	23	384,827	9,009	10,787	-
C103	Processing and preserving of fruits and vegetables	s	s	s	s	s
C104	Manufacture of vegetable and animal oils and fats	4	198,251	-	44,041	-
C105	Manufacture of dairy products	s	s	s	s	s
C106	Manufacture of grain mill products, starches and starch products	79	23,051	-	579	-
C107	Manufacture of other food products	244	145,316	-	45,095	5,088
C108	Manufacture of prepared animal feeds	s	s	s	s	s
C110	Manufacture of beverages	53	102,667	705	7,328	-
C142	Custom tailoring and dressmaking	10	96	-	-	-
C161	Sawmilling and planing of wood	3	203,955	360	528	-
C162	Manufacture of products of wood, cork, straw and plaiting materials					
C181	Printing and service activities related to printing					
C202	Manufacture of other chemical products, n.e.c.	s	s	s	s	s
C221	Manufacture of rubber products	5	1,045	-	-	-
C222	Manufacture of plastic products	3	741	-	-	-
C231	Manufacture of glass and glass products	12	1,652	-	1,152	-
C239	Manufacture of non-metallic mineral products, n.e.c.					
C241	Manufacture of basic iron and steel	s	s	s	s	s
C251	Manufacture of structural metal products, tanks, reservoirs and steam generators	s	s	s	s	s
C259	Manufacture of other fabricated metal products; metal working service activities	5	82,481	-	2,661	-
C301	Building of ships and boats	s	s	s	s	s
C310	Manufacture of furniture	13	5,523	4,970	-	-
C324	Manufacture of games and toys	7	476	-	406	40
C329	Other manufacturing, n.e.c.					
C331	Repair of fabricated metal products, machinery and equipment	14	545	-	-	29
<b>X - Northern Mindanao</b>		<b>774</b>	<b>5,498,731</b>	<b>284,070</b>	<b>370,505</b>	<b>146,194</b>
C101	Processing and preserving of meat	14	5,011	185	512	26
C102	Processing and preserving of fish, crustaceans and mollusks	s	s	s	s	s
C103	Processing and preserving of fruits and vegetables	12	35,846	6	231	628
C104	Manufacture of vegetable and animal oils and fats	10	223,055	-	8,792	348
C105	Manufacture of dairy products	6	160,998	47,425	15,887	7,165

*Continued*

TABLE 5.5 - *Continued*

2009 PSIC Code	Region/ Industry Description	Number of Establishments	Expense for Non-Industrial Service Done by Others			
			Total	Rent Expense for Land	Rental Expense for Buildings, Warehouses and Other Structures	Rental Expense for Machinery and Transport Equipment
		(1)	(2)	(3)	(4)	(5)
C106	Manufacture of grain mill products, starches and starch products	85	1,152,256	4,489	11,433	1,000
C107	Manufacture of other food products	311	497,804	2,394	34,785	5,624
C108	Manufacture of prepared animal feeds	6	7,930	-	2,604	4,834
C110	Manufacture of beverages	51	1,740,500	44,864	160,521	60,941
C139	Manufacture of other textiles	s	s	s	s	s
C141	Manufacture of wearing apparel, except fur apparel	4	2,017	-	799	80
C142	Custom tailoring and dressmaking	25	3,030	-	2,783	224
C152	Manufacture of footwear	s	s	s	s	s
C161	Sawmilling and planing of wood	21	8,363	1,740	2,161	200
C162	Manufacture of products of wood, cork, straw and plaiting materials	9	3,104	105	400	57
C170	Manufacture of paper and paper products	8	115,897	480	5,730	2,094
C181	Printing and service activities related to printing	70	179,678	63,091	29,604	12,097
C192	Manufacture of refined petroleum products	s	s	s	s	s
C201	Manufacture of basic chemicals	10	745,592	100,648	6,729	45,708
C202	Manufacture of other chemical products, n.e.c.	4	175,262	2,665	876	4,658
C210	Manufacture of pharmaceuticals, medicinal chemical and botanical products	s	s	s	s	s
C221	Manufacture of rubber products	s	s	s	s	s
C222	Manufacture of plastic products	5	30,270	-	5,483	26
C231	Manufacture of glass and glass products	27	62,915	-	58,362	-
C239	Manufacture of non-metallic mineral products, n.e.c.					
C241	Manufacture of basic iron and steel	11	296,033	12,950	19,998	-
C243	Casting of metals	s	s	s	s	s
C251	Manufacture of structural metal products, tanks, reservoirs and steam generators	5	537	-	500	-
C252	Manufacture of weapons and ammunition	s	s	s	s	s
C259	Manufacture of other fabricated metal products; metal working service activities	11	3,873	2,747	-	-
C282	Manufacture of special purpose machinery	4	13,413	36	83	-
C291	Manufacture of motor vehicles	4	107	-	29	-
C292	Manufacture of bodies (coachwork) for motor vehicles; manufacture of trailers and semi-trailers	s	s	s	s	s
C310	Manufacture of furniture	13	1,055	11	427	80
C321	Manufacture of jewelry, bijouterie and related articles	3	2,475	-	703	20
C324	Manufacture of games and toys					
C325	Manufacture of medical and dental instruments and supplies					
C329	Other manufacturing, n.e.c.					
C331	Repair of fabricated metal products, machinery and equipment	28	4,169	-	-	-

*Continued*

TABLE 5.5 - *Continued*

2009 PSIC Code	Region/ Industry Description	Number of Establishments	Expense for Non-Industrial Service Done by Others			
			Total	Rent Expense for Land	Rental Expense for Buildings, Warehouses and Other Structures	Rental Expense for Machinery and Transport Equipment
		(1)	(2)	(3)	(4)	(5)
	<b>XI - Davao Region</b>	<b>1,173</b>	<b>8,887,196</b>	<b>175,109</b>	<b>788,172</b>	<b>108,337</b>
C101	Processing and preserving of meat	14	772,424	-	18,581	430
C102	Processing and preserving of fish, crustaceans and mollusks	3	6,591	2,000	2,423	300
C103	Processing and preserving of fruits and vegetables	15	83,299	2,858	2,358	20
C104	Manufacture of vegetable and animal oils and fats	19	1,165,871	2,700	78,944	1,689
C105	Manufacture of dairy products	3	451	-	54	-
C106	Manufacture of grain mill products, starches and starch products	70	69,379	-	16,949	-
C107	Manufacture of other food products	551	461,027	53,668	119,915	-
C108	Manufacture of prepared animal feeds	11	94,212	3,967	800	135
C110	Manufacture of beverages	64	1,851,369	3,533	209,815	25,391
C120	Manufacture of tobacco products	s	s	s	s	s
C131	Spinning, weaving and finishing of textiles	4	6,017	360	72	-
C139	Manufacture of other textiles	9	3,320	-	639	-
C141	Manufacture of wearing apparel, except fur apparel	4	377	320	-	-
C142	Custom tailoring and dressmaking	53	28,576	3,024	21,863	-
C152	Manufacture of footwear	4	713	-	388	20
C161	Sawmilling and planing of wood	22	17,187	278	3,024	3,127
C162	Manufacture of products of wood, cork, straw and plaiting materials					
C170	Manufacture of paper and paper products	13	481,928	-	51,356	6,398
C181	Printing and service activities related to printing	78	1,304,644	-	157,784	-
C192	Manufacture of refined petroleum products	s	s	s	s	s
C201	Manufacture of basic chemicals	11	67,926	3,085	5,139	2
C202	Manufacture of other chemical products, n.e.c.	17	216,592	90,113	7,336	14,505
C210	Manufacture of pharmaceuticals, medicinal chemical and botanical products	4	33,455	84	1,387	10,845
C221	Manufacture of rubber products	4	7,323	-	929	-
C222	Manufacture of plastic products	28	151,468	-	20,781	1,655
C231	Manufacture of glass and glass products	4	2,280	-	180	936
C239	Manufacture of non-metallic mineral products, n.e.c.	20	1,603,221	-	10,619	42,552
C241	Manufacture of basic iron and steel	17	24,140	-	596	-
C242	Manufacture of basic precious and other non-ferrous metals	4	33,747	252	695	2
C243	Casting of metals	s	s	s	s	s
C251	Manufacture of structural metal products, tanks, reservoirs and steam generators	12	160,963	4,916	17,261	-
C252	Manufacture of weapons and ammunition	s	s	s	s	s
C259	Manufacture of other fabricated metal products; metal working service activities	23	71,831	-	19,055	-

*Continued*

TABLE 5.5 - *Continued*

2009 PSIC Code	Region/ Industry Description	Number of Establishments	Expense for Non-Industrial Service Done by Others			
			Total	Rent Expense for Land	Rental Expense for Buildings, Warehouses and Other Structures	Rental Expense for Machinery and Transport Equipment
		(1)	(2)	(3)	(4)	(5)
C265	Manufacture of measuring, testing, navigating and control equipment; watches and clocks	s	s	s	s	s
C275	Manufacture of domestic appliances	s	s	s	s	s
C279	Manufacture of other electrical equipment	s	s	s	s	s
C281	Manufacture of general purpose machinery	3	3,016	44	1,513	-
C282	Manufacture of special purpose machinery	6	106	-	-	-
C291	Manufacture of motor vehicles	s	s	s	s	s
C293	Manufacture of parts and accessories for motor vehicles	s	s	s	s	s
C301	Building of ships and boats	}	3	1,861	3,869	330
C309	Manufacture of transport equipment, n.e.c.					
C310	Manufacture of furniture	27	11,043	480	3,036	-
C321	Manufacture of jewelry, bijouterie and related articles	s	s	s	s	s
C329	Other manufacturing, n.e.c.	6	952	-	-	-
C331	Repair of fabricated metal products, machinery and equipment	37	13,055	-	4,158	-
	<b>XII - SOCCSKSARGEN</b>	<b>629</b>	<b>3,041,655</b>	<b>329,961</b>	<b>249,764</b>	<b>31,625</b>
C101	Processing and preserving of meat	9	36,227	-	3,993	-
C102	Processing and preserving of fish, crustaceans and mollusks	24	1,295,653	11,591	131,289	19,228
C103	Processing and preserving of fruits and vegetables	3	625,796	283,173	26	196
C104	Manufacture of vegetable and animal oils and fats	5	387,916	18,216	12,660	8,286
C105	Manufacture of dairy products	s	s	s	s	s
C106	Manufacture of grain mill products, starches and starch products	110	85,050	-	134	355
C107	Manufacture of other food products	203	217,416	-	74,725	-
C108	Manufacture of prepared animal feeds	5	13,694	120	1,442	-
C110	Manufacture of beverages	37	2,399	-	66	-
C131	Spinning, weaving and finishing of textiles	}	3	4,586	57	-
C139	Manufacture of other textiles					
C141	Manufacture of wearing apparel, except fur apparel	4	348	-	120	-
C142	Custom tailoring and dressmaking	8	61	-	-	-
C152	Manufacture of footwear	s	s	s	s	s
C161	Sawmilling and planing of wood	3	474	72	-	-
C162	Manufacture of products of wood, cork, straw and plaiting materials	5	2,184	-	45	-
C170	Manufacture of paper and paper products	s	s	s	s	s
C181	Printing and service activities related to printing	70	102,997	12,014	6,417	-
C192	Manufacture of refined petroleum products	s	s	s	s	s
C201	Manufacture of basic chemicals	4	17,209	761	-	-
C202	Manufacture of other chemical products, n.e.c.	5	6,364	-	221	-

*Continued*

TABLE 5.5 - *Continued*

2009 PSIC Code	Region/ Industry Description	Number of Establishments	Expense for Non-Industrial Service Done by Others			
			Total	Rent Expense for Land	Rental Expense for Buildings, Warehouses and Other Structures	Rental Expense for Machinery and Transport Equipment
		(1)	(2)	(3)	(4)	(5)
C210	Manufacture of pharmaceuticals, medicinal chemical and botanical products	s	s	s	s	s
C221	Manufacture of rubber products	5	145	-	-	-
C222	Manufacture of plastic products	s	s	s	s	s
C231	Manufacture of glass and glass products	20	4,153	533	1,800	-
C239	Manufacture of non-metallic mineral products, n.e.c.					
C241	Manufacture of basic iron and steel	4	1,358	1,209	-	-
C243	Casting of metals	s	s	s	s	s
C251	Manufacture of structural metal products, tanks, reservoirs and steam generators	4	2,033	-	1,040	-
C259	Manufacture of other fabricated metal products; metal working service activities	38	88,024	-	6,158	3,456
C282	Manufacture of special purpose machinery	4	40	-	21	-
C301	Building of ships and boats	3	37,770	6	36	-
C309	Manufacture of transport equipment, n.e.c.					
C310	Manufacture of furniture	11	9,273	60	176	97
C323	Manufacture of sports goods	s	s	s	s	s
C331	Repair of fabricated metal products, machinery and equipment	31	47,918	2,205	909	-
	<b>XIII - Caraga</b>	<b>440</b>	<b>2,362,316</b>	<b>30,981</b>	<b>282,814</b>	<b>36,543</b>
C101	Processing and preserving of meat	4	1,881	-	-	-
C102	Processing and preserving of fish, crustaceans and mollusks	s	s	s	s	s
C103	Processing and preserving of fruits and vegetables	s	s	s	s	s
C104	Manufacture of vegetable and animal oils and fats	5	92,741	387	1,423	-
C106	Manufacture of grain mill products, starches and starch products	49	12,679	-	-	-
C107	Manufacture of other food products	185	147,841	-	86,590	1,598
C108	Manufacture of prepared animal feeds	s	s	s	s	s
C110	Manufacture of beverages	71	76,699	-	42,845	4
C139	Manufacture of other textiles	s	s	s	s	s
C142	Custom tailoring and dressmaking	9	133	108	4	20
C152	Manufacture of footwear	s	s	s	s	s
C161	Sawmilling and planing of wood	5	2,241	64	-	-
C162	Manufacture of products of wood, cork, straw and plaiting materials	10	127,109	180	1,055	-
C181	Printing and service activities related to printing	33	6,037	-	3,093	-
C199	Manufacture of other fuel products	s	s	s	s	s
C201	Manufacture of basic chemicals	5	64,028	30,241	96	-
C202	Manufacture of other chemical products, n.e.c.					
C221	Manufacture of rubber products	s	s	s	s	s

*Continued*

TABLE 5.5 - *Continued*

2009 PSIC Code	Region/ Industry Description	Number of Establishments	Expense for Non-Industrial Service Done by Others			
			Total	Rent Expense for Land	Rental Expense for Buildings, Warehouses and Other Structures	Rental Expense for Machinery and Transport Equipment
		(1)	(2)	(3)	(4)	(5)
C231	Manufacture of glass and glass products }	14	212,671	-	1,112	15,869
C239	Manufacture of non-metallic mineral products, n.e.c. }					
C241	Manufacture of basic iron and steel }					
C242	Manufacture of basic precious and other non-ferrous metals }	3	1,588,961	-	144,302	16,382
C251	Manufacture of structural metal products, tanks, reservoirs and steam generators }					
C259	Manufacture of other fabricated metal products; metal working service activities }					
C282	Manufacture of special purpose machinery	s	s	s	s	s
C301	Building of ships and boats	s	s	s	s	s
C309	Manufacture of transport equipment, n.e.c.	s	s	s	s	s
C310	Manufacture of furniture	10	6,899	-	252	-
C321	Manufacture of jewelry, bijouterie and related articles	4	136	-	108	-
C324	Manufacture of games and toys }	3	55	-	-	-
C329	Other manufacturing, n.e.c. }					
C331	Repair of fabricated metal products, machinery and equipment	10	9,414	-	500	2,620
	<b>Autonomous Region in Muslim Mindanao</b>	<b>57</b>	<b>171,545</b>	<b>604</b>	<b>2,194</b>	<b>35</b>
C101	Processing and preserving of meat	s	s	s	s	s
C104	Manufacture of vegetable and animal oils and fats	s	s	s	s	s
C106	Manufacture of grain mill products, starches and starch products	21	127,549	-	764	-
C107	Manufacture of other food products	18	716	66	510	-
C108	Manufacture of prepared animal feeds	s	s	s	s	s
C110	Manufacture of beverages	7	60	-	10	6
C142	Custom tailoring and dressmaking	s	s	s	s	s
C221	Manufacture of rubber products	s	s	s	s	s
C239	Manufacture of non-metallic mineral products, n.e.c.	s	s	s	s	s
C301	Building of ships and boats	s	s	s	s	s
C310	Manufacture of furniture	s	s	s	s	s

*Continued*

TABLE 5.5 - *Continued*

2009 PSIC Code	Region/ Industry Description	Expense for Non-Industrial Service Done by Others					
		Rental Expense for Office Equipment	Other Rental Expense	Communication Expense	Insurance Expense	Transport Service Expense	Other Expense for Non-Industrial Service
		(6)	(7)	(8)	(9)	(10)	(11)
	<b>Philippines</b>	<b>703,237</b>	<b>878,845</b>	<b>13,618,381</b>	<b>11,572,527</b>	<b>73,375,188</b>	<b>262,680,450</b>
C101	Processing and preserving of meat	100,216	65,728	129,092	130,602	2,106,663	5,661,885
C102	Processing and preserving of fish, crustaceans and mollusks	100	11,494	32,066	70,444	600,171	2,424,739
C103	Processing and preserving of fruits and vegetables	-	16,499	30,863	27,155	1,088,968	998,959
C104	Manufacture of vegetable and animal oils and fats	137	-	56,835	172,562	1,441,473	1,840,678
C105	Manufacture of dairy products	123	-	240,141	266,814	1,951,089	30,494,108
C106	Manufacture of grain mill products, starches and starch products	5,401	14,596	279,166	308,492	4,024,905	3,824,109
C107	Manufacture of other food products	21,880	49,001	654,871	560,949	2,659,409	41,074,093
C108	Manufacture of prepared animal feeds	41,133	4,869	66,485	83,845	1,328,770	2,435,370
C110	Manufacture of beverages	2,488	2,554	321,033	552,766	10,088,623	16,484,884
C120	Manufacture of tobacco products	44,974	410	59,681	176,346	855,274	5,691,565
C131	Spinning, weaving and finishing of textiles	-	528	10,786	21,004	18,017	283,383
C139	Manufacture of other textiles	581	-	40,754	50,023	143,878	850,919
C141	Manufacture of wearing apparel, except fur apparel	15,412	2,758	77,291	222,635	825,469	3,631,603
C142	Custom tailoring and dressmaking	-	-	7,022	3,965	11,863	68,494
C143	Manufacture of knitted and crocheted apparel	-	96,934	1,321	6,790	11,924	417,524
C151	Tanning and dressing of leather; manufacture of luggage and handbags	-	-	3,659	9,913	64,759	241,486
C152	Manufacture of footwear	518	350	10,280	22,175	194,859	123,298
C161	Sawmilling and planing of wood	-	-	7,357	5,539	39,818	70,398
C162	Manufacture of products of wood, cork, straw and plaiting materials	-	-	63,361	33,691	486,276	1,265,972
C170	Manufacture of paper and paper products	6,614	68	141,543	363,052	2,139,487	2,611,789
C181	Printing and service activities related to printing	-	424	411,743	249,300	893,398	1,887,174
C182	Reproduction of recorded media	-	-	1,513	787	4,016	15,948
C192	Manufacture of refined petroleum products	28,654	-	5,420,990	829,402	608,607	12,177,910
C199	Manufacture of other fuel products	1,416	-	1,975	4,063	6,068	80,898
C201	Manufacture of basic chemicals	1,607	6,325	82,006	397,168	1,090,590	14,970,288
C202	Manufacture of other chemical products, n.e.c.	9,292	15,583	109,878	436,699	1,471,894	9,741,230
C203	Manufacture of man-made fibers	-	-	227	707	4	21,690
C210	Manufacture of pharmaceuticals, medicinal chemical and botanical products	4,750	2,304	202,567	81,085	529,430	2,384,138
C221	Manufacture of rubber products	-	1,825	27,196	178,116	125,133	870,522
C222	Manufacture of plastic products	2,249	24,133	241,954	381,209	1,277,250	5,592,561
C231	Manufacture of glass and glass products	346	27,398	19,552	46,751	58,710	462,447
C239	Manufacture of non-metallic mineral products, n.e.c.	225,059	18,300	136,341	1,688,210	9,094,788	4,838,420
C241	Manufacture of basic iron and steel	82,857	15,786	1,894,086	124,235	1,951,592	2,064,664
C242	Manufacture of basic precious and other non-ferrous metals	3,779	721	289,869	612,909	1,306,393	1,211,905

*Continued*

TABLE 5.5 - *Continued*

2009 PSIC Code	Region/ Industry Description	Expense for Non-Industrial Service Done by Others					
		Rental Expense for Office Equipment	Other Rental Expense	Communication Expense	Insurance Expense	Transport Service Expense	Other Expense for Non-Industrial Service
		(6)	(7)	(8)	(9)	(10)	(11)
C243	Casting of metals	-	1,009	48,389	59,094	79,956	168,940
C251	Manufacture of structural metal products, tanks, reservoirs and steam generators	10,823	3,731	538,745	256,755	3,480,538	30,140,865
C252	Manufacture of weapons and ammunition	42	-	2,682	1,738	82,797	119,449
C259	Manufacture of other fabricated metal products; metal working service activities	149	43,341	147,257	158,960	1,108,782	4,776,127
C261	Manufacture of electronic components	9,288	59,286	552,519	1,081,887	5,529,781	15,121,408
C262	Manufacture of computers and peripheral equipment and accessories	5,373	4,562	98,482	125,233	749,924	689,431
C263	Manufacture of communication equipment	-	-	6,655	4,708	150,696	422,015
C264	Manufacture of consumer electronics	103	547	6,767	15,295	111,182	244,847
C265	Manufacture of measuring, testing, navigating and control equipment; watches and clocks	894	-	8,936	7,173	33,292	107,708
C267	Manufacture of optical instruments and photographic equipment	-	14,054	19,224	18,130	269,396	390,866
C271	Manufacture of electric motors, generators, transformers and electricity distribution and control apparatus	91	22,106	30,133	40,802	306,388	596,686
C272	Manufacture of batteries and accumulators	3,730	-	24,005	4,858	126,777	519,838
C273	Manufacture of wiring and wiring devices	319	6,904	24,294	43,134	386,801	507,593
C274	Manufacture of electric lighting equipment	198	346	10,661	11,398	130,057	288,333
C275	Manufacture of domestic appliances	4,593	-	14,022	14,818	76,888	349,145
C279	Manufacture of other electrical equipment	37	3,004	18,742	15,692	46,838	344,905
C281	Manufacture of general purpose machinery	18,103	8,272	101,052	242,076	2,044,445	3,225,607
C282	Manufacture of special purpose machinery	32	24,965	79,584	81,704	342,786	1,614,972
C291	Manufacture of motor vehicles	154	218,778	67,103	112,491	118,965	4,695,671
C292	Manufacture of bodies (coachwork) for motor vehicles; manufacture of trailers and semi-trailers	-	-	6,432	6,762	8,307	264,910
C293	Manufacture of parts and accessories for motor vehicles	7,793	53,269	137,703	287,762	3,025,838	7,418,900
C301	Building of ships and boats	-	80	11,373	125,362	8,137	470,753
C303	Manufacture of air and spacecraft and related machinery	25,281	-	51,125	45,116	36,096	2,245,152
C309	Manufacture of transport equipment, n.e.c.	2,841	1,431	89,977	158,205	5,506,262	6,197,507
C310	Manufacture of furniture	10,666	4,539	140,325	131,745	335,822	1,250,144
C321	Manufacture of jewelry, bijouterie and related articles	1,100	-	9,479	6,324	36,393	96,234
C322	Manufacture of musical instruments	-	-	260	97	3,052	2,080
C323	Manufacture of sports goods	-	1,211	5,976	8,769	82,736	93,861
C324	Manufacture of games and toys	44	1,121	3,432	5,261	45,759	52,089
C325	Manufacture of medical and dental instruments and supplies	1,500	6,075	133,191	196,549	374,386	405,749
C329	Other manufacturing, n.e.c.	499	11,176	24,099	24,273	56,642	344,758
C331	Repair of fabricated metal products, machinery and equipment	-	10,333	131,769	160,871	179,424	2,696,506
C332	Installation of industrial machinery and equipment	-	120	484	81	475	2,350

*Continued*



TABLE 5.5 - *Continued*

2009 PSIC Code	Region/ Industry Description	Expense for Non-Industrial Service Done by Others					
		Rental Expense for Office Equipment	Other Rental Expense	Communication Expense	Insurance Expense	Transport Service Expense	Other Expense for Non-Industrial Service
		(6)	(7)	(8)	(9)	(10)	(11)
	<b>National Capital Region</b>	<b>58,541</b>	<b>178,793</b>	<b>3,768,646</b>	<b>2,321,663</b>	<b>16,868,700</b>	<b>134,101,498</b>
C101	Processing and preserving of meat	-	13,961	13,775	14,717	443,641	1,558,943
C102	Processing and preserving of fish, crustaceans and mollusks	-	6,146	2,785	6,889	19,559	201,569
C103	Processing and preserving of fruits and vegetables	-	-	4,832	9,937	4,132	60,270
C104	Manufacture of vegetable and animal oils and fats	-	-	6,324	15,894	317,096	229,076
C105	Manufacture of dairy products	-	-	140,075	27,379	525,917	21,969,403
C106	Manufacture of grain mill products, starches and starch products	704	-	105,415	102,445	2,017,300	1,833,896
C107	Manufacture of other food products	1,671	7,245	158,944	120,972	601,141	32,223,470
C108	Manufacture of prepared animal feeds	-	-	3,994	1,717	94,430	44,881
C110	Manufacture of beverages	-	-	96,311	206,902	2,792,152	5,031,782
C120	Manufacture of tobacco products	109	-	43,165	125,940	705,488	4,455,343
C131	Spinning, weaving and finishing of textiles	-	-	5,059	15,336	471	65,500
C139	Manufacture of other textiles	-	-	11,141	24,607	25,481	174,029
C141	Manufacture of wearing apparel, except fur apparel	-	-	13,767	157,892	61,227	1,269,958
C142	Custom tailoring and dressmaking	-	-	3,402	3,674	1,755	56,551
C143	Manufacture of knitted and crocheted apparel	-	96,934	738	5,188	3,063	405,081
C151	Tanning and dressing of leather; manufacture of luggage and handbags	-	-	1,536	894	2,394	137,027
C152	Manufacture of footwear	-	-	1,218	4,506	5,848	31,787
C161	Sawmilling and planing of wood	-	-	473	25	35	582
C162	Manufacture of products of wood, cork, straw and plaiting materials	-	-	24,235	3,857	46,018	171,572
C170	Manufacture of paper and paper products	5,875	-	71,423	167,227	1,348,894	1,230,201
C181	Printing and service activities related to printing	-	-	239,984	181,500	433,700	174,397
C182	Reproduction of recorded media	-	-	98	94	400	476
C192	Manufacture of refined petroleum products	}	-	4,536	4,782	27,400	85,941
C199	Manufacture of other fuel products						
C201	Manufacture of basic chemicals	-	-	43,290	27,855	30,107	12,490,957
C202	Manufacture of other chemical products, n.e.c.	}	4,873	53,895	199,787	1,104,654	8,606,807
C203	Manufacture of man-made fibers						
C210	Manufacture of pharmaceuticals, medicinal chemical and botanical products	-	-	28,473	31,518	134,911	852,322
C221	Manufacture of rubber products	-	324	10,145	17,601	389	525,536
C222	Manufacture of plastic products	1,533	15,623	77,411	156,229	310,190	533,777
C231	Manufacture of glass and glass products	346	-	9,679	11,181	9,631	87,413
C239	Manufacture of non-metallic mineral products, n.e.c.	2,575	11,218	39,303	67,233	941,340	394,666
C241	Manufacture of basic iron and steel	29	15,354	1,827,972	34,246	230,772	584,189
C242	Manufacture of basic precious and other non-ferrous metals	-	-	3,754	3,459	480	72,463
C243	Casting of metals	-	-	2,464	15	102	1,868

*Continued*

TABLE 5.5 - *Continued*

2009 PSIC Code	Region/ Industry Description	Expense for Non-Industrial Service Done by Others					
		Rental Expense for Office Equipment	Other Rental Expense	Communication Expense	Insurance Expense	Transport Service Expense	Other Expense for Non-Industrial Service
		(6)	(7)	(8)	(9)	(10)	(11)
C251	Manufacture of structural metal products, tanks, reservoirs and steam generators	10,454	3,589	463,874	137,426	3,027,653	29,225,250
C252	Manufacture of weapons and ammunition	-	-	2,563	1,350	82,592	119,296
C259	Manufacture of other fabricated metal products; metal working service activities	-	-	40,713	50,349	111,843	2,393,543
C261	Manufacture of electronic components	549	1,788	17,346	70,844	197,834	338,141
C262	Manufacture of computers and peripheral equipment and accessories	-	-	104	-	-	20,869
C263	Manufacture of communication equipment	-	-	1,543	392	6	12,751
C264	Manufacture of consumer electronics	-	-	1,543	392	6	12,751
C265	Manufacture of measuring, testing, navigating and control equipment; watches and clocks	-	-	1,877	3,098	1,654	38,714
C267	Manufacture of optical instruments and photographic equipment	-	-	1,877	3,098	1,654	38,714
C271	Manufacture of electric motors, generators, transformers and electricity distribution and control apparatus	-	-	5,626	1,071	2,286	14,998
C272	Manufacture of batteries and accumulators	1,818	-	10,855	2,586	59,264	217,182
C273	Manufacture of wiring and wiring devices	-	-	1,679	4,638	2,668	11,897
C274	Manufacture of electric lighting equipment	-	346	838	1,122	1,943	12,901
C275	Manufacture of domestic appliances	2,007	-	4,195	4,647	914	56,847
C279	Manufacture of other electrical equipment	s	s	s	s	s	s
C281	Manufacture of general purpose machinery	14,234	-	18,081	132,296	113,943	312,816
C282	Manufacture of special purpose machinery	-	-	23,816	12,053	67,714	349,967
C291	Manufacture of motor vehicles	-	-	1,554	641	1,081	20,459
C292	Manufacture of bodies (coachwork) for motor vehicles; manufacture of trailers and semi-trailers	-	-	1,220	1,311	2,644	14,732
C293	Manufacture of parts and accessories for motor vehicles	-	-	3,487	1,212	206,442	2,936,695
C301	Building of ships and boats	-	-	3,374	9	420	408
C303	Manufacture of air and spacecraft and related machinery	-	-	17,804	33,225	636,465	1,182,721
C309	Manufacture of transport equipment, n.e.c.	2,841	-	17,804	33,225	636,465	1,182,721
C310	Manufacture of furniture	10,618	-	61,085	74,607	24,014	74,243
C321	Manufacture of jewelry, bijouterie and related articles	1,100	-	48	116	-	9,264
C322	Manufacture of musical instruments	s	s	s	s	s	s
C323	Manufacture of sports goods	-	-	1,774	1,164	14,958	21,701
C324	Manufacture of games and toys	-	-	522	399	28	2,675
C325	Manufacture of medical and dental instruments and supplies	71	17	5,416	8,276	3,844	30,913
C329	Other manufacturing, n.e.c.	-	110	8,211	13,087	37,591	182,593
C331	Repair of fabricated metal products, machinery and equipment	-	-	19,590	6,575	30,157	903,453
C332	Installation of industrial machinery and equipment	s	s	s	s	s	s

*Continued*

TABLE 5.5 - *Continued*

2009 PSIC Code	Region/ Industry Description	Expense for Non-Industrial Service Done by Others					
		Rental Expense for Office Equipment	Other Rental Expense	Communication Expense	Insurance Expense	Transport Service Expense	Other Expense for Non-Industrial Service
		(6)	(7)	(8)	(9)	(10)	(11)
	<b>Cordillera Administrative Region</b>	<b>8,378</b>	<b>528</b>	<b>52,175</b>	<b>57,282</b>	<b>567,256</b>	<b>1,230,631</b>
C101	Processing and preserving of meat	s	s	s	s	s	s
C103	Processing and preserving of fruits and vegetables	-	-	1,897	354	3,258	10,113
C105	Manufacture of dairy products	s	s	s	s	s	s
C106	Manufacture of grain mill products, starches and starch products	-	-	-	-	9	485
C107	Manufacture of other food products	-	-	3,612	45	1,560	34,306
C110	Manufacture of beverages	-	-	235	-	-	1,950
C131	Spinning, weaving and finishing of textiles	}	528	1,474	377	892	3,963
C139	Manufacture of other textiles						
C141	Manufacture of wearing apparel, except fur apparel	s	s	s	s	s	s
C142	Custom tailoring and dressmaking	-	-	108	-	-	360
C162	Manufacture of products of wood, cork, straw and plaiting materials	s	s	s	s	s	s
C170	Manufacture of paper and paper products	s	s	s	s	s	s
C181	Printing and service activities related to printing	-	-	502	47	371	298
C201	Manufacture of basic chemicals	s	s	s	s	s	s
C202	Manufacture of other chemical products, n.e.c.	s	s	s	s	s	s
C221	Manufacture of rubber products	}	18	662	-	6,659	2,617
C222	Manufacture of plastic products						
C231	Manufacture of glass and glass products	s	s	s	s	s	s
C239	Manufacture of non-metallic mineral products, n.e.c.	s	s	s	s	s	s
C241	Manufacture of basic iron and steel	s	s	s	s	s	s
C242	Manufacture of basic precious and other non-ferrous metals	s	s	s	s	s	s
C251	Manufacture of structural metal products, tanks, reservoirs and steam generators	-	-	12	-	-	-
C259	Manufacture of other fabricated metal products; metal working service activities	-	-	20	45	23	-
C261	Manufacture of electronic components	-	-	28,283	36,384	538,960	513,941
C281	Manufacture of general purpose machinery	}	-	1,127	265	4,461	4,795
C282	Manufacture of special purpose machinery						
C303	Manufacture of air and spacecraft and related machinery	s	s	s	s	s	s
C310	Manufacture of furniture	s	s	s	s	s	s
C321	Manufacture of jewelry, bijouterie and related articles	s	s	s	s	s	s
C331	Repair of fabricated metal products, machinery and equipment	-	-	-	-	-	-
	<b>I - Ilocos Region</b>	<b>4,314</b>	<b>52,176</b>	<b>65,420</b>	<b>100,859</b>	<b>640,052</b>	<b>1,550,571</b>
C101	Processing and preserving of meat	-	51,766	3,786	2,737	63,014	19,051
C102	Processing and preserving of fish, crustaceans and mollusks	-	-	-	-	108	217

*Continued*

TABLE 5.5 - *Continued*

2009 PSIC Code	Region/ Industry Description	Expense for Non-Industrial Service Done by Others					
		Rental Expense for Office Equipment	Other Rental Expense	Communication Expense	Insurance Expense	Transport Service Expense	Other Expense for Non-Industrial Service
		(6)	(7)	(8)	(9)	(10)	(11)
C103	Processing and preserving of fruits and vegetables	s	s	s	s	s	s
C105	Manufacture of dairy products	s	s	s	s	s	s
C106	Manufacture of grain mill products, starches and starch products	-	-	5,288	57,221	51,753	110,165
C107	Manufacture of other food products	-	-	11,022	2,004	2,825	10,645
C108	Manufacture of prepared animal feeds	-	-	1,020	1,387	1,401	5,154
C110	Manufacture of beverages	87	-	26,510	8,516	431,426	569,413
C120	Manufacture of tobacco products	4,227	410	1,333	1,232	10,794	17,354
C131	Spinning, weaving and finishing of textiles	-	-	7	24	64	157
C141	Manufacture of wearing apparel, except fur apparel	-	-	17	2	-	3
C142	Custom tailoring and dressmaking	-	-	-	-	131	56
C162	Manufacture of products of wood, cork, straw and plaiting materials	-	-	36	25	-	559
C170	Manufacture of paper and paper products	s	s	s	s	s	s
C181	Printing and service activities related to printing	-	-	2,498	1,137	2,603	17,504
C201	Manufacture of basic chemicals	}	-	1,455	2,674	43,683	51,185
C202	Manufacture of other chemical products, n.e.c.						
C210	Manufacture of pharmaceuticals, medicinal chemical and botanical products						
C221	Manufacture of rubber products	s	s	s	s	s	s
C222	Manufacture of plastic products	s	s	s	s	s	s
C239	Manufacture of non-metallic mineral products, n.e.c.	-	-	6,375	19,364	5,529	706,768
C241	Manufacture of basic iron and steel	-	-	909	1,706	11,708	11,228
C251	Manufacture of structural metal products, tanks, reservoirs and steam generators	-	-	1,436	1,034	110	5,429
C259	Manufacture of other fabricated metal products; metal working service activities	-	-	-	-	-	-
C282	Manufacture of special purpose machinery	-	-	-	-	-	92
C292	Manufacture of bodies (coachwork) for motor vehicles; }	}	-	91	170	2,150	2,275
	manufacture of trailers and semi-trailers						
C293	Manufacture of parts and accessories for motor vehicles						
C309	Manufacture of transport equipment, n.e.c.	s	s	s	s	s	s
C310	Manufacture of furniture	-	-	952	26	1,413	8,461
C321	Manufacture of jewelry, bijouterie and related articles	}	-	408	2	344	2,253
C324	Manufacture of games and toys						
C329	Other manufacturing, n.e.c.						
C331	Repair of fabricated metal products, machinery and equipment	-	-	651	454	327	3,573
	<b>II - Cagayan Valley</b>	<b>1,922</b>	<b>569</b>	<b>27,530</b>	<b>33,776</b>	<b>200,210</b>	<b>557,426</b>
C101	Processing and preserving of meat	-	-	162	691	167	1,604

*Continued*

TABLE 5.5 - *Continued*

2009 PSIC Code	Region/ Industry Description	Expense for Non-Industrial Service Done by Others					
		Rental Expense for Office Equipment	Other Rental Expense	Communication Expense	Insurance Expense	Transport Service Expense	Other Expense for Non-Industrial Service
		(6)	(7)	(8)	(9)	(10)	(11)
C102	Processing and preserving of fish, crustaceans and mollusks	s	s	s	s	s	s
C103	Processing and preserving of fruits and vegetables	-	-	22	-	-	97
C105	Manufacture of dairy products	s	s	s	s	s	s
C106	Manufacture of grain mill products, starches and starch products	-	-	1,830	11,695	5,175	12,704
C107	Manufacture of other food products	-	569	1,947	790	95,108	84,307
C108	Manufacture of prepared animal feeds	-	-	432	461	443	800
C110	Manufacture of beverages	505	-	10,825	15,034	1,468	322,672
C120	Manufacture of tobacco products	s	s	s	s	s	s
C131	Spinning, weaving and finishing of textiles	s	s	s	s	s	s
C139	Manufacture of other textiles	s	s	s	s	s	s
C142	Custom tailoring and dressmaking	-	-	74	-	-	93
C162	Manufacture of products of wood, cork, straw and plaiting materials	-	-	24	-	-	299
C181	Printing and service activities related to printing	-	-	1,583	96	1,650	572
C182	Reproduction of recorded media	s	s	s	s	s	s
C192	Manufacture of refined petroleum products	s	s	s	s	s	s
C199	Manufacture of other fuel products	s	s	s	s	s	s
C201	Manufacture of basic chemicals	s	s	s	s	s	s
C231	Manufacture of glass and glass products	}	}	211	345	8	3,036
C239	Manufacture of non-metallic mineral products, n.e.c.						
C251	Manufacture of structural metal products, tanks, reservoirs and steam generators	-	-	25	18	12	29
C259	Manufacture of other fabricated metal products; metal working service activities	-	-	16	10	82	97
C282	Manufacture of special purpose machinery	-	-	5,363	1,197	40,511	112,167
C310	Manufacture of furniture	-	-	182	-	134	639
C321	Manufacture of jewelry, bijouterie and related articles	s	s	s	s	s	s
C329	Other manufacturing, n.e.c.	s	s	s	s	s	s
C331	Repair of fabricated metal products, machinery and equipment	-	-	538	-	50	234
	<b>III - Central Luzon</b>	<b>84,737</b>	<b>71,909</b>	<b>631,248</b>	<b>1,935,979</b>	<b>8,227,989</b>	<b>23,454,028</b>
C101	Processing and preserving of meat	-	-	29,570	23,455	242,555	394,209
C102	Processing and preserving of fish, crustaceans and mollusks	-	-	1,263	2,876	118,898	870,649
C103	Processing and preserving of fruits and vegetables	-	5,363	3,074	3,535	874,343	167,061
C104	Manufacture of vegetable and animal oils and fats	-	-	298	162	266	472
C105	Manufacture of dairy products	-	-	2,292	518	5,186	12,143
C106	Manufacture of grain mill products, starches and starch products	-	360	27,291	30,746	96,718	152,936

*Continued*

TABLE 5.5 - *Continued*

2009 PSIC Code	Region/ Industry Description	Expense for Non-Industrial Service Done by Others					
		Rental Expense for Office Equipment	Other Rental Expense	Communication Expense	Insurance Expense	Transport Service Expense	Other Expense for Non-Industrial Service
		(6)	(7)	(8)	(9)	(10)	(11)
C107	Manufacture of other food products	-	-	10,155	65,777	92,941	1,120,205
C108	Manufacture of prepared animal feeds	25,436	1,102	26,130	23,565	359,594	898,417
C110	Manufacture of beverages	1,110	2,258	30,408	27,649	17,611	603,044
C120	Manufacture of tobacco products	s	s	s	s	s	s
C131	Spinning, weaving and finishing of textiles	-	-	955	2,972	822	81,693
C139	Manufacture of other textiles	-	-	16,405	7,371	79,495	446,836
C141	Manufacture of wearing apparel, except fur apparel	1,434	1,882	13,466	24,865	168,007	811,498
C142	Custom tailoring and dressmaking	}	}	394	21	10	443
C143	Manufacture of knitted and crocheted apparel						
C151	Tanning and dressing of leather; manufacture of luggage and handbags	-	-	1,659	8,809	62,353	104,437
C152	Manufacture of footwear	200	-	5,126	4,044	177,330	29,953
C161	Sawmilling and planing of wood	}	}	6,073	8,554	4,702	18,329
C162	Manufacture of products of wood, cork, straw and plaiting materials						
C170	Manufacture of paper and paper products	558	-	31,707	65,856	55,550	405,596
C181	Printing and service activities related to printing	-	-	5,691	1,638	8,070	13,168
C192	Manufacture of refined petroleum products	-	-	717	760,893	1,371	11,716,840
C201	Manufacture of basic chemicals	1,579	-	9,129	28,200	340,190	331,941
C202	Manufacture of other chemical products, n.e.c.	-	6,845	16,395	12,593	91,984	181,225
C210	Manufacture of pharmaceuticals, medicinal chemical and botanical products	-	-	2,691	5,541	7,922	19,461
C221	Manufacture of rubber products	-	1,466	6,099	143,777	25,232	162,139
C222	Manufacture of plastic products	-	-	40,610	14,568	133,274	105,291
C231	Manufacture of glass and glass products	-	110	1,795	3,672	30,272	31,575
C239	Manufacture of non-metallic mineral products, n.e.c.	5,438	47	20,900	196,161	2,417,123	1,270,651
C241	Manufacture of basic iron and steel	3,169	-	12,398	23,704	978,654	544,357
C242	Manufacture of basic precious and other non-ferrous metals	-	-	766	251	1,039	12,229
C243	Casting of metals	-	-	915	645	4,984	6,888
C251	Manufacture of structural metal products, tanks, reservoirs and steam generators	-	141	30,024	30,619	68,646	331,539
C252	Manufacture of weapons and ammunition	}	}	10,400	13,829	342,778	181,617
C259	Manufacture of other fabricated metal products; metal working service activities						
C261	Manufacture of electronic components	1,631	9,293	51,111	147,672	479,064	509,928
C262	Manufacture of computers and peripheral equipment and accessories	284	902	23,451	27,618	280,611	92,900
C264	Manufacture of consumer electronics	}	}	572	596	1,135	5,318
C265	Manufacture of measuring, testing, navigating and control equipment; watches and clocks						
C271	Manufacture of electric motors, generators, transformers and electricity distribution and control apparatus	-	-	1,080	1,364	4,275	5,461

*Continued*

TABLE 5.5 - *Continued*

2009 PSIC Code	Region/ Industry Description	Expense for Non-Industrial Service Done by Others					
		Rental Expense for Office Equipment	Other Rental Expense	Communication Expense	Insurance Expense	Transport Service Expense	Other Expense for Non-Industrial Service
		(6)	(7)	(8)	(9)	(10)	(11)
C272	Manufacture of batteries and accumulators	1,912	-	9,973	2,167	56,365	223,545
C273	Manufacture of wiring and wiring devices	-	-	6,476	5,949	102,947	210,641
C274	Manufacture of electric lighting equipment	-	-	1,986	3,762	26,571	7,964
C275	Manufacture of domestic appliances	-	-	382	2,229	7,574	40,640
C279	Manufacture of other electrical equipment	-	-	2,838	2,589	2,448	29,312
C281	Manufacture of general purpose machinery	-	12	12,123	7,552	44,700	85,606
C282	Manufacture of special purpose machinery	32	24,965	3,387	2,504	10,179	61,826
C291	Manufacture of motor vehicles	}					
C292	Manufacture of bodies (coachwork) for motor vehicles; manufacture of trailers and semi-trailers	}	-	591	268	-	125
C293	Manufacture of parts and accessories for motor vehicles	-	-	19,327	8,471	215,406	294,490
C301	Building of ships and boats	s	s	s	s	s	s
C303	Manufacture of air and spacecraft and related machinery	1,083	-	36,205	23,945	23,966	59,662
C309	Manufacture of transport equipment, n.e.c.	-	-	1,113	338	-	5,360
C310	Manufacture of furniture	-	4,395	4,060	14,712	18,662	156,787
C321	Manufacture of jewelry, bijouterie and related articles	-	-	246	-	56	2,335
C322	Manufacture of musical instruments	s	s	s	s	s	s
C323	Manufacture of sports goods	-	-	1,659	4,721	1,398	-
C324	Manufacture of games and toys	44	-	741	1,535	22,236	18,559
C325	Manufacture of medical and dental instruments and supplies	231	1,417	3,493	8,364	19,422	60,005
C329	Other manufacturing, n.e.c.	-	11,066	2,391	3,262	8,297	67,032
C331	Repair of fabricated metal products, machinery and equipment	-	86	78,713	16,700	90,560	68,066
C332	Installation of industrial machinery and equipment	s	s	s	s	s	s
	<b>IVA - CALABARZON</b>	<b>404,726</b>	<b>480,998</b>	<b>7,397,611</b>	<b>3,661,155</b>	<b>26,479,228</b>	<b>73,065,806</b>
C101	Processing and preserving of meat	-	-	39,805	54,446	520,519	2,886,962
C102	Processing and preserving of fish, crustaceans and mollusks	-	-	580	31	309	47,929
C103	Processing and preserving of fruits and vegetables	-	-	13,705	9,038	167,765	289,587
C104	Manufacture of vegetable and animal oils and fats	-	-	5,942	12,199	100,107	177,568
C105	Manufacture of dairy products	123	-	94,812	217,439	1,419,608	8,422,725
C106	Manufacture of grain mill products, starches and starch products	4,374	480	9,142	7,720	917,873	736,412
C107	Manufacture of other food products	6,168	12,303	49,773	95,181	796,881	3,643,564
C108	Manufacture of prepared animal feeds	-	-	12,322	8,684	44,900	227,582
C110	Manufacture of beverages	-	-	38,632	69,546	2,056,868	2,727,070
C120	Manufacture of tobacco products	42	-	11,034	28,717	135,744	1,100,725
C131	Spinning, weaving and finishing of textiles	-	-	3,409	1,605	10,406	122,573
C139	Manufacture of other textiles	581	-	11,682	14,508	25,096	205,798
C141	Manufacture of wearing apparel, except fur apparel	13,789	866	37,635	23,596	467,584	1,362,319

*Continued*

TABLE 5.5 - *Continued*

2009 PSIC Code	Region/ Industry Description	Expense for Non-Industrial Service Done by Others					
		Rental Expense for Office Equipment	Other Rental Expense	Communication Expense	Insurance Expense	Transport Service Expense	Other Expense for Non-Industrial Service
		(6)	(7)	(8)	(9)	(10)	(11)
C142	Custom tailoring and dressmaking	-	-	541	141	8,441	806
C143	Manufacture of knitted and crocheted apparel	-	-	575	1,581	8,850	12,310
C151	Tanning and dressing of leather; manufacture of luggage and handbags	-	-	455	210	-	20
C152	Manufacture of footwear	319	-	3,024	10,094	6,444	40,505
C161	Sawmilling and planing of wood	}	}	}	}	}	}
C162	Manufacture of products of wood, cork, straw and plaiting materials						
C162	Manufacture of products of wood, cork, straw and plaiting materials						
C170	Manufacture of paper and paper products	181	-	18,407	79,226	411,006	388,580
C181	Printing and service activities related to printing	-	77	35,204	14,518	49,135	418,986
C182	Reproduction of recorded media	s	s	s	s	s	s
C192	Manufacture of refined petroleum products	}	}	}	}	}	}
C199	Manufacture of other fuel products						
C201	Manufacture of basic chemicals	-	6,325	10,813	303,834	181,544	272,468
C202	Manufacture of other chemical products, n.e.c.	6,953	-	18,844	187,560	101,424	756,559
C210	Manufacture of pharmaceuticals, medicinal chemical and botanical products	4,750	2,304	168,251	42,066	360,392	1,444,708
C221	Manufacture of rubber products	-	-	5,476	10,177	33,312	110,929
C222	Manufacture of plastic products	325	8,510	59,692	134,909	722,634	4,663,295
C231	Manufacture of glass and glass products	-	27,142	4,748	28,965	2,683	328,849
C239	Manufacture of non-metallic mineral products, n.e.c.	216,716	-	23,505	261,040	757,997	1,670,444
C241	Manufacture of basic iron and steel	79,509	433	17,528	30,840	350,820	401,185
C242	Manufacture of basic precious and other non-ferrous metals	-	-	4,505	2,405	3,627	15,535
C243	Casting of metals	-	1,009	41,086	49,516	69,573	127,905
C251	Manufacture of structural metal products, tanks, reservoirs and steam generators	368	-	28,590	67,294	264,719	478,225
C259	Manufacture of other fabricated metal products; metal working service activities	149	40,485	82,711	76,536	483,941	2,021,669
C261	Manufacture of electronic components	7,108	48,205	426,378	684,242	3,956,634	13,055,053
C262	Manufacture of computers and peripheral equipment and accessories	5,022	3,659	74,680	96,782	467,372	569,972
C263	Manufacture of communication equipment	-	-	1,714	3,531	74,976	334,748
C264	Manufacture of consumer electronics	103	547	4,972	14,349	111,175	231,464
C265	Manufacture of measuring, testing, navigating and control equipment; watches and clocks	290	-	2,903	1,805	15,214	42,392
C267	Manufacture of optical instruments and photographic equipment	-	13,501	8,775	3,814	174,389	211,746
C271	Manufacture of electric motors, generators, transformers and electricity distribution and control apparatus	91	22,106	19,555	29,395	261,703	557,896
C272	Manufacture of batteries and accumulators	-	-	3,177	105	11,148	79,112
C273	Manufacture of wiring and wiring devices	319	5,957	15,831	32,052	265,214	280,000
C274	Manufacture of electric lighting equipment	198	-	7,121	6,217	84,008	264,050

*Continued*



TABLE 5.5 - *Continued*

2009 PSIC Code	Region/ Industry Description	Expense for Non-Industrial Service Done by Others					
		Rental Expense for Office Equipment	Other Rental Expense	Communication Expense	Insurance Expense	Transport Service Expense	Other Expense for Non-Industrial Service
		(6)	(7)	(8)	(9)	(10)	(11)
C275	Manufacture of domestic appliances	109	-	7,677	3,671	68,323	207,630
C279	Manufacture of other electrical equipment	37	1,859	14,523	5,420	44,094	283,141
C281	Manufacture of general purpose machinery	3,655	8,261	59,324	99,634	1,846,977	2,770,532
C282	Manufacture of special purpose machinery	-	-	41,700	61,088	206,515	1,008,410
C291	Manufacture of motor vehicles	-	218,778	64,622	108,817	93,886	4,652,222
C292	Manufacture of bodies (coachwork) for motor vehicles; manufacture of trailers and semi-trailers	-	-	4,585	5,065	3,210	247,885
C293	Manufacture of parts and accessories for motor vehicles	7,757	52,037	106,900	250,247	2,315,235	4,099,387
C301	Building of ships and boats	-	-	1,298	4,573	1,748	72,032
C303	Manufacture of air and spacecraft and related machinery	15,836	3	69,020	121,002	4,758,335	6,447,078
C309	Manufacture of transport equipment, n.e.c.						
C310	Manufacture of furniture	-	108	28,597	13,745	12,213	397,178
C321	Manufacture of jewelry, bijouterie and related articles	-	-	1,500	1,833	3,639	23,999
C323	Manufacture of sports goods	-	1,211	2,227	2,366	59,788	64,221
C324	Manufacture of games and toys	-	1,121	1,303	1,202	11,816	19,125
C325	Manufacture of medical and dental instruments and supplies	1,198	3,710	117,358	174,345	280,884	220,264
C329	Other manufacturing, n.e.c.	-	-	10,175	6,565	6,963	67,756
C331	Repair of fabricated metal products, machinery and equipment	-	-	6,016	13,658	720	489,963
	<b>MIMAROPA</b>	<b>3,779</b>	<b>-</b>	<b>15,141</b>	<b>107,396</b>	<b>451,316</b>	<b>247,231</b>
C101	Processing and preserving of meat	s	s	s	s	s	s
C103	Processing and preserving of fruits and vegetables	s	s	s	s	s	s
C104	Manufacture of vegetable and animal oils and fats	-	-	255	855	13,384	6,124
C105	Manufacture of dairy products	s	s	s	s	s	s
C106	Manufacture of grain mill products, starches and starch products	-	-	919	5,118	-	1,720
C107	Manufacture of other food products	-	-	11,776	1,472	48,857	45,022
C110	Manufacture of beverages	-	-	485	-	922	1,080
C131	Spinning, weaving and finishing of textiles	s	s	s	s	s	s
C142	Custom tailoring and dressmaking	-	-	12	27	12	-
C151	Tanning and dressing of leather; manufacture of luggage and handbags	s	s	s	s	s	s
C162	Manufacture of products of wood, cork, straw and plaiting materials	s	s	s	s	s	s
C181	Printing and service activities related to printing	-	-	58	-	55	75
C192	Manufacture of refined petroleum products	s	s	s	s	s	s
C201	Manufacture of basic chemicals	-	-	-	96	-	256
C202	Manufacture of other chemical products, n.e.c.						
C210	Manufacture of pharmaceuticals, medicinal chemical and botanical products	s	s	s	s	s	s

*Continued*

TABLE 5.5 - *Continued*

2009 PSIC Code	Region/ Industry Description	Expense for Non-Industrial Service Done by Others					
		Rental Expense for Office Equipment	Other Rental Expense	Communication Expense	Insurance Expense	Transport Service Expense	Other Expense for Non-Industrial Service
		(6)	(7)	(8)	(9)	(10)	(11)
C222	Manufacture of plastic products	s	s	s	s	s	s
C239	Manufacture of non-metallic mineral products, n.e.c.	-	-	26	54	2,000	70
C242	Manufacture of basic precious and other non-ferrous metals	s	s	s	s	s	s
C259	Manufacture of other fabricated metal products; metal working service activities	-	-	-	-	3,295	97
C282	Manufacture of special purpose machinery	s	s	s	s	s	s
C310	Manufacture of furniture	-	-	-	-	-	-
C331	Repair of fabricated metal products, machinery and equipment	-	-	54	-	-	-
	<b>V - Bicol Region</b>	-	<b>14,107</b>	<b>103,950</b>	<b>155,799</b>	<b>1,417,598</b>	<b>4,129,830</b>
C101	Processing and preserving of meat	-	-	86	237	46	416
C102	Processing and preserving of fish, crustaceans and mollusks	-	351	236	74	6,917	13,094
C103	Processing and preserving of fruits and vegetables	-	-	511	136	139	15
C104	Manufacture of vegetable and animal oils and fats	-	-	2,583	3,979	24,012	11,334
C105	Manufacture of dairy products	-	-	615	5	5	963
C106	Manufacture of grain mill products, starches and starch products	-	13,756	63,983	17,045	6,108	11,804
C107	Manufacture of other food products	-	-	5,732	8,204	2,528	6,539
C108	Manufacture of prepared animal feeds	-	-	3,152	5,727	61,064	108,171
C110	Manufacture of beverages	-	-	15,894	9,317	739,967	3,460,895
C120	Manufacture of tobacco products	s	s	s	s	s	s
C131	Spinning, weaving and finishing of textiles	-	-	6	-	8	-
C139	Manufacture of other textiles	-	-	20	3,136	7,696	329
C141	Manufacture of wearing apparel, except fur apparel	}	-	288	40	705	101
C142	Custom tailoring and dressmaking						
C152	Manufacture of footwear	s	s	s	s	s	s
C162	Manufacture of products of wood, cork, straw and plaiting materials	-	-	2,278	1,369	5,693	11,917
C170	Manufacture of paper and paper products	s	s	s	s	s	s
C181	Printing and service activities related to printing	-	-	1,104	-	107	-
C192	Manufacture of refined petroleum products	s	s	s	s	s	s
C201	Manufacture of basic chemicals	-	-	9	-	4	14
C210	Manufacture of pharmaceuticals, medicinal chemical and botanical products	s	s	s	s	s	s
C231	Manufacture of glass and glass products	}	-	2,680	1,005	298,742	294,006
C239	Manufacture of non-metallic mineral products, n.e.c.						
C241	Manufacture of basic iron and steel						
C242	Manufacture of basic precious and other non-ferrous metals						

*Continued*

TABLE 5.5 - *Continued*

2009 PSIC Code	Region/ Industry Description	Expense for Non-Industrial Service Done by Others					
		Rental Expense for Office Equipment	Other Rental Expense	Communication Expense	Insurance Expense	Transport Service Expense	Other Expense for Non-Industrial Service
		(6)	(7)	(8)	(9)	(10)	(11)
C251	Manufacture of structural metal products, tanks, reservoirs and steam generators	-	-	207	156	1,516	325
C259	Manufacture of other fabricated metal products; metal working service activities	-	-	-	-	-	211
C282	Manufacture of special purpose machinery	-	-	81	-	82	65
C293	Manufacture of parts and accessories for motor vehicles	s	s	s	s	s	s
C310	Manufacture of furniture	-	-	625	344	-	258
C329	Other manufacturing, n.e.c.	-	-	48	43	144	396
C331	Repair of fabricated metal products, machinery and equipment	-	-	132	-	-	-
	<b>VI - Western Visayas</b>	<b>2,592</b>	<b>1,980</b>	<b>231,880</b>	<b>181,215</b>	<b>1,589,036</b>	<b>3,193,470</b>
C101	Processing and preserving of meat	-	-	481	198	205	1,650
C102	Processing and preserving of fish, crustaceans and mollusks	-	-	682	643	8,513	16,957
C103	Processing and preserving of fruits and vegetables	-	-	57	665	296	3,910
C104	Manufacture of vegetable and animal oils and fats	-	-	19	74	466	10,834
C105	Manufacture of dairy products	-	-	23	-	4	159
C106	Manufacture of grain mill products, starches and starch products	-	-	5,302	4,827	166,712	168,228
C107	Manufacture of other food products	2,456	1,684	186,107	107,057	665,982	2,402,318
C108	Manufacture of prepared animal feeds	129	-	4,388	1,690	142,283	65,612
C110	Manufacture of beverages	-	296	15,379	38,660	561,057	341,936
C131	Spinning, weaving and finishing of textiles	-	-	236	595	24	9,441
C139	Manufacture of other textiles	-	-	-	-	-	269
C141	Manufacture of wearing apparel, except fur apparel	-	-	682	240	2,065	4,160
C142	Custom tailoring and dressmaking	-	-	318	-	117	7,381
C161	Sawmilling and planing of wood	}	}	785	606	712	2,889
C162	Manufacture of products of wood, cork, straw and plaiting materials						
C170	Manufacture of paper and paper products						
C181	Printing and service activities related to printing	s	s	s	s	s	s
C199	Manufacture of other fuel products	-	-	3,079	312	-	20,181
C201	Manufacture of basic chemicals	s	s	s	s	s	s
C202	Manufacture of other chemical products, n.e.c.	-	-	1,903	17,743	6,228	76,889
C210	Manufacture of pharmaceuticals, medicinal chemical and botanical products	-	-	3	-	-	339
C222	Manufacture of plastic products	-	-	496	509	-	2,357
C231	Manufacture of glass and glass products	-	-	944	1,919	2,097	11,011
C239	Manufacture of non-metallic mineral products, n.e.c.	-	-	424	-	558	1,799
C241	Manufacture of basic iron and steel	}	}	711	918	8,360	6,337
C243	Casting of metals						

*Continued*

TABLE 5.5 - *Continued*

2009 PSIC Code	Region/ Industry Description	Expense for Non-Industrial Service Done by Others					
		Rental Expense for Office Equipment	Other Rental Expense	Communication Expense	Insurance Expense	Transport Service Expense	Other Expense for Non-Industrial Service
		(6)	(7)	(8)	(9)	(10)	(11)
C251	Manufacture of structural metal products, tanks, reservoirs and steam generators	-	-	71	187	37	2,235
C259	Manufacture of other fabricated metal products; metal working service activities	-	-	346	357	3,974	4,648
C273	Manufacture of wiring and wiring devices	s	s	s	s	s	s
C275	Manufacture of domestic appliances	s	s	s	s	s	s
C282	Manufacture of special purpose machinery	-	-	1,807	2,606	14,566	11,664
C310	Manufacture of furniture	-	-	6,519	780	3,735	10,668
C329	Other manufacturing, n.e.c.	8	-	341	124	537	4,970
C331	Repair of fabricated metal products, machinery and equipment	-	-	653	454	294	3,700
	<b>VII - Central Visayas</b>	<b>16,217</b>	<b>34,667</b>	<b>450,275</b>	<b>1,620,721</b>	<b>8,950,946</b>	<b>11,513,260</b>
C101	Processing and preserving of meat	-	-	24,680	27,129	421,656	538,777
C102	Processing and preserving of fish, crustaceans and mollusks	-	-	13,438	8,090	92,396	158,565
C103	Processing and preserving of fruits and vegetables	-	882	3,270	1,124	21,637	33,004
C104	Manufacture of vegetable and animal oils and fats	11	-	4,178	23,213	50,459	438,415
C105	Manufacture of dairy products	-	-	1,535	2,553	300	16,860
C106	Manufacture of grain mill products, starches and starch products	-	-	1,102	4,475	14,236	143,914
C107	Manufacture of other food products	11,585	21,193	35,357	30,662	110,757	857,231
C108	Manufacture of prepared animal feeds	-	-	13,438	36,105	572,648	1,060,262
C110	Manufacture of beverages	131	-	8,756	51,230	1,735,299	2,126,706
C131	Spinning, weaving and finishing of textiles	-	-	13	-	188	356
C139	Manufacture of other textiles	-	-	787	355	4,728	17,478
C141	Manufacture of wearing apparel, except fur apparel	188	9	10,865	15,048	126,051	182,240
C142	Custom tailoring and dressmaking	-	-	432	-	720	528
C151	Tanning and dressing of leather; manufacture of luggage and handbags	s	s	s	s	s	s
C152	Manufacture of footwear	-	-	815	3,422	3,134	20,120
C161	Sawmilling and planing of wood	}	}	6,678	8,113	41,300	81,377
C162	Manufacture of products of wood, cork, straw and plaiting materials						
C170	Manufacture of paper and paper products	-	68	12,427	12,508	146,291	46,558
C181	Printing and service activities related to printing	-	-	32,960	11,522	253,471	191,846
C199	Manufacture of other fuel products	s	s	s	s	s	s
C201	Manufacture of basic chemicals	-	-	234	-	15	958,964
C202	Manufacture of other chemical products, n.e.c.	331	198	12,909	30,344	26,784	80,774
C203	Manufacture of man-made fibers						
C210	Manufacture of pharmaceuticals, medicinal chemical and botanical products						
		-	-	2,077	1,124	22,208	19,024

*Continued*

TABLE 5.5 - *Continued*

2009 PSIC Code	Region/ Industry Description	Expense for Non-Industrial Service Done by Others					
		Rental Expense for Office Equipment	Other Rental Expense	Communication Expense	Insurance Expense	Transport Service Expense	Other Expense for Non-Industrial Service
		(6)	(7)	(8)	(9)	(10)	(11)
C221	Manufacture of rubber products	-	36	4,706	6,484	60,599	56,004
C222	Manufacture of plastic products	-	-	54,772	59,965	66,149	179,622
C231	Manufacture of glass and glass products	-	-	2,984	2,570	15,939	13,131
C239	Manufacture of non-metallic mineral products, n.e.c.	330	6,984	15,193	848,332	3,302,295	387,788
C241	Manufacture of basic iron and steel	}	}	16,281	20,946	274,798	376,305
C242	Manufacture of basic precious and other non-ferrous metals						
C243	Casting of metals						
C251	Manufacture of structural metal products, tanks, reservoirs and steam generators	-	-	3,578	8,850	4,126	26,627
C252	Manufacture of weapons and ammunition	s	s	s	s	s	s
C259	Manufacture of other fabricated metal products; metal working service activities	-	20	7,460	8,389	41,702	100,217
C261	Manufacture of electronic components	-	-	29,400	142,744	357,288	704,345
C262	Manufacture of computers and peripheral equipment and accessories	}	}	5,189	2,011	77,660	92,957
C263	Manufacture of communication equipment						
C265	Manufacture of measuring, testing, navigating and control equipment; watches and clocks						
C267	Manufacture of optical instruments and photographic equipment	604	-	4,986	4,520	15,169	49,525
C271	Manufacture of electric motors, generators, transformers and electricity distribution and control apparatus	-	553	9,278	12,024	95,007	151,460
C273	Manufacture of wiring and wiring devices	-	-	3,873	8,972	38,124	18,331
C274	Manufacture of electric lighting equipment	s	s	s	s	s	s
C275	Manufacture of domestic appliances	-	-	715	297	17,535	3,418
C281	Manufacture of general purpose machinery	2,478	-	1,768	4,177	33	43,691
C282	Manufacture of special purpose machinery	214	-	10,272	2,323	33,966	50,944
C291	Manufacture of motor vehicles	-	-	2,970	949	2,984	59,162
C292	Manufacture of motor vehicles	154	-	792	2,853	23,650	22,569
C292	Manufacture of bodies (coachwork) for motor vehicles; manufacture of trailers and semi-trailers	}	}	7,932	27,846	289,054	88,328
C293	Manufacture of parts and accessories for motor vehicles						
C301	Building of ships and boats						
C309	Manufacture of transport equipment, n.e.c.	-	-	2,240	26,946	5,633	52,309
C310	Manufacture of furniture	s	s	s	s	s	s
C321	Manufacture of jewelry, bijouterie and related articles	48	36	37,056	26,764	270,906	582,762
C322	Manufacture of musical instruments	-	-	7,637	4,364	32,354	60,420
C323	Manufacture of sports goods	s	s	s	s	s	s
C324	Manufacture of games and toys	s	s	s	s	s	s
C325	Manufacture of medical and dental instruments and supplies	-	-	776	2,124	11,679	10,249
C329	Other manufacturing, n.e.c.	-	930	6,924	5,565	70,237	94,568
		-	-	2,388	413	1,933	19,534

*Continued*

TABLE 5.5 - *Continued*

2009 PSIC Code	Region/ Industry Description	Expense for Non-Industrial Service Done by Others					
		Rental Expense for Office Equipment	Other Rental Expense	Communication Expense	Insurance Expense	Transport Service Expense	Other Expense for Non-Industrial Service
		(6)	(7)	(8)	(9)	(10)	(11)
C331	Repair of fabricated metal products, machinery and equipment	-	150	18,981	111,118	50,174	1,198,253
	<b>VIII - Eastern Visayas</b>	<b>126</b>	<b>13</b>	<b>50,541</b>	<b>233,950</b>	<b>576,971</b>	<b>1,026,862</b>
C101	Processing and preserving of meat	s	s	s	s	s	s
C102	Processing and preserving of fish, crustaceans and mollusks	-	-	28	1,511	28,604	3,761
C103	Processing and preserving of fruits and vegetables	s	s	s	s	s	s
C104	Manufacture of vegetable and animal oils and fats	126	-	867	24,241	81,994	19,771
C106	Manufacture of grain mill products, starches and starch products	-	-	782	1,413	365	90,466
C107	Manufacture of other food products	-	-	41,644	4,428	2,813	113,604
C110	Manufacture of beverages	-	-	1,747	1,597	3,144	30,201
C139	Manufacture of other textiles	s	s	s	s	s	s
C142	Custom tailoring and dressmaking	-	-	-	-	14	-
C162	Manufacture of products of wood, cork, straw and plaiting materials	s	s	s	s	s	s
C170	Manufacture of paper and paper products	-	-	707	2,008	15,846	9,438
C181	Printing and service activities related to printing	-	-	746	109	-	1,029
C192	Manufacture of refined petroleum products	s	s	s	s	s	s
C201	Manufacture of basic chemicals	}	}	736	1,123	119	569,171
C202	Manufacture of other chemical products, n.e.c.						
C210	Manufacture of pharmaceuticals, medicinal chemical and botanical products	s	s	s	s	s	s
C221	Manufacture of rubber products	s	s	s	s	s	s
C222	Manufacture of plastic products	s	s	s	s	s	s
C231	Manufacture of glass and glass products	-	-	104	32	119	75
C239	Manufacture of non-metallic mineral products, n.e.c.	-	-	958	7,583	5,864	34,779
C242	Manufacture of basic precious and other non-ferrous metals	s	s	s	s	s	s
C243	Casting of metals	s	s	s	s	s	s
C251	Manufacture of structural metal products, tanks, reservoirs and steam generators	s	s	s	s	s	s
C259	Manufacture of other fabricated metal products; metal working service activities	-	13	6	-	-	25
C273	Manufacture of wiring and wiring devices	s	s	s	s	s	s
C282	Manufacture of special purpose machinery	s	s	s	s	s	s
C310	Manufacture of furniture	-	-	14	-	11	36
C329	Other manufacturing, n.e.c.	-	-	43	47	-	85
C331	Repair of fabricated metal products, machinery and equipment	-	-	83	-	-	95

*Continued*

TABLE 5.5 - *Continued*

2009 PSIC Code	Region/ Industry Description	Expense for Non-Industrial Service Done by Others					
		Rental Expense for Office Equipment	Other Rental Expense	Communication Expense	Insurance Expense	Transport Service Expense	Other Expense for Non-Industrial Service
		(6)	(7)	(8)	(9)	(10)	(11)
	<b>IX - Zamboanga Peninsula</b>	-	-	<b>115,926</b>	<b>50,809</b>	<b>126,641</b>	<b>745,520</b>
C101	Processing and preserving of meat	-	-	5	11	106	3,080
C102	Processing and preserving of fish, crustaceans and mollusks	-	-	3,238	10,893	61,791	289,110
C103	Processing and preserving of fruits and vegetables	s	s	s	s	s	s
C104	Manufacture of vegetable and animal oils and fats	-	-	355	9,211	12,037	132,608
C105	Manufacture of dairy products	s	s	s	s	s	s
C106	Manufacture of grain mill products, starches and starch products	-	-	957	2,390	6,085	13,041
C107	Manufacture of other food products	-	-	79,376	14,907	530	321
C108	Manufacture of prepared animal feeds	s	s	s	s	s	s
C110	Manufacture of beverages	-	-	28,713	8,058	1,521	56,343
C142	Custom tailoring and dressmaking	-	-	-	96	-	-
C161	Sawmilling and planing of wood	}	}	53	36	2,563	200,417
C162	Manufacture of products of wood, cork, straw and plaiting materials						
C181	Printing and service activities related to printing	-	-	795	395	74	9,937
C202	Manufacture of other chemical products, n.e.c.	s	s	s	s	s	s
C221	Manufacture of rubber products	-	-	198	62	4	782
C222	Manufacture of plastic products	-	-	43	160	423	114
C231	Manufacture of glass and glass products	}	}	202	170	-	128
C239	Manufacture of non-metallic mineral products, n.e.c.						
C241	Manufacture of basic iron and steel	s	s	s	s	s	s
C251	Manufacture of structural metal products, tanks, reservoirs and steam generators	s	s	s	s	s	s
C259	Manufacture of other fabricated metal products; metal working service activities	-	-	1,112	4,234	40,513	33,961
C301	Building of ships and boats	s	s	s	s	s	s
C310	Manufacture of furniture	-	-	294	59	-	200
C324	Manufacture of games and toys	}	}	12	-	-	18
C329	Other manufacturing, n.e.c.						
C331	Repair of fabricated metal products, machinery and equipment	-	-	256	6	73	181
	<b>X - Northern Mindanao</b>	<b>1,588</b>	<b>350</b>	<b>165,368</b>	<b>217,937</b>	<b>2,068,323</b>	<b>2,244,395</b>
C101	Processing and preserving of meat	-	-	293	680	819	2,496
C102	Processing and preserving of fish, crustaceans and mollusks	s	s	s	s	s	s
C103	Processing and preserving of fruits and vegetables	-	-	1,084	389	7,649	25,858
C104	Manufacture of vegetable and animal oils and fats	-	-	12,403	18,367	84,257	98,888
C105	Manufacture of dairy products	-	-	693	18,919	3	70,906

*Continued*

TABLE 5.5 - *Continued*

2009 PSIC Code	Region/ Industry Description	Expense for Non-Industrial Service Done by Others					
		Rental Expense for Office Equipment	Other Rental Expense	Communication Expense	Insurance Expense	Transport Service Expense	Other Expense for Non-Industrial Service
		(6)	(7)	(8)	(9)	(10)	(11)
C106	Manufacture of grain mill products, starches and starch products	323	-	46,395	43,853	622,738	422,024
C107	Manufacture of other food products	-	-	32,525	18,009	90,963	313,505
C108	Manufacture of prepared animal feeds	-	-	-	-	492	-
C110	Manufacture of beverages	596	-	20,338	65,251	548,909	839,080
C139	Manufacture of other textiles	s	s	s	s	s	s
C141	Manufacture of wearing apparel, except fur apparel	-	-	661	179	279	19
C142	Custom tailoring and dressmaking	-	-	-	-	-	23
C152	Manufacture of footwear	s	s	s	s	s	s
C161	Sawmilling and planing of wood	-	-	1,004	729	1,793	735
C162	Manufacture of products of wood, cork, straw and plaiting materials	-	-	152	33	1,349	1,008
C170	Manufacture of paper and paper products	-	-	2,630	5,750	95,946	3,266
C181	Printing and service activities related to printing	-	-	14,359	17,692	1,972	40,864
C192	Manufacture of refined petroleum products	s	s	s	s	s	s
C201	Manufacture of basic chemicals	28	-	12,133	12,548	397,961	169,838
C202	Manufacture of other chemical products, n.e.c.	-	-	3,291	1,921	110,834	51,017
C210	Manufacture of pharmaceuticals, medicinal chemical and botanical products	s	s	s	s	s	s
C221	Manufacture of rubber products	s	s	s	s	s	s
C222	Manufacture of plastic products	-	-	353	369	1,589	22,450
C231	Manufacture of glass and glass products	}	}	24	794	3,273	462
C239	Manufacture of non-metallic mineral products, n.e.c.						
C241	Manufacture of basic iron and steel	150	-	15,420	9,949	93,138	144,427
C243	Casting of metals	s	s	s	s	s	s
C251	Manufacture of structural metal products, tanks, reservoirs and steam generators	-	-	-	-	24	13
C252	Manufacture of weapons and ammunition	s	s	s	s	s	s
C259	Manufacture of other fabricated metal products; metal working service activities	-	-	231	440	336	118
C282	Manufacture of special purpose machinery	-	-	326	1,299	168	11,502
C291	Manufacture of motor vehicles	-	-	25	-	16	37
C292	Manufacture of bodies (coachwork) for motor vehicles; manufacture of trailers and semi-trailers	s	s	s	s	s	s
C310	Manufacture of furniture	-	-	28	196	198	116
C321	Manufacture of jewelry, bijouterie and related articles	}	}	104	-	-	1,649
C324	Manufacture of games and toys						
C325	Manufacture of medical and dental instruments and supplies						
C329	Other manufacturing, n.e.c.						
C331	Repair of fabricated metal products, machinery and equipment	-	-	543	279	392	2,955

*Continued*



TABLE 5.5 - *Continued*

2009 PSIC Code	Region/ Industry Description	Expense for Non-Industrial Service Done by Others					
		Rental Expense for Office Equipment	Other Rental Expense	Communication Expense	Insurance Expense	Transport Service Expense	Other Expense for Non-Industrial Service
		(6)	(7)	(8)	(9)	(10)	(11)
	<b>XI - Davao Region</b>	<b>116,166</b>	<b>22,731</b>	<b>187,579</b>	<b>522,603</b>	<b>3,830,324</b>	<b>3,136,175</b>
C101	Processing and preserving of meat	100,216	-	14,087	3,898	396,995	238,217
C102	Processing and preserving of fish, crustaceans and mollusks	100	-	123	624	496	525
C103	Processing and preserving of fruits and vegetables	-	10,253	1,032	1,322	5,360	60,097
C104	Manufacture of vegetable and animal oils and fats	-	-	16,907	51,873	481,696	532,061
C105	Manufacture of dairy products	-	-	43	-	2	353
C106	Manufacture of grain mill products, starches and starch products	-	-	5,949	9,257	16,459	20,766
C107	Manufacture of other food products	-	4,898	17,329	75,467	68,944	120,805
C108	Manufacture of prepared animal feeds	15,418	3,766	1,355	3,037	48,045	17,689
C110	Manufacture of beverages	59	-	22,533	50,228	1,197,582	342,228
C120	Manufacture of tobacco products	s	s	s	s	s	s
C131	Spinning, weaving and finishing of textiles	-	-	74	95	5,262	154
C139	Manufacture of other textiles	-	-	222	45	1,088	1,326
C141	Manufacture of wearing apparel, except fur apparel	-	-	5	-	-	52
C142	Custom tailoring and dressmaking	-	-	1,445	28	-	2,216
C152	Manufacture of footwear	-	-	40	33	167	65
C161	Sawmilling and planing of wood	}	}	1,524	1,279	3,529	4,425
C162	Manufacture of products of wood, cork, straw and plaiting materials						
C170	Manufacture of paper and paper products						
C181	Printing and service activities related to printing	-	-	56,651	18,321	75,785	996,103
C192	Manufacture of refined petroleum products	s	s	s	s	s	s
C201	Manufacture of basic chemicals	-	-	1,895	3,042	37,758	17,005
C202	Manufacture of other chemical products, n.e.c.	-	3,667	3,277	3,180	22,110	72,404
C210	Manufacture of pharmaceuticals, medicinal chemical and botanical products	-	-	485	200	1,638	18,817
C221	Manufacture of rubber products	-	-	433	16	5,598	347
C222	Manufacture of plastic products	373	-	7,465	13,038	34,187	73,969
C231	Manufacture of glass and glass products	-	145	90	241	18	670
C239	Manufacture of non-metallic mineral products, n.e.c.	-	-	12,464	244,480	1,246,215	46,891
C241	Manufacture of basic iron and steel	-	-	2,491	1,414	229	19,410
C242	Manufacture of basic precious and other non-ferrous metals	-	-	1,146	2,194	15,023	14,436
C243	Casting of metals	s	s	s	s	s	s
C251	Manufacture of structural metal products, tanks, reservoirs and steam generators	-	-	11,358	14,638	80,468	32,322
C252	Manufacture of weapons and ammunition	s	s	s	s	s	s
C259	Manufacture of other fabricated metal products; metal working service activities	-	-	3,601	3,135	30,298	15,742

*Continued*

TABLE 5.5 - *Continued*

2009 PSIC Code	Region/ Industry Description	Expense for Non-Industrial Service Done by Others					
		Rental Expense for Office Equipment	Other Rental Expense	Communication Expense	Insurance Expense	Transport Service Expense	Other Expense for Non-Industrial Service
		(6)	(7)	(8)	(9)	(10)	(11)
C265	Manufacture of measuring, testing, navigating and control equipment; watches and clocks	s	s	s	s	s	s
C275	Manufacture of domestic appliances	s	s	s	s	s	s
C279	Manufacture of other electrical equipment	s	s	s	s	s	s
C281	Manufacture of general purpose machinery	-	-	128	6	398	927
C282	Manufacture of special purpose machinery	-	-	46	7	-	52
C291	Manufacture of motor vehicles	s	s	s	s	s	s
C293	Manufacture of parts and accessories for motor vehicles	s	s	s	s	s	s
C301	Building of ships and boats	}	}	537	355	16,403	71,464
C309	Manufacture of transport equipment, n.e.c.						
C310	Manufacture of furniture	-	-	353	-	273	6,901
C321	Manufacture of jewelry, bijouterie and related articles	s	s	s	s	s	s
C329	Other manufacturing, n.e.c.	-	-	43	700	133	75
C331	Repair of fabricated metal products, machinery and equipment	-	-	752	100	222	7,824
	<b>XII - SOCCSKSARGEN</b>	<b>150</b>	<b>18,907</b>	<b>51,959</b>	<b>89,902</b>	<b>697,546</b>	<b>1,571,841</b>
C101	Processing and preserving of meat	-	-	1,288	1,893	15,008	14,045
C102	Processing and preserving of fish, crustaceans and mollusks	-	4,997	9,376	38,209	261,520	819,442
C103	Processing and preserving of fruits and vegetables	-	-	34	-	-	342,367
C104	Manufacture of vegetable and animal oils and fats	-	-	4,931	6,613	185,832	151,377
C105	Manufacture of dairy products	s	s	s	s	s	s
C106	Manufacture of grain mill products, starches and starch products	-	-	3,124	8,135	31,566	41,735
C107	Manufacture of other food products	-	1,109	7,001	15,910	62,352	56,320
C108	Manufacture of prepared animal feeds	150	-	253	1,471	3,459	6,798
C110	Manufacture of beverages	-	-	39	-	-	2,294
C131	Spinning, weaving and finishing of textiles	}	}	41	1	120	4,367
C139	Manufacture of other textiles						
C141	Manufacture of wearing apparel, except fur apparel	-	-	151	18	22	37
C142	Custom tailoring and dressmaking	-	-	43	-	-	18
C152	Manufacture of footwear	s	s	s	s	s	s
C161	Sawmilling and planing of wood	-	-	56	69	124	153
C162	Manufacture of products of wood, cork, straw and plaiting materials	-	-	305	11	91	1,731
C170	Manufacture of paper and paper products	s	s	s	s	s	s
C181	Printing and service activities related to printing	-	-	16,430	1,586	66,404	147
C192	Manufacture of refined petroleum products	s	s	s	s	s	s
C201	Manufacture of basic chemicals	-	-	262	242	15	15,929
C202	Manufacture of other chemical products, n.e.c.	-	-	240	-	-	5,903

*Continued*

TABLE 5.5 - *Continued*

2009 PSIC Code	Region/ Industry Description	Expense for Non-Industrial Service Done by Others					
		Rental Expense for Office Equipment	Other Rental Expense	Communication Expense	Insurance Expense	Transport Service Expense	Other Expense for Non-Industrial Service
		(6)	(7)	(8)	(9)	(10)	(11)
C210	Manufacture of pharmaceuticals, medicinal chemical and botanical products	s	s	s	s	s	s
C221	Manufacture of rubber products	-	-	25	-	-	120
C222	Manufacture of plastic products	s	s	s	s	s	s
C231	Manufacture of glass and glass products	}	-	299	38	248	1,235
C239	Manufacture of non-metallic mineral products, n.e.c.						
C241	Manufacture of basic iron and steel	-	-	-	149	-	-
C243	Casting of metals	s	s	s	s	s	s
C251	Manufacture of structural metal products, tanks, reservoirs and steam generators	-	-	190	-	303	500
C259	Manufacture of other fabricated metal products; metal working service activities	-	2,624	503	1,288	49,997	23,999
C282	Manufacture of special purpose machinery	-	-	14	-	5	-
C301	Building of ships and boats	}	80	1,120	46	46	36,437
C309	Manufacture of transport equipment, n.e.c.						
C310	Manufacture of furniture	-	-	247	483	3,267	4,943
C323	Manufacture of sports goods	s	s	s	s	s	s
C331	Repair of fabricated metal products, machinery and equipment	-	10,098	4,720	11,514	6,032	12,440
	<b>XIII - Caraga</b>	-	<b>1,119</b>	<b>299,715</b>	<b>279,759</b>	<b>582,031</b>	<b>849,355</b>
C101	Processing and preserving of meat	-	-	139	493	71	1,179
C102	Processing and preserving of fish, crustaceans and mollusks	s	s	s	s	s	s
C103	Processing and preserving of fruits and vegetables	s	s	s	s	s	s
C104	Manufacture of vegetable and animal oils and fats	-	-	1,238	4,248	61,876	23,568
C106	Manufacture of grain mill products, starches and starch products	-	-	80	2,096	-	10,503
C107	Manufacture of other food products	-	-	2,571	65	15,226	41,791
C108	Manufacture of prepared animal feeds	s	s	s	s	s	s
C110	Manufacture of beverages	-	-	4,185	779	695	28,190
C139	Manufacture of other textiles	s	s	s	s	s	s
C142	Custom tailoring and dressmaking	-	-	1	-	1	-
C152	Manufacture of footwear	s	s	s	s	s	s
C161	Sawmilling and planing of wood	-	-	280	531	1,141	225
C162	Manufacture of products of wood, cork, straw and plaiting materials	-	-	254	4,278	111,765	9,576
C181	Printing and service activities related to printing	-	347	100	428	-	2,070
C199	Manufacture of other fuel products	s	s	s	s	s	s
C201	Manufacture of basic chemicals	}	-	981	1,830	14,038	16,842
C202	Manufacture of other chemical products, n.e.c.						
C221	Manufacture of rubber products	s	s	s	s	s	s

*Continued*

TABLE 5.5 - *Concluded*

2009 PSIC Code	Region/ Industry Description	Expense for Non-Industrial Service Done by Others					
		Rental Expense for Office Equipment	Other Rental Expense	Communication Expense	Insurance Expense	Transport Service Expense	Other Expense for Non-Industrial Service
		(6)	(7)	(8)	(9)	(10)	(11)
C231	Manufacture of glass and glass products }	-	51	13,916	41,701	113,644	26,378
C239	Manufacture of non-metallic mineral products, n.e.c. }						
C241	Manufacture of basic iron and steel }						
C242	Manufacture of basic precious and other non-ferrous metals }	-	721	275,118	222,116	260,566	669,757
C251	Manufacture of structural metal products, tanks, reservoirs and steam generators }						
C259	Manufacture of other fabricated metal products; metal working service activities }	-	-	269	400	1,335	1,102
C282	Manufacture of special purpose machinery	s	s	s	s	s	s
C301	Building of ships and boats	s	s	s	s	s	s
C309	Manufacture of transport equipment, n.e.c.	s	s	s	s	s	s
C310	Manufacture of furniture	-	-	65	-	-	6,582
C321	Manufacture of jewelry, bijouterie and related articles	-	-	2	-	-	27
C324	Manufacture of games and toys }						
C329	Other manufacturing, n.e.c. }	-	-	18	-	26	11
C331	Repair of fabricated metal products, machinery and equipment	-	-	88	14	424	5,768
	<b>Autonomous Region in Muslim Mindanao</b>	-	-	<b>3,419</b>	<b>1,721</b>	<b>101,020</b>	<b>62,552</b>
C101	Processing and preserving of meat	s	s	s	s	s	s
C104	Manufacture of vegetable and animal oils and fats	s	s	s	s	s	s
C106	Manufacture of grain mill products, starches and starch products	-	-	1,609	58	71,808	53,310
C107	Manufacture of other food products	-	-	-	-	-	140
C108	Manufacture of prepared animal feeds	s	s	s	s	s	s
C110	Manufacture of beverages	-	-	44	-	-	-
C142	Custom tailoring and dressmaking	s	s	s	s	s	s
C221	Manufacture of rubber products	s	s	s	s	s	s
C239	Manufacture of non-metallic mineral products, n.e.c.	s	s	s	s	s	s
C301	Building of ships and boats	s	s	s	s	s	s
C310	Manufacture of furniture	s	s	s	s	s	s

- zero value

} Combined data

s Suppressed data

Notes: Values are in thousand pesos, except number of establishments.

Details may not add-up to total due to rounding and/or statistical disclosure control.

Source: Philippine Statistics Authority, 2019 Annual Survey of Philippine Business and Industry (Final Results)

Table 5.6. Number of Establishments and Cost by Type for Manufacturing Establishments by Region and Industry Group: Philippines, 2019

2009 PSIC Code	Region/ Industry Description	Number of Establishments	Cost				
			Total	Raw Materials Purchased	Other Materials and Supplies Purchased	Electricity	Water
		(1)	(2)	(3)	(4)	(5)	(6)
	Philippines	24,270	4,987,997,636	3,239,473,013	252,231,100	117,362,280	20,286,038
C101	Processing and preserving of meat	294	132,746,951	52,629,714	3,277,522	2,454,662	391,286
C102	Processing and preserving of fish, crustaceans and mollusks	225	47,859,508	35,235,629	830,353	959,658	210,764
C103	Processing and preserving of fruits and vegetables	144	44,240,295	25,994,820	3,708,419	781,740	162,875
C104	Manufacture of vegetable and animal oils and fats	136	104,367,691	77,351,384	3,643,460	2,974,081	304,523
C105	Manufacture of dairy products	89	198,222,740	101,519,457	13,467,064	2,324,965	292,594
C106	Manufacture of grain mill products, starches and starch products	1,218	161,153,269	115,828,858	1,821,190	3,095,339	365,176
C107	Manufacture of other food products	7,739	290,990,876	175,517,618	14,051,410	10,671,988	1,743,563
C108	Manufacture of prepared animal feeds	196	103,380,513	85,091,497	1,285,827	1,598,769	257,448
C110	Manufacture of beverages	2,637	375,604,822	190,517,206	9,786,442	4,132,372	1,135,976
C120	Manufacture of tobacco products	19	85,091,433	16,465,846	80,006	360,778	225,401
C131	Spinning, weaving and finishing of textiles	109	9,902,670	5,527,777	1,096,958	759,584	147,303
C139	Manufacture of other textiles	254	26,749,160	20,393,116	373,023	742,621	184,025
C141	Manufacture of wearing apparel, except fur apparel	849	39,077,682	21,187,495	3,862,257	1,625,602	341,418
C142	Custom tailoring and dressmaking	500	2,971,673	2,216,514	203,706	49,985	18,554
C143	Manufacture of knitted and crocheted apparel	19	2,124,141	1,095,197	162,330	46,816	15,225
C151	Tanning and dressing of leather; manufacture of luggage and handbags	46	2,265,123	1,558,101	113,349	60,130	12,574
C152	Manufacture of footwear	148	16,005,454	11,949,963	1,154,647	614,126	66,471
C161	Sawmilling and planing of wood	48	2,197,371	1,670,279	33,968	37,980	2,422
C162	Manufacture of products of wood, cork, straw and plaiting materials	290	44,592,709	34,902,116	2,320,533	964,870	87,542
C170	Manufacture of paper and paper products	361	120,224,893	83,302,173	9,765,720	5,959,662	1,305,951
C181	Printing and service activities related to printing	2,113	74,364,492	55,731,776	2,187,261	1,081,005	170,268
C182	Reproduction of recorded media	6	275,387	99,226	12,943	20,749	1,504
C192	Manufacture of refined petroleum products	26	467,815,565	375,219,282	2,355,618	429,147	1,832,212
C199	Manufacture of other fuel products	7	911,203	656,356	7,434	24,946	4,054
C201	Manufacture of basic chemicals	196	157,390,618	107,252,985	2,758,377	1,834,210	267,091
C202	Manufacture of other chemical products, n.e.c.	390	94,702,860	62,149,026	1,372,085	1,823,536	463,472
C203	Manufacture of man-made fibers	3	188,047	115,751	4,312	26,617	4,481
C210	Manufacture of pharmaceuticals, medicinal chemical and botanical products	121	24,846,203	15,509,195	1,100,919	651,712	116,789
C221	Manufacture of rubber products	147	31,649,638	18,188,296	2,072,435	1,308,194	86,974
C222	Manufacture of plastic products	820	139,688,512	93,785,396	6,106,313	10,800,681	1,077,559
C231	Manufacture of glass and glass products	92	16,915,863	5,286,369	3,321,666	1,010,572	12,914
C239	Manufacture of non-metallic mineral products, n.e.c.	654	172,225,958	84,809,668	5,841,487	12,832,517	2,407,520
C241	Manufacture of basic iron and steel	299	214,793,767	126,776,075	51,188,671	12,831,900	2,495,403
C242	Manufacture of basic precious and other non-ferrous metals	33	86,513,443	23,079,063	19,279,026	105,543	11,174

Continued

TABLE 5.6 - *Continued*

2009 PSIC Code	Region/ Industry Description	Number of Establishments	Cost				
			Total	Raw Materials Purchased	Other Materials and Supplies Purchased	Electricity	Water
		(1)	(2)	(3)	(4)	(5)	(6)
C243	Casting of metals	52	9,862,964	6,672,069	618,716	472,729	124,471
C251	Manufacture of structural metal products, tanks, reservoirs and steam generators	428	152,596,580	95,308,915	1,966,185	1,044,340	239,461
C252	Manufacture of weapons and ammunition	14	2,588,264	1,764,213	201,660	57,328	6,692
C259	Manufacture of other fabricated metal products; metal working service activities	761	104,975,594	74,023,568	6,147,661	2,294,721	451,721
C261	Manufacture of electronic components	145	461,060,468	316,931,420	29,741,006	14,616,172	1,273,443
C262	Manufacture of computers and peripheral equipment and accessories	32	37,979,616	26,863,580	3,355,285	1,441,225	126,351
C263	Manufacture of communication equipment	12	6,482,488	4,383,671	499,121	119,089	52,040
C264	Manufacture of consumer electronics	18	13,516,142	11,008,451	452,467	150,693	6,778
C265	Manufacture of measuring, testing, navigating and control equipment; watches and clocks	21	4,875,009	3,252,795	423,322	214,765	11,911
C267	Manufacture of optical instruments and photographic equipment	21	16,803,276	12,520,995	853,003	490,827	57,451
C271	Manufacture of electric motors, generators, transformers and electricity distribution and control apparatus	56	17,071,205	11,733,175	1,287,616	485,891	20,761
C272	Manufacture of batteries and accumulators	11	19,745,508	13,585,244	607,728	768,304	89,239
C273	Manufacture of wiring and wiring devices	57	23,738,970	19,108,298	874,003	388,283	58,369
C274	Manufacture of electric lighting equipment	38	8,193,777	5,629,105	413,865	412,075	13,657
C275	Manufacture of domestic appliances	44	9,883,240	8,041,277	618,572	137,863	39,791
C279	Manufacture of other electrical equipment	24	5,026,486	3,463,055	125,474	140,831	22,046
C281	Manufacture of general purpose machinery	132	75,554,445	48,105,302	1,562,034	460,802	74,124
C282	Manufacture of special purpose machinery	210	29,638,096	15,474,764	2,747,511	1,096,234	119,600
C291	Manufacture of motor vehicles	41	192,292,856	177,002,758	789,654	323,278	134,199
C292	Manufacture of bodies (coachwork) for motor vehicles; manufacture of trailers and semi-trailers	27	4,131,258	3,071,295	111,218	87,947	26,513
C293	Manufacture of parts and accessories for motor vehicles	115	202,325,066	155,888,830	8,849,985	2,176,770	171,308
C301	Building of ships and boats	32	7,752,734	3,853,872	259,884	265,387	19,651
C303	Manufacture of air and spacecraft and related machinery	9	33,707,273	22,175,581	5,966,709	443,049	39,818
C309	Manufacture of transport equipment, n.e.c.	73	107,930,457	67,288,188	3,431,118	245,701	54,670
C310	Manufacture of furniture	717	45,897,082	34,747,614	1,566,550	1,513,813	268,456
C321	Manufacture of jewelry, bijouterie and related articles	77	1,214,258	614,828	153,342	39,603	10,753
C322	Manufacture of musical instruments	3	20,807	7,027	1,032	1,320	302
C323	Manufacture of sports goods	23	3,511,066	2,717,570	80,057	41,452	8,253
C324	Manufacture of games and toys	31	1,989,071	1,546,995	43,441	109,958	19,334
C325	Manufacture of medical and dental instruments and supplies	48	42,442,089	34,253,638	948,903	1,104,190	240,708
C329	Other manufacturing, n.e.c.	214	10,013,964	7,867,100	427,230	178,149	29,276
C331	Repair of fabricated metal products, machinery and equipment	551	42,876,501	21,739,654	8,455,877	1,038,622	250,352
C332	Installation of industrial machinery and equipment	8	250,499	214,938	4,141	3,811	2,030

*Continued*

TABLE 5.6 - *Continued*

2009 PSIC Code	Region/ Industry Description	Number of Establishments	Cost				
			Total	Raw Materials Purchased	Other Materials and Supplies Purchased	Electricity	Water
		(1)	(2)	(3)	(4)	(5)	(6)
	<b>National Capital Region</b>	<b>6,369</b>	<b>1,100,938,381</b>	<b>676,726,774</b>	<b>38,196,546</b>	<b>36,046,294</b>	<b>6,979,479</b>
C101	Processing and preserving of meat	37	14,128,183	8,508,713	1,800,514	255,035	39,385
C102	Processing and preserving of fish, crustaceans and mollusks	38	6,208,819	4,842,962	63,433	51,532	38,667
C103	Processing and preserving of fruits and vegetables	42	3,934,033	2,441,883	470,584	63,290	20,758
C104	Manufacture of vegetable and animal oils and fats	18	34,248,280	31,460,443	433,346	333,206	108,343
C105	Manufacture of dairy products	26	81,697,602	38,964,427	3,773,257	684,369	52,560
C106	Manufacture of grain mill products, starches and starch products	18	50,391,238	40,170,337	648,602	847,124	65,472
C107	Manufacture of other food products	1,093	85,385,688	39,654,708	1,341,124	2,849,775	611,607
C108	Manufacture of prepared animal feeds	12	6,858,018	5,757,822	85,249	130,281	7,946
C110	Manufacture of beverages	628	50,138,319	23,370,372	106,688	355,579	138,601
C120	Manufacture of tobacco products	6	60,532,979	11,917,675	19,912	243,987	205,926
C131	Spinning, weaving and finishing of textiles	42	6,577,627	4,630,422	59,096	435,875	27,572
C139	Manufacture of other textiles	128	15,088,906	12,825,678	70,481	484,402	134,597
C141	Manufacture of wearing apparel, except fur apparel	362	12,947,627	7,696,643	267,290	659,025	208,176
C142	Custom tailoring and dressmaking	156	2,167,777	1,727,094	129,851	21,548	7,288
C143	Manufacture of knitted and crocheted apparel	15	1,601,802	731,571	61,835	34,761	14,721
C151	Tanning and dressing of leather; manufacture of luggage and handbags	28	1,205,287	1,004,294	28,014	6,264	2,009
C152	Manufacture of footwear	78	8,625,052	7,224,342	595,472	168,385	31,681
C161	Sawmilling and planing of wood	9	130,246	79,891	1,259	14,494	297
C162	Manufacture of products of wood, cork, straw and plaiting materials	49	2,089,974	856,732	195,003	79,909	13,434
C170	Manufacture of paper and paper products	205	70,661,870	47,187,853	6,318,331	4,551,500	1,172,420
C181	Printing and service activities related to printing	999	35,953,450	27,658,760	1,416,891	356,512	96,007
C182	Reproduction of recorded media	4	21,437	12,450	1,302	1,309	461
C192	Manufacture of refined petroleum products	10	2,256,314	1,906,363	11,555	5,426	685
C199	Manufacture of other fuel products						
C201	Manufacture of basic chemicals	66	49,675,258	28,465,423	238,442	249,314	100,328
C202	Manufacture of other chemical products, n.e.c.	198	48,401,110	24,889,905	659,501	1,052,292	329,346
C203	Manufacture of man-made fibers						
C210	Manufacture of pharmaceuticals, medicinal chemical and botanical products	47	6,445,754	4,270,620	230,528	37,955	11,168
C221	Manufacture of rubber products	69	10,514,810	6,385,908	96,468	592,633	33,473
C222	Manufacture of plastic products	439	64,986,082	46,732,063	2,629,367	6,449,763	616,858
C231	Manufacture of glass and glass products	29	1,373,291	1,065,422	45,674	16,029	2,812
C239	Manufacture of non-metallic mineral products, n.e.c.	89	23,906,764	14,763,973	689,371	1,026,008	63,538
C241	Manufacture of basic iron and steel	100	91,331,957	66,760,627	4,869,133	9,523,023	1,994,044
C242	Manufacture of basic precious and other non-ferrous metals	6	3,799,532	3,221,950	64,032	63,249	5,314
C243	Casting of metals	20	294,128	199,247	5,872	20,162	1,420

*Continued*

TABLE 5.6 - *Continued*

2009 PSIC Code	Region/ Industry Description	Number of Establishments	Cost				
			Total	Raw Materials Purchased	Other Materials and Supplies Purchased	Electricity	Water
		(1)	(2)	(3)	(4)	(5)	(6)
C251	Manufacture of structural metal products, tanks, reservoirs and steam generators	208	76,034,459	36,394,726	1,403,467	388,749	128,750
C252	Manufacture of weapons and ammunition	10	2,523,144	1,712,857	200,975	50,928	6,618
C259	Manufacture of other fabricated metal products; metal working service activities	282	34,715,869	24,820,524	1,075,013	709,036	171,225
C261	Manufacture of electronic components	14	15,307,713	7,271,990	1,579,413	933,632	55,426
C262	Manufacture of computers and peripheral equipment and accessories	3	99,247	32,462	23,693	1,317	134
C263	Manufacture of communication equipment						
C264	Manufacture of consumer electronics						
C265	Manufacture of measuring, testing, navigating and control equipment; watches and clocks	9	1,861,112	1,487,535	25,208	15,776	4,811
C267	Manufacture of optical instruments and photographic equipment						
C271	Manufacture of electric motors, generators, transformers and electricity distribution and control apparatus						
C272	Manufacture of batteries and accumulators	4	9,231,231	6,381,643	236,727	336,847	87,711
C273	Manufacture of wiring and wiring devices	22	1,607,488	575,715	493,039	161,881	38,599
C274	Manufacture of electric lighting equipment	12	362,535	257,022	4,862	7,117	2,684
C275	Manufacture of domestic appliances	20	3,192,331	2,904,208	26,297	49,345	8,028
C279	Manufacture of other electrical equipment	s	s	s	s	s	s
C281	Manufacture of general purpose machinery	59	20,246,416	17,431,064	446,520	117,847	26,092
C282	Manufacture of special purpose machinery	75	4,613,747	2,642,632	647,108	135,545	22,327
C291	Manufacture of motor vehicles	13	525,474	340,492	2,476	11,087	1,652
C292	Manufacture of bodies (coachwork) for motor vehicles; manufacture of trailers and semi-trailers	7	343,766	234,163	29,639	20,030	1,161
C293	Manufacture of parts and accessories for motor vehicles	22	17,885,028	12,226,952	2,234,709	9,575	4,547
C301	Building of ships and boats	10	694,385	15,436	6,298	23,711	5,928
C303	Manufacture of air and spacecraft and related machinery	27	17,278,568	13,758,249	126,930	68,475	11,837
C309	Manufacture of transport equipment, n.e.c.						
C310	Manufacture of furniture	203	26,843,014	21,877,025	723,255	986,769	174,718
C321	Manufacture of jewelry, bijouterie and related articles	14	115,263	66,952	5,055	5,078	2,183
C322	Manufacture of musical instruments	s	s	s	s	s	s
C323	Manufacture of sports goods	6	287,693	158,011	13,442	7,580	3,087
C324	Manufacture of games and toys	12	264,487	193,599	2,299	43,402	2,469
C325	Manufacture of medical and dental instruments and supplies	18	546,964	357,902	8,209	25,506	5,329
C329	Other manufacturing, n.e.c.	69	6,858,355	5,984,419	160,788	91,588	19,205
C331	Repair of fabricated metal products, machinery and equipment	147	3,633,589	574,790	1,258,586	144,838	25,987
C332	Installation of industrial machinery and equipment	s	s	s	s	s	s

*Continued*



TABLE 5.6 - *Continued*

2009 PSIC Code	Region/ Industry Description	Number of Establishments	Cost					
			Total	Raw Materials Purchased	Other Materials and Supplies Purchased	Electricity	Water	
		(1)	(2)	(3)	(4)	(5)	(6)	
	<b>Cordillera Administrative Region</b>	<b>316</b>	<b>98,896,064</b>	<b>84,989,941</b>	<b>3,443,802</b>	<b>1,582,835</b>	<b>86,201</b>	
C101	Processing and preserving of meat	s	s	s	s	s	s	
C103	Processing and preserving of fruits and vegetables	3	322,872	222,245	9,533	2,051	30	
C105	Manufacture of dairy products	s	s	s	s	s	s	
C106	Manufacture of grain mill products, starches and starch products	37	2,796	1,037	162	109	6	
C107	Manufacture of other food products	110	2,055,932	1,767,634	76,912	18,787	6,418	
C110	Manufacture of beverages	50	57,635	21,557	8,174	5,596	1,332	
C131	Spinning, weaving and finishing of textiles	}	16	93,602	36,572	11,604	2,455	1,031
C139	Manufacture of other textiles							
C141	Manufacture of wearing apparel, except fur apparel	s	s	s	s	s	s	
C142	Custom tailoring and dressmaking	20	7,691	3,711	905	784	213	
C162	Manufacture of products of wood, cork, straw and plaiting materials	s	s	s	s	s	s	
C170	Manufacture of paper and paper products	s	s	s	s	s	s	
C181	Printing and service activities related to printing	38	271,613	89,555	6,586	2,550	222	
C201	Manufacture of basic chemicals	s	s	s	s	s	s	
C202	Manufacture of other chemical products, n.e.c.	s	s	s	s	s	s	
C221	Manufacture of rubber products	}	5	201,119	156,860	4,631	8,806	477
C222	Manufacture of plastic products							
C231	Manufacture of glass and glass products	s	s	s	s	s	s	
C239	Manufacture of non-metallic mineral products, n.e.c.	s	s	s	s	s	s	
C241	Manufacture of basic iron and steel	s	s	s	s	s	s	
C242	Manufacture of basic precious and other non-ferrous metals	s	s	s	s	s	s	
C251	Manufacture of structural metal products, tanks, reservoirs and steam generators	4	3,442	2,360	105	141	51	
C259	Manufacture of other fabricated metal products; metal working service activities	5	2,706	338	47	74	34	
C261	Manufacture of electronic components	4	79,901,216	69,436,566	2,662,984	1,288,148	60,074	
C281	Manufacture of general purpose machinery	}	3	19,462	2,296	490	3,822	130
C282	Manufacture of special purpose machinery							
C303	Manufacture of air and spacecraft and related machinery	s	s	s	s	s	s	
C310	Manufacture of furniture	s	s	s	s	s	s	
C321	Manufacture of jewelry, bijouterie and related articles	s	s	s	s	s	s	
C331	Repair of fabricated metal products, machinery and equipment	4	3,740	2,400	192	58	14	
	<b>I - Ilocos Region</b>	<b>746</b>	<b>44,378,562</b>	<b>29,681,973</b>	<b>1,178,370</b>	<b>1,516,689</b>	<b>614,178</b>	
C101	Processing and preserving of meat	14	1,912,667	1,286,874	75,238	100,731	3,327	
C102	Processing and preserving of fish, crustaceans and mollusks	15	5,505	3,920	165	351	65	

*Continued*

TABLE 5.6 - *Continued*

2009 PSIC Code	Region/ Industry Description	Number of Establishments	Cost				
			Total	Raw Materials Purchased	Other Materials and Supplies Purchased	Electricity	Water
		(1)	(2)	(3)	(4)	(5)	(6)
C103	Processing and preserving of fruits and vegetables	s	s	s	s	s	s
C105	Manufacture of dairy products	s	s	s	s	s	s
C106	Manufacture of grain mill products, starches and starch products	61	9,180,956	7,723,843	7,723	62,022	3,140
C107	Manufacture of other food products	274	2,441,886	2,067,296	48,862	56,290	17,864
C108	Manufacture of prepared animal feeds	4	78,909	21,360	10,714	2,013	428
C110	Manufacture of beverages	126	9,784,834	2,996,942	456,281	426,919	58,931
C120	Manufacture of tobacco products	3	792,244	473,018	10,745	5,480	1,015
C131	Spinning, weaving and finishing of textiles	6	9,243	2,905	101	56	11
C141	Manufacture of wearing apparel, except fur apparel	3	4,953	4,504	32	60	21
C142	Custom tailoring and dressmaking	9	16,798	13,096	31	365	90
C162	Manufacture of products of wood, cork, straw and plaiting materials	12	5,968	1,536	575	519	64
C170	Manufacture of paper and paper products	s	s	s	s	s	s
C181	Printing and service activities related to printing	62	441,294	324,580	11,757	9,095	1,011
C201	Manufacture of basic chemicals	7	8,983,340	8,531,758	6,193	12,576	504
C202	Manufacture of other chemical products, n.e.c.						
C210	Manufacture of pharmaceuticals, medicinal chemical and botanical products						
C221	Manufacture of rubber products	s	s	s	s	s	s
C222	Manufacture of plastic products	s	s	s	s	s	s
C239	Manufacture of non-metallic mineral products, n.e.c.	26	8,368,159	4,436,902	411,343	784,705	519,218
C241	Manufacture of basic iron and steel	6	242,657	142,394	5,700	1,676	407
C251	Manufacture of structural metal products, tanks, reservoirs and steam generators	11	843,899	787,310	33,688	4,426	749
C259	Manufacture of other fabricated metal products; metal working service activities	17	15,851	11,580	253	476	180
C282	Manufacture of special purpose machinery	5	7,451	1,520	1,969	155	36
C292	Manufacture of bodies (coachwork) for motor vehicles; }	6	28,539	3,085	965	465	58
	manufacture of trailers and semi-trailers }						
C293	Manufacture of parts and accessories for motor vehicles }						
C309	Manufacture of transport equipment, n.e.c.	s	s	s	s	s	s
C310	Manufacture of furniture	36	79,039	31,242	9,630	17,114	1,128
C321	Manufacture of jewelry, bijouterie and related articles }	16	283,991	230,504	14,125	2,992	326
C324	Manufacture of games and toys }						
C329	Other manufacturing, n.e.c. }						
C331	Repair of fabricated metal products, machinery and equipment	21	329,919	288,444	2,328	6,307	786
	II - Cagayan Valley	403	17,723,745	10,635,073	374,420	248,886	88,062
C101	Processing and preserving of meat	4	123,384	83,720	7,291	523	193

*Continued*

TABLE 5.6 - *Continued*

2009 PSIC Code	Region/ Industry Description	Number of Establishments	Cost				
			Total	Raw Materials Purchased	Other Materials and Supplies Purchased	Electricity	Water
		(1)	(2)	(3)	(4)	(5)	(6)
C102	Processing and preserving of fish, crustaceans and mollusks	s	s	s	s	s	s
C103	Processing and preserving of fruits and vegetables	3	4,183	3,170	131	42	19
C105	Manufacture of dairy products	s	s	s	s	s	s
C106	Manufacture of grain mill products, starches and starch products	39	2,237,391	1,278,793	27,698	22,190	4,382
C107	Manufacture of other food products	194	3,304,489	2,414,828	47,138	126,017	56,460
C108	Manufacture of prepared animal feeds	5	96,645	29,359	9,439	3,226	778
C110	Manufacture of beverages	46	8,110,114	5,215,639	12,871	34,461	3,566
C120	Manufacture of tobacco products	s	s	s	s	s	s
C131	Spinning, weaving and finishing of textiles	s	s	s	s	s	s
C139	Manufacture of other textiles	s	s	s	s	s	s
C142	Custom tailoring and dressmaking	7	5,570	4,064	461	262	76
C162	Manufacture of products of wood, cork, straw and plaiting materials	3	5,096	3,950	177	106	21
C181	Printing and service activities related to printing	37	154,016	109,010	5,946	5,225	1,686
C182	Reproduction of recorded media	s	s	s	s	s	s
C192	Manufacture of refined petroleum products	s	s	s	s	s	s
C199	Manufacture of other fuel products	s	s	s	s	s	s
C201	Manufacture of basic chemicals	s	s	s	s	s	s
C231	Manufacture of glass and glass products	15	122,003	93,256	3,179	1,996	276
C239	Manufacture of non-metallic mineral products, n.e.c.						
C251	Manufacture of structural metal products, tanks, reservoirs and steam generators	4	94,331	76,503	160	58	85
C259	Manufacture of other fabricated metal products; metal working service activities	9	15,453	10,710	711	149	29
C282	Manufacture of special purpose machinery	3	1,883,815	109,878	233,029	43,009	16,298
C310	Manufacture of furniture	13	66,072	39,023	484	1,586	181
C321	Manufacture of jewelry, bijouterie and related articles	s	s	s	s	s	s
C329	Other manufacturing, n.e.c.	s	s	s	s	s	s
C331	Repair of fabricated metal products, machinery and equipment	9	9,411	869	1,855	849	338
	III - Central Luzon	2,456	855,523,777	616,795,206	59,462,530	19,452,483	5,203,357
C101	Processing and preserving of meat	79	13,183,438	8,098,305	379,027	631,598	118,009
C102	Processing and preserving of fish, crustaceans and mollusks	23	4,147,998	2,273,409	189,897	85,900	34,093
C103	Processing and preserving of fruits and vegetables	18	7,294,795	2,337,571	1,674,526	56,136	21,869
C104	Manufacture of vegetable and animal oils and fats	3	890,464	26,120	532	756	228
C105	Manufacture of dairy products	11	1,654,505	1,266,560	34,113	67,163	26,310
C106	Manufacture of grain mill products, starches and starch products	134	14,808,677	6,765,113	224,902	537,040	108,260

*Continued*

TABLE 5.6 - *Continued*

2009 PSIC Code	Region/ Industry Description	Number of Establishments	Cost				
			Total	Raw Materials Purchased	Other Materials and Supplies Purchased	Electricity	Water
		(1)	(2)	(3)	(4)	(5)	(6)
C107	Manufacture of other food products	619	38,683,089	27,143,181	784,198	2,373,513	277,564
C108	Manufacture of prepared animal feeds	53	29,131,486	23,502,868	524,239	544,322	171,314
C110	Manufacture of beverages	260	23,568,861	13,986,624	2,632,819	102,791	39,843
C120	Manufacture of tobacco products	s	s	s	s	s	s
C131	Spinning, weaving and finishing of textiles	17	2,030,159	446,960	834,152	214,738	85,107
C139	Manufacture of other textiles	44	2,421,885	1,274,227	55,085	65,256	11,399
C141	Manufacture of wearing apparel, except fur apparel	154	7,272,007	4,413,472	506,124	288,450	46,602
C142	Custom tailoring and dressmaking }	23	27,849	11,290	6,997	2,334	114
C143	Manufacture of knitted and crocheted apparel }						
C151	Tanning and dressing of leather; manufacture of luggage and handbags	10	869,921	414,961	82,162	50,861	9,287
C152	Manufacture of footwear	11	2,305,239	1,724,025	111,291	81,869	17,399
C161	Sawmilling and planing of wood }	33	634,605	274,719	112,983	106,599	7,222
C162	Manufacture of products of wood, cork, straw and plaiting materials }						
C170	Manufacture of paper and paper products	33	13,740,850	8,494,288	1,705,378	567,120	38,175
C181	Printing and service activities related to printing	123	2,146,171	1,137,232	140,939	34,037	5,282
C192	Manufacture of refined petroleum products	3	295,501,893	253,036,342	532,907	68,030	1,729,911
C201	Manufacture of basic chemicals	19	10,075,083	6,393,656	63,685	618,630	66,144
C202	Manufacture of other chemical products, n.e.c.	29	2,585,085	1,373,663	97,689	55,595	20,028
C210	Manufacture of pharmaceuticals, medicinal chemical and botanical products	19	994,873	737,683	67,232	28,326	3,172
C221	Manufacture of rubber products	11	13,502,202	8,204,580	581,342	401,090	33,639
C222	Manufacture of plastic products	90	11,813,160	8,492,588	617,403	953,508	146,349
C231	Manufacture of glass and glass products	8	721,106	401,227	114,496	30,971	1,306
C239	Manufacture of non-metallic mineral products, n.e.c.	137	45,974,582	22,115,298	622,869	5,858,346	1,636,244
C241	Manufacture of basic iron and steel	47	54,311,870	18,896,740	30,683,157	931,347	140,573
C242	Manufacture of basic precious and other non-ferrous metals	5	258,079	104,567	2,458	2,515	502
C243	Casting of metals	5	1,062,908	953,915	15,958	27,585	9,346
C251	Manufacture of structural metal products, tanks, reservoirs and steam generators	49	56,241,476	45,407,928	85,734	184,051	24,883
C252	Manufacture of weapons and ammunition }	37	13,092,068	9,291,172	1,206,040	254,375	17,132
C259	Manufacture of other fabricated metal products; metal working service activities }						
C261	Manufacture of electronic components	15	82,332,013	69,133,776	3,297,229	1,735,293	100,606
C262	Manufacture of computers and peripheral equipment and accessories	5	14,450,426	10,557,664	882,520	562,317	58,657
C264	Manufacture of consumer electronics }	4	158,902	5,203	2,781	5,372	317
C265	Manufacture of measuring, testing, navigating and control equipment; watches and clocks }						
C271	Manufacture of electric motors, generators, transformers and electricity distribution and control apparatus	9	1,109,525	353,102	589,624	8,366	2,310

*Continued*

TABLE 5.6 - *Continued*

2009 PSIC Code	Region/ Industry Description	Number of Establishments	Cost				
			Total	Raw Materials Purchased	Other Materials and Supplies Purchased	Electricity	Water
		(1)	(2)	(3)	(4)	(5)	(6)
C272	Manufacture of batteries and accumulators	3	9,425,656	6,547,795	238,822	405,837	1,006
C273	Manufacture of wiring and wiring devices	8	7,825,000	6,984,534	109,839	99,395	5,707
C274	Manufacture of electric lighting equipment	7	1,096,481	832,742	123,692	19,884	2,494
C275	Manufacture of domestic appliances	5	1,997,045	1,666,830	91,210	25,407	10,837
C279	Manufacture of other electrical equipment	5	971,827	753,986	62,031	12,394	824
C281	Manufacture of general purpose machinery	13	865,483	233,460	69,282	76,264	4,173
C282	Manufacture of special purpose machinery	17	1,322,206	1,115,735	19,511	6,594	1,642
C291	Manufacture of motor vehicles	}	4	539,443	1,768	11,477	1,355
C292	Manufacture of bodies (coachwork) for motor vehicles;						
	manufacture of trailers and semi-trailers						
C293	Manufacture of parts and accessories for motor vehicles	7	35,890,837	32,064,761	1,724,497	462,624	14,098
C301	Building of ships and boats	s	s	s	s	s	s
C303	Manufacture of air and spacecraft and related machinery	5	1,619,991	166,683	106,753	55,600	18,957
C309	Manufacture of transport equipment, n.e.c.	23	95,435	71,974	1,573	4,625	714
C310	Manufacture of furniture	94	2,894,526	1,755,701	149,397	109,530	42,480
C321	Manufacture of jewelry, bijouterie and related articles	13	157,029	117,477	19,205	2,152	86
C322	Manufacture of musical instruments	s	s	s	s	s	s
C323	Manufacture of sports goods	4	1,253,931	1,011,071	7,103	4,334	964
C324	Manufacture of games and toys	6	458,744	343,879	3,042	6,684	1,219
C325	Manufacture of medical and dental instruments and supplies	8	2,364,844	1,303,826	310,658	202,557	7,732
C329	Other manufacturing, n.e.c.	46	1,306,075	806,928	21,922	27,300	2,378
C331	Repair of fabricated metal products, machinery and equipment	43	10,180,132	448,597	6,753,605	239,373	62,385
C332	Installation of industrial machinery and equipment	s	s	s	s	s	s
	<b>IVA - CALABARZON</b>	<b>4,340</b>	<b>2,018,184,121</b>	<b>1,312,161,523</b>	<b>86,195,094</b>	<b>34,888,936</b>	<b>4,565,055</b>
C101	Processing and preserving of meat	51	77,645,426	14,641,264	484,594	888,221	113,075
C102	Processing and preserving of fish, crustaceans and mollusks	13	422,308	277,404	3,412	51,707	3,888
C103	Processing and preserving of fruits and vegetables	16	7,623,779	5,245,072	75,342	74,829	21,718
C104	Manufacture of vegetable and animal oils and fats	41	13,381,129	11,197,851	798,340	245,559	21,847
C105	Manufacture of dairy products	21	97,509,813	47,544,652	7,938,143	1,160,150	114,985
C106	Manufacture of grain mill products, starches and starch products	86	25,210,191	21,891,674	240,985	125,740	9,632
C107	Manufacture of other food products	1,144	73,558,493	44,520,854	7,823,770	1,654,245	426,846
C108	Manufacture of prepared animal feeds	79	19,074,071	17,237,119	255,315	436,558	42,541
C110	Manufacture of beverages	446	160,595,694	79,820,932	392,672	1,253,806	418,198
C120	Manufacture of tobacco products	3	18,618,523	2,366,745	1,472	76,863	3,393
C131	Spinning, weaving and finishing of textiles	10	1,086,092	323,551	197,804	100,201	33,902
C139	Manufacture of other textiles	35	8,105,181	5,738,086	226,100	176,455	35,352
C141	Manufacture of wearing apparel, except fur apparel	259	14,478,754	7,409,271	2,849,173	530,527	56,408

*Continued*

TABLE 5.6 - *Continued*

2009 PSIC Code	Region/ Industry Description	Number of Establishments	Cost				
			Total	Raw Materials Purchased	Other Materials and Supplies Purchased	Electricity	Water
		(1)	(2)	(3)	(4)	(5)	(6)
C142	Custom tailoring and dressmaking	88	147,282	55,065	25,100	15,082	9,487
C143	Manufacture of knitted and crocheted apparel	3	514,019	357,926	100,444	10,954	434
C151	Tanning and dressing of leather; manufacture of luggage and handbags	6	188,720	138,653	3,158	2,953	1,266
C152	Manufacture of footwear	36	4,304,866	2,438,513	410,716	290,789	11,145
C161	Sawmilling and planing of wood	89	37,749,341	31,890,668	1,468,607	566,005	34,728
C162	Manufacture of products of wood, cork, straw and plaiting materials						
C170	Manufacture of paper and paper products	68	18,251,398	13,495,837	1,495,899	389,788	45,612
C181	Printing and service activities related to printing	145	19,113,441	16,273,377	88,547	193,610	20,421
C182	Reproduction of recorded media	s	s	s	s	s	s
C192	Manufacture of refined petroleum products	6	168,841,891	119,055,027	1,812,596	368,294	101,422
C199	Manufacture of other fuel products						
C201	Manufacture of basic chemicals	37	49,570,847	36,692,356	233,516	509,480	69,119
C202	Manufacture of other chemical products, n.e.c.	89	32,546,229	26,885,576	359,854	497,760	95,133
C210	Manufacture of pharmaceuticals, medicinal chemical and botanical products	30	16,037,346	9,472,505	700,871	550,327	99,225
C221	Manufacture of rubber products	36	3,639,616	1,823,324	1,199,591	105,922	13,993
C222	Manufacture of plastic products	170	46,270,034	26,665,324	2,687,196	2,740,285	229,674
C231	Manufacture of glass and glass products	26	13,845,529	3,189,417	3,071,282	900,543	2,916
C239	Manufacture of non-metallic mineral products, n.e.c.	116	52,998,939	30,315,532	520,765	1,919,937	75,404
C241	Manufacture of basic iron and steel	79	45,879,516	34,781,770	3,971,303	1,394,445	227,251
C242	Manufacture of basic precious and other non-ferrous metals	9	3,598,088	3,316,722	120,870	27,038	1,586
C243	Casting of metals	15	7,147,965	4,799,552	387,232	329,078	105,050
C251	Manufacture of structural metal products, tanks, reservoirs and steam generators	102	12,824,756	7,049,497	412,057	439,495	74,158
C259	Manufacture of other fabricated metal products; metal working service activities	222	47,285,930	32,617,620	3,157,665	1,137,718	235,795
C261	Manufacture of electronic components	99	266,938,528	163,763,647	19,974,056	8,785,241	907,804
C262	Manufacture of computers and peripheral equipment and accessories	24	23,399,509	16,265,448	2,446,186	875,402	67,003
C263	Manufacture of communication equipment	8	2,209,892	1,484,154	110,943	24,958	1,945
C264	Manufacture of consumer electronics	10	13,212,850	10,964,495	442,315	136,744	2,670
C265	Manufacture of measuring, testing, navigating and control equipment; watches and clocks	6	2,619,139	2,210,830	191,296	42,322	2,160
C267	Manufacture of optical instruments and photographic equipment	7	10,994,541	8,169,333	438,600	260,714	10,682
C271	Manufacture of electric motors, generators, transformers and electricity distribution and control apparatus	25	13,553,498	9,552,787	622,516	431,191	14,639
C272	Manufacture of batteries and accumulators	4	1,088,621	655,806	132,179	25,619	522
C273	Manufacture of wiring and wiring devices	24	13,572,635	11,101,372	255,125	121,120	12,668
C274	Manufacture of electric lighting equipment	15	6,032,004	3,940,906	260,003	369,084	6,813

*Continued*

TABLE 5.6 - *Continued*

2009 PSIC Code	Region/ Industry Description	Number of Establishments	Cost				
			Total	Raw Materials Purchased	Other Materials and Supplies Purchased	Electricity	Water
		(1)	(2)	(3)	(4)	(5)	(6)
C275	Manufacture of domestic appliances	14	3,308,936	2,250,546	467,468	52,630	18,890
C279	Manufacture of other electrical equipment	12	3,748,857	2,595,006	56,974	117,289	17,584
C281	Manufacture of general purpose machinery	48	52,120,417	28,677,796	896,328	212,017	39,712
C282	Manufacture of special purpose machinery	76	20,873,086	11,003,490	1,812,370	892,390	74,983
C291	Manufacture of motor vehicles	13	188,963,390	174,146,143	780,448	305,723	132,001
C292	Manufacture of bodies (coachwork) for motor vehicles; manufacture of trailers and semi-trailers	14	3,170,828	2,349,308	77,453	56,581	24,243
C293	Manufacture of parts and accessories for motor vehicles	71	139,405,596	103,827,783	4,661,787	1,544,555	148,254
C301	Building of ships and boats	5	639,665	79,271	39,168	36,448	356
C303	Manufacture of air and spacecraft and related machinery	19	104,583,101	60,826,049	8,285,449	276,192	30,934
C309	Manufacture of transport equipment, n.e.c.						
C310	Manufacture of furniture	92	5,837,493	4,138,155	72,241	159,424	30,173
C321	Manufacture of jewelry, bijouterie and related articles	5	256,746	114,985	62,278	5,345	740
C323	Manufacture of sports goods	9	1,700,300	1,328,184	44,609	23,064	3,865
C324	Manufacture of games and toys	6	364,999	245,107	7,568	23,167	1,700
C325	Manufacture of medical and dental instruments and supplies	16	37,486,918	31,258,352	435,240	808,265	226,375
C329	Other manufacturing, n.e.c.	27	1,012,472	594,855	83,858	44,376	2,344
C331	Repair of fabricated metal products, machinery and equipment	116	2,771,369	1,002,372	12,656	75,298	29,348
	<b>MIMAROPA</b>	<b>353</b>	<b>34,004,740</b>	<b>9,980,031</b>	<b>997,216</b>	<b>181,497</b>	<b>47,527</b>
C101	Processing and preserving of meat	s	s	s	s	s	s
C103	Processing and preserving of fruits and vegetables	s	s	s	s	s	s
C104	Manufacture of vegetable and animal oils and fats	3	201,406	96,170	6,893	11,801	995
C105	Manufacture of dairy products	s	s	s	s	s	s
C106	Manufacture of grain mill products, starches and starch products	89	1,821,361	1,519,330	32,279	106,045	29,866
C107	Manufacture of other food products	113	3,468,078	2,821,768	8,624	45,589	12,618
C110	Manufacture of beverages	61	58,644	6,653	3,911	9,320	444
C131	Spinning, weaving and finishing of textiles	s	s	s	s	s	s
C142	Custom tailoring and dressmaking	4	678	144	23	115	22
C151	Tanning and dressing of leather; manufacture of luggage and handbags	s	s	s	s	s	s
C162	Manufacture of products of wood, cork, straw and plaiting materials	s	s	s	s	s	s
C181	Printing and service activities related to printing	28	7,849	4,709	262	431	53
C192	Manufacture of refined petroleum products	s	s	s	s	s	s
C201	Manufacture of basic chemicals	5	4,964	971	1,324	209	76
C202	Manufacture of other chemical products, n.e.c.						
C210	Manufacture of pharmaceuticals, medicinal chemical and botanical products	s	s	s	s	s	

*Continued*

TABLE 5.6 - *Continued*

2009 PSIC Code	Region/ Industry Description	Number of Establishments	Cost				
			Total	Raw Materials Purchased	Other Materials and Supplies Purchased	Electricity	Water
		(1)	(2)	(3)	(4)	(5)	(6)
C222	Manufacture of plastic products	s	s	s	s	s	s
C239	Manufacture of non-metallic mineral products, n.e.c.	24	24,045	12,877	572	3,722	1,356
C242	Manufacture of basic precious and other non-ferrous metals	s	s	s	s	s	s
C259	Manufacture of other fabricated metal products; metal working service activities	6	9,480	957	499	1,026	59
C282	Manufacture of special purpose machinery	s	s	s	s	s	s
C310	Manufacture of furniture	4	2,189	638	765	46	28
C331	Repair of fabricated metal products, machinery and equipment	5	3,832	500	672	430	164
	V - Bicol Region	760	39,004,261	18,338,257	5,526,318	1,310,598	124,206
C101	Processing and preserving of meat	15	107,694	2,417	75,269	2,851	1,106
C102	Processing and preserving of fish, crustaceans and mollusks	24	289,590	234,515	278	14,547	3,787
C103	Processing and preserving of fruits and vegetables	7	83,741	27,750	21,481	2,570	506
C104	Manufacture of vegetable and animal oils and fats	7	3,265,472	2,591,149	80,585	156,447	26,625
C105	Manufacture of dairy products	4	271,960	182,514	37,502	1,096	272
C106	Manufacture of grain mill products, starches and starch products	127	2,949,329	1,976,135	44,152	212,300	8,712
C107	Manufacture of other food products	261	1,154,026	586,261	158,431	49,279	9,646
C108	Manufacture of prepared animal feeds	5	3,324,109	2,845,604	25,653	16,032	3,223
C110	Manufacture of beverages	84	8,649,841	2,424,684	967,137	205,951	12,251
C120	Manufacture of tobacco products	s	s	s	s	s	s
C131	Spinning, weaving and finishing of textiles	4	568	234	168	26	9
C139	Manufacture of other textiles	10	819,259	371,218	450	614	94
C141	Manufacture of wearing apparel, except fur apparel	34	68,482	14,630	2,839	1,173	80
C142	Custom tailoring and dressmaking						
C152	Manufacture of footwear	s	s	s	s	s	s
C162	Manufacture of products of wood, cork, straw and plaiting materials	19	336,126	124,530	16,179	6,929	906
C170	Manufacture of paper and paper products	s	s	s	s	s	s
C181	Printing and service activities related to printing	63	426,688	42,677	260,606	19,283	1,052
C192	Manufacture of refined petroleum products	s	s	s	s	s	s
C201	Manufacture of basic chemicals	3	2,673	1,842	355	39	17
C210	Manufacture of pharmaceuticals, medicinal chemical and botanical products	s	s	s	s	s	s
C231	Manufacture of glass and glass products	19	3,594,008	1,488,900	233,187	559,712	55,307
C239	Manufacture of non-metallic mineral products, n.e.c.						
C241	Manufacture of basic iron and steel	5	11,455,263	3,910,211	3,588,301	699	110
C242	Manufacture of basic precious and other non-ferrous metals						

*Continued*



TABLE 5.6 - *Continued*

2009 PSIC Code	Region/ Industry Description	Number of Establishments	Cost					
			Total	Raw Materials Purchased	Other Materials and Supplies Purchased	Electricity	Water	
		(1)	(2)	(3)	(4)	(5)	(6)	
C251	Manufacture of structural metal products, tanks, reservoirs and steam generators	4	89,122	75,178	698	435	36	
C259	Manufacture of other fabricated metal products; metal working service activities	22	22,599	2,940	1,750	286	20	
C282	Manufacture of special purpose machinery	3	21,271	17,914	694	441	97	
C293	Manufacture of parts and accessories for motor vehicles	s	s	s	s	s	s	
C310	Manufacture of furniture	14	103,515	91,394	4,072	1,688	71	
C329	Other manufacturing, n.e.c.	9	11,160	6,819	2,177	124	-	
C331	Repair of fabricated metal products, machinery and equipment	9	8,444	350	1,283	574	90	
	<b>VI - Western Visayas</b>	<b>1,208</b>	<b>67,240,616</b>	<b>40,824,141</b>	<b>4,757,803</b>	<b>3,092,414</b>	<b>209,553</b>	
C101	Processing and preserving of meat	15	94,514	51,208	6,090	15,140	2,185	
C102	Processing and preserving of fish, crustaceans and mollusks	20	269,948	176,900	12,014	6,246	2,562	
C103	Processing and preserving of fruits and vegetables	3	15,300	5,984	140	388	64	
C104	Manufacture of vegetable and animal oils and fats	3	189,674	157,451	884	1,026	75	
C105	Manufacture of dairy products	4	4,847	3,138	935	220	71	
C106	Manufacture of grain mill products, starches and starch products	77	3,811,934	2,747,708	87,805	105,847	27,268	
C107	Manufacture of other food products	594	32,434,532	19,101,280	1,811,662	2,214,689	97,401	
C108	Manufacture of prepared animal feeds	3	4,221,690	2,765,508	58,766	49,406	792	
C110	Manufacture of beverages	180	13,778,969	6,783,397	2,118,135	371,556	63,902	
C131	Spinning, weaving and finishing of textiles	5	89,813	75,188	170	270	173	
C139	Manufacture of other textiles	3	3,523	1,318	133	460	57	
C141	Manufacture of wearing apparel, except fur apparel	12	61,440	34,831	686	1,068	308	
C142	Custom tailoring and dressmaking	28	233,332	207,910	1,482	1,209	296	
C161	Sawmilling and planing of wood	}	11	77,026	39,557	6,219	976	151
C162	Manufacture of products of wood, cork, straw and plaiting materials							
C170	Manufacture of paper and paper products	s	s	s	s	s	s	
C181	Printing and service activities related to printing	79	255,542	189,908	6,212	7,863	784	
C199	Manufacture of other fuel products	s	s	s	s	s	s	
C201	Manufacture of basic chemicals	10	7,613,465	5,201,282	578,519	203,388	1,787	
C202	Manufacture of other chemical products, n.e.c.	3	4,776	2,903	724	78	23	
C210	Manufacture of pharmaceuticals, medicinal chemical and botanical products	4	79,614	58,306	3,256	2,537	1,189	
C222	Manufacture of plastic products	8	814,388	649,847	17,642	54,615	5,007	
C231	Manufacture of glass and glass products	}	49	1,287,993	1,171,274	2,506	4,146	1,517
C239	Manufacture of non-metallic mineral products, n.e.c.							
C241	Manufacture of basic iron and steel							
C243	Casting of metals	8	274,603	232,847	1,183	819	95	

*Continued*

TABLE 5.6 - *Continued*

2009 PSIC Code	Region/ Industry Description	Number of Establishments	Cost				
			Total	Raw Materials Purchased	Other Materials and Supplies Purchased	Electricity	Water
		(1)	(2)	(3)	(4)	(5)	(6)
C251	Manufacture of structural metal products, tanks, reservoirs and steam generators	4	104,856	24,051	7,333	6,364	924
C259	Manufacture of other fabricated metal products; metal working service activities	12	153,637	122,637	3,123	3,473	80
C273	Manufacture of wiring and wiring devices	s	s	s	s	s	s
C275	Manufacture of domestic appliances	s	s	s	s	s	s
C282	Manufacture of special purpose machinery	4	285,769	231,455	586	3,995	1,333
C310	Manufacture of furniture	44	902,232	654,316	24,452	31,248	500
C329	Other manufacturing, n.e.c.	5	58,730	42,735	2,842	1,112	214
C331	Repair of fabricated metal products, machinery and equipment	19	107,017	83,852	3,436	3,971	778
	VII - Central Visayas	2,853	308,801,388	199,992,337	23,522,240	10,065,983	947,872
C101	Processing and preserving of meat	28	16,460,201	13,027,028	107,170	322,612	70,554
C102	Processing and preserving of fish, crustaceans and mollusks	36	6,499,132	4,761,623	248,813	299,370	32,347
C103	Processing and preserving of fruits and vegetables	15	4,670,981	3,692,563	179,762	179,766	4,388
C104	Manufacture of vegetable and animal oils and fats	11	5,665,976	4,323,805	121,643	76,860	16,719
C105	Manufacture of dairy products	7	959,452	732,919	117,104	32,318	3,507
C106	Manufacture of grain mill products, starches and starch products	40	2,640,683	1,871,481	41,804	138,089	12,537
C107	Manufacture of other food products	1,297	10,821,067	6,474,177	622,060	625,899	29,530
C108	Manufacture of prepared animal feeds	10	35,679,627	31,178,886	269,220	352,620	26,722
C110	Manufacture of beverages	367	47,676,658	29,849,526	960,268	252,992	104,589
C131	Spinning, weaving and finishing of textiles	3	4,695	2,928	42	77	31
C139	Manufacture of other textiles	18	164,563	85,370	8,356	9,588	968
C141	Manufacture of wearing apparel, except fur apparel	43	4,182,451	1,529,437	235,841	144,635	28,806
C142	Custom tailoring and dressmaking	24	16,975	7,800	1,056	3,168	490
C151	Tanning and dressing of leather; manufacture of luggage and handbags	s	s	s	s	s	s
C152	Manufacture of footwear	14	627,532	436,782	36,552	72,197	6,078
C161	Sawmilling and planing of wood	29	1,717,986	877,028	13,559	16,666	675
C162	Manufacture of products of wood, cork, straw and plaiting materials						
C170	Manufacture of paper and paper products	24	3,824,207	3,100,015	63,860	156,757	17,732
C181	Printing and service activities related to printing	222	5,397,056	3,846,763	119,850	181,981	2,605
C199	Manufacture of other fuel products	s	s	s	s	s	s
C201	Manufacture of basic chemicals	19	7,635,200	6,183,205	59,118	16,476	3,201
C202	Manufacture of other chemical products, n.e.c.	36	4,190,874	3,280,039	111,759	115,334	15,367
C203	Manufacture of man-made fibers						
C210	Manufacture of pharmaceuticals, medicinal chemical and botanical products						
		8	1,087,522	919,588	51,785	25,464	1,257

*Continued*

TABLE 5.6 - *Continued*

2009 PSIC Code	Region/ Industry Description	Number of Establishments	Cost				
			Total	Raw Materials Purchased	Other Materials and Supplies Purchased	Electricity	Water
		(1)	(2)	(3)	(4)	(5)	(6)
C221	Manufacture of rubber products	9	3,248,256	1,238,848	179,202	184,682	4,839
C222	Manufacture of plastic products	70	9,798,170	7,679,919	115,246	423,558	49,721
C231	Manufacture of glass and glass products	9	838,150	541,312	81,678	54,011	4,546
C239	Manufacture of non-metallic mineral products, n.e.c.	76	23,684,215	6,878,572	2,369,563	2,078,122	23,509
C241	Manufacture of basic iron and steel	27	19,320,496	4,616,038	11,632,270	590,728	34,571
C242	Manufacture of basic precious and other non-ferrous metals						
C243	Casting of metals						
C251	Manufacture of structural metal products, tanks, reservoirs and steam generators	19	1,387,271	960,486	1,952	10,655	6,412
C252	Manufacture of weapons and ammunition	s	s	s	s	s	s
C259	Manufacture of other fabricated metal products; metal working service activities	47	2,375,313	1,254,385	357,076	61,997	9,171
C261	Manufacture of electronic components	13	16,580,998	7,325,440	2,227,323	1,873,858	149,533
C262	Manufacture of computers and peripheral equipment and accessories	4	4,303,029	2,907,521	391,064	96,319	50,652
C263	Manufacture of communication equipment						
C265	Manufacture of measuring, testing, navigating and control equipment; watches and clocks						
C267	Manufacture of optical instruments and photographic equipment	13	4,454,146	3,092,001	390,553	216,512	42,427
C271	Manufacture of electric motors, generators, transformers and electricity distribution and control apparatus	3	823,970	538,102	58,742	34,584	1,266
C273	Manufacture of wiring and wiring devices	s	s	s	s	s	s
C274	Manufacture of electric lighting equipment	4	702,757	598,435	25,308	15,990	1,665
C275	Manufacture of domestic appliances	3	1,381,777	1,218,706	32,786	10,186	1,891
C281	Manufacture of general purpose machinery	8	2,280,437	1,755,167	149,305	45,600	4,009
C282	Manufacture of special purpose machinery	7	306,339	165,263	29,300	9,632	815
C291	Manufacture of motor vehicles	8	2,676,100	2,404,473	5,170	5,071	106
C292	Manufacture of bodies (coachwork) for motor vehicles; manufacture of trailers and semi-trailers	10	9,171,663	7,792,521	230,784	160,216	4,383
C293	Manufacture of parts and accessories for motor vehicles						
C301	Building of ships and boats	6	4,454,298	3,719,022	52,578	82,930	11,798
C309	Manufacture of transport equipment, n.e.c.	s	s	s	s	s	s
C310	Manufacture of furniture	133	7,332,186	4,723,352	504,042	184,572	14,325
C321	Manufacture of jewelry, bijouterie and related articles	37	678,877	313,594	65,483	26,909	7,700
C322	Manufacture of musical instruments	s	s	s	s	s	s
C323	Manufacture of sports goods	s	s	s	s	s	s
C324	Manufacture of games and toys	3	895,578	763,887	30,197	34,993	13,923
C325	Manufacture of medical and dental instruments and supplies	5	2,010,357	1,302,298	194,742	67,796	1,244
C329	Other manufacturing, n.e.c.	18	253,651	92,535	72,193	8,395	4,551

*Continued*

TABLE 5.6 - *Continued*

2009 PSIC Code	Region/ Industry Description	Number of Establishments	Cost				
			Total	Raw Materials Purchased	Other Materials and Supplies Purchased	Electricity	Water
		(1)	(2)	(3)	(4)	(5)	(6)
C331	Repair of fabricated metal products, machinery and equipment	54	24,529,143	19,015,851	270,849	451,176	92,246
	<b>VIII - Eastern Visayas</b>	<b>871</b>	<b>44,205,802</b>	<b>17,594,160</b>	<b>5,932,452</b>	<b>339,693</b>	<b>43,060</b>
C101	Processing and preserving of meat	s	s	s	s	s	s
C102	Processing and preserving of fish, crustaceans and mollusks	3	303,266	210,729	16,885	24,663	4,425
C103	Processing and preserving of fruits and vegetables	s	s	s	s	s	s
C104	Manufacture of vegetable and animal oils and fats	6	3,317,176	2,799,922	68,796	94,872	7,416
C106	Manufacture of grain mill products, starches and starch products	97	8,647,064	730,117	873	32,048	1,523
C107	Manufacture of other food products	529	4,847,531	4,102,529	106,738	47,471	16,481
C110	Manufacture of beverages	108	2,457,928	447,175	136,960	27,234	5,584
C139	Manufacture of other textiles	s	s	s	s	s	s
C142	Custom tailoring and dressmaking	3	1,412	966	21	172	17
C162	Manufacture of products of wood, cork, straw and plaiting materials	s	s	s	s	s	s
C170	Manufacture of paper and paper products	3	528,319	371,157	59,976	26,411	824
C181	Printing and service activities related to printing	36	117,486	3,764	35,884	3,312	180
C192	Manufacture of refined petroleum products	s	s	s	s	s	s
C201	Manufacture of basic chemicals	7	3,297,577	801,786	5,482	74,121	4,006
C202	Manufacture of other chemical products, n.e.c.						
C210	Manufacture of pharmaceuticals, medicinal chemical and botanical products						
C221	Manufacture of rubber products	s	s	s	s	s	s
C222	Manufacture of plastic products	s	s	s	s	s	s
C231	Manufacture of glass and glass products	6	29,848	7,483	5,212	992	338
C239	Manufacture of non-metallic mineral products, n.e.c.	18	580,601	229,429	14,298	3,645	1,267
C242	Manufacture of basic precious and other non-ferrous metals	s	s	s	s	s	s
C243	Casting of metals	s	s	s	s	s	s
C251	Manufacture of structural metal products, tanks, reservoirs and steam generators	s	s	s	s	s	s
C259	Manufacture of other fabricated metal products; metal working service activities	18	161,947	514	102,752	743	28
C273	Manufacture of wiring and wiring devices	s	s	s	s	s	s
C282	Manufacture of special purpose machinery	s	s	s	s	s	s
C310	Manufacture of furniture	9	2,782	1,551	467	145	67
C329	Other manufacturing, n.e.c.	7	55,691	42,822	395	467	8
C331	Repair of fabricated metal products, machinery and equipment	6	5,856	4,611	692	84	38

*Continued*

TABLE 5.6 - *Continued*

2009 PSIC Code	Region/ Industry Description	Number of Establishments	Cost				
			Total	Raw Materials Purchased	Other Materials and Supplies Purchased	Electricity	Water
		(1)	(2)	(3)	(4)	(5)	(6)
	<b>IX - Zamboanga Peninsula</b>	<b>522</b>	<b>27,815,131</b>	<b>18,919,534</b>	<b>370,639</b>	<b>860,884</b>	<b>92,725</b>
C101	Processing and preserving of meat	6	262,038	235,002	3,955	2,186	662
C102	Processing and preserving of fish, crustaceans and mollusks	23	7,057,271	3,215,274	129,995	211,727	25,382
C103	Processing and preserving of fruits and vegetables	s	s	s	s	s	s
C104	Manufacture of vegetable and animal oils and fats	4	5,853,289	4,976,625	21,012	135,042	517
C105	Manufacture of dairy products	s	s	s	s	s	s
C106	Manufacture of grain mill products, starches and starch products	79	1,640,327	2,216	13,798	33,926	2,475
C107	Manufacture of other food products	244	2,189,252	1,891,863	4,096	33,904	24,740
C108	Manufacture of prepared animal feeds	s	s	s	s	s	s
C110	Manufacture of beverages	53	8,060,465	6,738,679	69,684	331,737	25,616
C142	Custom tailoring and dressmaking	10	5,254	2,750	185	1,276	77
C161	Sawmilling and planing of wood	3	510,788	276,866	1,266	16,566	124
C162	Manufacture of products of wood, cork, straw and plaiting materials						
C181	Printing and service activities related to printing	33	88,680	26,462	2,945	7,908	1,099
C202	Manufacture of other chemical products, n.e.c.	s	s	s	s	s	s
C221	Manufacture of rubber products	5	71,822	37,937	4,707	17,702	191
C222	Manufacture of plastic products	3	48,420	23,185	303	992	518
C231	Manufacture of glass and glass products	12	47,706	23,870	902	2,927	718
C239	Manufacture of non-metallic mineral products, n.e.c.						
C241	Manufacture of basic iron and steel	s	s	s	s	s	s
C251	Manufacture of structural metal products, tanks, reservoirs and steam generators	s	s	s	s	s	s
C259	Manufacture of other fabricated metal products; metal working service activities	5	1,748,938	1,358,746	93,343	52,019	8,464
C301	Building of ships and boats	s	s	s	s	s	s
C310	Manufacture of furniture	13	126,027	84,369	7,033	7,902	892
C324	Manufacture of games and toys	7	14,443	375	846	555	93
C329	Other manufacturing, n.e.c.						
C331	Repair of fabricated metal products, machinery and equipment	14	42,184	4,199	15,265	2,103	759
	<b>X - Northern Mindanao</b>	<b>774</b>	<b>141,896,956</b>	<b>95,133,229</b>	<b>6,222,387</b>	<b>2,346,124</b>	<b>603,008</b>
C101	Processing and preserving of meat	14	328,396	67,355	131,794	52,461	8,001
C102	Processing and preserving of fish, crustaceans and mollusks	s	s	s	s	s	s
C103	Processing and preserving of fruits and vegetables	12	13,692,472	9,715,576	103,203	168,948	71,073
C104	Manufacture of vegetable and animal oils and fats	10	10,572,543	4,059,205	202,303	207,486	11,452
C105	Manufacture of dairy products	6	16,098,316	12,812,650	1,562,635	376,607	94,415

*Continued*

TABLE 5.6 - *Continued*

2009 PSIC Code	Region/ Industry Description	Number of Establishments	Cost				
			Total	Raw Materials Purchased	Other Materials and Supplies Purchased	Electricity	Water
		(1)	(2)	(3)	(4)	(5)	(6)
C106	Manufacture of grain mill products, starches and starch products	85	22,087,780	17,810,049	279,195	304,101	50,533
C107	Manufacture of other food products	311	11,792,092	8,649,328	709,352	158,240	38,982
C108	Manufacture of prepared animal feeds	6	170,420	131,688	18,366	1,605	651
C110	Manufacture of beverages	51	33,400,512	17,708,027	1,448,599	307,191	164,785
C139	Manufacture of other textiles	s	s	s	s	s	s
C141	Manufacture of wearing apparel, except fur apparel	4	36,250	28,805	1,253	996	426
C142	Custom tailoring and dressmaking	25	33,615	10,719	3,365	878	138
C152	Manufacture of footwear	s	s	s	s	s	s
C161	Sawmilling and planing of wood	21	1,071,908	958,579	5,408	8,006	692
C162	Manufacture of products of wood, cork, straw and plaiting materials	9	117,001	67,740	8,006	11,838	1,422
C170	Manufacture of paper and paper products	8	2,646,228	2,053,296	55,820	129,528	26,474
C181	Printing and service activities related to printing	70	4,508,468	3,905,850	14,943	76,098	13,647
C192	Manufacture of refined petroleum products	s	s	s	s	s	s
C201	Manufacture of basic chemicals	10	19,283,126	14,233,261	1,558,518	104,114	9,639
C202	Manufacture of other chemical products, n.e.c.	4	1,413,441	1,001,160	48,568	18,349	1,508
C210	Manufacture of pharmaceuticals, medicinal chemical and botanical products	s	s	s	s	s	s
C221	Manufacture of rubber products	s	s	s	s	s	s
C222	Manufacture of plastic products	5	138,642	83,319	4,492	3,604	1,766
C231	Manufacture of glass and glass products	27	246,895	111,527	3,403	6,656	1,947
C239	Manufacture of non-metallic mineral products, n.e.c.						
C241	Manufacture of basic iron and steel	11	3,167,575	1,112,035	34,320	380,637	96,402
C243	Casting of metals	s	s	s	s	s	s
C251	Manufacture of structural metal products, tanks, reservoirs and steam generators	5	3,809	996	225	559	78
C252	Manufacture of weapons and ammunition	s	s	s	s	s	s
C259	Manufacture of other fabricated metal products; metal working service activities	11	117,737	93,844	2,607	1,523	945
C282	Manufacture of special purpose machinery	4	304,900	173,349	2,763	3,671	1,971
C291	Manufacture of motor vehicles	4	13,285	10,747	922	204	60
C292	Manufacture of bodies (coachwork) for motor vehicles; manufacture of trailers and semi-trailers	s	s	s	s	s	s
C310	Manufacture of furniture	13	208,331	109,366	7,392	997	106
C321	Manufacture of jewelry, bijouterie and related articles	3	40,168	32,203	1,370	1,629	49
C324	Manufacture of games and toys						
C325	Manufacture of medical and dental instruments and supplies						
C329	Other manufacturing, n.e.c.						
C331	Repair of fabricated metal products, machinery and equipment	28	102,592	30,010	1,107	9,133	1,601

*Continued*

TABLE 5.6 - *Continued*

2009 PSIC Code	Region/ Industry Description	Number of Establishments	Cost				
			Total	Raw Materials Purchased	Other Materials and Supplies Purchased	Electricity	Water
		(1)	(2)	(3)	(4)	(5)	(6)
	<b>XI - Davao Region</b>	<b>1,173</b>	<b>102,735,896</b>	<b>64,680,059</b>	<b>2,951,517</b>	<b>3,894,813</b>	<b>375,701</b>
C101	Processing and preserving of meat	14	6,980,864	5,435,852	149,318	106,169	19,640
C102	Processing and preserving of fish, crustaceans and mollusks	3	40,848	6,783	4,975	4,851	1,001
C103	Processing and preserving of fruits and vegetables	15	965,571	505,259	24,625	43,677	12,600
C104	Manufacture of vegetable and animal oils and fats	19	21,225,239	13,745,208	722,034	1,445,367	54,746
C105	Manufacture of dairy products	3	5,924	3,007	705	295	114
C106	Manufacture of grain mill products, starches and starch products	70	4,986,509	3,874,738	100,060	422,964	35,164
C107	Manufacture of other food products	551	12,985,931	10,135,444	264,240	334,929	85,887
C108	Manufacture of prepared animal feeds	11	4,305,048	1,314,274	11,220	22,592	2,064
C110	Manufacture of beverages	64	9,052,639	1,126,927	461,531	406,967	91,642
C120	Manufacture of tobacco products	s	s	s	s	s	s
C131	Spinning, weaving and finishing of textiles	4	31,329	11,829	1,009	7,304	41
C139	Manufacture of other textiles	9	91,310	68,135	5,146	4,280	945
C141	Manufacture of wearing apparel, except fur apparel	4	7,121	6,247	8	105	13
C142	Custom tailoring and dressmaking	53	242,539	159,561	30,947	2,428	140
C152	Manufacture of footwear	4	14,058	6,665	69	262	31
C161	Sawmilling and planing of wood	22	661,550	444,824	54,636	13,337	4,849
C162	Manufacture of products of wood, cork, straw and plaiting materials						
C170	Manufacture of paper and paper products						
C181	Printing and service activities related to printing	78	3,895,330	1,563,455	30,846	137,330	4,160
C192	Manufacture of refined petroleum products	s	s	s	s	s	s
C201	Manufacture of basic chemicals	11	847,050	562,010	13,106	44,079	10,933
C202	Manufacture of other chemical products, n.e.c.	17	5,204,749	4,462,219	91,515	95,544	3,511
C210	Manufacture of pharmaceuticals, medicinal chemical and botanical products	4	63,472	12,071	836	669	466
C221	Manufacture of rubber products	4	396,796	360,192	9,663	4,212	134
C222	Manufacture of plastic products	28	5,569,203	3,278,820	27,819	155,993	22,680
C231	Manufacture of glass and glass products	4	40,616	26,504	2,137	5,272	336
C239	Manufacture of non-metallic mineral products, n.e.c.	20	6,810,929	1,786,947	777,444	518,715	10,450
C241	Manufacture of basic iron and steel	17	465,590	394,533	1,554	9,350	2,247
C242	Manufacture of basic precious and other non-ferrous metals	4	265,769	137,893	8,163	2,556	520
C243	Casting of metals	s	s	s	s	s	s
C251	Manufacture of structural metal products, tanks, reservoirs and steam generators	12	4,846,091	4,426,440	20,372	8,048	2,977
C252	Manufacture of weapons and ammunition	s	s	s	s	s	s
C259	Manufacture of other fabricated metal products; metal working service activities	23	1,584,974	1,417,549	3,268	6,992	580

*Continued*

TABLE 5.6 - *Continued*

2009 PSIC Code	Region/ Industry Description	Number of Establishments	Cost					
			Total	Raw Materials Purchased	Other Materials and Supplies Purchased	Electricity	Water	
								(1)
C265	Manufacture of measuring, testing, navigating and control equipment; watches and clocks	s	s	s	s	s	s	
C275	Manufacture of domestic appliances	s	s	s	s	s	s	
C279	Manufacture of other electrical equipment	s	s	s	s	s	s	
C281	Manufacture of general purpose machinery	3	22,691	5,810	115	5,277	15	
C282	Manufacture of special purpose machinery	6	7,108	4,137	25	320	29	
C291	Manufacture of motor vehicles	s	s	s	s	s	s	
C293	Manufacture of parts and accessories for motor vehicles	s	s	s	s	s	s	
C301	Building of ships and boats	}	3	776,859	657,054	6,520	748	1,453
C309	Manufacture of transport equipment, n.e.c.							
C310	Manufacture of furniture	27	1,271,530	1,156,321	1,554	1,938	529	
C321	Manufacture of jewelry, bijouterie and related articles	s	s	s	s	s	s	
C329	Other manufacturing, n.e.c.	6	79,520	17,805	43,453	571	77	
C331	Repair of fabricated metal products, machinery and equipment	37	98,707	25,362	40,585	4,729	583	
	<b>XII - SOCCSKSARGEN</b>	<b>629</b>	<b>52,654,593</b>	<b>37,290,886</b>	<b>2,681,824</b>	<b>1,000,040</b>	<b>210,462</b>	
C101	Processing and preserving of meat	9	876,026	628,252	39,358	61,548	13,785	
C102	Processing and preserving of fish, crustaceans and mollusks	24	22,297,250	18,979,360	155,892	196,990	59,988	
C103	Processing and preserving of fruits and vegetables	3	5,365,675	1,677,838	1,105,278	185,388	9,762	
C104	Manufacture of vegetable and animal oils and fats	5	3,854,937	1,209,961	861,356	166,075	41,471	
C105	Manufacture of dairy products	s	s	s	s	s	s	
C106	Manufacture of grain mill products, starches and starch products	110	8,023,628	6,424,455	19,414	75,964	2,516	
C107	Manufacture of other food products	203	3,871,434	2,688,267	137,083	31,611	9,923	
C108	Manufacture of prepared animal feeds	5	439,721	306,495	17,626	40,079	982	
C110	Manufacture of beverages	37	36,884	16,335	1,864	5,307	2,160	
C131	Spinning, weaving and finishing of textiles	}	3	32,267	25,490	37	53	13
C139	Manufacture of other textiles							
C141	Manufacture of wearing apparel, except fur apparel	4	5,644	3,100	36	528	25	
C142	Custom tailoring and dressmaking	8	3,991	2,983	77	169	45	
C152	Manufacture of footwear	s	s	s	s	s	s	
C161	Sawmilling and planing of wood	3	49,394	41,735	90	447	27	
C162	Manufacture of products of wood, cork, straw and plaiting materials	5	65,919	39,631	8,210	4,952	852	
C170	Manufacture of paper and paper products	s	s	s	s	s	s	
C181	Printing and service activities related to printing	70	1,172,816	504,077	43,719	42,874	21,613	
C192	Manufacture of refined petroleum products	s	s	s	s	s	s	
C201	Manufacture of basic chemicals	4	109,063	76,504	419	855	355	
C202	Manufacture of other chemical products, n.e.c.	5	74,240	51,946	130	295	85	

*Continued*



TABLE 5.6 - *Continued*

2009 PSIC Code	Region/ Industry Description	Number of Establishments	Cost				
			Total	Raw Materials Purchased	Other Materials and Supplies Purchased	Electricity	Water
		(1)	(2)	(3)	(4)	(5)	(6)
C210	Manufacture of pharmaceuticals, medicinal chemical and botanical products	s	s	s	s	s	s
C221	Manufacture of rubber products	5	141,066	108,661	1,148	1,228	487
C222	Manufacture of plastic products	s	s	s	s	s	s
C231	Manufacture of glass and glass products	20	644,309	629,265	237	3,358	336
C239	Manufacture of non-metallic mineral products, n.e.c.						
C241	Manufacture of basic iron and steel	4	15,906	13,845	10	358	41
C243	Casting of metals	s	s	s	s	s	s
C251	Manufacture of structural metal products, tanks, reservoirs and steam generators	4	63,193	50,690	76	1,095	300
C259	Manufacture of other fabricated metal products; metal working service activities	38	3,549,479	2,908,320	142,633	64,023	7,840
C282	Manufacture of special purpose machinery	4	3,468	3,038	26	124	24
C301	Building of ships and boats	3	142,943	24,830	169	8,936	1,116
C309	Manufacture of transport equipment, n.e.c.						
C310	Manufacture of furniture	11	133,640	30,466	53,301	7,605	73
C323	Manufacture of sports goods	s	s	s	s	s	s
C331	Repair of fabricated metal products, machinery and equipment	31	905,133	248,958	44,947	86,892	35,161
	<b>XIII - Caraga</b>	<b>440</b>	<b>30,885,113</b>	<b>4,490,117</b>	<b>10,337,571</b>	<b>458,884</b>	<b>87,448</b>
C101	Processing and preserving of meat	4	50,645	-	9,335	13,688	707
C102	Processing and preserving of fish, crustaceans and mollusks	s	s	s	s	s	s
C103	Processing and preserving of fruits and vegetables	s	s	s	s	s	s
C104	Manufacture of vegetable and animal oils and fats	5	1,313,659	517,793	312,306	76,242	13,130
C106	Manufacture of grain mill products, starches and starch products	49	175,124	81,170	2,920	22,032	81
C107	Manufacture of other food products	185	1,983,248	1,491,576	106,525	51,135	21,495
C108	Manufacture of prepared animal feeds	s	s	s	s	s	s
C110	Manufacture of beverages	71	173,413	2,329	7,888	34,747	4,484
C139	Manufacture of other textiles	s	s	s	s	s	s
C142	Custom tailoring and dressmaking	9	1,246	445	303	89	16
C152	Manufacture of footwear	s	s	s	s	s	s
C161	Sawmilling and planing of wood	5	71,510	6,689	14,175	945	129
C162	Manufacture of products of wood, cork, straw and plaiting materials	10	1,487,960	583,479	447,348	154,345	24,337
C181	Printing and service activities related to printing	33	414,592	51,598	1,328	2,895	447
C199	Manufacture of other fuel products	s	s	s	s	s	s
C201	Manufacture of basic chemicals	5	538,695	397,146	5,429	14,391	3,412
C202	Manufacture of other chemical products, n.e.c.						
C221	Manufacture of rubber products	s	s	s	s	s	

*Continued*

TABLE 5.6 - *Continued*

2009 PSIC Code	Region/ Industry Description	Number of Establishments	Cost				
			Total	Raw Materials Purchased	Other Materials and Supplies Purchased	Electricity	Water
		(1)	(2)	(3)	(4)	(5)	(6)
C231	Manufacture of glass and glass products	14	3,995,836	804,580	192,847	63,120	17,001
C239	Manufacture of non-metallic mineral products, n.e.c.						
C241	Manufacture of basic iron and steel						
C242	Manufacture of basic precious and other non-ferrous metals	3	19,881,170	3,118	9,167,742	5,660	1,133
C251	Manufacture of structural metal products, tanks, reservoirs and steam generators						
C259	Manufacture of other fabricated metal products; metal working service activities						
C282	Manufacture of special purpose machinery	s	s	s	s	s	s
C301	Building of ships and boats	s	s	s	s	s	s
C309	Manufacture of transport equipment, n.e.c.	s	s	s	s	s	s
C310	Manufacture of furniture	10	46,234	33,388	232	548	37
C321	Manufacture of jewelry, bijouterie and related articles	4	2,015	792	119	53	17
C324	Manufacture of games and toys	3	18,419	3,802	13,520	95	10
C329	Other manufacturing, n.e.c.						
C331	Repair of fabricated metal products, machinery and equipment						
		10	145,433	8,489	47,820	12,807	74
	Autonomous Region in Muslim Mindanao	57	3,108,492	1,239,772	80,371	75,228	8,144
C101	Processing and preserving of meat	s	s	s	s	s	s
C104	Manufacture of vegetable and animal oils and fats	s	s	s	s	s	s
C106	Manufacture of grain mill products, starches and starch products	21	2,538,280	960,662	48,821	47,799	3,610
C107	Manufacture of other food products	18	14,111	6,624	594	615	101
C108	Manufacture of prepared animal feeds	s	s	s	s	s	s
C110	Manufacture of beverages	7	3,413	1,409	960	220	50
C142	Custom tailoring and dressmaking	s	s	s	s	s	s
C221	Manufacture of rubber products	s	s	s	s	s	s
C239	Manufacture of non-metallic mineral products, n.e.c.	s	s	s	s	s	s
C301	Building of ships and boats	s	s	s	s	s	s
C310	Manufacture of furniture	s	s	s	s	s	s

*Continued*

TABLE 5.6 - *Continued*

2009 PSIC Code	Region/ Industry Description	Cost					
		Fuels, Lubricants, Oils and Greases Purchased	Industrial Services Done by Others	Non-Industrial Services Done by Others	Goods Purchased for Resale	Interest Expense	Taxes on Products and Production
		(7)	(8)	(9)	(10)	(11)	(12)
	<b>Philippines</b>	<b>68,262,286</b>	<b>153,979,675</b>	<b>407,236,254</b>	<b>178,325,126</b>	<b>52,670,416</b>	<b>234,161,644</b>
C101	Processing and preserving of meat	825,830	4,207,230	9,055,167	54,967,763	632,463	1,491,786
C102	Processing and preserving of fish, crustaceans and mollusks	1,178,525	1,192,293	3,544,266	2,250,480	818,207	481,886
C103	Processing and preserving of fruits and vegetables	758,269	4,992,714	2,673,471	2,017,570	280,886	762,092
C104	Manufacture of vegetable and animal oils and fats	989,077	3,356,649	3,719,412	6,495,577	978,773	1,299,239
C105	Manufacture of dairy products	3,006,572	8,009,926	42,065,236	57,313	3,641,877	7,592,096
C106	Manufacture of grain mill products, starches and starch products	1,833,913	2,693,694	8,847,239	16,759,048	2,994,861	1,533,465
C107	Manufacture of other food products	7,775,624	10,575,130	49,094,133	1,742,735	2,205,344	5,686,713
C108	Manufacture of prepared animal feeds	632,501	2,054,751	4,275,611	4,008,053	541,828	1,749,857
C110	Manufacture of beverages	3,721,228	11,075,111	30,063,720	7,075,012	3,374,887	96,541,943
C120	Manufacture of tobacco products	160,572	724,645	10,030,688	154,149	372,319	50,487,572
C131	Spinning, weaving and finishing of textiles	108,404	348,111	384,128	860,790	34,778	382,758
C139	Manufacture of other textiles	257,834	1,025,058	1,181,819	1,123,118	102,462	426,689
C141	Manufacture of wearing apparel, except fur apparel	316,082	2,655,204	5,652,969	242,620	916,228	342,820
C142	Custom tailoring and dressmaking	39,666	29,868	235,728	62,830	500	48,811
C143	Manufacture of knitted and crocheted apparel	2,987	142,019	552,071	51,074	12,823	15,960
C151	Tanning and dressing of leather; manufacture of luggage and handbags	12,144	21,654	351,748	266	3,450	22,196
C152	Manufacture of footwear	105,620	222,780	436,020	210,062	94,331	475,370
C161	Sawmilling and planing of wood	29,546	88,977	140,509	34,725	22,344	51,397
C162	Manufacture of products of wood, cork, straw and plaiting materials	201,695	803,714	1,950,634	1,211,653	178,219	324,539
C170	Manufacture of paper and paper products	3,810,399	3,023,375	5,728,754	1,894,534	591,547	1,890,917
C181	Printing and service activities related to printing	839,744	1,824,627	4,675,022	547,473	921,162	2,225,856
C182	Reproduction of recorded media	19,359	61,547	37,152	-	2,392	554
C192	Manufacture of refined petroleum products	1,020,739	7,550,577	22,554,862	17	6,244,799	38,327,417
C199	Manufacture of other fuel products	23,124	19,579	129,691	-	6,187	9,874
C201	Manufacture of basic chemicals	4,689,036	2,127,898	17,861,925	8,498,037	2,396,553	2,110,853
C202	Manufacture of other chemical products, n.e.c.	526,827	3,107,188	13,253,232	4,284,786	715,610	1,690,025
C203	Manufacture of man-made fibers	2,079	5,486	22,628	-	-	3,008
C210	Manufacture of pharmaceuticals, medicinal chemical and botanical products	525,238	1,452,409	3,535,975	4	359,322	226,501
C221	Manufacture of rubber products	1,113,043	1,230,104	1,328,992	856,738	327,263	634,425
C222	Manufacture of plastic products	1,320,311	3,898,229	8,126,598	4,008,466	1,018,478	1,963,661
C231	Manufacture of glass and glass products	2,057,151	1,923,231	721,150	51,477	651,459	168,634
C239	Manufacture of non-metallic mineral products, n.e.c.	14,685,321	12,630,735	17,416,193	3,092,981	2,973,415	1,905,091
C241	Manufacture of basic iron and steel	3,760,413	2,086,635	6,802,700	1,613,266	1,648,938	1,490,532
C242	Manufacture of basic precious and other non-ferrous metals	2,905,623	5,836,835	3,761,412	12,399,009	2,391,259	642,821

*Continued*

TABLE 5.6 - *Continued*

2009 PSIC Code	Region/ Industry Description	Cost					
		Fuels, Lubricants, Oils and Greases Purchased	Industrial Services Done by Others	Non-Industrial Services Done by Others	Goods Purchased for Resale	Interest Expense	Taxes on Products and Production
		(7)	(8)	(9)	(10)	(11)	(12)
C243	Casting of metals	296,098	568,716	440,454	-	57,100	46,613
C251	Manufacture of structural metal products, tanks, reservoirs and steam generators	1,292,963	8,244,846	35,062,588	1,493,671	2,363,914	2,089,117
C252	Manufacture of weapons and ammunition	34,713	68,674	216,090	-	28,364	22,687
C259	Manufacture of other fabricated metal products; metal working service activities	1,719,852	5,045,759	7,344,050	124,765	945,150	1,173,626
C261	Manufacture of electronic components	1,245,681	19,083,622	24,125,130	427,527	3,198,451	1,211,631
C262	Manufacture of computers and peripheral equipment and accessories	241,797	1,182,691	1,905,788	-	158,068	104,998
C263	Manufacture of communication equipment	129,929	186,476	641,418	-	55,560	12,951
C264	Manufacture of consumer electronics	41,164	319,036	571,543	64,271	2,100	28,911
C265	Manufacture of measuring, testing, navigating and control equipment; watches and clocks	10,171	40,980	199,994	423,530	23,557	16,458
C267	Manufacture of optical instruments and photographic equipment	50,079	434,346	830,857	-	68,797	113,921
C271	Manufacture of electric motors, generators, transformers and electricity distribution and control apparatus	53,192	313,708	1,219,302	130,024	120,249	157,563
C272	Manufacture of batteries and accumulators	61,453	1,219,720	811,235	-	867,038	281,468
C273	Manufacture of wiring and wiring devices	156,722	365,633	1,088,029	486,278	115,537	290,732
C274	Manufacture of electric lighting equipment	38,211	355,313	548,760	19,885	28,715	106,275
C275	Manufacture of domestic appliances	91,159	88,270	507,223	63,384	34,633	102,348
C279	Manufacture of other electrical equipment	16,691	194,023	563,831	10,397	61,981	125,606
C281	Manufacture of general purpose machinery	188,850	1,326,542	6,081,699	10,778,809	3,002,592	484,723
C282	Manufacture of special purpose machinery	334,774	1,736,476	2,706,270	1,832,022	521,448	457,354
C291	Manufacture of motor vehicles	190,706	1,697,144	5,477,544	322,520	1,095,749	1,530,811
C292	Manufacture of bodies (coachwork) for motor vehicles; manufacture of trailers and semi-trailers	36,434	32,432	335,656	14,375	94,278	155,664
C293	Manufacture of parts and accessories for motor vehicles	1,045,983	2,922,895	11,454,055	3,210,534	593,985	416,364
C301	Building of ships and boats	33,166	1,553,861	657,610	420,413	170,674	48,298
C303	Manufacture of air and spacecraft and related machinery	230,964	554,492	2,785,317	917,059	23,457	235,935
C309	Manufacture of transport equipment, n.e.c.	134,145	427,653	12,713,669	17,862,824	929,173	481,849
C310	Manufacture of furniture	536,242	1,038,768	2,493,405	1,360,107	212,544	922,227
C321	Manufacture of jewelry, bijouterie and related articles	30,967	56,075	204,204	413	15,280	22,752
C322	Manufacture of musical instruments	291	495	6,919	850	-	807
C323	Manufacture of sports goods	6,927	233,366	249,692	44,676	4,816	15,845
C324	Manufacture of games and toys	7,762	11,140	180,579	-	4,215	13,533
C325	Manufacture of medical and dental instruments and supplies	96,656	1,702,054	1,206,547	27,685	63,677	67,948
C329	Other manufacturing, n.e.c.	122,956	374,378	655,273	8,114	12,293	69,148
C331	Repair of fabricated metal products, machinery and equipment	529,069	1,594,970	3,735,320	1,709,371	342,057	342,269
C332	Installation of industrial machinery and equipment	2,022	7,134	5,350	-	-	3,851

*Continued*

TABLE 5.6 - *Continued*

2009 PSIC Code	Region/ Industry Description	Cost					
		Fuels, Lubricants, Oils and Greases Purchased	Industrial Services Done by Others	Non-Industrial Services Done by Others	Goods Purchased for Resale	Interest Expense	Taxes on Products and Production
		(7)	(8)	(9)	(10)	(11)	(12)
	<b>National Capital Region</b>	<b>15,051,151</b>	<b>25,302,294</b>	<b>170,178,641</b>	<b>24,961,932</b>	<b>7,975,379</b>	<b>61,435,383</b>
C101	Processing and preserving of meat	144,375	518,312	2,233,628	129,648	95,012	166,793
C102	Processing and preserving of fish, crustaceans and mollusks	60,065	35,307	346,328	638,591	18,876	27,091
C103	Processing and preserving of fruits and vegetables	65,906	143,474	84,795	490,755	638	119,195
C104	Manufacture of vegetable and animal oils and fats	352,335	338,249	573,084	-	23,290	157,099
C105	Manufacture of dairy products	769,648	1,524,990	29,998,878	7,065	673,116	585,104
C106	Manufacture of grain mill products, starches and starch products	155,380	1,329,539	4,160,575	-	601,377	468,769
C107	Manufacture of other food products	1,640,567	1,894,984	34,090,925	311,505	226,721	1,469,662
C108	Manufacture of prepared animal feeds	122,766	179,959	166,758	284,817	1,756	12,184
C110	Manufacture of beverages	411,986	874,190	8,561,684	368,441	784,558	10,881,004
C120	Manufacture of tobacco products	52,400	537,860	5,603,060	-	264,040	37,285,927
C131	Spinning, weaving and finishing of textiles	36,794	75,581	91,437	843,933	24,747	283,956
C139	Manufacture of other textiles	104,082	137,750	259,907	671,613	38,544	239,867
C141	Manufacture of wearing apparel, except fur apparel	82,568	423,173	1,614,164	242,414	868,125	160,682
C142	Custom tailoring and dressmaking	34,029	21,136	148,662	-	-	25,526
C143	Manufacture of knitted and crocheted apparel	1,461	141,380	515,433	51,074	12,366	14,080
C151	Tanning and dressing of leather; manufacture of luggage and handbags	3,673	1,461	144,773	-	15	10,153
C152	Manufacture of footwear	22,378	22,446	47,075	205,912	62,241	118,139
C161	Sawmilling and planing of wood	1,535	2,137	11,852	-	2,226	12,671
C162	Manufacture of products of wood, cork, straw and plaiting materials	48,344	38,492	248,800	515,042	18,650	34,579
C170	Manufacture of paper and paper products	2,246,643	2,003,952	2,945,495	1,767,596	249,122	1,232,064
C181	Printing and service activities related to printing	368,315	1,258,878	1,149,756	-	143,420	1,119,182
C182	Reproduction of recorded media	37	1,945	1,892	-	134	235
C192	Manufacture of refined petroleum products	19,428	25,914	144,945	-	12,519	32,216
C199	Manufacture of other fuel products						
C201	Manufacture of basic chemicals	740,452	182,302	13,199,831	5,530,598	269,052	540,526
C202	Manufacture of other chemical products, n.e.c.	140,198	1,250,756	10,591,154	3,979,290	294,836	993,691
C203	Manufacture of man-made fibers						
C210	Manufacture of pharmaceuticals, medicinal chemical and botanical products	199,753	263,496	1,108,929	-	93,438	54,310
C221	Manufacture of rubber products	455,662	405,867	613,248	809,600	152,462	212,274
C222	Manufacture of plastic products	549,341	1,120,775	1,248,286	1,847,249	256,565	1,332,896
C231	Manufacture of glass and glass products	17,559	29,549	153,717	-	180	14,848
C239	Manufacture of non-metallic mineral products, n.e.c.	2,035,163	1,115,099	1,688,077	782,849	212,633	291,595
C241	Manufacture of basic iron and steel	1,465,702	730,834	2,779,451	1,400,256	785,656	570,297
C242	Manufacture of basic precious and other non-ferrous metals	16,644	11,484	82,190	193,186	45,077	48,038
C243	Casting of metals	42,220	520	4,907	-	-	11,181

*Continued*

TABLE 5.6 - *Continued*

2009 PSIC Code	Region/ Industry Description	Cost					
		Fuels, Lubricants, Oils and Greases Purchased	Industrial Services Done by Others	Non-Industrial Services Done by Others	Goods Purchased for Resale	Interest Expense	Taxes on Products and Production
		(7)	(8)	(9)	(10)	(11)	(12)
C251	Manufacture of structural metal products, tanks, reservoirs and steam generators	1,008,813	917,250	33,179,097	1,266,570	344,454	243,470
C252	Manufacture of weapons and ammunition	34,265	68,451	212,209	-	27,822	22,063
C259	Manufacture of other fabricated metal products; metal working service activities	907,371	2,554,628	2,640,035	-	260,271	553,042
C261	Manufacture of electronic components	8,599	2,164,233	791,520	1,033	26,423	212,618
C262	Manufacture of computers and peripheral equipment and accessories	2,940	3,385	31,971	-	-	862
C263	Manufacture of communication equipment						
C264	Manufacture of consumer electronics						
C265	Manufacture of measuring, testing, navigating and control equipment; watches and clocks	5,412	6,676	62,065	228,182	-	6,958
C267	Manufacture of optical instruments and photographic equipment						
C271	Manufacture of electric motors, generators, transformers and electricity distribution and control apparatus						
C272	Manufacture of batteries and accumulators	30,021	560,231	337,402	-	441,789	138,362
C273	Manufacture of wiring and wiring devices	13,214	27,308	31,698	-	35,670	220,010
C274	Manufacture of electric lighting equipment	3,533	33,953	21,136	12,944	11	8,960
C275	Manufacture of domestic appliances	16,520	13,300	69,828	-	16,982	56,534
C279	Manufacture of other electrical equipment	s	s	s	s	s	s
C281	Manufacture of general purpose machinery	47,348	781,216	614,133	-	298,836	235,189
C282	Manufacture of special purpose machinery	71,614	141,004	508,053	112,286	63,426	215,012
C291	Manufacture of motor vehicles	3,252	11,448	29,197	106,354	4,528	5,253
C292	Manufacture of bodies (coachwork) for motor vehicles; manufacture of trailers and semi-trailers	5,133	5,742	25,063	-	156	9,617
C293	Manufacture of parts and accessories for motor vehicles	2,089	180,310	3,156,456	-	-	16,682
C301	Building of ships and boats	12,883	156,519	4,313	420,413	-	16,678
C303	Manufacture of air and spacecraft and related machinery	28,224	69,515	1,901,013	602,889	140,760	67,886
C309	Manufacture of transport equipment, n.e.c.						
C310	Manufacture of furniture	328,659	472,931	340,243	936,423	34,978	615,914
C321	Manufacture of jewelry, bijouterie and related articles	1,656	5,763	17,928	-	-	4,415
C322	Manufacture of musical instruments	s	s	s	s	s	s
C323	Manufacture of sports goods	2,022	9,238	63,941	-	1,929	5,417
C324	Manufacture of games and toys	2,998	1,210	7,733	-	374	5,992
C325	Manufacture of medical and dental instruments and supplies	3,533	16,849	64,388	7,870	2,644	8,587
C329	Other manufacturing, n.e.c.	56,035	152,536	293,427	-	3,569	36,234
C331	Repair of fabricated metal products, machinery and equipment	33,885	280,621	1,053,561	-	10,196	81,786
C332	Installation of industrial machinery and equipment	s	s	s	s	s	s

*Continued*

TABLE 5.6 - *Continued*

2009 PSIC Code	Region/ Industry Description	Cost					
		Fuels, Lubricants, Oils and Greases Purchased	Industrial Services Done by Others	Non-Industrial Services Done by Others	Goods Purchased for Resale	Interest Expense	Taxes on Products and Production
		(7)	(8)	(9)	(10)	(11)	(12)
	<b>Cordillera Administrative Region</b>	<b>255,549</b>	<b>1,292,357</b>	<b>2,419,459</b>	<b>111,500</b>	<b>8,822</b>	<b>49,144</b>
C101	Processing and preserving of meat	s	s	s	s	s	s
C103	Processing and preserving of fruits and vegetables	3,901	35,177	15,725	-	-	1,232
C105	Manufacture of dairy products	s	s	s	s	s	s
C106	Manufacture of grain mill products, starches and starch products	359	151	493	-	-	141
C107	Manufacture of other food products	6,558	8,736	102,058	-	1,510	17,204
C110	Manufacture of beverages	8,077	340	2,184	-	-	795
C131	Spinning, weaving and finishing of textiles	1,110	3,391	14,928	12,510	472	709
C139	Manufacture of other textiles						
C141	Manufacture of wearing apparel, except fur apparel	s	s	s	s	s	s
C142	Custom tailoring and dressmaking	465	111	990	-	-	161
C162	Manufacture of products of wood, cork, straw and plaiting materials	s	s	s	s	s	s
C170	Manufacture of paper and paper products	s	s	s	s	s	s
C181	Printing and service activities related to printing	1,238	19,663	27,020	96,584	78	4,430
C201	Manufacture of basic chemicals	s	s	s	s	s	s
C202	Manufacture of other chemical products, n.e.c.	s	s	s	s	s	s
C221	Manufacture of rubber products	5,305	7	16,460	-	-	88
C222	Manufacture of plastic products						
C231	Manufacture of glass and glass products	s	s	s	s	s	s
C239	Manufacture of non-metallic mineral products, n.e.c.	s	s	s	s	s	s
C241	Manufacture of basic iron and steel	s	s	s	s	s	s
C242	Manufacture of basic precious and other non-ferrous metals	s	s	s	s	s	s
C251	Manufacture of structural metal products, tanks, reservoirs and steam generators	79	-	572	-	-	63
C259	Manufacture of other fabricated metal products; metal working service activities	43	37	88	1,914	-	51
C261	Manufacture of electronic components	14,021	921,753	1,182,652	-	6,762	21,237
C281	Manufacture of general purpose machinery	33	988	11,091	-	-	139
C282	Manufacture of special purpose machinery						
C303	Manufacture of air and spacecraft and related machinery	s	s	s	s	s	s
C310	Manufacture of furniture	s	s	s	s	s	s
C321	Manufacture of jewelry, bijouterie and related articles	s	s	s	s	s	s
C331	Repair of fabricated metal products, machinery and equipment	120	420	480	-	-	32
	<b>I - Ilocos Region</b>	<b>545,882</b>	<b>1,712,420</b>	<b>2,771,812</b>	<b>1,191,669</b>	<b>759,261</b>	<b>1,720,336</b>
C101	Processing and preserving of meat	17,265	176,746	161,252	-	4,068	23,967
C102	Processing and preserving of fish, crustaceans and mollusks	420	-	496	-	-	76

*Continued*

TABLE 5.6 - *Continued*

2009 PSIC Code	Region/ Industry Description	Cost					
		Fuels, Lubricants, Oils and Greases Purchased	Industrial Services Done by Others	Non-Industrial Services Done by Others	Goods Purchased for Resale	Interest Expense	Taxes on Products and Production
		(7)	(8)	(9)	(10)	(11)	(12)
C103	Processing and preserving of fruits and vegetables	s	s	s	s	s	s
C105	Manufacture of dairy products	s	s	s	s	s	s
C106	Manufacture of grain mill products, starches and starch products	129,427	204,423	224,427	43,867	525,364	96,763
C107	Manufacture of other food products	29,278	49,444	51,221	52,482	2,052	42,098
C108	Manufacture of prepared animal feeds	15,907	3,195	10,242	-	2,509	3,427
C110	Manufacture of beverages	199,099	760,144	1,079,087	882,653	-	1,416,980
C120	Manufacture of tobacco products	10,091	28,506	36,310	152,521	34,869	27,507
C131	Spinning, weaving and finishing of textiles	16	2,484	345	3,130	-	125
C141	Manufacture of wearing apparel, except fur apparel	132	22	97	-	5	75
C142	Custom tailoring and dressmaking	54	-	1,013	-	-	2,141
C162	Manufacture of products of wood, cork, straw and plaiting materials	337	375	1,540	-	-	310
C170	Manufacture of paper and paper products	s	s	s	s	s	s
C181	Printing and service activities related to printing	5,834	462	43,833	38,462	-	4,072
C201	Manufacture of basic chemicals	10,034	38,697	161,079	35	91,036	6,675
C202	Manufacture of other chemical products, n.e.c.						
C210	Manufacture of pharmaceuticals, medicinal chemical and botanical products						
C221	Manufacture of rubber products	s	s	s	s	s	s
C222	Manufacture of plastic products	s	s	s	s	s	s
C239	Manufacture of non-metallic mineral products, n.e.c.	72,879	406,948	914,298	-	14,597	82,046
C241	Manufacture of basic iron and steel	2,123	7,067	26,404	-	35,423	1,543
C251	Manufacture of structural metal products, tanks, reservoirs and steam generators	2,007	3,807	8,459	-	-	2,573
C259	Manufacture of other fabricated metal products; metal working service activities	610	59	1,080	-	-	773
C282	Manufacture of special purpose machinery	175	-	438	2,473	-	125
C292	Manufacture of bodies (coachwork) for motor vehicles; }	2,588	550	4,697	14,125	-	449
	manufacture of trailers and semi-trailers }						
C293	Manufacture of parts and accessories for motor vehicles }						
C309	Manufacture of transport equipment, n.e.c.	s	s	s	s	s	s
C310	Manufacture of furniture	1,506	114	11,608	1,762	-	1,165
C321	Manufacture of jewelry, bijouterie and related articles }	9,103	15,449	3,131	159	-	316
C324	Manufacture of games and toys }						
C329	Other manufacturing, n.e.c. }						
C331	Repair of fabricated metal products, machinery and equipment	12,474	1,642	6,064	-	3,822	3,275
	<b>II - Cagayan Valley</b>	<b>665,515</b>	<b>1,289,334</b>	<b>1,153,467</b>	<b>1,747,242</b>	<b>110,798</b>	<b>225,093</b>
C101	Processing and preserving of meat	7,001	6,955	2,924	5,033	1,329	2,236

*Continued*



TABLE 5.6 - *Continued*

2009 PSIC Code	Region/ Industry Description	Cost					
		Fuels, Lubricants, Oils and Greases Purchased	Industrial Services Done by Others	Non-Industrial Services Done by Others	Goods Purchased for Resale	Interest Expense	Taxes on Products and Production
		(7)	(8)	(9)	(10)	(11)	(12)
C102	Processing and preserving of fish, crustaceans and mollusks	s	s	s	s	s	s
C103	Processing and preserving of fruits and vegetables	9	78	190	427	-	41
C105	Manufacture of dairy products	s	s	s	s	s	s
C106	Manufacture of grain mill products, starches and starch products	433,818	12,318	32,603	285,283	83,319	8,041
C107	Manufacture of other food products	9,496	47,797	244,556	200,323	7,000	61,302
C108	Manufacture of prepared animal feeds	11,587	22,056	7,016	3,898	3,828	1,280
C110	Manufacture of beverages	107,112	1,128,811	509,691	-	-	103,554
C120	Manufacture of tobacco products	s	s	s	s	s	s
C131	Spinning, weaving and finishing of textiles	s	s	s	s	s	s
C139	Manufacture of other textiles	s	s	s	s	s	s
C142	Custom tailoring and dressmaking	222	24	185	-	-	193
C162	Manufacture of products of wood, cork, straw and plaiting materials	144	128	322	-	-	51
C181	Printing and service activities related to printing	2,153	193	15,296	6,742	-	4,323
C182	Reproduction of recorded media	s	s	s	s	s	s
C192	Manufacture of refined petroleum products	s	s	s	s	s	s
C199	Manufacture of other fuel products	s	s	s	s	s	s
C201	Manufacture of basic chemicals	s	s	s	s	s	s
C231	Manufacture of glass and glass products	4,506	38	3,696	4,864	-	2,060
C239	Manufacture of non-metallic mineral products, n.e.c.						
C251	Manufacture of structural metal products, tanks, reservoirs and steam generators	186	19	683	15,803	-	222
C259	Manufacture of other fabricated metal products; metal working service activities	87	193	898	1,673	-	131
C282	Manufacture of special purpose machinery	56,709	52,154	206,743	1,096,733	15,322	34,371
C310	Manufacture of furniture	719	152	955	20,653	-	1,057
C321	Manufacture of jewelry, bijouterie and related articles	s	s	s	s	s	s
C329	Other manufacturing, n.e.c.	s	s	s	s	s	s
C331	Repair of fabricated metal products, machinery and equipment	1,187	255	1,135	162	-	1,236
	<b>III - Central Luzon</b>	<b>9,220,299</b>	<b>27,911,116</b>	<b>43,777,424</b>	<b>12,616,309</b>	<b>12,872,910</b>	<b>16,161,831</b>
C101	Processing and preserving of meat	105,154	1,552,858	753,356	395,486	80,158	607,389
C102	Processing and preserving of fish, crustaceans and mollusks	29,467	107,345	1,074,079	-	84,163	95,674
C103	Processing and preserving of fruits and vegetables	84,995	627,194	1,199,819	1,057,816	18,909	35,066
C104	Manufacture of vegetable and animal oils and fats	212	3,149	2,405	856,044	-	884
C105	Manufacture of dairy products	6,385	4,021	33,928	49,345	1,403	21,234
C106	Manufacture of grain mill products, starches and starch products	233,306	86,707	313,344	5,263,724	721,966	228,994

*Continued*

TABLE 5.6 - *Continued*

2009 PSIC Code	Region/ Industry Description	Cost					
		Fuels, Lubricants, Oils and Greases Purchased	Industrial Services Done by Others	Non-Industrial Services Done by Others	Goods Purchased for Resale	Interest Expense	Taxes on Products and Production
		(7)	(8)	(9)	(10)	(11)	(12)
C107	Manufacture of other food products	2,090,650	3,104,222	1,584,424	-	339,166	207,072
C108	Manufacture of prepared animal feeds	134,318	397,828	1,466,908	93,032	292,025	1,376,046
C110	Manufacture of beverages	211,934	2,533,701	1,020,793	-	2,466	249,084
C120	Manufacture of tobacco products	s	s	s	s	s	s
C131	Spinning, weaving and finishing of textiles	52,340	209,942	103,960	-	9,558	47,463
C139	Manufacture of other textiles	25,983	107,121	582,838	23,389	15,300	141,149
C141	Manufacture of wearing apparel, except fur apparel	43,679	207,497	1,184,713	-	5,724	44,044
C142	Custom tailoring and dressmaking	165	120	4,233	-	-	561
C143	Manufacture of knitted and crocheted apparel						
C151	Tanning and dressing of leather; manufacture of luggage and handbags	7,652	8,412	200,245	-	3,435	10,835
C152	Manufacture of footwear	14,224	13,006	239,670	-	10,973	22,394
C161	Sawmilling and planing of wood	16,497	3,224	84,513	2,993	8	16,278
C162	Manufacture of products of wood, cork, straw and plaiting materials						
C170	Manufacture of paper and paper products	1,027,398	208,440	636,328	118,205	47,882	123,066
C181	Printing and service activities related to printing	10,887	10,626	84,973	-	11,940	682,845
C192	Manufacture of refined petroleum products	919,142	3,246,013	15,774,689	-	6,224,288	7,331,558
C201	Manufacture of basic chemicals	42,623	671,046	736,293	653,023	91,522	178,797
C202	Manufacture of other chemical products, n.e.c.	26,855	296,457	351,503	243,163	19,644	34,728
C210	Manufacture of pharmaceuticals, medicinal chemical and botanical products	6,557	12,923	59,523	-	200	29,608
C221	Manufacture of rubber products	587,725	688,131	374,443	-	152,609	370,993
C222	Manufacture of plastic products	81,610	99,922	368,431	355,112	133,962	215,031
C231	Manufacture of glass and glass products	2,317	10,846	107,727	1,894	11,518	2,362
C239	Manufacture of non-metallic mineral products, n.e.c.	2,127,292	3,736,232	4,211,615	17,510	1,490,811	763,615
C241	Manufacture of basic iron and steel	443,755	150,997	1,676,698	151,313	268,772	630,812
C242	Manufacture of basic precious and other non-ferrous metals	886	802	18,726	108,767	-	667
C243	Casting of metals	13,252	15,898	13,848	-	2,639	7,592
C251	Manufacture of structural metal products, tanks, reservoirs and steam generators	86,836	5,065,019	460,970	22,719	1,889,027	1,721,872
C252	Manufacture of weapons and ammunition	86,647	415,187	800,557	-	125,522	173,776
C259	Manufacture of other fabricated metal products; metal working service activities						
C261	Manufacture of electronic components	150,621	939,653	1,329,021	313,204	138,766	51,145
C262	Manufacture of computers and peripheral equipment and accessories	88,308	699,311	438,188	-	31,756	6,112
C264	Manufacture of consumer electronics	3,038	105,489	15,456	15,276	-	185
C265	Manufacture of measuring, testing, navigating and control equipment; watches and clocks						
C271	Manufacture of electric motors, generators, transformers and electricity distribution and control apparatus	11,248	2,836	12,180	1,500	3,380	79,248

*Continued*

TABLE 5.6 - Continued

2009 PSIC Code	Region/ Industry Description	Cost					
		Fuels, Lubricants, Oils and Greases Purchased	Industrial Services Done by Others	Non-Industrial Services Done by Others	Goods Purchased for Resale	Interest Expense	Taxes on Products and Production
		(7)	(8)	(9)	(10)	(11)	(12)
C272	Manufacture of batteries and accumulators	29,333	543,898	346,951	-	416,205	131,461
C273	Manufacture of wiring and wiring devices	8,546	68,246	342,429	-	37,346	44,480
C274	Manufacture of electric lighting equipment	3,844	8,549	51,558	-	5,359	3,763
C275	Manufacture of domestic appliances	14,936	372	54,629	63,384	162	8,125
C279	Manufacture of other electrical equipment	3,424	14,779	48,114	6,193	104	14,387
C281	Manufacture of general purpose machinery	14,841	66,063	270,865	220	-	39,530
C282	Manufacture of special purpose machinery	3,901	19,220	115,336	-	272	6,713
C291	Manufacture of motor vehicles	4,606	2,061	6,011	-	34,821	37,792
C292	Manufacture of bodies (coachwork) for motor vehicles; manufacture of trailers and semi-trailers						
C293	Manufacture of parts and accessories for motor vehicles						
C301	Building of ships and boats	s	s	s	s	s	s
C303	Manufacture of air and spacecraft and related machinery	7,229	45,327	170,389	917,059	23,457	66,408
C309	Manufacture of transport equipment, n.e.c.	803	2,159	10,501	-	-	1,433
C310	Manufacture of furniture	83,480	37,989	298,473	191,061	30,002	112,376
C321	Manufacture of jewelry, bijouterie and related articles	5,568	1,366	2,637	-	450	4,064
C322	Manufacture of musical instruments	s	s	s	s	s	s
C323	Manufacture of sports goods	1,029	121,733	10,306	44,676	1,840	2,695
C324	Manufacture of games and toys	1,173	1,296	80,792	-	405	3,912
C325	Manufacture of medical and dental instruments and supplies	33,556	96,945	109,090	17,483	7,090	25,726
C329	Other manufacturing, n.e.c.	2,043	149,978	206,184	-	7,884	14,826
C331	Repair of fabricated metal products, machinery and equipment	184,963	324,438	318,885	1,631,867	12,791	82,344
C332	Installation of industrial machinery and equipment	s	s	s	s	s	s
<b>IVA - CALABARZON</b>		<b>23,658,348</b>	<b>62,397,604</b>	<b>125,544,597</b>	<b>96,334,644</b>	<b>20,630,028</b>	<b>122,582,937</b>
C101	Processing and preserving of meat	271,575	1,367,057	3,909,668	54,132,078	253,408	484,045
C102	Processing and preserving of fish, crustaceans and mollusks	5,710	11,756	49,640	-	-	9,754
C103	Processing and preserving of fruits and vegetables	124,748	689,405	542,275	-	79,606	178,111
C104	Manufacture of vegetable and animal oils and fats	98,189	270,727	306,503	-	43,564	228,422
C105	Manufacture of dairy products	1,579,971	6,439,036	11,844,054	-	2,967,171	6,913,523
C106	Manufacture of grain mill products, starches and starch products	43,669	147,228	1,780,113	-	46,032	258,519
C107	Manufacture of other food products	1,771,756	2,980,612	5,856,127	381,606	925,979	2,103,245
C108	Manufacture of prepared animal feeds	134,149	84,331	305,518	-	129,763	58,875
C110	Manufacture of beverages	1,049,159	1,704,102	5,623,037	4,549,454	2,518,618	60,286,683
C120	Manufacture of tobacco products	80,760	153,773	1,373,999	1,628	72,837	13,154,026
C131	Spinning, weaving and finishing of textiles	17,353	52,831	164,161	-	-	49,082
C139	Manufacture of other textiles	123,163	766,455	271,831	-	48,599	33,418
C141	Manufacture of wearing apparel, except fur apparel	141,549	459,099	2,422,341	-	27,131	111,164

Continued

TABLE 5.6 - *Continued*

2009 PSIC Code	Region/ Industry Description	Cost					
		Fuels, Lubricants, Oils and Greases Purchased	Industrial Services Done by Others	Non-Industrial Services Done by Others	Goods Purchased for Resale	Interest Expense	Taxes on Products and Production
		(7)	(8)	(9)	(10)	(11)	(12)
C142	Custom tailoring and dressmaking	1,871	-	25,923	-	-	13,065
C143	Manufacture of knitted and crocheted apparel	1,499	639	35,303	-	457	1,876
C151	Tanning and dressing of leather; manufacture of luggage and handbags	799	11,758	6,470	-	-	1,164
C152	Manufacture of footwear	55,407	179,033	112,813	-	18,950	323,415
C161	Sawmilling and planing of wood	89,617	688,649	1,211,001	-	116,214	241,505
C162	Manufacture of products of wood, cork, straw and plaiting materials						
C170	Manufacture of paper and paper products						
C181	Printing and service activities related to printing	213,893	403,300	1,081,893	-	109,642	381,553
C182	Reproduction of recorded media	239,459	199,647	1,021,730	-	230,186	104,887
C192	Manufacture of refined petroleum products	s	s	s	s	s	s
C199	Manufacture of other fuel products	85,112	4,257,280	6,641,481	-	6,963	30,961,351
C201	Manufacture of basic chemicals	3,582,818	454,611	1,031,927	2,055,323	427,305	298,103
C202	Manufacture of other chemical products, n.e.c.	197,709	1,276,850	1,680,851	36,777	330,982	441,203
C210	Manufacture of pharmaceuticals, medicinal chemical and botanical products	311,895	1,166,648	2,241,103	-	264,352	128,417
C221	Manufacture of rubber products	25,165	58,490	184,031	-	3,811	19,820
C222	Manufacture of plastic products	468,065	2,436,948	5,918,371	236,073	429,513	306,669
C231	Manufacture of glass and glass products	2,002,543	1,868,483	400,622	36,730	639,591	146,589
C239	Manufacture of non-metallic mineral products, n.e.c.	5,807,242	4,247,389	3,184,612	2,085,928	729,540	402,040
C241	Manufacture of basic iron and steel	925,667	545,984	1,221,590	-	358,075	179,669
C242	Manufacture of basic precious and other non-ferrous metals	8,089	20,994	27,047	-	1,450	6,458
C243	Casting of metals	204,384	515,300	355,091	-	49,507	24,800
C251	Manufacture of structural metal products, tanks, reservoirs and steam generators	156,516	2,096,570	1,086,877	64,537	79,484	77,187
C259	Manufacture of other fabricated metal products; metal working service activities	562,150	1,780,520	3,433,951	61,915	517,345	228,110
C261	Manufacture of electronic components	1,030,393	14,090,425	19,531,296	113,290	2,925,626	917,767
C262	Manufacture of computers and peripheral equipment and accessories	151,860	479,491	1,426,196	-	121,087	96,959
C263	Manufacture of communication equipment	9,876	31,496	447,532	-	373	5,854
C264	Manufacture of consumer electronics	37,605	202,563	545,942	-	2,041	27,112
C265	Manufacture of measuring, testing, navigating and control equipment; watches and clocks	4,683	5,597	76,773	-	-	9,524
C267	Manufacture of optical instruments and photographic equipment	20,062	281,370	473,635	-	68,676	102,016
C271	Manufacture of electric motors, generators, transformers and electricity distribution and control apparatus	29,929	295,616	1,068,250	-	95,723	43,688
C272	Manufacture of batteries and accumulators	2,099	115,591	126,882	-	9,044	11,645
C273	Manufacture of wiring and wiring devices	133,120	269,471	691,089	486,278	38,661	23,129
C274	Manufacture of electric lighting equipment	29,454	306,629	435,543	6,941	23,345	90,697

*Continued*

TABLE 5.6 - *Continued*

2009 PSIC Code	Region/ Industry Description	Cost					
		Fuels, Lubricants, Oils and Greases Purchased	Industrial Services Done by Others	Non-Industrial Services Done by Others	Goods Purchased for Resale	Interest Expense	Taxes on Products and Production
		(7)	(8)	(9)	(10)	(11)	(12)
C275	Manufacture of domestic appliances	48,712	58,066	316,760	-	12,387	35,500
C279	Manufacture of other electrical equipment	11,651	178,847	467,146	1,211	53,719	22,580
C281	Manufacture of general purpose machinery	104,428	434,694	5,041,963	10,775,938	2,695,777	204,931
C282	Manufacture of special purpose machinery	174,700	1,472,700	1,761,860	619,972	417,312	191,791
C291	Manufacture of motor vehicles	182,651	1,684,293	5,361,696	216,166	1,084,874	1,432,185
C292	Manufacture of bodies (coachwork) for motor vehicles; manufacture of trailers and semi-trailers	23,770	24,203	303,676	-	59,396	106,783
C293	Manufacture of parts and accessories for motor vehicles	1,006,233	2,319,473	7,193,888	3,210,534	572,239	352,991
C301	Building of ships and boats	3,780	153,561	91,549	-	79,340	15,601
C303	Manufacture of air and spacecraft and related machinery	112,467	498,724	12,166,501	17,259,935	782,897	576,726
C309	Manufacture of transport equipment, n.e.c.						
C310	Manufacture of furniture	22,306	212,777	788,960	-	388	77,900
C321	Manufacture of jewelry, bijouterie and related articles	8,695	2,676	40,331	-	9,611	1,556
C323	Manufacture of sports goods	3,550	101,740	155,768	-	1,033	7,226
C324	Manufacture of games and toys	3,175	2,716	50,055	-	3,436	2,675
C325	Manufacture of medical and dental instruments and supplies	46,776	1,525,607	835,975	2,332	53,943	17,690
C329	Other manufacturing, n.e.c.	14,105	29,526	114,975	-	-	8,748
C331	Repair of fabricated metal products, machinery and equipment	41,314	224,654	643,260	-	90,768	42,598
	<b>MIMAROPA</b>	<b>1,429,948</b>	<b>917,319</b>	<b>920,733</b>	<b>11,975,186</b>	<b>51,771</b>	<b>346,250</b>
C101	Processing and preserving of meat	s	s	s	s	s	s
C103	Processing and preserving of fruits and vegetables	s	s	s	s	s	s
C104	Manufacture of vegetable and animal oils and fats	1,258	977	25,781	-	22,886	8,695
C105	Manufacture of dairy products	s	s	s	s	s	s
C106	Manufacture of grain mill products, starches and starch products	13,029	7,862	8,697	-	14,155	37,659
C107	Manufacture of other food products	18,469	76,300	165,507	-	14,730	272,996
C110	Manufacture of beverages	23,064	4,458	4,088	-	-	1,232
C131	Spinning, weaving and finishing of textiles	s	s	s	s	s	s
C142	Custom tailoring and dressmaking	73	10	234	-	-	57
C151	Tanning and dressing of leather; manufacture of luggage and handbags	s	s	s	s	s	s
C162	Manufacture of products of wood, cork, straw and plaiting materials	s	s	s	s	s	s
C181	Printing and service activities related to printing	102	155	1,809	-	-	95
C192	Manufacture of refined petroleum products	s	s	s	s	s	s
C201	Manufacture of basic chemicals	361	161	792	-	-	1,070
C202	Manufacture of other chemical products, n.e.c.						
C210	Manufacture of pharmaceuticals, medicinal chemical and botanical products	s	s	s	s	s	s

*Continued*

TABLE 5.6 - *Continued*

2009 PSIC Code	Region/ Industry Description	Cost					
		Fuels, Lubricants, Oils and Greases Purchased	Industrial Services Done by Others	Non-Industrial Services Done by Others	Goods Purchased for Resale	Interest Expense	Taxes on Products and Production
		(7)	(8)	(9)	(10)	(11)	(12)
C222	Manufacture of plastic products	s	s	s	s	s	s
C239	Manufacture of non-metallic mineral products, n.e.c.	1,456	270	2,185	-	-	616
C242	Manufacture of basic precious and other non-ferrous metals	s	s	s	s	s	s
C259	Manufacture of other fabricated metal products; metal working service activities	698	1,279	3,819	-	-	471
C282	Manufacture of special purpose machinery	s	s	s	s	s	s
C310	Manufacture of furniture	22	13	510	125	-	23
C331	Repair of fabricated metal products, machinery and equipment	93	37	54	1,557	-	145
	<b>V - Bicol Region</b>	<b>1,016,442</b>	<b>1,673,231</b>	<b>6,024,596</b>	<b>1,036,743</b>	<b>247,055</b>	<b>463,833</b>
C101	Processing and preserving of meat	257	17,021	1,586	-	565	2,404
C102	Processing and preserving of fish, crustaceans and mollusks	3,933	24	20,776	1,114	2,129	3,279
C103	Processing and preserving of fruits and vegetables	1,832	634	3,595	20,821	358	1,039
C104	Manufacture of vegetable and animal oils and fats	22,146	135,736	41,908	41,449	17,461	42,017
C105	Manufacture of dairy products	6,012	2,653	1,640	-	-	37,081
C106	Manufacture of grain mill products, starches and starch products	74,501	60,767	118,395	205,971	81,249	40,905
C107	Manufacture of other food products	50,973	19,904	33,563	184,301	6,335	33,804
C108	Manufacture of prepared animal feeds	16,029	135,650	188,320	-	10,060	10,644
C110	Manufacture of beverages	126,648	197,010	4,301,345	-	11	59,529
C120	Manufacture of tobacco products	s	s	s	s	s	s
C131	Spinning, weaving and finishing of textiles	27	3	14	1	-	36
C139	Manufacture of other textiles	1,557	1,844	11,181	427,608	-	3,907
C141	Manufacture of wearing apparel, except fur apparel	568	368	4,807	37,683	530	3,229
C142	Custom tailoring and dressmaking						
C152	Manufacture of footwear	s	s	s	s	s	s
C162	Manufacture of products of wood, cork, straw and plaiting materials	11,849	19,434	22,200	93,301	29,480	2,074
C170	Manufacture of paper and paper products	s	s	s	s	s	s
C181	Printing and service activities related to printing	20,087	25,985	41,886	-	-	3,070
C192	Manufacture of refined petroleum products	s	s	s	s	s	s
C201	Manufacture of basic chemicals	29	19	26	-	-	37
C210	Manufacture of pharmaceuticals, medicinal chemical and botanical products	s	s	s	s	s	s
C231	Manufacture of glass and glass products	102,967	309,724	597,125	15,750	10,600	41,976
C239	Manufacture of non-metallic mineral products, n.e.c.						
C241	Manufacture of basic iron and steel	499,657	715,011	433,856	3,220	54,427	161,371
C242	Manufacture of basic precious and other non-ferrous metals						

*Continued*

TABLE 5.6 - *Continued*

2009 PSIC Code	Region/ Industry Description	Cost					
		Fuels, Lubricants, Oils and Greases Purchased	Industrial Services Done by Others	Non-Industrial Services Done by Others	Goods Purchased for Resale	Interest Expense	Taxes on Products and Production
		(7)	(8)	(9)	(10)	(11)	(12)
C251	Manufacture of structural metal products, tanks, reservoirs and steam generators	484	2,017	3,244	5,527	44	863
C259	Manufacture of other fabricated metal products; metal working service activities	118	11,170	211	-	-	5,584
C282	Manufacture of special purpose machinery	152	214	1,448	-	3	255
C293	Manufacture of parts and accessories for motor vehicles	s	s	s	s	s	s
C310	Manufacture of furniture	1,850	1,162	1,572	-	-	463
C329	Other manufacturing, n.e.c.	12	37	955	-	-	592
C331	Repair of fabricated metal products, machinery and equipment	188	-	552	-	-	195
	<b>VI - Western Visayas</b>	<b>1,460,011</b>	<b>2,244,163</b>	<b>5,720,304</b>	<b>1,021,033</b>	<b>767,068</b>	<b>3,070,005</b>
C101	Processing and preserving of meat	3,462	8,667	3,771	-	242	1,487
C102	Processing and preserving of fish, crustaceans and mollusks	4,239	23,572	31,515	-	4,671	1,958
C103	Processing and preserving of fruits and vegetables	755	329	5,306	1,024	269	184
C104	Manufacture of vegetable and animal oils and fats	1,782	8,034	11,428	-	962	211
C105	Manufacture of dairy products	110	-	186	-	-	121
C106	Manufacture of grain mill products, starches and starch products	49,891	149,284	374,916	-	34,704	60,127
C107	Manufacture of other food products	810,364	1,131,618	3,607,205	11,934	482,873	802,984
C108	Manufacture of prepared animal feeds	41,506	47,865	226,948	881,643	50,363	19,255
C110	Manufacture of beverages	245,321	427,827	1,011,421	-	27,880	1,945,959
C131	Spinning, weaving and finishing of textiles	230	2,147	10,296	-	-	422
C139	Manufacture of other textiles	25	-	923	392	-	104
C141	Manufacture of wearing apparel, except fur apparel	537	10,441	8,407	-	555	2,642
C142	Custom tailoring and dressmaking	1,269	2,322	16,175	-	-	743
C161	Sawmilling and planing of wood	1,029	6,512	6,271	-	1,400	1,626
C162	Manufacture of products of wood, cork, straw and plaiting materials						
C170	Manufacture of paper and paper products						
C181	Printing and service activities related to printing	s	s	s	s	s	s
C181	Printing and service activities related to printing	4,337	1,575	29,272	-	481	4,122
C199	Manufacture of other fuel products	s	s	s	s	s	s
C201	Manufacture of basic chemicals	210,101	309,952	221,454	-	128,001	194,932
C202	Manufacture of other chemical products, n.e.c.	544	64	342	-	-	90
C210	Manufacture of pharmaceuticals, medicinal chemical and botanical products	1,283	3,438	4,857	-	1,326	614
C222	Manufacture of plastic products	20,721	9,194	23,039	-	24,018	4,658
C231	Manufacture of glass and glass products	11,002	16,124	9,782	43,014	-	11,655
C239	Manufacture of non-metallic mineral products, n.e.c.						
C241	Manufacture of basic iron and steel						
C243	Casting of metals	1,479	1,323	20,612	-	7,141	2,382

*Continued*

TABLE 5.6 - *Continued*

2009 PSIC Code	Region/ Industry Description	Cost					
		Fuels, Lubricants, Oils and Greases Purchased	Industrial Services Done by Others	Non-Industrial Services Done by Others	Goods Purchased for Resale	Interest Expense	Taxes on Products and Production
		(7)	(8)	(9)	(10)	(11)	(12)
C251	Manufacture of structural metal products, tanks, reservoirs and steam generators	4,448	50,375	2,614	-	1,093	3,536
C259	Manufacture of other fabricated metal products; metal working service activities	2,274	940	13,819	-	352	1,422
C273	Manufacture of wiring and wiring devices	s	s	s	s	s	s
C275	Manufacture of domestic appliances	s	s	s	s	s	s
C282	Manufacture of special purpose machinery	2,609	4,144	30,643	-	185	2,525
C310	Manufacture of furniture	37,640	23,990	33,439	83,027	-	3,670
C329	Other manufacturing, n.e.c.	468	1,885	7,242	-	550	868
C331	Repair of fabricated metal products, machinery and equipment	2,515	2,332	7,025	-	-	1,576
	<b>VII - Central Visayas</b>	<b>4,933,670</b>	<b>10,719,112</b>	<b>25,442,242</b>	<b>1,782,122</b>	<b>2,184,872</b>	<b>11,663,672</b>
C101	Processing and preserving of meat	179,421	473,626	1,164,886	302,994	153,959	102,133
C102	Processing and preserving of fish, crustaceans and mollusks	124,545	123,058	295,331	261,536	14,984	21,686
C103	Processing and preserving of fruits and vegetables	42,909	28,017	61,714	321,130	89,463	4,655
C104	Manufacture of vegetable and animal oils and fats	11,403	34,139	519,345	-	170,965	278,631
C105	Manufacture of dairy products	10,429	11,412	24,077	269	-	15,652
C106	Manufacture of grain mill products, starches and starch products	24,638	36,561	270,686	-	85,841	24,646
C107	Manufacture of other food products	295,526	168,671	1,623,982	36,434	98,696	190,160
C108	Manufacture of prepared animal feeds	109,024	1,154,276	1,787,989	-	36,020	241,258
C110	Manufacture of beverages	291,051	1,194,163	4,128,413	2,976	-	9,603,226
C131	Spinning, weaving and finishing of textiles	149	56	797	8	-	41
C139	Manufacture of other textiles	2,386	3,021	38,954	-	18	7,107
C141	Manufacture of wearing apparel, except fur apparel	45,977	1,552,196	407,681	-	13,841	21,833
C142	Custom tailoring and dressmaking	396	576	3,036	-	-	168
C151	Tanning and dressing of leather; manufacture of luggage and handbags	s	s	s	s	s	s
C152	Manufacture of footwear	13,413	6,367	31,421	-	2,167	9,288
C161	Sawmilling and planing of wood	9,652	45,554	139,529	493,659	23,095	13,894
C162	Manufacture of products of wood, cork, straw and plaiting materials						
C170	Manufacture of paper and paper products	54,522	86,657	225,628	-	40,460	21,793
C181	Printing and service activities related to printing	135,089	40,309	644,527	-	237,959	100,375
C199	Manufacture of other fuel products	s	s	s	s	s	s
C201	Manufacture of basic chemicals	23,304	93,077	1,008,001	-	21,839	56,107
C202	Manufacture of other chemical products, n.e.c.	36,922	125,480	190,225	-	7,956	157,691
C203	Manufacture of man-made fibers						
C210	Manufacture of pharmaceuticals, medicinal chemical and botanical products	1,192	5,048	57,748	-	-	3,000

*Continued*



TABLE 5.6 - *Continued*

2009 PSIC Code	Region/ Industry Description	Cost					
		Fuels, Lubricants, Oils and Greases Purchased	Industrial Services Done by Others	Non-Industrial Services Done by Others	Goods Purchased for Resale	Interest Expense	Taxes on Products and Production
		(7)	(8)	(9)	(10)	(11)	(12)
C221	Manufacture of rubber products	18,456	30,137	133,373	-	5,551	28,754
C222	Manufacture of plastic products	85,005	162,415	368,887	4,130	129,625	57,777
C231	Manufacture of glass and glass products	31,524	12,900	53,069	-	-	3,690
C239	Manufacture of non-metallic mineral products, n.e.c.	2,196,031	1,829,859	4,872,461	36,431	366,075	214,328
C241	Manufacture of basic iron and steel	723,189	186,598	782,085	58,289	112,752	68,773
C242	Manufacture of basic precious and other non-ferrous metals						
C243	Casting of metals						
C251	Manufacture of structural metal products, tanks, reservoirs and steam generators	35,296	34,261	56,553	-	2,487	1,848
C252	Manufacture of weapons and ammunition	s	s	s	s	s	s
C259	Manufacture of other fabricated metal products; metal working service activities	13,249	195,123	202,655	-	36,396	11,440
C261	Manufacture of electronic components	42,047	967,558	1,290,641	-	100,873	8,865
C262	Manufacture of computers and peripheral equipment and accessories	118,743	155,485	203,318	-	60,412	8,161
C263	Manufacture of communication equipment						
C265	Manufacture of measuring, testing, navigating and control equipment; watches and clocks						
C267	Manufacture of optical instruments and photographic equipment	1,866	33,551	89,008	180,322	23,557	3,794
C271	Manufacture of electric motors, generators, transformers and electricity distribution and control apparatus	28,015	148,112	319,225	-	121	8,066
C273	Manufacture of wiring and wiring devices	2,426	1,666	103,810	-	195	6,200
C274	Manufacture of electric lighting equipment	s	s	s	s	s	s
C275	Manufacture of domestic appliances	1,381	6,182	40,523	-	-	2,856
C281	Manufacture of general purpose machinery	10,940	16,419	65,275	-	5,102	2,178
C282	Manufacture of special purpose machinery	21,086	43,578	140,646	-	7,962	3,536
C282	Manufacture of special purpose machinery	13,300	2,830	67,976	-	1,620	2,392
C291	Manufacture of motor vehicles	3,264	648	79,900	-	6,252	91,339
C292	Manufacture of bodies (coachwork) for motor vehicles; manufacture of trailers and semi-trailers	6,698	203,225	521,384	250	5,378	15,920
C293	Manufacture of parts and accessories for motor vehicles						
C301	Building of ships and boats						
C309	Manufacture of transport equipment, n.e.c.	8,712	370,757	92,971	-	28,159	10,703
C310	Manufacture of furniture	s	s	s	s	s	s
C321	Manufacture of jewelry, bijouterie and related articles	29,422	280,311	981,838	-	94,225	94,006
C322	Manufacture of musical instruments	14,996	46,161	142,034	-	5,220	11,919
C323	Manufacture of sports goods	s	s	s	s	s	s
C324	Manufacture of games and toys	s	s	s	s	s	s
C325	Manufacture of medical and dental instruments and supplies	282	5,852	39,905	-	-	885
C329	Other manufacturing, n.e.c.	12,625	61,682	197,095	-	-	15,663
		33,397	7,814	25,423	617	-	2,281

*Continued*

TABLE 5.6 - *Continued*

2009 PSIC Code	Region/ Industry Description	Cost					
		Fuels, Lubricants, Oils and Greases Purchased	Industrial Services Done by Others	Non-Industrial Services Done by Others	Goods Purchased for Resale	Interest Expense	Taxes on Products and Production
		(7)	(8)	(9)	(10)	(11)	(12)
C331	Repair of fabricated metal products, machinery and equipment	56,908	607,678	1,629,024	-	182,229	101,499
	<b>VIII - Eastern Visayas</b>	<b>1,285,895</b>	<b>1,714,534</b>	<b>2,136,208</b>	<b>9,029,134</b>	<b>1,689,580</b>	<b>845,131</b>
C101	Processing and preserving of meat	s	s	s	s	s	s
C102	Processing and preserving of fish, crustaceans and mollusks	4,451	4,259	33,904	-	-	201
C103	Processing and preserving of fruits and vegetables	s	s	s	s	s	s
C104	Manufacture of vegetable and animal oils and fats	34,936	18,448	131,641	-	90,057	13,453
C106	Manufacture of grain mill products, starches and starch products	79,057	33,896	93,025	7,486,953	155,825	8,329
C107	Manufacture of other food products	61,740	42,238	264,444	16,325	6,833	84,265
C110	Manufacture of beverages	26,684	31,617	48,282	1,269,724	-	374,389
C139	Manufacture of other textiles	s	s	s	s	s	s
C142	Custom tailoring and dressmaking	10	-	82	-	-	130
C162	Manufacture of products of wood, cork, straw and plaiting materials	s	s	s	s	s	s
C170	Manufacture of paper and paper products	20,090	10,721	28,852	-	196	4,262
C181	Printing and service activities related to printing	307	-	4,284	63,649	-	2,864
C192	Manufacture of refined petroleum products	s	s	s	s	s	s
C201	Manufacture of basic chemicals	7,024	80,062	603,517	23,520	1,318,308	19,313
C202	Manufacture of other chemical products, n.e.c.						
C210	Manufacture of pharmaceuticals, medicinal chemical and botanical products						
C221	Manufacture of rubber products	s	s	s	s	s	s
C222	Manufacture of plastic products	s	s	s	s	s	s
C231	Manufacture of glass and glass products	791	149	1,072	11,978	-	455
C239	Manufacture of non-metallic mineral products, n.e.c.	46,860	61,175	50,305	99,735	20,980	12,093
C242	Manufacture of basic precious and other non-ferrous metals	s	s	s	s	s	s
C243	Casting of metals	s	s	s	s	s	s
C251	Manufacture of structural metal products, tanks, reservoirs and steam generators	s	s	s	s	s	s
C259	Manufacture of other fabricated metal products; metal working service activities	182	-	217	56,597	107	495
C273	Manufacture of wiring and wiring devices	s	s	s	s	s	s
C282	Manufacture of special purpose machinery	s	s	s	s	s	s
C310	Manufacture of furniture	119	38	61	-	-	162
C329	Other manufacturing, n.e.c.	4,628	3,363	291	570	261	801
C331	Repair of fabricated metal products, machinery and equipment	55	-	178	-	-	90

*Continued*

TABLE 5.6 - *Continued*

2009 PSIC Code	Region/ Industry Description	Cost					
		Fuels, Lubricants, Oils and Greases Purchased	Industrial Services Done by Others	Non-Industrial Services Done by Others	Goods Purchased for Resale	Interest Expense	Taxes on Products and Production
		(7)	(8)	(9)	(10)	(11)	(12)
	<b>IX - Zamboanga Peninsula</b>	<b>1,088,675</b>	<b>521,259</b>	<b>1,185,328</b>	<b>2,866,440</b>	<b>349,312</b>	<b>374,823</b>
C101	Processing and preserving of meat	12,116	1,870	3,410	1,350	82	969
C102	Processing and preserving of fish, crustaceans and mollusks	735,299	298,019	384,827	1,341,611	275,148	220,788
C103	Processing and preserving of fruits and vegetables	s	s	s	s	s	s
C104	Manufacture of vegetable and animal oils and fats	8,268	47,214	198,251	-	49,954	20,001
C105	Manufacture of dairy products	s	s	s	s	s	s
C106	Manufacture of grain mill products, starches and starch products	28,256	12,304	23,051	1,476,522	-	13,260
C107	Manufacture of other food products	57,925	13,154	145,316	1,060	-	7,717
C108	Manufacture of prepared animal feeds	s	s	s	s	s	s
C110	Manufacture of beverages	128,295	112,419	102,667	-	-	96,238
C142	Custom tailoring and dressmaking	41	73	96	-	-	632
C161	Sawmilling and planing of wood						
C162	Manufacture of products of wood, cork, straw and plaiting materials	2,541	290	203,955	-	4,463	3,086
C181	Printing and service activities related to printing	2,850	258	17,280	8,903	-	2,511
C202	Manufacture of other chemical products, n.e.c.	s	s	s	s	s	s
C221	Manufacture of rubber products	3,628	1,914	1,045	-	1,636	706
C222	Manufacture of plastic products	1,026	377	741	17,250	994	423
C231	Manufacture of glass and glass products						
C239	Manufacture of non-metallic mineral products, n.e.c.	3,387	1,075	1,652	6,477	2,382	778
C241	Manufacture of basic iron and steel	s	s	s	s	s	s
C251	Manufacture of structural metal products, tanks, reservoirs and steam generators	s	s	s	s	s	s
C259	Manufacture of other fabricated metal products; metal working service activities	98,274	16,285	82,481	-	510	4,738
C301	Building of ships and boats	s	s	s	s	s	s
C310	Manufacture of furniture	2,806	1,813	5,523	60	10,077	1,362
C324	Manufacture of games and toys						
C329	Other manufacturing, n.e.c.	86	11,581	476	-	30	304
C331	Repair of fabricated metal products, machinery and equipment	3,477	1,212	545	11,286	1,586	700
	<b>X - Northern Mindanao</b>	<b>2,436,115</b>	<b>6,553,598</b>	<b>5,498,731</b>	<b>6,381,372</b>	<b>620,836</b>	<b>9,920,921</b>
C101	Processing and preserving of meat	15,141	12,448	5,011	1,174	9,134	10,133
C102	Processing and preserving of fish, crustaceans and mollusks	s	s	s	s	s	s
C103	Processing and preserving of fruits and vegetables	238,492	2,498,936	35,846	17,710	740	377,852
C104	Manufacture of vegetable and animal oils and fats	161,514	260,059	223,055	5,006,990	76,481	170,140
C105	Manufacture of dairy products	632,713	27,202	160,998	334	7	18,763

*Continued*

TABLE 5.6 - *Continued*

2009 PSIC Code	Region/ Industry Description	Cost					
		Fuels, Lubricants, Oils and Greases Purchased	Industrial Services Done by Others	Non-Industrial Services Done by Others	Goods Purchased for Resale	Interest Expense	Taxes on Products and Production
		(7)	(8)	(9)	(10)	(11)	(12)
C106	Manufacture of grain mill products, starches and starch products	83,647	358,167	1,152,256	1,051,903	276,133	95,793
C107	Manufacture of other food products	323,632	771,542	497,804	190	6,918	157,603
C108	Manufacture of prepared animal feeds	4,133	1,288	7,930	-	958	2,243
C110	Manufacture of beverages	516,993	1,455,043	1,740,500	-	21,654	8,098,002
C139	Manufacture of other textiles	s	s	s	s	s	s
C141	Manufacture of wearing apparel, except fur apparel	387	1,252	2,017	176	60	253
C142	Custom tailoring and dressmaking	116	31	3,030	14,558	-	698
C152	Manufacture of footwear	s	s	s	s	s	s
C161	Sawmilling and planing of wood	9,978	33,000	8,363	-	1,320	27,697
C162	Manufacture of products of wood, cork, straw and plaiting materials	3,537	1,482	3,104	15,937	-	1,476
C170	Manufacture of paper and paper products	146,455	60,177	115,897	-	953	9,285
C181	Printing and service activities related to printing	17,247	151,568	179,678	-	31,610	61,486
C192	Manufacture of refined petroleum products	s	s	s	s	s	s
C201	Manufacture of basic chemicals	37,478	251,226	745,592	154,365	48,671	794,999
C202	Manufacture of other chemical products, n.e.c.	8,600	82,636	175,262	2,001	34,414	33,380
C210	Manufacture of pharmaceuticals, medicinal chemical and botanical products	s	s	s	s	s	s
C221	Manufacture of rubber products	s	s	s	s	s	s
C222	Manufacture of plastic products	1,653	1,610	30,270	-	1,941	6,175
C231	Manufacture of glass and glass products	2,535	2,596	62,915	-	15,587	10,451
C239	Manufacture of non-metallic mineral products, n.e.c.						
C241	Manufacture of basic iron and steel	194,791	465,533	296,033	-	70,127	24,212
C243	Casting of metals	s	s	s	s	s	s
C251	Manufacture of structural metal products, tanks, reservoirs and steam generators	924	244	537	-	-	92
C252	Manufacture of weapons and ammunition	s	s	s	s	s	s
C259	Manufacture of other fabricated metal products; metal working service activities	2,511	5,333	3,873	-	595	5,439
C282	Manufacture of special purpose machinery	10,900	43,739	13,413	-	23,309	2,816
C291	Manufacture of motor vehicles	609	97	107	-	-	186
C292	Manufacture of bodies (coachwork) for motor vehicles; manufacture of trailers and semi-trailers	s	s	s	s	s	s
C310	Manufacture of furniture	3,519	1,447	1,055	79,968	175	855
C321	Manufacture of jewelry, bijouterie and related articles	177	1,005	2,475	-	-	756
C324	Manufacture of games and toys						
C325	Manufacture of medical and dental instruments and supplies						
C329	Other manufacturing, n.e.c.						
C331	Repair of fabricated metal products, machinery and equipment	798	511	2,464	-	-	1,171
		2,756	7,831	4,169	36,049	-	6,654

*Continued*

TABLE 5.6 - *Continued*

2009 PSIC Code	Region/ Industry Description	Cost					
		Fuels, Lubricants, Oils and Greases Purchased	Industrial Services Done by Others	Non-Industrial Services Done by Others	Goods Purchased for Resale	Interest Expense	Taxes on Products and Production
		(7)	(8)	(9)	(10)	(11)	(12)
	<b>XI - Davao Region</b>	<b>2,261,899</b>	<b>4,326,824</b>	<b>8,887,196</b>	<b>4,757,063</b>	<b>1,111,976</b>	<b>4,421,936</b>
C101	Processing and preserving of meat	58,095	19,005	772,424	-	33,652	52,755
C102	Processing and preserving of fish, crustaceans and mollusks	1,464	587	6,591	-	1,200	3,120
C103	Processing and preserving of fruits and vegetables	20,117	56,413	83,299	107,578	45,488	7,633
C104	Manufacture of vegetable and animal oils and fats	223,911	2,068,075	1,165,871	-	364,756	248,194
C105	Manufacture of dairy products	223	42	451	36	-	223
C106	Manufacture of grain mill products, starches and starch products	169,128	53,152	69,379	132,419	5,173	92,310
C107	Manufacture of other food products	507,960	199,015	461,027	87,993	61,999	166,608
C108	Manufacture of prepared animal feeds	22,069	17,498	94,212	2,744,662	1,377	19,489
C110	Manufacture of beverages	370,460	642,724	1,851,369	-	15,738	3,412,292
C120	Manufacture of tobacco products	s	s	s	s	s	s
C131	Spinning, weaving and finishing of textiles	633	3,068	6,017	-	1	957
C139	Manufacture of other textiles	185	7,297	3,320	-	-	963
C141	Manufacture of wearing apparel, except fur apparel	63	6	377	-	-	130
C142	Custom tailoring and dressmaking	354	4,829	28,576	10,559	-	1,523
C152	Manufacture of footwear	98	128	713	4,150	-	1,658
C161	Sawmilling and planing of wood						
C162	Manufacture of products of wood, cork, straw and plaiting materials	10,956	9,981	17,187	33,647	791	9,389
C170	Manufacture of paper and paper products	26,307	236,135	481,928	-	109,342	107,048
C181	Printing and service activities related to printing	20,752	2,203	1,304,644	-	162,649	86,893
C192	Manufacture of refined petroleum products	s	s	s	s	s	s
C201	Manufacture of basic chemicals	22,892	33,621	67,926	-	284	9,038
C202	Manufacture of other chemical products, n.e.c.	96,137	68,642	216,592	-	27,778	25,070
C210	Manufacture of pharmaceuticals, medicinal chemical and botanical products	118	-	33,455	-	6	1,717
C221	Manufacture of rubber products	6,134	2,537	7,323	-	4,745	747
C222	Manufacture of plastic products	106,818	66,777	151,468	1,548,652	41,434	39,203
C231	Manufacture of glass and glass products	1,111	545	2,280	-	-	497
C239	Manufacture of non-metallic mineral products, n.e.c.	543,178	715,045	1,603,221	-	102,331	54,391
C241	Manufacture of basic iron and steel	7,145	993	24,140	183	1,612	12,688
C242	Manufacture of basic precious and other non-ferrous metals	2,971	9,017	33,747	-	44,113	1,588
C243	Casting of metals	s	s	s	s	s	s
C251	Manufacture of structural metal products, tanks, reservoirs and steam generators	21,958	48,252	160,963	33,415	46,197	30,197
C252	Manufacture of weapons and ammunition	s	s	s	s	s	s
C259	Manufacture of other fabricated metal products; metal working service activities	4,106	48,730	71,831	-	764	17,879

*Continued*

TABLE 5.6 - *Continued*

2009 PSIC Code	Region/ Industry Description	Cost					
		Fuels, Lubricants, Oils and Greases Purchased	Industrial Services Done by Others	Non-Industrial Services Done by Others	Goods Purchased for Resale	Interest Expense	Taxes on Products and Production
		(7)	(8)	(9)	(10)	(11)	(12)
C265	Manufacture of measuring, testing, navigating and control equipment; watches and clocks	s	s	s	s	s	s
C275	Manufacture of domestic appliances	s	s	s	s	s	s
C279	Manufacture of other electrical equipment	s	s	s	s	s	s
C281	Manufacture of general purpose machinery	1,134	3	3,016	2,651	17	1,424
C282	Manufacture of special purpose machinery	403	45	106	-	-	930
C291	Manufacture of motor vehicles	s	s	s	s	s	s
C293	Manufacture of parts and accessories for motor vehicles	s	s	s	s	s	s
C301	Building of ships and boats	1,268	4,162	94,819	-	-	2,670
C309	Manufacture of transport equipment, n.e.c.						
C310	Manufacture of furniture	3,771	1,265	11,043	43,891	40,530	5,171
C321	Manufacture of jewelry, bijouterie and related articles	s	s	s	s	s	s
C329	Other manufacturing, n.e.c.	2,268	1,050	952	6,731	-	2,847
C331	Repair of fabricated metal products, machinery and equipment	5,217	3,217	13,055	496	-	2,709
	<b>XII - SOCCSKSARGEN</b>	<b>873,315</b>	<b>2,070,832</b>	<b>3,041,655</b>	<b>1,923,237</b>	<b>849,484</b>	<b>615,640</b>
C101	Processing and preserving of meat	5,397	43,342	36,227	-	422	23,775
C102	Processing and preserving of fish, crustaceans and mollusks	207,686	573,023	1,295,653	6,885	402,142	94,303
C103	Processing and preserving of fruits and vegetables	150,873	906,340	625,796	-	-	35,985
C104	Manufacture of vegetable and animal oils and fats	48,189	109,637	387,916	591,094	11,671	90,673
C105	Manufacture of dairy products	s	s	s	s	s	s
C106	Manufacture of grain mill products, starches and starch products	119,925	75,074	85,050	811,165	226,034	63,573
C107	Manufacture of other food products	41,246	42,247	217,416	455,201	24,532	54,974
C108	Manufacture of prepared animal feeds	20,958	10,789	13,694	-	13,168	5,123
C110	Manufacture of beverages	2,456	1,265	2,399	-	-	2,310
C131	Spinning, weaving and finishing of textiles	190	138	4,586	1,187	-	93
C139	Manufacture of other textiles						
C141	Manufacture of wearing apparel, except fur apparel	64	227	348	-	758	147
C142	Custom tailoring and dressmaking	26	182	61	-	-	67
C152	Manufacture of footwear	s	s	s	s	s	s
C161	Sawmilling and planing of wood	511	4,957	474	700	-	72
C162	Manufacture of products of wood, cork, straw and plaiting materials	3,973	1,733	2,184	-	173	484
C170	Manufacture of paper and paper products	s	s	s	s	s	s
C181	Printing and service activities related to printing	7,440	109,484	102,997	-	102,765	38,942
C192	Manufacture of refined petroleum products	s	s	s	s	s	s
C201	Manufacture of basic chemicals	1,877	3,821	17,209	-	536	2,225
C202	Manufacture of other chemical products, n.e.c.	12,623	1,426	6,364	-	-	332

*Continued*

TABLE 5.6 - *Continued*

2009 PSIC Code	Region/ Industry Description	Cost					
		Fuels, Lubricants, Oils and Greases Purchased	Industrial Services Done by Others	Non-Industrial Services Done by Others	Goods Purchased for Resale	Interest Expense	Taxes on Products and Production
		(7)	(8)	(9)	(10)	(11)	(12)
C210	Manufacture of pharmaceuticals, medicinal chemical and botanical products	s	s	s	s	s	s
C221	Manufacture of rubber products	2,416	306	145	15,642	6,250	641
C222	Manufacture of plastic products	s	s	s	s	s	s
C231	Manufacture of glass and glass products	1,713	504	4,153	-	-	1,817
C239	Manufacture of non-metallic mineral products, n.e.c.						
C241	Manufacture of basic iron and steel	147	60	1,358	-	-	70
C243	Casting of metals	s	s	s	s	s	s
C251	Manufacture of structural metal products, tanks, reservoirs and steam generators	4,486	734	2,033	667	128	1,304
C259	Manufacture of other fabricated metal products; metal working service activities	40,257	15,768	88,024	2,667	375	168,247
C282	Manufacture of special purpose machinery	31	2	40	42	-	33
C301	Building of ships and boats	2,696	30,455	37,770	-	10,616	3,324
C309	Manufacture of transport equipment, n.e.c.						
C310	Manufacture of furniture	16,082	1,345	9,273	1,300	2,169	6,336
C323	Manufacture of sports goods	s	s	s	s	s	s
C331	Repair of fabricated metal products, machinery and equipment	171,698	124,027	47,918	27,954	40,350	9,563
	<b>XIII - Caraga</b>	<b>1,899,660</b>	<b>3,231,074</b>	<b>2,362,316</b>	<b>553,343</b>	<b>2,255,300</b>	<b>199,789</b>
C101	Processing and preserving of meat	5,900	9,055	1,881	-	432	1,937
C102	Processing and preserving of fish, crustaceans and mollusks	s	s	s	s	s	s
C103	Processing and preserving of fruits and vegetables	s	s	s	s	s	s
C104	Manufacture of vegetable and animal oils and fats	23,418	60,161	92,741	-	58,796	25,100
C106	Manufacture of grain mill products, starches and starch products	23,236	28,955	12,679	-	-	681
C107	Manufacture of other food products	58,668	24,280	147,841	-	-	14,258
C108	Manufacture of prepared animal feeds	s	s	s	s	s	s
C110	Manufacture of beverages	2,619	7,167	76,699	1,764	3,963	10,542
C139	Manufacture of other textiles	s	s	s	s	s	s
C142	Custom tailoring and dressmaking	21	94	133	60	-	63
C152	Manufacture of footwear	s	s	s	s	s	s
C161	Sawmilling and planing of wood	8,041	4,748	2,241	30,603	-	560
C162	Manufacture of products of wood, cork, straw and plaiting materials	12,574	31,321	127,109	59,973	2,742	9,974
C181	Printing and service activities related to printing	3,646	3,622	6,037	333,133	76	5,759
C199	Manufacture of other fuel products	s	s	s	s	s	s
C201	Manufacture of basic chemicals	11,199	17,460	64,028	-	-	10,879
C202	Manufacture of other chemical products, n.e.c.						
C221	Manufacture of rubber products	s	s	s	s	s	s

*Continued*

TABLE 5.6 - *Continued*

2009 PSIC Code	Region/ Industry Description	Cost					
		Fuels, Lubricants, Oils and Greases Purchased	Industrial Services Done by Others	Non-Industrial Services Done by Others	Goods Purchased for Resale	Interest Expense	Taxes on Products and Production
		(7)	(8)	(9)	(10)	(11)	(12)
C231	Manufacture of glass and glass products }						
C239	Manufacture of non-metallic mineral products, n.e.c. }	1,729,640	189,263	212,671	1,262	8,049	15,603
C241	Manufacture of basic iron and steel }						
C242	Manufacture of basic precious and other non-ferrous metals }	5,894	2,824,380	1,588,961	124,126	2,159,043	89,324
C251	Manufacture of structural metal products, tanks, reservoirs and steam generators }						
C259	Manufacture of other fabricated metal products; metal working service activities }	1,317	1,530	3,426	-	2,912	2,652
C282	Manufacture of special purpose machinery	s	s	s	s	s	s
C301	Building of ships and boats	s	s	s	s	s	s
C309	Manufacture of transport equipment, n.e.c.	s	s	s	s	s	s
C310	Manufacture of furniture	243	1,486	6,899	1,838	-	329
C321	Manufacture of jewelry, bijouterie and related articles	41	99	136	360	-	325
C324	Manufacture of games and toys }						
C329	Other manufacturing, n.e.c. }	37	599	55	-	-	186
C331	Repair of fabricated metal products, machinery and equipment	12,220	16,607	9,414	-	315	7,866
	<b>Autonomous Region in Muslim Mindanao</b>	<b>179,910</b>	<b>102,604</b>	<b>171,545</b>	<b>36,155</b>	<b>185,964</b>	<b>64,919</b>
C101	Processing and preserving of meat	s	s	s	s	s	s
C104	Manufacture of vegetable and animal oils and fats	s	s	s	s	s	s
C106	Manufacture of grain mill products, starches and starch products	172,646	97,307	127,549	1,240	137,691	34,956
C107	Manufacture of other food products	815	367	716	3,383	-	760
C108	Manufacture of prepared animal feeds	s	s	s	s	s	s
C110	Manufacture of beverages	270	131	60	-	-	124
C142	Custom tailoring and dressmaking	s	s	s	s	s	s
C221	Manufacture of rubber products	s	s	s	s	s	s
C239	Manufacture of non-metallic mineral products, n.e.c.	s	s	s	s	s	s
C301	Building of ships and boats	s	s	s	s	s	s
C310	Manufacture of furniture	s	s	s	s	s	s

*Continued*



TABLE 5.6 - *Continued*

2009 PSIC Code	Region/ Industry Description	Cost					
		Royalty Fee	Franchise Fee	Research and Development Expense	Environmental Protection Expense	Depreciation Expense for Fixed Assets	Amortization Expense for Intangible Assets
		(13)	(14)	(15)	(16)	(17)	(18)
	<b>Philippines</b>	<b>27,165,443</b>	<b>180,134</b>	<b>12,558,568</b>	<b>2,219,245</b>	<b>164,691,458</b>	<b>5,050,612</b>
C101	Processing and preserving of meat	4,114	-	68,612	17,200	2,310,780	3,709
C102	Processing and preserving of fish, crustaceans and mollusks	151	-	13,733	1,701	805,108	3,749
C103	Processing and preserving of fruits and vegetables	329,951	-	125,813	21,515	835,958	2,530
C104	Manufacture of vegetable and animal oils and fats	11,354	-	3,062	12,663	2,598,898	14,656
C105	Manufacture of dairy products	4,628,364	6	151,567	-	6,488,463	1,728,261
C106	Manufacture of grain mill products, starches and starch products	13,799	-	10,386	2,939	4,231,591	7,550
C107	Manufacture of other food products	768,466	82,573	58,165	54,957	8,534,447	48,380
C108	Manufacture of prepared animal feeds	1,789	-	86,530	1,260	1,408,205	2,429
C110	Manufacture of beverages	6,245	-	2,845	105,078	12,885,510	116,294
C120	Manufacture of tobacco products	3,014,659	1,237	154,415	8,732	1,691,713	50,603
C131	Spinning, weaving and finishing of textiles	-	-	12,303	-	209,167	-
C139	Manufacture of other textiles	263,794	-	-	563	334,128	3,550
C141	Manufacture of wearing apparel, except fur apparel	335,345	2,595	19,018	7,340	919,838	21,376
C142	Custom tailoring and dressmaking	-	-	-	-	20,864	-
C143	Manufacture of knitted and crocheted apparel	-	-	21	-	22,399	-
C151	Tanning and dressing of leather; manufacture of luggage and handbags	995	-	887	-	82,729	-
C152	Manufacture of footwear	-	-	2,049	24,616	522,259	4,667
C161	Sawmilling and planing of wood	-	15	-	6,483	62,845	478
C162	Manufacture of products of wood, cork, straw and plaiting materials	70,585	-	10,964	1,320	1,463,862	319
C170	Manufacture of paper and paper products	47,683	-	1,340	4,399	1,957,814	10,475
C181	Printing and service activities related to printing	-	-	23,243	113	2,354,572	658
C182	Reproduction of recorded media	-	-	-	-	19,023	-
C192	Manufacture of refined petroleum products	208,585	-	234	143,318	9,788,417	13
C199	Manufacture of other fuel products	10,209	-	211	-	16,524	-
C201	Manufacture of basic chemicals	286,445	-	18,854	1,487	5,614,928	30,380
C202	Manufacture of other chemical products, n.e.c.	912,347	-	24,186	11,728	1,575,744	120,676
C203	Manufacture of man-made fibers	-	-	164	-	2,875	-
C210	Manufacture of pharmaceuticals, medicinal chemical and botanical products	10,769	-	175,850	1	881,438	527
C221	Manufacture of rubber products	4,022	-	904,569	2	2,908,083	8,658
C222	Manufacture of plastic products	454,318	17,440	160,941	126,017	5,712,393	3,718
C231	Manufacture of glass and glass products	-	9,664	8,675	323	1,493,567	17,793
C239	Manufacture of non-metallic mineral products, n.e.c.	1,975,043	266	136,744	83,750	9,351,453	33,201
C241	Manufacture of basic iron and steel	60,105	-	4,660	10,311	3,437,275	8,710
C242	Manufacture of basic precious and other non-ferrous metals	129,252	-	6,188,118	106,532	6,326,170	198,833

*Continued*

TABLE 5.6 - *Continued*

2009 PSIC Code	Region/ Industry Description	Cost					
		Royalty Fee	Franchise Fee	Research and Development Expense	Environmental Protection Expense	Depreciation Expense for Fixed Assets	Amortization Expense for Intangible Assets
		(13)	(14)	(15)	(16)	(17)	(18)
C243	Casting of metals	47,838	-	-	2,024	365,015	4,143
C251	Manufacture of structural metal products, tanks, reservoirs and steam generators	88,507	-	880	884	2,674,200	14,742
C252	Manufacture of weapons and ammunition	-	-	80	37	88,876	-
C259	Manufacture of other fabricated metal products; metal working service activities	893,310	14	50,367	82,901	3,405,361	32,901
C261	Manufacture of electronic components	4,161,863	44	687,280	1,214,081	36,538,057	578,405
C262	Manufacture of computers and peripheral equipment and accessories	323,471	-	220,301	84,813	1,169,462	75,587
C263	Manufacture of communication equipment	-	-	46,583	315	252,989	920
C264	Manufacture of consumer electronics	413,138	-	784	-	418,526	675
C265	Manufacture of measuring, testing, navigating and control equipment; watches and clocks	-	-	201	38	114,105	2,164
C267	Manufacture of optical instruments and photographic equipment	45,516	-	880	10,166	1,106,755	6,499
C271	Manufacture of electric motors, generators, transformers and electricity distribution and control apparatus	-	-	12,093	957	1,377,247	11,509
C272	Manufacture of batteries and accumulators	-	-	20,009	-	1,238,615	-
C273	Manufacture of wiring and wiring devices	156,818	-	39,625	824	347,233	22,632
C274	Manufacture of electric lighting equipment	19,194	-	74,197	175	206,358	976
C275	Manufacture of domestic appliances	10,000	-	16,551	-	62,076	1,121
C279	Manufacture of other electrical equipment	19,850	-	66,177	1,052	94,227	8,200
C281	Manufacture of general purpose machinery	21,724	-	72,292	4,683	1,300,263	1,534,911
C282	Manufacture of special purpose machinery	419,445	-	1,022	15,661	1,850,325	9,063
C291	Manufacture of motor vehicles	945,594	66,238	31,015	14	2,088,397	92,686
C292	Manufacture of bodies (coachwork) for motor vehicles; manufacture of trailers and semi-trailers	-	-	-	5,288	137,717	6,039
C293	Manufacture of parts and accessories for motor vehicles	4,006,148	-	2,772,709	14,500	6,148,566	157,677
C301	Building of ships and boats	-	-	328	-	210,324	160
C303	Manufacture of air and spacecraft and related machinery	-	-	-	2,374	264,077	-
C309	Manufacture of transport equipment, n.e.c.	1,923,322	-	23,658	3,813	801,553	25,450
C310	Manufacture of furniture	23,326	-	40,155	2,775	897,498	7,202
C321	Manufacture of jewelry, bijouterie and related articles	23	-	1,982	2,521	32,187	1
C322	Manufacture of musical instruments	-	-	-	-	1,395	-
C323	Manufacture of sports goods	-	-	5,290	-	90,343	-
C324	Manufacture of games and toys	9	-	-	12	38,302	367
C325	Manufacture of medical and dental instruments and supplies	74,677	-	5,197	1,074	2,194,666	12,198
C329	Other manufacturing, n.e.c.	-	42	202	5,854	226,846	1,530
C331	Repair of fabricated metal products, machinery and equipment	23,281	-	-	8,060	2,074,266	663
C332	Installation of industrial machinery and equipment	-	-	552	-	6,591	-

*Continued*

TABLE 5.6 - *Continued*

2009 PSIC Code	Region/ Industry Description	Cost					
		Royalty Fee	Franchise Fee	Research and Development Expense	Environmental Protection Expense	Depreciation Expense for Fixed Assets	Amortization Expense for Intangible Assets
		(13)	(14)	(15)	(16)	(17)	(18)
	<b>National Capital Region</b>	<b>4,535,069</b>	<b>65,522</b>	<b>428,197</b>	<b>37,636</b>	<b>21,563,992</b>	<b>943,316</b>
C101	Processing and preserving of meat	-	-	1,288	359	202,290	-
C102	Processing and preserving of fish, crustaceans and mollusks	-	-	4,195	-	79,372	-
C103	Processing and preserving of fruits and vegetables	-	-	180	-	28,255	263
C104	Manufacture of vegetable and animal oils and fats	-	-	241	-	468,428	-
C105	Manufacture of dairy products	667,043	-	-	-	2,424,525	664,927
C106	Manufacture of grain mill products, starches and starch products	9,462	-	4,687	-	1,353,016	1,027
C107	Manufacture of other food products	11,535	65,522	14,579	8,716	900,233	5,070
C108	Manufacture of prepared animal feeds	-	-	2,835	-	84,953	-
C110	Manufacture of beverages	-	-	-	-	4,039,525	80,030
C120	Manufacture of tobacco products	2,166,814	-	148,435	8,722	1,147,510	-
C131	Spinning, weaving and finishing of textiles	-	-	-	-	59,404	-
C139	Manufacture of other textiles	19,228	-	-	-	82,254	600
C141	Manufacture of wearing apparel, except fur apparel	335,345	-	1,627	-	220,339	12,546
C142	Custom tailoring and dressmaking	-	-	-	-	11,321	-
C143	Manufacture of knitted and crocheted apparel	-	-	-	-	18,865	-
C151	Tanning and dressing of leather; manufacture of luggage and handbags	995	-	24	-	3,563	-
C152	Manufacture of footwear	-	-	1,613	1,275	83,839	-
C161	Sawmilling and planing of wood	-	-	-	-	3,764	-
C162	Manufacture of products of wood, cork, straw and plaiting materials	-	-	-	-	33,618	-
C170	Manufacture of paper and paper products	-	-	-	-	666,581	6,635
C181	Printing and service activities related to printing	-	-	-	-	991,833	453
C182	Reproduction of recorded media	-	-	-	-	1,044	-
C192	Manufacture of refined petroleum products	55,936	-	234	-	26,555	-
C199	Manufacture of other fuel products						
C201	Manufacture of basic chemicals	-	-	18,040	-	112,098	-
C202	Manufacture of other chemical products, n.e.c.	862,739	-	14,565	144	884,181	118,688
C203	Manufacture of man-made fibers						
C210	Manufacture of pharmaceuticals, medicinal chemical and botanical products	-	-	6,634	-	53,510	-
C221	Manufacture of rubber products	-	-	934	-	486,840	-
C222	Manufacture of plastic products	79,209	-	39,576	6,464	1,798,484	2,039
C231	Manufacture of glass and glass products	-	-	7,154	-	17,696	-
C239	Manufacture of non-metallic mineral products, n.e.c.	-	-	87,683	7,921	1,124,318	227
C241	Manufacture of basic iron and steel	-	-	3,718	-	306,506	5,135
C242	Manufacture of basic precious and other non-ferrous metals	3,940	-	-	-	10,761	21,096
C243	Casting of metals	-	-	-	-	2,464	-

*Continued*

TABLE 5.6 - *Continued*

2009 PSIC Code	Region/ Industry Description	Cost					
		Royalty Fee	Franchise Fee	Research and Development Expense	Environmental Protection Expense	Depreciation Expense for Fixed Assets	Amortization Expense for Intangible Assets
		(13)	(14)	(15)	(16)	(17)	(18)
C251	Manufacture of structural metal products, tanks, reservoirs and steam generators	-	-	-	-	561,473	449
C252	Manufacture of weapons and ammunition	-	-	-	-	88,708	-
C259	Manufacture of other fabricated metal products; metal working service activities	4,080	-	41,064	-	596,988	14,859
C261	Manufacture of electronic components	-	-	3,720	4,035	1,044,809	2,109
C262	Manufacture of computers and peripheral equipment and accessories	}	}	}	}	1,885	459
C263	Manufacture of communication equipment						
C264	Manufacture of consumer electronics	-	-	-	-	16,421	-
C265	Manufacture of measuring, testing, navigating and control equipment; watches and clocks	}	}	}	}	15,133	141
C267	Manufacture of optical instruments and photographic equipment						
C271	Manufacture of electric motors, generators, transformers and electricity distribution and control apparatus	-	-	11,149	-	14,592	-
C272	Manufacture of batteries and accumulators	-	-	10,373	-	587,810	-
C273	Manufacture of wiring and wiring devices	-	-	-	-	7,537	-
C274	Manufacture of electric lighting equipment	-	-	-	-	6,773	-
C275	Manufacture of domestic appliances	10,000	-	-	-	21,289	-
C279	Manufacture of other electrical equipment	\$	\$	\$	\$	\$	\$
C281	Manufacture of general purpose machinery	-	-	-	-	161,845	-
C282	Manufacture of special purpose machinery	-	-	666	-	41,589	21
C291	Manufacture of motor vehicles	-	-	-	-	6,270	-
C292	Manufacture of bodies (coachwork) for motor vehicles; manufacture of trailers and semi-trailers	-	-	-	-	11,922	-
C293	Manufacture of parts and accessories for motor vehicles	-	-	-	-	39,209	3,711
C301	Building of ships and boats	-	-	-	-	16,398	-
C303	Manufacture of air and spacecraft and related machinery	}	}	}	}	70,029	1,276
C309	Manufacture of transport equipment, n.e.c.						
C310	Manufacture of furniture	2,677	-	-	-	319,154	-
C321	Manufacture of jewelry, bijouterie and related articles	-	-	-	-	2,536	-
C322	Manufacture of musical instruments	\$	\$	\$	\$	\$	\$
C323	Manufacture of sports goods	-	-	2,367	-	18,960	-
C324	Manufacture of games and toys	-	-	-	-	4,397	-
C325	Manufacture of medical and dental instruments and supplies	-	-	66	-	41,527	1,555
C329	Other manufacturing, n.e.c.	-	-	-	-	45,663	-
C331	Repair of fabricated metal products, machinery and equipment	19,471	-	-	-	85,996	-
C332	Installation of industrial machinery and equipment	\$	\$	\$	\$	\$	\$

*Continued*

TABLE 5.6 - *Continued*

2009 PSIC Code	Region/ Industry Description	Cost					
		Royalty Fee	Franchise Fee	Research and Development Expense	Environmental Protection Expense	Depreciation Expense for Fixed Assets	Amortization Expense for Intangible Assets
		(13)	(14)	(15)	(16)	(17)	(18)
	<b>Cordillera Administrative Region</b>	<b>3,828</b>	<b>-</b>	<b>9,406</b>	<b>17,974</b>	<b>3,921,243</b>	<b>777</b>
C101	Processing and preserving of meat	s	s	s	s	s	s
C103	Processing and preserving of fruits and vegetables	-	-	9,381	-	10,143	719
C105	Manufacture of dairy products	s	s	s	s	s	s
C106	Manufacture of grain mill products, starches and starch products	-	-	-	-	306	-
C107	Manufacture of other food products	-	-	-	15,600	31,915	-
C110	Manufacture of beverages	-	-	-	-	9,487	-
C131	Spinning, weaving and finishing of textiles	}	}	-	-	1,640	-
C139	Manufacture of other textiles						
C141	Manufacture of wearing apparel, except fur apparel	s	s	s	s	s	s
C142	Custom tailoring and dressmaking	-	-	-	-	351	-
C162	Manufacture of products of wood, cork, straw and plaiting materials	s	s	s	s	s	s
C170	Manufacture of paper and paper products	s	s	s	s	s	s
C181	Printing and service activities related to printing	-	-	-	-	11,001	23
C201	Manufacture of basic chemicals	s	s	s	s	s	s
C202	Manufacture of other chemical products, n.e.c.	s	s	s	s	s	s
C221	Manufacture of rubber products	}	}	-	-	3,956	-
C222	Manufacture of plastic products						
C231	Manufacture of glass and glass products	s	s	s	s	s	s
C239	Manufacture of non-metallic mineral products, n.e.c.	s	s	s	s	s	s
C241	Manufacture of basic iron and steel	s	s	s	s	s	s
C242	Manufacture of basic precious and other non-ferrous metals	s	s	s	s	s	s
C251	Manufacture of structural metal products, tanks, reservoirs and steam generators	-	-	-	-	73	-
C259	Manufacture of other fabricated metal products; metal working service activities	-	-	-	-	81	-
C261	Manufacture of electronic components	-	-	-	-	3,695,686	-
C281	Manufacture of general purpose machinery	}	}	-	-	318	-
C282	Manufacture of special purpose machinery						
C303	Manufacture of air and spacecraft and related machinery	s	s	s	s	s	s
C310	Manufacture of furniture	s	s	s	s	s	s
C321	Manufacture of jewelry, bijouterie and related articles	s	s	s	s	s	s
C331	Repair of fabricated metal products, machinery and equipment	-	-	-	-	24	-
	<b>I - Ilocos Region</b>	<b>4,114</b>	<b>1,237</b>	<b>7,594</b>	<b>2,087</b>	<b>1,805,685</b>	<b>492</b>
C101	Processing and preserving of meat	4,114	-	-	-	50,454	-
C102	Processing and preserving of fish, crustaceans and mollusks	-	-	-	-	12	-

*Continued*

TABLE 5.6 - *Continued*

2009 PSIC Code	Region/ Industry Description	Cost					
		Royalty Fee	Franchise Fee	Research and Development Expense	Environmental Protection Expense	Depreciation Expense for Fixed Assets	Amortization Expense for Intangible Assets
		(13)	(14)	(15)	(16)	(17)	(18)
C103	Processing and preserving of fruits and vegetables	s	s	s	s	s	s
C105	Manufacture of dairy products	s	s	s	s	s	s
C106	Manufacture of grain mill products, starches and starch products	-	-	-	-	152,836	-
C107	Manufacture of other food products	-	-	-	-	21,787	103
C108	Manufacture of prepared animal feeds	-	-	-	-	5,763	-
C110	Manufacture of beverages	-	-	-	-	803,333	267
C120	Manufacture of tobacco products	-	1,237	1,500	10	5,168	60
C131	Spinning, weaving and finishing of textiles	-	-	-	-	45	-
C141	Manufacture of wearing apparel, except fur apparel	-	-	-	-	2	-
C142	Custom tailoring and dressmaking	-	-	-	-	9	-
C162	Manufacture of products of wood, cork, straw and plaiting materials	-	-	-	-	464	-
C170	Manufacture of paper and paper products	s	s	s	s	s	s
C181	Printing and service activities related to printing	-	-	-	-	2,189	-
C201	Manufacture of basic chemicals	}	-	-	-	89,980	9
C202	Manufacture of other chemical products, n.e.c.						
C210	Manufacture of pharmaceuticals, medicinal chemical and botanical products						
C221	Manufacture of rubber products	s	s	s	s	s	s
C222	Manufacture of plastic products	s	s	s	s	s	s
C239	Manufacture of non-metallic mineral products, n.e.c.	-	-	-	-	634,649	-
C241	Manufacture of basic iron and steel	-	-	106	2,077	14,906	53
C251	Manufacture of structural metal products, tanks, reservoirs and steam generators	-	-	-	-	879	-
C259	Manufacture of other fabricated metal products; metal working service activities	-	-	-	-	809	-
C282	Manufacture of special purpose machinery	-	-	-	-	560	-
C292	Manufacture of bodies (coachwork) for motor vehicles; }	}	-	-	-	1,088	-
	manufacture of trailers and semi-trailers						
C293	Manufacture of parts and accessories for motor vehicles						
C309	Manufacture of transport equipment, n.e.c.	s	s	s	s	s	s
C310	Manufacture of furniture	-	-	-	-	3,077	-
C321	Manufacture of jewelry, bijouterie and related articles	}	-	-	-	5,538	-
C324	Manufacture of games and toys						
C329	Other manufacturing, n.e.c.						
C331	Repair of fabricated metal products, machinery and equipment	-	-	-	-	4,560	-
	<b>II - Cagayan Valley</b>	<b>5,998</b>	<b>6</b>	<b>-</b>	<b>867</b>	<b>330,640</b>	<b>63</b>
C101	Processing and preserving of meat	-	-	-	11	5,347	-

*Continued*

TABLE 5.6 - *Continued*

2009 PSIC Code	Region/ Industry Description	Cost					
		Royalty Fee	Franchise Fee	Research and Development Expense	Environmental Protection Expense	Depreciation Expense for Fixed Assets	Amortization Expense for Intangible Assets
		(13)	(14)	(15)	(16)	(17)	(18)
C102	Processing and preserving of fish, crustaceans and mollusks	\$	\$	\$	\$	\$	\$
C103	Processing and preserving of fruits and vegetables	-	-	-	-	44	-
C105	Manufacture of dairy products	\$	\$	\$	\$	\$	\$
C106	Manufacture of grain mill products, starches and starch products	-	-	-	-	41,788	-
C107	Manufacture of other food products	-	-	-	733	11,051	-
C108	Manufacture of prepared animal feeds	-	-	-	-	2,264	-
C110	Manufacture of beverages	-	-	-	-	250,638	-
C120	Manufacture of tobacco products	\$	\$	\$	\$	\$	\$
C131	Spinning, weaving and finishing of textiles	\$	\$	\$	\$	\$	\$
C139	Manufacture of other textiles	\$	\$	\$	\$	\$	\$
C142	Custom tailoring and dressmaking	-	-	-	-	78	-
C162	Manufacture of products of wood, cork, straw and plaiting materials	-	-	-	-	89	63
C181	Printing and service activities related to printing	-	-	-	113	2,353	-
C182	Reproduction of recorded media	\$	\$	\$	\$	\$	\$
C192	Manufacture of refined petroleum products	\$	\$	\$	\$	\$	\$
C199	Manufacture of other fuel products	\$	\$	\$	\$	\$	\$
C201	Manufacture of basic chemicals	\$	\$	\$	\$	\$	\$
C231	Manufacture of glass and glass products	5,998	-	-	-	934	-
C239	Manufacture of non-metallic mineral products, n.e.c.						
C251	Manufacture of structural metal products, tanks, reservoirs and steam generators	-	-	-	-	441	-
C259	Manufacture of other fabricated metal products; metal working service activities	-	-	-	-	602	-
C282	Manufacture of special purpose machinery	-	-	-	-	10,026	-
C310	Manufacture of furniture	-	-	-	-	1,037	-
C321	Manufacture of jewelry, bijouterie and related articles	\$	\$	\$	\$	\$	\$
C329	Other manufacturing, n.e.c.	\$	\$	\$	\$	\$	\$
C331	Repair of fabricated metal products, machinery and equipment	-	-	-	-	1,025	-
<b>III - Central Luzon</b>		<b>373,723</b>	<b>9,664</b>	<b>132,231</b>	<b>122,397</b>	<b>24,282,213</b>	<b>391,351</b>
C101	Processing and preserving of meat	-	-	554	-	427,904	16
C102	Processing and preserving of fish, crustaceans and mollusks	-	-	7,901	-	67,169	2,925
C103	Processing and preserving of fruits and vegetables	-	-	49,995	15,118	91,668	-
C104	Manufacture of vegetable and animal oils and fats	-	-	-	-	82	-
C105	Manufacture of dairy products	112,294	-	-	-	31,466	-
C106	Manufacture of grain mill products, starches and starch products	-	-	-	-	217,033	48

*Continued*

TABLE 5.6 - *Continued*

2009 PSIC Code	Region/ Industry Description	Cost					
		Royalty Fee	Franchise Fee	Research and Development Expense	Environmental Protection Expense	Depreciation Expense for Fixed Assets	Amortization Expense for Intangible Assets
		(13)	(14)	(15)	(16)	(17)	(18)
C107	Manufacture of other food products	-	-	10,700	237	755,690	-
C108	Manufacture of prepared animal feeds	1,586	-	747	-	437,633	126
C110	Manufacture of beverages	6,245	-	-	-	1,148,348	-
C120	Manufacture of tobacco products	\$	\$	\$	\$	\$	\$
C131	Spinning, weaving and finishing of textiles	-	-	-	-	23,846	-
C139	Manufacture of other textiles	-	-	-	-	92,211	-
C141	Manufacture of wearing apparel, except fur apparel	-	-	607	-	271,863	568
C142	Custom tailoring and dressmaking	}	}	-	-	2,036	-
C143	Manufacture of knitted and crocheted apparel						
C151	Tanning and dressing of leather; manufacture of luggage and handbags	-	-	863	-	56,375	-
C152	Manufacture of footwear	-	-	-	-	58,289	4,665
C161	Sawmilling and planing of wood	}	}	-	-	5,984	159
C162	Manufacture of products of wood, cork, straw and plaiting materials						
C170	Manufacture of paper and paper products	-	-	-	-	586,577	2,544
C181	Printing and service activities related to printing	-	-	-	-	27,019	-
C192	Manufacture of refined petroleum products	-	-	-	-	6,037,431	-
C201	Manufacture of basic chemicals	-	-	-	-	261,307	26,895
C202	Manufacture of other chemical products, n.e.c.	-	-	2,314	-	42,141	8
C210	Manufacture of pharmaceuticals, medicinal chemical and botanical products	-	-	-	-	46,118	513
C221	Manufacture of rubber products	-	-	-	2	1,785,396	8,552
C222	Manufacture of plastic products	-	-	12,432	-	301,349	50
C231	Manufacture of glass and glass products	-	9,664	1,520	323	12,229	157
C239	Manufacture of non-metallic mineral products, n.e.c.	-	-	7,224	10,146	3,059,033	15,429
C241	Manufacture of basic iron and steel	-	-	-	-	277,569	-
C242	Manufacture of basic precious and other non-ferrous metals	-	-	-	3,938	1,291	2,319
C243	Casting of metals	-	-	-	-	1,700	-
C251	Manufacture of structural metal products, tanks, reservoirs and steam generators	66	-	880	-	1,166,477	9
C252	Manufacture of weapons and ammunition	}	}	-	68,839	314,750	-
C259	Manufacture of other fabricated metal products; metal working service activities						
C261	Manufacture of electronic components	3	-	17,455	11,491	4,136,302	183,480
C262	Manufacture of computers and peripheral equipment and accessories	195,920	-	96	3,805	330,204	75,128
C264	Manufacture of consumer electronics	}	}	-	-	3,039	44
C265	Manufacture of measuring, testing, navigating and control equipment; watches and clocks						
C271	Manufacture of electric motors, generators, transformers and electricity distribution and control apparatus	-	-	-	-	18,880	-

*Continued*



TABLE 5.6 - *Continued*

2009 PSIC Code	Region/ Industry Description	Cost					
		Royalty Fee	Franchise Fee	Research and Development Expense	Environmental Protection Expense	Depreciation Expense for Fixed Assets	Amortization Expense for Intangible Assets
		(13)	(14)	(15)	(16)	(17)	(18)
C272	Manufacture of batteries and accumulators	-	-	9,636	-	641,929	-
C273	Manufacture of wiring and wiring devices	-	-	2,268	702	79,986	1,045
C274	Manufacture of electric lighting equipment	-	-	3,002	50	39,918	137
C275	Manufacture of domestic appliances	-	-	-	-	2,140	-
C279	Manufacture of other electrical equipment	19,850	-	-	-	24,609	-
C281	Manufacture of general purpose machinery	-	-	867	1,907	38,767	6,221
C282	Manufacture of special purpose machinery	-	-	-	-	27,931	427
C291	Manufacture of motor vehicles	}	}	}	}	}	}
C292	Manufacture of bodies (coachwork) for motor vehicles; manufacture of trailers and semi-trailers						
C293	Manufacture of parts and accessories for motor vehicles						
C301	Building of ships and boats	s	s	s	s	s	s
C303	Manufacture of air and spacecraft and related machinery	-	-	-	-	29,142	-
C309	Manufacture of transport equipment, n.e.c.	-	-	-	-	1,455	-
C310	Manufacture of furniture	25	-	866	-	68,712	-
C321	Manufacture of jewelry, bijouterie and related articles	-	-	-	-	2,065	-
C322	Manufacture of musical instruments	s	s	s	s	s	s
C323	Manufacture of sports goods	-	-	-	-	46,396	-
C324	Manufacture of games and toys	9	-	-	1	14,733	6
C325	Manufacture of medical and dental instruments and supplies	-	-	2,022	68	177,222	2,127
C329	Other manufacturing, n.e.c.	-	-	19	5,755	50,566	-
C331	Repair of fabricated metal products, machinery and equipment	3,661	-	-	-	86,210	631
C332	Installation of industrial machinery and equipment	s	s	s	s	s	s
	<b>IVA - CALABARZON</b>	<b>18,806,821</b>	<b>86,304</b>	<b>4,668,873</b>	<b>1,682,201</b>	<b>79,933,738</b>	<b>3,411,440</b>
C101	Processing and preserving of meat	-	-	65,651	14,407	725,087	-
C102	Processing and preserving of fish, crustaceans and mollusks	-	-	-	-	8,981	-
C103	Processing and preserving of fruits and vegetables	35,954	-	6,752	-	160,581	1,255
C104	Manufacture of vegetable and animal oils and fats	308	-	2,737	-	154,475	-
C105	Manufacture of dairy products	3,849,026	-	151,567	-	3,606,457	1,063,318
C106	Manufacture of grain mill products, starches and starch products	-	-	3,510	74	557,362	3,167
C107	Manufacture of other food products	585,752	-	24,444	11,116	3,614,032	4,627
C108	Manufacture of prepared animal feeds	-	-	80,410	-	210,837	922
C110	Manufacture of beverages	-	-	-	16,672	2,795,050	31,658
C120	Manufacture of tobacco products	818,194	-	4,480	-	404,462	-
C131	Spinning, weaving and finishing of textiles	-	-	12,248	-	123,149	-
C139	Manufacture of other textiles	244,565	-	-	-	156,055	2,951
C141	Manufacture of wearing apparel, except fur apparel	-	2,582	844	90	287,840	2,094

*Continued*

TABLE 5.6 - *Continued*

2009 PSIC Code	Region/ Industry Description	Cost					
		Royalty Fee	Franchise Fee	Research and Development Expense	Environmental Protection Expense	Depreciation Expense for Fixed Assets	Amortization Expense for Intangible Assets
		(13)	(14)	(15)	(16)	(17)	(18)
C142	Custom tailoring and dressmaking	-	-	-	-	1,632	-
C143	Manufacture of knitted and crocheted apparel	-	-	21	-	3,502	-
C151	Tanning and dressing of leather; manufacture of luggage and handbags	-	-	-	-	22,480	-
C152	Manufacture of footwear	-	-	436	22,961	369,428	-
C161	Sawmilling and planing of wood	70,585	-	3,300	1,320	1,300,363	23
C162	Manufacture of products of wood, cork, straw and plaiting materials						
C170	Manufacture of paper and paper products						
C181	Printing and service activities related to printing	-	-	23,243	-	425,462	77
C182	Reproduction of recorded media	s	s	s	s	s	s
C192	Manufacture of refined petroleum products	162,858	-	211	143,308	3,723,936	-
C199	Manufacture of other fuel products						
C201	Manufacture of basic chemicals	-	-	350	82	3,260,354	2,949
C202	Manufacture of other chemical products, n.e.c.	46,696	-	3,425	5,432	527,415	1
C210	Manufacture of pharmaceuticals, medicinal chemical and botanical products	9,141	-	156,382	-	768,943	-
C221	Manufacture of rubber products	2,204	-	-	-	167,789	-
C222	Manufacture of plastic products	346,970	17,440	101,037	118,884	2,823,375	1,382
C231	Manufacture of glass and glass products	-	-	-	-	1,423,494	17,636
C239	Manufacture of non-metallic mineral products, n.e.c.	-	-	38,533	3,952	2,465,133	11,893
C241	Manufacture of basic iron and steel	-	-	356	7,196	2,209,077	3,464
C242	Manufacture of basic precious and other non-ferrous metals	-	-	2,984	-	45,267	-
C243	Casting of metals	47,838	-	-	2,024	244,075	3,848
C251	Manufacture of structural metal products, tanks, reservoirs and steam generators	88,441	-	-	884	849,687	14,267
C259	Manufacture of other fabricated metal products; metal working service activities	842,315	-	9,303	12,310	2,238,610	14,520
C261	Manufacture of electronic components	4,098,815	44	661,996	1,190,233	25,809,294	376,680
C262	Manufacture of computers and peripheral equipment and accessories	127,551	-	220,205	81,008	835,355	-
C263	Manufacture of communication equipment	-	-	-	-	25,800	5
C264	Manufacture of consumer electronics	413,138	-	784	-	401,910	632
C265	Manufacture of measuring, testing, navigating and control equipment; watches and clocks	-	-	-	-	44,017	2,023
C267	Manufacture of optical instruments and photographic equipment	34,387	-	-	6,991	1,015,497	2,536
C271	Manufacture of electric motors, generators, transformers and electricity distribution and control apparatus	-	-	944	957	1,299,370	8,161
C272	Manufacture of batteries and accumulators	-	-	-	-	8,877	-
C273	Manufacture of wiring and wiring devices	7,719	-	37,357	122	248,340	21,210
C274	Manufacture of electric lighting equipment	19,194	-	69,430	125	151,030	835

*Continued*

TABLE 5.6 - *Continued*

2009 PSIC Code	Region/ Industry Description	Cost					
		Royalty Fee	Franchise Fee	Research and Development Expense	Environmental Protection Expense	Depreciation Expense for Fixed Assets	Amortization Expense for Intangible Assets
		(13)	(14)	(15)	(16)	(17)	(18)
C275	Manufacture of domestic appliances	-	-	15,466	-	27,990	1,121
C279	Manufacture of other electrical equipment	-	-	66,177	1,052	66,107	8,200
C281	Manufacture of general purpose machinery	21,724	-	71,425	560	1,015,001	1,528,438
C282	Manufacture of special purpose machinery	419,445	-	57	15,460	1,725,350	6,832
C291	Manufacture of motor vehicles	945,594	66,238	30,981	-	2,057,986	92,686
C292	Manufacture of bodies (coachwork) for motor vehicles; manufacture of trailers and semi-trailers	-	-	-	5,278	123,521	1,819
C293	Manufacture of parts and accessories for motor vehicles	3,990,638	-	2,772,709	14,500	5,193,140	151,605
C301	Building of ships and boats	-	-	-	-	131,880	-
C303	Manufacture of air and spacecraft and related machinery	1,509,424	-	23,658	-	781,136	24,061
C309	Manufacture of transport equipment, n.e.c.						
C310	Manufacture of furniture	20,624	-	-	-	240,005	-
C321	Manufacture of jewelry, bijouterie and related articles	-	-	-	-	10,065	-
C323	Manufacture of sports goods	-	-	2,924	-	19,038	-
C324	Manufacture of games and toys	-	-	-	-	17,712	-
C325	Manufacture of medical and dental instruments and supplies	-	-	2,510	804	1,903,380	1,719
C329	Other manufacturing, n.e.c.	-	-	-	-	113,347	1,530
C331	Repair of fabricated metal products, machinery and equipment	150	-	-	-	560,595	-
	<b>MIMAROPA</b>	<b>125,312</b>	<b>-</b>	<b>6,184,997</b>	<b>16,071</b>	<b>437,468</b>	<b>2,215</b>
C101	Processing and preserving of meat	s	s	s	s	s	s
C103	Processing and preserving of fruits and vegetables	s	s	s	s	s	s
C104	Manufacture of vegetable and animal oils and fats	-	-	-	424	24,574	-
C105	Manufacture of dairy products	s	s	s	s	s	s
C106	Manufacture of grain mill products, starches and starch products	-	-	-	-	52,439	-
C107	Manufacture of other food products	-	-	-	15,647	15,829	-
C110	Manufacture of beverages	-	-	-	-	4,687	640
C131	Spinning, weaving and finishing of textiles	s	s	s	s	s	s
C142	Custom tailoring and dressmaking	-	-	-	-	2	-
C151	Tanning and dressing of leather; manufacture of luggage and handbags	s	s	s	s	s	s
C162	Manufacture of products of wood, cork, straw and plaiting materials	s	s	s	s	s	s
C181	Printing and service activities related to printing	-	-	-	-	235	-
C192	Manufacture of refined petroleum products	s	s	s	s	s	s
C201	Manufacture of basic chemicals	-	-	-	-	-	-
C202	Manufacture of other chemical products, n.e.c.						
C210	Manufacture of pharmaceuticals, medicinal chemical and botanical products	s	s	s	s	s	s

*Continued*

TABLE 5.6 - *Continued*

2009 PSIC Code	Region/ Industry Description	Cost					
		Royalty Fee	Franchise Fee	Research and Development Expense	Environmental Protection Expense	Depreciation Expense for Fixed Assets	Amortization Expense for Intangible Assets
		(13)	(14)	(15)	(16)	(17)	(18)
C222	Manufacture of plastic products	s	s	s	s	s	s
C239	Manufacture of non-metallic mineral products, n.e.c.	-	-	-	-	991	-
C242	Manufacture of basic precious and other non-ferrous metals	s	s	s	s	s	s
C259	Manufacture of other fabricated metal products; metal working service activities	-	-	-	-	674	-
C282	Manufacture of special purpose machinery	s	s	s	s	s	s
C310	Manufacture of furniture	-	-	-	-	20	-
C331	Repair of fabricated metal products, machinery and equipment	-	-	-	-	181	-
	<b>V - Bicol Region</b>	<b>18</b>	<b>-</b>	<b>6,091</b>	<b>9,087</b>	<b>2,250,706</b>	<b>127,402</b>
C101	Processing and preserving of meat	-	-	-	53	2,145	-
C102	Processing and preserving of fish, crustaceans and mollusks	-	-	-	-	5,168	-
C103	Processing and preserving of fruits and vegetables	-	-	1,479	94	860	-
C104	Manufacture of vegetable and animal oils and fats	-	-	-	5,580	101,592	-
C105	Manufacture of dairy products	-	-	-	-	3,190	-
C106	Manufacture of grain mill products, starches and starch products	-	-	1,654	2,756	88,208	3,308
C107	Manufacture of other food products	-	-	-	-	19,128	-
C108	Manufacture of prepared animal feeds	-	-	-	-	68,273	-
C110	Manufacture of beverages	-	-	-	-	346,192	-
C120	Manufacture of tobacco products	s	s	s	s	s	s
C131	Spinning, weaving and finishing of textiles	-	-	5	-	43	-
C139	Manufacture of other textiles	-	-	-	-	469	-
C141	Manufacture of wearing apparel, except fur apparel	}	}	}	5	2,310	-
C142	Custom tailoring and dressmaking						
C152	Manufacture of footwear	s	s	s	s	s	s
C162	Manufacture of products of wood, cork, straw and plaiting materials	-	-	1,932	-	4,979	-
C170	Manufacture of paper and paper products	s	s	s	s	s	s
C181	Printing and service activities related to printing	-	-	-	-	12,042	-
C192	Manufacture of refined petroleum products	s	s	s	s	s	s
C201	Manufacture of basic chemicals	-	-	-	-	308	-
C210	Manufacture of pharmaceuticals, medicinal chemical and botanical products	s	s	s	s	s	s
C231	Manufacture of glass and glass products	}	}	998	55	177,671	-
C239	Manufacture of non-metallic mineral products, n.e.c.						
C241	Manufacture of basic iron and steel	}	}	23	445	1,343,461	124,094
C242	Manufacture of basic precious and other non-ferrous metals						

*Continued*

TABLE 5.6 - *Continued*

2009 PSIC Code	Region/ Industry Description	Cost					
		Royalty Fee	Franchise Fee	Research and Development Expense	Environmental Protection Expense	Depreciation Expense for Fixed Assets	Amortization Expense for Intangible Assets
		(13)	(14)	(15)	(16)	(17)	(18)
C251	Manufacture of structural metal products, tanks, reservoirs and steam generators	-	-	-	-	596	-
C259	Manufacture of other fabricated metal products; metal working service activities	-	-	-	-	521	-
C282	Manufacture of special purpose machinery	-	-	-	-	43	-
C293	Manufacture of parts and accessories for motor vehicles	\$	\$	\$	\$	\$	\$
C310	Manufacture of furniture	-	-	-	-	1,245	-
C329	Other manufacturing, n.e.c.	-	-	-	99	134	-
C331	Repair of fabricated metal products, machinery and equipment	-	-	-	-	5,211	-
	<b>VI - Western Visayas</b>	<b>7,402</b>	<b>42</b>	<b>6,118</b>	<b>16,951</b>	<b>3,066,964</b>	<b>25,287</b>
C101	Processing and preserving of meat	-	-	-	-	2,235	-
C102	Processing and preserving of fish, crustaceans and mollusks	-	-	-	-	6,242	31
C103	Processing and preserving of fruits and vegetables	-	-	-	-	503	-
C104	Manufacture of vegetable and animal oils and fats	-	-	-	-	7,738	-
C105	Manufacture of dairy products	-	-	-	-	59	-
C106	Manufacture of grain mill products, starches and starch products	-	-	536	-	163,536	-
C107	Manufacture of other food products	7,402	-	921	835	1,713,281	24,219
C108	Manufacture of prepared animal feeds	-	-	-	-	69,314	-
C110	Manufacture of beverages	-	-	2,845	15,519	695,514	-
C131	Spinning, weaving and finishing of textiles	-	-	-	-	689	-
C139	Manufacture of other textiles	-	-	-	-	110	-
C141	Manufacture of wearing apparel, except fur apparel	-	-	-	-	1,625	-
C142	Custom tailoring and dressmaking	-	-	-	-	1,914	-
C161	Sawmilling and planing of wood	}	}	}	}	12,847	-
C162	Manufacture of products of wood, cork, straw and plaiting materials						
C170	Manufacture of paper and paper products	\$	\$	\$	\$	\$	\$
C181	Printing and service activities related to printing	-	-	-	-	10,817	-
C199	Manufacture of other fuel products	\$	\$	\$	\$	\$	\$
C201	Manufacture of basic chemicals	-	-	163	62	325,479	177
C202	Manufacture of other chemical products, n.e.c.	-	-	-	-	9	-
C210	Manufacture of pharmaceuticals, medicinal chemical and botanical products	-	-	835	-	1,926	-
C222	Manufacture of plastic products	-	-	518	-	4,015	-
C231	Manufacture of glass and glass products	}	}	}	}	16,908	-
C239	Manufacture of non-metallic mineral products, n.e.c.						
C241	Manufacture of basic iron and steel						
C243	Casting of metals	-	-	17	334	5,918	9

*Continued*

TABLE 5.6 - *Continued*

2009 PSIC Code	Region/ Industry Description	Cost					
		Royalty Fee	Franchise Fee	Research and Development Expense	Environmental Protection Expense	Depreciation Expense for Fixed Assets	Amortization Expense for Intangible Assets
		(13)	(14)	(15)	(16)	(17)	(18)
C251	Manufacture of structural metal products, tanks, reservoirs and steam generators	-	-	-	-	3,423	-
C259	Manufacture of other fabricated metal products; metal working service activities	-	-	-	-	3,489	852
C273	Manufacture of wiring and wiring devices	s	s	s	s	s	s
C275	Manufacture of domestic appliances	s	s	s	s	s	s
C282	Manufacture of special purpose machinery	-	-	284	201	7,481	-
C310	Manufacture of furniture	-	-	-	-	9,869	-
C329	Other manufacturing, n.e.c.	-	42	-	-	379	-
C331	Repair of fabricated metal products, machinery and equipment	-	-	-	-	846	-
	<b>VII - Central Visayas</b>	<b>1,749,267</b>	<b>1,082</b>	<b>1,029,472</b>	<b>62,310</b>	<b>10,964,053</b>	<b>57,877</b>
C101	Processing and preserving of meat	-	-	1,119	268	534,625	2,993
C102	Processing and preserving of fish, crustaceans and mollusks	151	-	-	910	203,270	-
C103	Processing and preserving of fruits and vegetables	-	-	-	6,303	52,909	292
C104	Manufacture of vegetable and animal oils and fats	-	-	-	14	99,648	-
C105	Manufacture of dairy products	-	-	-	-	9,887	-
C106	Manufacture of grain mill products, starches and starch products	-	-	-	-	134,334	-
C107	Manufacture of other food products	163,776	1,055	650	1,173	363,342	26
C108	Manufacture of prepared animal feeds	203	-	2,538	-	484,683	674
C110	Manufacture of beverages	-	-	-	-	989,213	933
C131	Spinning, weaving and finishing of textiles	-	-	-	-	189	-
C139	Manufacture of other textiles	-	-	-	563	1,937	-
C141	Manufacture of wearing apparel, except fur apparel	-	13	15,939	7,245	136,555	6,168
C142	Custom tailoring and dressmaking	-	-	-	-	285	-
C151	Tanning and dressing of leather; manufacture of luggage and handbags	s	s	s	s	s	s
C152	Manufacture of footwear	-	-	-	380	9,457	2
C161	Sawmilling and planing of wood	-	-	2,709	6,148	56,914	536
C162	Manufacture of products of wood, cork, straw and plaiting materials						
C170	Manufacture of paper and paper products	-	-	-	-	51,730	-
C181	Printing and service activities related to printing	-	-	-	-	66,235	-
C199	Manufacture of other fuel products	s	s	s	s	s	s
C201	Manufacture of basic chemicals	-	-	17	-	119,910	108
C202	Manufacture of other chemical products, n.e.c.	2,912	-	3,116	467	66,968	1,950
C203	Manufacture of man-made fibers						
C210	Manufacture of pharmaceuticals, medicinal chemical and botanical products	-	-	-	-	9,437	-

*Continued*

TABLE 5.6 - *Continued*

2009 PSIC Code	Region/ Industry Description	Cost					
		Royalty Fee	Franchise Fee	Research and Development Expense	Environmental Protection Expense	Depreciation Expense for Fixed Assets	Amortization Expense for Intangible Assets
		(13)	(14)	(15)	(16)	(17)	(18)
C221	Manufacture of rubber products	1,818	-	903,635	-	459,637	106
C222	Manufacture of plastic products	-	-	327	-	719,940	-
C231	Manufacture of glass and glass products	-	-	-	-	35,398	-
C239	Manufacture of non-metallic mineral products, n.e.c.	1,097,119	-	2,305	5,466	1,445,211	2,595
C241	Manufacture of basic iron and steel	}	}	}	}	}	}
C242	Manufacture of basic precious and other non-ferrous metals						
C243	Casting of metals						
C251	Manufacture of structural metal products, tanks, reservoirs and steam generators	-	-	-	-	97,438	224
C252	Manufacture of weapons and ammunition	s	s	s	s	s	s
C259	Manufacture of other fabricated metal products; metal working service activities	46,915	14	-	1,752	100,419	1,046
C261	Manufacture of electronic components	63,045	-	4,109	8,321	1,851,966	16,136
C262	Manufacture of computers and peripheral equipment and accessories	}	}	}	}	}	}
C263	Manufacture of communication equipment						
C265	Manufacture of measuring, testing, navigating and control equipment; watches and clocks						
C267	Manufacture of optical instruments and photographic equipment	11,129	-	880	3,175	87,699	3,963
C271	Manufacture of electric motors, generators, transformers and electricity distribution and control apparatus	-	-	-	-	44,405	3,348
C273	Manufacture of wiring and wiring devices	s	s	s	s	s	s
C274	Manufacture of electric lighting equipment	-	-	1,765	-	8,637	3
C275	Manufacture of domestic appliances	-	-	1,085	-	10,650	-
C281	Manufacture of general purpose machinery	-	-	-	2,215	81,188	251
C282	Manufacture of special purpose machinery	-	-	15	-	12,133	532
C291	Manufacture of motor vehicles	-	-	-	-	22,753	-
C292	Manufacture of bodies (coachwork) for motor vehicles; manufacture of trailers and semi-trailers	}	}	}	}	}	}
C293	Manufacture of parts and accessories for motor vehicles						
C301	Building of ships and boats						
C309	Manufacture of transport equipment, n.e.c.	s	s	s	s	s	s
C310	Manufacture of furniture	-	-	39,209	2,690	236,773	7,202
C321	Manufacture of jewelry, bijouterie and related articles	23	-	1,982	2,521	17,199	1
C322	Manufacture of musical instruments	s	s	s	s	s	s
C323	Manufacture of sports goods	s	s	s	s	s	s
C324	Manufacture of games and toys	-	-	-	-	1,448	361
C325	Manufacture of medical and dental instruments and supplies	74,677	-	599	202	72,521	6,796
C329	Other manufacturing, n.e.c.	-	-	183	-	5,010	-

*Continued*

TABLE 5.6 - *Continued*

2009 PSIC Code	Region/ Industry Description	Cost					
		Royalty Fee	Franchise Fee	Research and Development Expense	Environmental Protection Expense	Depreciation Expense for Fixed Assets	Amortization Expense for Intangible Assets
		(13)	(14)	(15)	(16)	(17)	(18)
C331	Repair of fabricated metal products, machinery and equipment	-	-	-	8,060	1,235,976	32
	<b>VIII - Eastern Visayas</b>	-	-	-	<b>113</b>	<b>2,395,445</b>	<b>194</b>
C101	Processing and preserving of meat	s	s	s	s	s	s
C102	Processing and preserving of fish, crustaceans and mollusks	-	-	-	-	3,747	-
C103	Processing and preserving of fruits and vegetables	s	s	s	s	s	s
C104	Manufacture of vegetable and animal oils and fats	-	-	-	-	21,818	-
C106	Manufacture of grain mill products, starches and starch products	-	-	-	109	25,007	-
C107	Manufacture of other food products	-	-	-	-	94,240	-
C110	Manufacture of beverages	-	-	-	-	29,897	-
C139	Manufacture of other textiles	s	s	s	s	s	s
C142	Custom tailoring and dressmaking	-	-	-	-	14	-
C162	Manufacture of products of wood, cork, straw and plaiting materials	s	s	s	s	s	s
C170	Manufacture of paper and paper products	-	-	-	-	5,466	-
C181	Printing and service activities related to printing	-	-	-	-	574	105
C192	Manufacture of refined petroleum products	s	s	s	s	s	s
C201	Manufacture of basic chemicals	}	}	}	}	360,086	-
C202	Manufacture of other chemical products, n.e.c.						
C210	Manufacture of pharmaceuticals, medicinal chemical and botanical products	s	s	s	s	s	s
C221	Manufacture of rubber products	s	s	s	s	s	s
C222	Manufacture of plastic products	s	s	s	s	s	s
C231	Manufacture of glass and glass products	-	-	-	-	1,149	-
C239	Manufacture of non-metallic mineral products, n.e.c.	-	-	-	-	39,264	-
C242	Manufacture of basic precious and other non-ferrous metals	s	s	s	s	s	s
C243	Casting of metals	s	s	s	s	s	s
C251	Manufacture of structural metal products, tanks, reservoirs and steam generators	s	s	s	s	s	s
C259	Manufacture of other fabricated metal products; metal working service activities	-	-	-	-	168	89
C273	Manufacture of wiring and wiring devices	s	s	s	s	s	s
C282	Manufacture of special purpose machinery	s	s	s	s	s	s
C310	Manufacture of furniture	-	-	-	-	169	-
C329	Other manufacturing, n.e.c.	-	-	-	-	854	-
C331	Repair of fabricated metal products, machinery and equipment	-	-	-	-	107	-

*Continued*



TABLE 5.6 - *Continued*

2009 PSIC Code	Region/ Industry Description	Cost					
		Royalty Fee	Franchise Fee	Research and Development Expense	Environmental Protection Expense	Depreciation Expense for Fixed Assets	Amortization Expense for Intangible Assets
		(13)	(14)	(15)	(16)	(17)	(18)
	<b>IX - Zamboanga Peninsula</b>	-	-	<b>1,569</b>	<b>339</b>	<b>904,473</b>	<b>917</b>
C101	Processing and preserving of meat	-	-	-	-	436	-
C102	Processing and preserving of fish, crustaceans and mollusks	-	-	1,561	191	209,555	450
C103	Processing and preserving of fruits and vegetables	s	s	s	s	s	s
C104	Manufacture of vegetable and animal oils and fats	-	-	-	-	395,611	-
C105	Manufacture of dairy products	s	s	s	s	s	s
C106	Manufacture of grain mill products, starches and starch products	-	-	-	-	34,512	-
C107	Manufacture of other food products	-	-	-	-	9,396	-
C108	Manufacture of prepared animal feeds	s	s	s	s	s	s
C110	Manufacture of beverages	-	-	-	-	187,900	-
C142	Custom tailoring and dressmaking	-	-	-	-	124	-
C161	Sawmilling and planing of wood	-	-	-	-	-	-
C162	Manufacture of products of wood, cork, straw and plaiting materials	-	-	-	-	1,220	-
C181	Printing and service activities related to printing	-	-	-	-	16,913	-
C202	Manufacture of other chemical products, n.e.c.	s	s	s	s	s	s
C221	Manufacture of rubber products	-	-	-	-	2,356	-
C222	Manufacture of plastic products	-	-	-	-	2,411	-
C231	Manufacture of glass and glass products	-	-	-	-	3,444	-
C239	Manufacture of non-metallic mineral products, n.e.c.	-	-	-	-	-	-
C241	Manufacture of basic iron and steel	s	s	s	s	s	s
C251	Manufacture of structural metal products, tanks, reservoirs and steam generators	s	s	s	s	s	s
C259	Manufacture of other fabricated metal products; metal working service activities	-	-	-	-	33,551	463
C301	Building of ships and boats	s	s	s	s	s	s
C310	Manufacture of furniture	-	-	-	-	4,189	-
C324	Manufacture of games and toys	-	-	-	-	82	-
C329	Other manufacturing, n.e.c.	-	-	-	-	-	-
C331	Repair of fabricated metal products, machinery and equipment	-	-	-	-	991	-
	<b>X - Northern Mindanao</b>	<b>645,944</b>	<b>266</b>	<b>61,631</b>	<b>3,765</b>	<b>3,655,541</b>	<b>8,859</b>
C101	Processing and preserving of meat	-	-	-	2,040	12,525	-
C102	Processing and preserving of fish, crustaceans and mollusks	s	s	s	s	s	s
C103	Processing and preserving of fruits and vegetables	293,997	-	56,117	-	43,130	-
C104	Manufacture of vegetable and animal oils and fats	947	-	84	-	133,525	-
C105	Manufacture of dairy products	-	-	-	-	410,795	-

*Continued*

TABLE 5.6 - *Continued*

2009 PSIC Code	Region/ Industry Description	Cost					
		Royalty Fee	Franchise Fee	Research and Development Expense	Environmental Protection Expense	Depreciation Expense for Fixed Assets	Amortization Expense for Intangible Assets
		(13)	(14)	(15)	(16)	(17)	(18)
C106	Manufacture of grain mill products, starches and starch products	4,337	-	-	-	404,175	-
C107	Manufacture of other food products	-	-	2,762	117	173,213	4,875
C108	Manufacture of prepared animal feeds	-	-	-	1,200	358	-
C110	Manufacture of beverages	-	-	-	-	1,056,489	2,224
C139	Manufacture of other textiles	s	s	s	s	s	s
C141	Manufacture of wearing apparel, except fur apparel	-	-	-	-	626	-
C142	Custom tailoring and dressmaking	-	-	-	-	23	-
C152	Manufacture of footwear	s	s	s	s	s	s
C161	Sawmilling and planing of wood	-	-	-	160	3,959	-
C162	Manufacture of products of wood, cork, straw and plaiting materials	-	-	-	-	2,117	-
C170	Manufacture of paper and paper products	113	-	1,314	-	25,390	-
C181	Printing and service activities related to printing	-	-	-	-	55,387	-
C192	Manufacture of refined petroleum products	s	s	s	s	s	s
C201	Manufacture of basic chemicals	286,445	-	285	131	1,040,289	158
C202	Manufacture of other chemical products, n.e.c.	-	-	-	-	7,464	20
C210	Manufacture of pharmaceuticals, medicinal chemical and botanical products	s	s	s	s	s	s
C221	Manufacture of rubber products	s	s	s	s	s	s
C222	Manufacture of plastic products	-	-	1,065	-	2,472	246
C231	Manufacture of glass and glass products	}	266	-	-	28,228	-
C239	Manufacture of non-metallic mineral products, n.e.c.						
C241	Manufacture of basic iron and steel	60,105	-	6	111	221,153	3
C243	Casting of metals	s	s	s	s	s	s
C251	Manufacture of structural metal products, tanks, reservoirs and steam generators	-	-	-	-	143	-
C252	Manufacture of weapons and ammunition	s	s	s	s	s	s
C259	Manufacture of other fabricated metal products; metal working service activities	-	-	-	-	1,067	-
C282	Manufacture of special purpose machinery	-	-	-	-	23,799	1,251
C291	Manufacture of motor vehicles	-	-	-	-	320	-
C292	Manufacture of bodies (coachwork) for motor vehicles; manufacture of trailers and semi-trailers	s	s	s	s	s	s
C310	Manufacture of furniture	-	-	-	5	1,979	-
C321	Manufacture of jewelry, bijouterie and related articles	}	-	-	-	50	-
C324	Manufacture of games and toys						
C325	Manufacture of medical and dental instruments and supplies						
C329	Other manufacturing, n.e.c.						
C331	Repair of fabricated metal products, machinery and equipment	-	-	-	-	1,433	-
		-	-	-	-	3,009	-

*Continued*

TABLE 5.6 - *Continued*

2009 PSIC Code	Region/ Industry Description	Cost					
		Royalty Fee	Franchise Fee	Research and Development Expense	Environmental Protection Expense	Depreciation Expense for Fixed Assets	Amortization Expense for Intangible Assets
		(13)	(14)	(15)	(16)	(17)	(18)
	<b>XI - Davao Region</b>	<b>356,253</b>	<b>16,011</b>	<b>22,187</b>	<b>85,021</b>	<b>3,633,216</b>	<b>22,867</b>
C101	Processing and preserving of meat	-	-	-	54	317,905	691
C102	Processing and preserving of fish, crustaceans and mollusks	-	-	-	600	9,235	-
C103	Processing and preserving of fruits and vegetables	-	-	1,908	-	49,369	-
C104	Manufacture of vegetable and animal oils and fats	-	-	-	-	755,682	12,042
C105	Manufacture of dairy products	-	-	-	-	826	-
C106	Manufacture of grain mill products, starches and starch products	-	-	-	-	25,518	-
C107	Manufacture of other food products	-	15,996	4,110	783	633,976	9,460
C108	Manufacture of prepared animal feeds	-	-	-	-	33,772	495
C110	Manufacture of beverages	-	-	-	72,887	505,589	-
C120	Manufacture of tobacco products	s	s	s	s	s	s
C131	Spinning, weaving and finishing of textiles	-	-	50	-	401	-
C139	Manufacture of other textiles	-	-	-	-	292	-
C141	Manufacture of wearing apparel, except fur apparel	-	-	-	-	172	-
C142	Custom tailoring and dressmaking	-	-	-	-	890	-
C152	Manufacture of footwear	-	-	-	-	184	-
C161	Sawmilling and planing of wood						
C162	Manufacture of products of wood, cork, straw and plaiting materials	-	15	2,998	175	58,108	-
C170	Manufacture of paper and paper products	-	-	-	-	142,783	-
C181	Printing and service activities related to printing	-	-	-	-	582,256	-
C192	Manufacture of refined petroleum products	s	s	s	s	s	s
C201	Manufacture of basic chemicals	-	-	-	1,212	39,509	94
C202	Manufacture of other chemical products, n.e.c.	-	-	870	5,686	45,635	-
C210	Manufacture of pharmaceuticals, medicinal chemical and botanical products	1,628	-	12,000	-	113	3
C221	Manufacture of rubber products	-	-	-	-	1,108	-
C222	Manufacture of plastic products	24,310	-	-	667	55,623	-
C231	Manufacture of glass and glass products	-	-	-	-	1,906	-
C239	Manufacture of non-metallic mineral products, n.e.c.	330,315	-	-	-	279,215	-
C241	Manufacture of basic iron and steel	-	-	-	-	11,088	-
C242	Manufacture of basic precious and other non-ferrous metals	-	-	137	2,878	18,562	68
C243	Casting of metals	s	s	s	s	s	s
C251	Manufacture of structural metal products, tanks, reservoirs and steam generators	-	-	-	-	20,420	-
C252	Manufacture of weapons and ammunition	s	s	s	s	s	s
C259	Manufacture of other fabricated metal products; metal working service activities	-	-	-	-	11,510	-

*Continued*

TABLE 5.6 - *Continued*

2009 PSIC Code	Region/ Industry Description	Cost					
		Royalty Fee	Franchise Fee	Research and Development Expense	Environmental Protection Expense	Depreciation Expense for Fixed Assets	Amortization Expense for Intangible Assets
		(13)	(14)	(15)	(16)	(17)	(18)
C265	Manufacture of measuring, testing, navigating and control equipment; watches and clocks	\$	\$	\$	\$	\$	\$
C275	Manufacture of domestic appliances	\$	\$	\$	\$	\$	\$
C279	Manufacture of other electrical equipment	\$	\$	\$	\$	\$	\$
C281	Manufacture of general purpose machinery	-	-	-	-	3,216	-
C282	Manufacture of special purpose machinery	-	-	-	-	1,112	-
C291	Manufacture of motor vehicles	\$	\$	\$	\$	\$	\$
C293	Manufacture of parts and accessories for motor vehicles	\$	\$	\$	\$	\$	\$
C301	Building of ships and boats	}	}	-	-	8,165	-
C309	Manufacture of transport equipment, n.e.c.						
C310	Manufacture of furniture	-	-	80	80	5,238	-
C321	Manufacture of jewelry, bijouterie and related articles	\$	\$	\$	\$	\$	\$
C329	Other manufacturing, n.e.c.	-	-	-	-	3,767	-
C331	Repair of fabricated metal products, machinery and equipment	-	-	-	-	2,723	-
	<b>XII - SOCCSKSARGEN</b>	<b>10,099</b>	<b>-</b>	<b>142</b>	<b>4,745</b>	<b>1,507,327</b>	<b>3,596</b>
C101	Processing and preserving of meat	-	-	-	4	22,049	9
C102	Processing and preserving of fish, crustaceans and mollusks	-	-	75	-	210,199	343
C103	Processing and preserving of fruits and vegetables	-	-	-	-	394,226	-
C104	Manufacture of vegetable and animal oils and fats	10,099	-	-	4,678	280,012	1,962
C105	Manufacture of dairy products	\$	\$	\$	\$	\$	\$
C106	Manufacture of grain mill products, starches and starch products	-	-	-	-	120,114	-
C107	Manufacture of other food products	-	-	-	-	113,361	-
C108	Manufacture of prepared animal feeds	-	-	-	60	10,345	211
C110	Manufacture of beverages	-	-	-	-	2,788	-
C131	Spinning, weaving and finishing of textiles	}	}	-	-	399	-
C139	Manufacture of other textiles						
C141	Manufacture of wearing apparel, except fur apparel	-	-	-	-	409	-
C142	Custom tailoring and dressmaking	-	-	-	-	156	-
C152	Manufacture of footwear	\$	\$	\$	\$	\$	\$
C161	Sawmilling and planing of wood	-	-	-	-	352	-
C162	Manufacture of products of wood, cork, straw and plaiting materials	-	-	-	-	3,700	-
C170	Manufacture of paper and paper products	\$	\$	\$	\$	\$	\$
C181	Printing and service activities related to printing	-	-	-	-	146,133	-
C192	Manufacture of refined petroleum products	\$	\$	\$	\$	\$	\$
C201	Manufacture of basic chemicals	-	-	-	-	4,483	-
C202	Manufacture of other chemical products, n.e.c.	-	-	-	-	1,040	-

*Continued*

TABLE 5.6 - *Continued*

2009 PSIC Code	Region/ Industry Description	Cost					
		Royalty Fee	Franchise Fee	Research and Development Expense	Environmental Protection Expense	Depreciation Expense for Fixed Assets	Amortization Expense for Intangible Assets
		(13)	(14)	(15)	(16)	(17)	(18)
C210	Manufacture of pharmaceuticals, medicinal chemical and botanical products	\$	\$	\$	\$	\$	\$
C221	Manufacture of rubber products	-	-	-	-	4,142	-
C222	Manufacture of plastic products	\$	\$	\$	\$	\$	\$
C231	Manufacture of glass and glass products	}	}	-	-	2,539	-
C239	Manufacture of non-metallic mineral products, n.e.c.						
C241	Manufacture of basic iron and steel	-	-	-	-	18	-
C243	Casting of metals	\$	\$	\$	\$	\$	\$
C251	Manufacture of structural metal products, tanks, reservoirs and steam generators	-	-	-	-	1,679	-
C259	Manufacture of other fabricated metal products; metal working service activities	-	-	-	-	99,450	1,072
C282	Manufacture of special purpose machinery	-	-	-	-	80	-
C301	Building of ships and boats	}	}	67	-	20,063	-
C309	Manufacture of transport equipment, n.e.c.						
C310	Manufacture of furniture	-	-	-	-	2,189	-
C323	Manufacture of sports goods	\$	\$	\$	\$	\$	\$
C331	Repair of fabricated metal products, machinery and equipment	-	-	-	-	57,121	-
	<b>XIII - Caraga</b>	<b>541,593</b>	<b>-</b>	<b>61</b>	<b>156,794</b>	<b>3,124,224</b>	<b>53,960</b>
C101	Processing and preserving of meat	-	-	-	-	7,658	-
C102	Processing and preserving of fish, crustaceans and mollusks	\$	\$	\$	\$	\$	\$
C103	Processing and preserving of fruits and vegetables	\$	\$	\$	\$	\$	\$
C104	Manufacture of vegetable and animal oils and fats	-	-	-	1,079	104,256	651
C106	Manufacture of grain mill products, starches and starch products	-	-	-	-	1,864	-
C107	Manufacture of other food products	-	-	-	-	63,837	-
C108	Manufacture of prepared animal feeds	\$	\$	\$	\$	\$	\$
C110	Manufacture of beverages	-	-	-	-	20,670	542
C139	Manufacture of other textiles	\$	\$	\$	\$	\$	\$
C142	Custom tailoring and dressmaking	-	-	-	-	21	-
C152	Manufacture of footwear	\$	\$	\$	\$	\$	\$
C161	Sawmilling and planing of wood	-	-	-	-	3,353	-
C162	Manufacture of products of wood, cork, straw and plaiting materials	-	-	-	-	34,555	-
C181	Printing and service activities related to printing	-	-	-	-	4,124	-
C199	Manufacture of other fuel products	\$	\$	\$	\$	\$	\$
C201	Manufacture of basic chemicals	}	}	61	-	3,677	-
C202	Manufacture of other chemical products, n.e.c.						
C221	Manufacture of rubber products	\$	\$	\$	\$	\$	\$

*Continued*

TABLE 5.6 - *Continued*

2009 PSIC Code	Region/ Industry Description	Cost					
		Royalty Fee	Franchise Fee	Research and Development Expense	Environmental Protection Expense	Depreciation Expense for Fixed Assets	Amortization Expense for Intangible Assets
		(13)	(14)	(15)	(16)	(17)	(18)
C231	Manufacture of glass and glass products	541,593	-	-	56,210	73,524	3,057
C239	Manufacture of non-metallic mineral products, n.e.c.						
C241	Manufacture of basic iron and steel						
C242	Manufacture of basic precious and other non-ferrous metals	-	-	-	99,495	2,764,858	49,691
C251	Manufacture of structural metal products, tanks, reservoirs and steam generators	-	-	-	-	2,802	18
C259	Manufacture of other fabricated metal products; metal working service activities						
C282	Manufacture of special purpose machinery						
C301	Building of ships and boats	s	s	s	s	s	s
C309	Manufacture of transport equipment, n.e.c.	s	s	s	s	s	s
C310	Manufacture of furniture	-	-	-	-	384	-
C321	Manufacture of jewelry, bijouterie and related articles	-	-	-	-	72	-
C324	Manufacture of games and toys	-	-	-	11	85	-
C329	Other manufacturing, n.e.c.						
C331	Repair of fabricated metal products, machinery and equipment						
		-	-	-	-	29,689	-
	<b>Autonomous Region in Muslim Mindanao</b>	-	-	-	887	914,531	-
C101	Processing and preserving of meat	s	s	s	s	s	s
C104	Manufacture of vegetable and animal oils and fats	s	s	s	s	s	s
C106	Manufacture of grain mill products, starches and starch products	-	-	-	-	859,545	-
C107	Manufacture of other food products	-	-	-	-	137	-
C108	Manufacture of prepared animal feeds	s	s	s	s	s	s
C110	Manufacture of beverages	-	-	-	-	190	-
C142	Custom tailoring and dressmaking	s	s	s	s	s	s
C221	Manufacture of rubber products	s	s	s	s	s	s
C239	Manufacture of non-metallic mineral products, n.e.c.	s	s	s	s	s	s
C301	Building of ships and boats	s	s	s	s	s	s
C310	Manufacture of furniture	s	s	s	s	s	s

*Continued*

TABLE 5.6 - *Continued*

2009 PSIC Code	Region/ Industry Description	Cost						
		Foreign Exchange Losses	Charitable Donations and Grants	Bad and Doubtful Debts	Loss from Sale of Assets	Loss Resulting from the Change in the Fair Value of Assets, Inventories	Loss from Sale of Investment Assets and Marketable Securities	Other Expense
		(19)	(20)	(21)	(22)	(23)	(24)	(25)
	<b>Philippines</b>	<b>10,621,004</b>	<b>2,219,556</b>	<b>1,270,526</b>	<b>649,372</b>	<b>2,267,734</b>	<b>254,182</b>	<b>34,861,972</b>
C101	Processing and preserving of meat	22,342	7,066	398	993	1,234	2,558	374,521
C102	Processing and preserving of fish, crustaceans and mollusks	9,513	3,877	3,663	221	27,040	48,808	239,883
C103	Processing and preserving of fruits and vegetables	323,082	23,481	18,157	12,553	100,989	-	313,409
C104	Manufacture of vegetable and animal oils and fats	325,889	6,527	66,779	34,913	12,191	-	168,585
C105	Manufacture of dairy products	130,277	76,581	27	106,992	128,984	6,817	2,799,300
C106	Manufacture of grain mill products, starches and starch products	103,488	204,409	99,732	5,186	27,666	16,538	657,201
C107	Manufacture of other food products	53,392	27,485	101,589	2,255	189,141	-	2,005,769
C108	Manufacture of prepared animal feeds	781	6,919	62,421	-	124,780	-	189,257
C110	Manufacture of beverages	129,963	6,046	172,433	38,583	173,100	-	4,544,827
C120	Manufacture of tobacco products	70,627	78,083	17,624	485	-	57	941,225
C131	Spinning, weaving and finishing of textiles	9,246	750	6,918	-	-	-	13,695
C139	Manufacture of other textiles	293,712	1,349	2,500	-	-	-	39,799
C141	Manufacture of wearing apparel, except fur apparel	101,244	150,587	258	16,478	187,852	5	173,051
C142	Custom tailoring and dressmaking	-	-	41,242	-	-	-	3,405
C143	Manufacture of knitted and crocheted apparel	3,809	82	-	-	200	-	1,127
C151	Tanning and dressing of leather; manufacture of luggage and handbags	20,346	43	-	-	-	-	4,511
C152	Manufacture of footwear	4,473	3,254	-	-	4,523	-	110,224
C161	Sawmilling and planing of wood	-	4,873	6,000	13	-	6	4,510
C162	Manufacture of products of wood, cork, straw and plaiting materials	61,835	2,134	2,266	-	-	-	33,909
C170	Manufacture of paper and paper products	188,970	3,783	87,272	106	-	1,024	648,996
C181	Printing and service activities related to printing	2,232	7,873	31,149	5,924	3,444	42,534	1,688,555
C182	Reproduction of recorded media	155	-	60	-	-	-	723
C192	Manufacture of refined petroleum products	1,045	368	7,704	-	210	-	2,131,001
C199	Manufacture of other fuel products	-	-	2,715	-	-	-	297
C201	Manufacture of basic chemicals	242,354	6,940	36,976	3,668	1,338	-	1,350,283
C202	Manufacture of other chemical products, n.e.c.	80,130	11,006	64,556	215	76,779	-	2,439,705
C203	Manufacture of man-made fibers	-	-	-	-	-	-	646
C210	Manufacture of pharmaceuticals, medicinal chemical and botanical products	34,065	31,127	59,763	29	3	1	174,566
C221	Manufacture of rubber products	358,153	2,433	-	1,209	-	-	316,045
C222	Manufacture of plastic products	279,797	16,922	21,071	36,085	6,499	7,470	740,147
C231	Manufacture of glass and glass products	76,631	2,747	126	7,276	1,593	-	92,844
C239	Manufacture of non-metallic mineral products, n.e.c.	174,060	81,596	79,287	9,173	110,193	90,118	1,506,147
C241	Manufacture of basic iron and steel	72,722	2,846	10,880	312	155,834	-	335,577
C242	Manufacture of basic precious and other non-ferrous metals	800,606	142,292	2,810	667	-	-	2,206,396

*Continued*

TABLE 5.6 - *Continued*

2009 PSIC Code	Region/ Industry Description	Cost						
		Foreign Exchange Losses	Charitable Donations and Grants	Bad and Doubtful Debts	Loss from Sale of Assets	Loss Resulting from the Change in the Fair Value of Assets, Inventories	Loss from Sale of Investment Assets and Marketable Securities	Other Expense
		(19)	(20)	(21)	(22)	(23)	(24)	(25)
C243	Casting of metals	20,387	960	-	-	14,219	3,663	107,748
C251	Manufacture of structural metal products, tanks, reservoirs and steam generators	203,268	39,849	750	-	34,452	-	433,049
C252	Manufacture of weapons and ammunition	2,020	51	405	-	-	-	96,373
C259	Manufacture of other fabricated metal products; metal working service activities	295,155	207,565	52,572	20	137	-	684,417
C261	Manufacture of electronic components	2,136,184	962,828	24,293	213,809	279,819	33,351	2,376,372
C262	Manufacture of computers and peripheral equipment and accessories	406,496	510	-	68,104	-	-	251,089
C263	Manufacture of communication equipment	68,578	190	-	4,451	107	-	28,100
C264	Manufacture of consumer electronics	5,306	1,016	-	-	-	-	31,281
C265	Manufacture of measuring, testing, navigating and control equipment; watches and clocks	22,238	874	565	-	15,315	-	102,027
C267	Manufacture of optical instruments and photographic equipment	156,333	113	164	2,341	123	65	54,045
C271	Manufacture of electric motors, generators, transformers and electricity distribution and control apparatus	64,179	10,784	3,804	167	-	-	68,985
C272	Manufacture of batteries and accumulators	160,779	8	7,958	-	-	-	26,710
C273	Manufacture of wiring and wiring devices	63,540	3,905	38,889	1,226	1,565	-	130,830
C274	Manufacture of electric lighting equipment	258	1,513	-	-	271,534	-	53,712
C275	Manufacture of domestic appliances	164	-	10	-	-	-	68,796
C279	Manufacture of other electrical equipment	25,148	739	16,606	-	13,715	-	56,837
C281	Manufacture of general purpose machinery	229,206	1,120	3,659	28	2,878	-	318,202
C282	Manufacture of special purpose machinery	229,622	1,236	9,560	28,703	-	1,032	45,975
C291	Manufacture of motor vehicles	48,963	23,268	49,747	100	3,885	135	378,450
C292	Manufacture of bodies (coachwork) for motor vehicles; manufacture of trailers and semi-trailers	-	872	-	-	-	-	15,529
C293	Manufacture of parts and accessories for motor vehicles	1,179,666	12,224	5,318	31,359	254,448	-	1,011,742
C301	Building of ships and boats	24,557	1,188	1,655	-	-	-	231,704
C303	Manufacture of air and spacecraft and related machinery	61,216	15	-	-	-	-	7,211
C309	Manufacture of transport equipment, n.e.c.	709,412	220	3	2,702	1,333	-	870,002
C310	Manufacture of furniture	44,646	2,787	12,193	11,834	33,738	-	161,204
C321	Manufacture of jewelry, bijouterie and related articles	9,699	237	183	-	6,571	-	12,637
C322	Manufacture of musical instruments	-	-	-	-	-	-	369
C323	Manufacture of sports goods	7,120	99	1,766	-	-	-	3,795
C324	Manufacture of games and toys	8,486	644	351	1,192	-	-	2,753
C325	Manufacture of medical and dental instruments and supplies	121,179	1,057	3,129	-	301	-	316,604
C329	Other manufacturing, n.e.c.	11,020	721	780	-	-	-	23,051
C331	Repair of fabricated metal products, machinery and equipment	331,236	29,455	29,742	-	-	-	642,238
C332	Installation of industrial machinery and equipment	-	30	51	-	-	-	-

*Continued*



TABLE 5.6 - *Continued*

2009 PSIC Code	Region/ Industry Description	Cost						
		Foreign Exchange Losses	Charitable Donations and Grants	Bad and Doubtful Debts	Loss from Sale of Assets	Loss Resulting from the Change in the Fair Value of Assets, Inventories	Loss from Sale of Investment Assets and Marketable Securities	Other Expense
		(19)	(20)	(21)	(22)	(23)	(24)	(25)
	<b>National Capital Region</b>	<b>644,981</b>	<b>582,549</b>	<b>284,468</b>	<b>35,803</b>	<b>105,653</b>	<b>1,125</b>	<b>8,856,197</b>
C101	Processing and preserving of meat	2,228	2,682	-	226	-	1,067	26,628
C102	Processing and preserving of fish, crustaceans and mollusks	-	11	50	-	-	-	2,338
C103	Processing and preserving of fruits and vegetables	-	-	-	-	64	-	3,992
C104	Manufacture of vegetable and animal oils and fats	-	158	-	-	-	-	58
C105	Manufacture of dairy products	24,511	19,270	27	6	56,508	-	807,372
C106	Manufacture of grain mill products, starches and starch products	61,153	103,501	64,736	-	1,180	-	345,301
C107	Manufacture of other food products	5,081	1,234	-	-	27,992	-	254,147
C108	Manufacture of prepared animal feeds	-	-	-	-	-	-	20,692
C110	Manufacture of beverages	80,030	273	49,052	27,558	-	-	8,749
C120	Manufacture of tobacco products	53,557	56,366	14,029	485	-	57	806,218
C131	Spinning, weaving and finishing of textiles	6,469	-	-	-	-	-	2,340
C139	Manufacture of other textiles	4,449	42	2,500	-	-	-	12,910
C141	Manufacture of wearing apparel, except fur apparel	2,109	148,212	-	-	-	-	5,187
C142	Custom tailoring and dressmaking	-	-	41,242	-	-	-	81
C143	Manufacture of knitted and crocheted apparel	3,078	50	-	-	-	-	1,127
C151	Tanning and dressing of leather; manufacture of luggage and handbags	-	32	-	-	-	-	15
C152	Manufacture of footwear	-	2	-	-	-	-	40,251
C161	Sawmilling and planing of wood	-	-	-	-	-	-	118
C162	Manufacture of products of wood, cork, straw and plaiting materials	-	180	-	-	-	-	7,189
C170	Manufacture of paper and paper products	-	393	-	-	-	-	313,286
C181	Printing and service activities related to printing	-	105	1,393	-	-	-	1,391,946
C182	Reproduction of recorded media	-	-	-	-	-	-	628
C192	Manufacture of refined petroleum products	1,045	100	10,216	-	-	-	3,175
C199	Manufacture of other fuel products							
C201	Manufacture of basic chemicals	12,453	-	-	-	-	-	16,400
C202	Manufacture of other chemical products, n.e.c.	38,070	8,080	33,855	-	19,681	-	2,240,141
C203	Manufacture of man-made fibers							
C210	Manufacture of pharmaceuticals, medicinal chemical and botanical products	-	-	-	-	-	-	115,413
C221	Manufacture of rubber products	-	-	-	-	-	-	269,442
C222	Manufacture of plastic products	2,339	2,952	4,040	-	-	-	267,815
C231	Manufacture of glass and glass products	547	478	-	-	-	-	1,626
C239	Manufacture of non-metallic mineral products, n.e.c.	-	6,946	-	-	-	-	11,363
C241	Manufacture of basic iron and steel	53	327	-	-	-	-	137,196
C242	Manufacture of basic precious and other non-ferrous metals	-	5,281	-	-	-	-	7,290
C243	Casting of metals	-	-	-	-	-	-	6,135

*Continued*

TABLE 5.6 - *Continued*

2009 PSIC Code	Region/ Industry Description	Cost						
		Foreign Exchange Losses	Charitable Donations and Grants	Bad and Doubtful Debts	Loss from Sale of Assets	Loss Resulting from the Change in the Fair Value of Assets, Inventories	Loss from Sale of Investment Assets and Marketable Securities	Other Expense
		(19)	(20)	(21)	(22)	(23)	(24)	(25)
C251	Manufacture of structural metal products, tanks, reservoirs and steam generators	21,045	9,044	-	-	-	-	167,102
C252	Manufacture of weapons and ammunition	1,875	-	-	-	-	-	96,373
C259	Manufacture of other fabricated metal products; metal working service activities	7,542	206,709	29,085	-	-	-	124,398
C261	Manufacture of electronic components	189,632	242	-	-	-	-	1,018,280
C262	Manufacture of computers and peripheral equipment and accessories	-	138	-	-	-	-	-
C263	Manufacture of communication equipment	-	-	-	-	-	-	-
C264	Manufacture of consumer electronics	-	-	-	-	-	-	2
C265	Manufacture of measuring, testing, navigating and control equipment; watches and clocks	-	503	-	-	-	-	2,714
C267	Manufacture of optical instruments and photographic equipment	-	-	-	-	-	-	-
C271	Manufacture of electric motors, generators, transformers and electricity distribution and control apparatus	-	1,444	-	-	-	-	675
C272	Manufacture of batteries and accumulators	79,357	-	2,454	-	-	-	504
C273	Manufacture of wiring and wiring devices	-	1,146	585	1,084	-	-	-
C274	Manufacture of electric lighting equipment	-	728	-	-	-	-	2,813
C275	Manufacture of domestic appliances	-	-	-	-	-	-	-
C279	Manufacture of other electrical equipment	\$	\$	\$	\$	\$	\$	\$
C281	Manufacture of general purpose machinery	6,658	1,120	3,618	-	-	-	74,931
C282	Manufacture of special purpose machinery	2,028	319	1,041	-	-	-	9,077
C291	Manufacture of motor vehicles	-	432	-	-	-	-	3,032
C292	Manufacture of bodies (coachwork) for motor vehicles; manufacture of trailers and semi-trailers	-	99	-	-	-	-	1,040
C293	Manufacture of parts and accessories for motor vehicles	-	-	-	-	-	-	10,788
C301	Building of ships and boats	-	-	-	-	-	-	15,808
C303	Manufacture of air and spacecraft and related machinery	-	-	-	-	-	-	-
C309	Manufacture of transport equipment, n.e.c.	37,649	-	-	78	-	-	107,166
C310	Manufacture of furniture	-	-	-	6,366	-	-	23,901
C321	Manufacture of jewelry, bijouterie and related articles	-	-	-	-	-	-	3,697
C322	Manufacture of musical instruments	\$	\$	\$	\$	\$	\$	\$
C323	Manufacture of sports goods	151	-	1,458	-	-	-	90
C324	Manufacture of games and toys	-	-	-	-	-	-	14
C325	Manufacture of medical and dental instruments and supplies	1,872	393	219	-	229	-	284
C329	Other manufacturing, n.e.c.	-	269	20	-	-	-	14,601
C331	Repair of fabricated metal products, machinery and equipment	-	2,912	8,635	-	-	-	52,327
C332	Installation of industrial machinery and equipment	\$	\$	\$	\$	\$	\$	\$

*Continued*

TABLE 5.6 - *Continued*

2009 PSIC Code	Region/ Industry Description	Cost						
		Foreign Exchange Losses	Charitable Donations and Grants	Bad and Doubtful Debts	Loss from Sale of Assets	Loss Resulting from the Change in the Fair Value of Assets, Inventories	Loss from Sale of Investment Assets and Marketable Securities	Other Expense
		(19)	(20)	(21)	(22)	(23)	(24)	(25)
	<b>Cordillera Administrative Region</b>	<b>59,992</b>	<b>614,596</b>	<b>15,293</b>	<b>668</b>	<b>-</b>	<b>-</b>	<b>12,676</b>
C101	Processing and preserving of meat	s	s	s	s	s	s	s
C103	Processing and preserving of fruits and vegetables	-	12,500	-	-	-	-	234
C105	Manufacture of dairy products	s	s	s	s	s	s	s
C106	Manufacture of grain mill products, starches and starch products	-	-	-	-	-	-	32
C107	Manufacture of other food products	-	-	2,600	-	-	-	-
C110	Manufacture of beverages	-	-	-	-	-	-	92
C131	Spinning, weaving and finishing of textiles	}	716	-	-	-	-	6,462
C139	Manufacture of other textiles							
C141	Manufacture of wearing apparel, except fur apparel	s	s	s	s	s	s	s
C142	Custom tailoring and dressmaking	-	-	-	-	-	-	-
C162	Manufacture of products of wood, cork, straw and plaiting materials	s	s	s	s	s	s	s
C170	Manufacture of paper and paper products	s	s	s	s	s	s	s
C181	Printing and service activities related to printing	-	-	12,663	-	-	-	-
C201	Manufacture of basic chemicals	s	s	s	s	s	s	s
C202	Manufacture of other chemical products, n.e.c.	s	s	s	s	s	s	s
C221	Manufacture of rubber products	}	56	-	643	-	-	1
C222	Manufacture of plastic products							
C231	Manufacture of glass and glass products	s	s	s	s	s	s	s
C239	Manufacture of non-metallic mineral products, n.e.c.	s	s	s	s	s	s	s
C241	Manufacture of basic iron and steel	s	s	s	s	s	s	s
C242	Manufacture of basic precious and other non-ferrous metals	s	s	s	s	s	s	s
C251	Manufacture of structural metal products, tanks, reservoirs and steam generators	-	-	-	-	-	-	-
C259	Manufacture of other fabricated metal products; metal working service activities	-	-	-	-	-	-	-
C261	Manufacture of electronic components	4,537	601,324	-	-	-	-	5,470
C281	Manufacture of general purpose machinery	}	-	-	-	-	-	154
C282	Manufacture of special purpose machinery							
C303	Manufacture of air and spacecraft and related machinery	s	s	s	s	s	s	s
C310	Manufacture of furniture	s	s	s	s	s	s	s
C321	Manufacture of jewelry, bijouterie and related articles	s	s	s	s	s	s	s
C331	Repair of fabricated metal products, machinery and equipment	-	-	-	-	-	-	-
	<b>I - Ilocos Region</b>	<b>15,821</b>	<b>6,407</b>	<b>8,037</b>	<b>1,228</b>	<b>160,417</b>	<b>90,118</b>	<b>582,736</b>
C101	Processing and preserving of meat	-	56	-	-	-	-	8,575
C102	Processing and preserving of fish, crustaceans and mollusks	-	-	-	-	-	-	-

*Continued*

TABLE 5.6 - *Continued*

2009 PSIC Code	Region/ Industry Description	Cost						
		Foreign Exchange Losses	Charitable Donations and Grants	Bad and Doubtful Debts	Loss from Sale of Assets	Loss Resulting from the Change in the Fair Value of Assets, Inventories	Loss from Sale of Investment Assets and Marketable Securities	Other Expense
		(19)	(20)	(21)	(22)	(23)	(24)	(25)
C103	Processing and preserving of fruits and vegetables	s	s	s	s	s	s	s
C105	Manufacture of dairy products	s	s	s	s	s	s	s
C106	Manufacture of grain mill products, starches and starch products	-	2,270	-	-	-	-	4,853
C107	Manufacture of other food products	-	420	-	-	-	-	2,689
C108	Manufacture of prepared animal feeds	4	72	-	-	-	-	3,275
C110	Manufacture of beverages	13,435	-	5,214	1,006	160,222	-	524,321
C120	Manufacture of tobacco products	2,054	914	-	-	-	-	1,240
C131	Spinning, weaving and finishing of textiles	-	25	-	-	-	-	-
C141	Manufacture of wearing apparel, except fur apparel	-	4	-	-	-	-	-
C142	Custom tailoring and dressmaking	-	-	-	-	-	-	1
C162	Manufacture of products of wood, cork, straw and plaiting materials	-	250	-	-	-	-	-
C170	Manufacture of paper and paper products	s	s	s	s	s	s	s
C181	Printing and service activities related to printing	-	-	-	-	-	-	-
C201	Manufacture of basic chemicals	-	1,524	637	-	-	-	32,606
C202	Manufacture of other chemical products, n.e.c.							
C210	Manufacture of pharmaceuticals, medicinal chemical and botanical products							
C221	Manufacture of rubber products	s	s	s	s	s	s	s
C222	Manufacture of plastic products	s	s	s	s	s	s	s
C239	Manufacture of non-metallic mineral products, n.e.c.	260	-	-	-	195	90,118	-
C241	Manufacture of basic iron and steel	68	448	2,186	64	-	-	12
C251	Manufacture of structural metal products, tanks, reservoirs and steam generators	-	-	-	-	-	-	-
C259	Manufacture of other fabricated metal products; metal working service activities	-	-	-	-	-	-	31
C282	Manufacture of special purpose machinery	-	-	-	-	-	-	-
C292	Manufacture of bodies (coachwork) for motor vehicles; manufacture of trailers and semi-trailers	-	5	-	-	-	-	464
C293	Manufacture of parts and accessories for motor vehicles							
C309	Manufacture of transport equipment, n.e.c.	s	s	s	s	s	s	s
C310	Manufacture of furniture	-	-	-	-	-	-	693
C321	Manufacture of jewelry, bijouterie and related articles	-	2	-	-	-	-	2,347
C324	Manufacture of games and toys							
C329	Other manufacturing, n.e.c.							
C331	Repair of fabricated metal products, machinery and equipment	-	-	-	-	-	-	216
<b>II - Cagayan Valley</b>		-	<b>3,086</b>	<b>9,668</b>	-	<b>210</b>	-	<b>835,317</b>
C101	Processing and preserving of meat	-	27	-	-	-	-	794

*Continued*

TABLE 5.6 - *Continued*

2009 PSIC Code	Region/ Industry Description	Cost						
		Foreign Exchange Losses	Charitable Donations and Grants	Bad and Doubtful Debts	Loss from Sale of Assets	Loss Resulting from the Change in the Fair Value of Assets, Inventories	Loss from Sale of Investment Assets and Marketable Securities	Other Expense
		(19)	(20)	(21)	(22)	(23)	(24)	(25)
C102	Processing and preserving of fish, crustaceans and mollusks	\$	\$	\$	\$	\$	\$	\$
C103	Processing and preserving of fruits and vegetables	-	-	12	-	-	-	19
C105	Manufacture of dairy products	\$	\$	\$	\$	\$	\$	\$
C106	Manufacture of grain mill products, starches and starch products	-	655	-	-	-	-	6,503
C107	Manufacture of other food products	-	1,983	-	-	-	-	75,806
C108	Manufacture of prepared animal feeds	-	200	-	-	-	-	1,716
C110	Manufacture of beverages	-	-	-	-	-	-	743,772
C120	Manufacture of tobacco products	\$	\$	\$	\$	\$	\$	\$
C131	Spinning, weaving and finishing of textiles	\$	\$	\$	\$	\$	\$	\$
C139	Manufacture of other textiles	\$	\$	\$	\$	\$	\$	\$
C142	Custom tailoring and dressmaking	-	-	-	-	-	-	5
C162	Manufacture of products of wood, cork, straw and plaiting materials	-	22	-	-	-	-	22
C181	Printing and service activities related to printing	-	136	-	-	-	-	839
C182	Reproduction of recorded media	\$	\$	\$	\$	\$	\$	\$
C192	Manufacture of refined petroleum products	\$	\$	\$	\$	\$	\$	\$
C199	Manufacture of other fuel products	\$	\$	\$	\$	\$	\$	\$
C201	Manufacture of basic chemicals	\$	\$	\$	\$	\$	\$	\$
C231	Manufacture of glass and glass products	}	5	755	-	-	-	437
C239	Manufacture of non-metallic mineral products, n.e.c.							
C251	Manufacture of structural metal products, tanks, reservoirs and steam generators	-	20	-	-	-	-	151
C259	Manufacture of other fabricated metal products; metal working service activities	-	-	183	-	-	-	88
C282	Manufacture of special purpose machinery	-	-	8,519	-	-	-	1,023
C310	Manufacture of furniture	-	-	-	-	-	-	226
C321	Manufacture of jewelry, bijouterie and related articles	\$	\$	\$	\$	\$	\$	\$
C329	Other manufacturing, n.e.c.	\$	\$	\$	\$	\$	\$	\$
C331	Repair of fabricated metal products, machinery and equipment	-	24	-	-	-	-	477
	<b>III - Central Luzon</b>	<b>1,417,120</b>	<b>403,225</b>	<b>92,786</b>	<b>79,606</b>	<b>305,104</b>	<b>48,808</b>	<b>4,392,084</b>
C101	Processing and preserving of meat	16,918	41	-	-	1,234	-	15,431
C102	Processing and preserving of fish, crustaceans and mollusks	-	289	-	-	-	48,808	46,878
C103	Processing and preserving of fruits and vegetables	-	-	-	-	-	-	24,113
C104	Manufacture of vegetable and animal oils and fats	-	-	-	-	-	-	54
C105	Manufacture of dairy products	-	-	-	-	-	-	282
C106	Manufacture of grain mill products, starches and starch products	-	-	1,260	-	26,146	-	80,833

*Continued*

TABLE 5.6 - *Continued*

2009 PSIC Code	Region/ Industry Description	Cost						
		Foreign Exchange Losses	Charitable Donations and Grants	Bad and Doubtful Debts	Loss from Sale of Assets	Loss Resulting from the Change in the Fair Value of Assets, Inventories	Loss from Sale of Investment Assets and Marketable Securities	Other Expense
		(19)	(20)	(21)	(22)	(23)	(24)	(25)
C107	Manufacture of other food products	-	288	-	-	-	-	12,185
C108	Manufacture of prepared animal feeds	689	4,376	1,411	-	110,639	-	71,380
C110	Manufacture of beverages	350	-	-	-	-	-	1,633,863
C120	Manufacture of tobacco products	s	s	s	s	s	s	s
C131	Spinning, weaving and finishing of textiles	15	4	-	-	-	-	2,073
C139	Manufacture of other textiles	2,087	338	-	-	-	-	25,501
C141	Manufacture of wearing apparel, except fur apparel	55,556	767	-	-	157,606	-	44,738
C142	Custom tailoring and dressmaking	-	-	-	-	-	-	-
C143	Manufacture of knitted and crocheted apparel	-	-	-	-	-	-	-
C151	Tanning and dressing of leather; manufacture of luggage and handbags	20,346	5	-	-	-	-	4,482
C152	Manufacture of footwear	4,473	22	-	-	2,141	-	797
C161	Sawmilling and planing of wood	-	155	-	-	-	-	3,270
C162	Manufacture of products of wood, cork, straw and plaiting materials	-	-	-	-	-	-	-
C170	Manufacture of paper and paper products	891	605	-	-	-	-	183,953
C181	Printing and service activities related to printing	136	-	-	-	-	-	255
C192	Manufacture of refined petroleum products	-	-	-	-	-	-	601,581
C201	Manufacture of basic chemicals	110,250	3,815	2,065	3,366	-	-	151,968
C202	Manufacture of other chemical products, n.e.c.	-	502	16,786	-	-	-	4,010
C210	Manufacture of pharmaceuticals, medicinal chemical and botanical products	377	-	106	26	-	-	2,509
C221	Manufacture of rubber products	296,438	2,411	-	1,209	-	-	13,643
C222	Manufacture of plastic products	404	1,109	-	-	5,433	-	28,468
C231	Manufacture of glass and glass products	481	23	-	-	58	-	11,986
C239	Manufacture of non-metallic mineral products, n.e.c.	101,309	2,955	1,155	9,173	-	-	188,327
C241	Manufacture of basic iron and steel	55,859	250	279	-	-	-	3,748
C242	Manufacture of basic precious and other non-ferrous metals	3,051	496	-	585	-	-	6,510
C243	Casting of metals	-	-	-	-	-	-	1,174
C251	Manufacture of structural metal products, tanks, reservoirs and steam generators	1,275	30,250	-	-	-	-	93,481
C252	Manufacture of weapons and ammunition	-	-	-	-	-	-	-
C259	Manufacture of other fabricated metal products; metal working service activities	2,179	-	1,820	-	-	-	334,074
C261	Manufacture of electronic components	340,127	345,507	1,018	4,026	1,397	-	101,893
C262	Manufacture of computers and peripheral equipment and accessories	252,186	-	-	61,122	-	-	207,134
C264	Manufacture of consumer electronics	-	200	-	-	-	-	2,501
C265	Manufacture of measuring, testing, navigating and control equipment; watches and clocks	-	-	-	-	-	-	-
C271	Manufacture of electric motors, generators, transformers and electricity distribution and control apparatus	-	150	-	-	-	-	26,700

*Continued*

TABLE 5.6 - *Continued*

2009 PSIC Code	Region/ Industry Description	Cost						
		Foreign Exchange Losses	Charitable Donations and Grants	Bad and Doubtful Debts	Loss from Sale of Assets	Loss Resulting from the Change in the Fair Value of Assets, Inventories	Loss from Sale of Investment Assets and Marketable Securities	Other Expense
		(19)	(20)	(21)	(22)	(23)	(24)	(25)
C272	Manufacture of batteries and accumulators	81,128	-	5,504	-	-	-	26,152
C273	Manufacture of wiring and wiring devices	1,506	1,275	37,390	-	-	-	307
C274	Manufacture of electric lighting equipment	22	243	-	-	-	-	1,225
C275	Manufacture of domestic appliances	-	-	-	-	-	-	59,013
C279	Manufacture of other electrical equipment	5,803	-	-	-	-	-	5,328
C281	Manufacture of general purpose machinery	16,982	-	-	-	353	-	25,687
C282	Manufacture of special purpose machinery	4,878	-	-	-	-	-	45
C291	Manufacture of motor vehicles	}	}	}	}	}	}	}
C292	Manufacture of bodies (coachwork) for motor vehicles; manufacture of trailers and semi-trailers							
C293	Manufacture of parts and accessories for motor vehicles							
C301	Building of ships and boats	s	s	s	s	s	s	s
C303	Manufacture of air and spacecraft and related machinery	5,761	15	-	-	-	-	7,211
C309	Manufacture of transport equipment, n.e.c.	-	197	-	-	-	-	-
C310	Manufacture of furniture	-	403	1,903	-	-	-	12,127
C321	Manufacture of jewelry, bijouterie and related articles	-	-	-	-	-	-	1,959
C322	Manufacture of musical instruments	s	s	s	s	s	s	s
C323	Manufacture of sports goods	1,416	58	308	-	-	-	-
C324	Manufacture of games and toys	566	628	351	-	-	-	48
C325	Manufacture of medical and dental instruments and supplies	5,974	259	-	-	72	-	62,437
C329	Other manufacturing, n.e.c.	8,374	-	274	-	-	-	1,645
C331	Repair of fabricated metal products, machinery and equipment	-	4,763	21,107	-	-	-	4,513
C332	Installation of industrial machinery and equipment	s	s	s	s	s	s	s
	<b>IVA - CALABARZON</b>	<b>6,131,532</b>	<b>212,134</b>	<b>421,026</b>	<b>415,413</b>	<b>1,130,402</b>	<b>96,481</b>	<b>12,228,990</b>
C101	Processing and preserving of meat	3,111	4,025	-	315	-	1,491	286,353
C102	Processing and preserving of fish, crustaceans and mollusks	-	-	-	-	-	-	58
C103	Processing and preserving of fruits and vegetables	113,491	532	414	12,296	28,535	-	232,863
C104	Manufacture of vegetable and animal oils and fats	-	1,649	-	-	-	-	10,957
C105	Manufacture of dairy products	105,767	56,073	-	106,987	72,476	6,817	1,989,642
C106	Manufacture of grain mill products, starches and starch products	14,886	1,005	173	-	-	-	86,425
C107	Manufacture of other food products	40,141	1,796	48,461	-	17,424	-	765,659
C108	Manufacture of prepared animal feeds	-	1,348	60,831	-	-	-	35,554
C110	Manufacture of beverages	14,050	68	31,052	9,254	-	-	81,230
C120	Manufacture of tobacco products	15,017	20,804	3,595	-	-	-	66,476
C131	Spinning, weaving and finishing of textiles	2,762	-	6,631	-	-	-	2,417
C139	Manufacture of other textiles	281,609	507	-	-	-	-	37
C141	Manufacture of wearing apparel, except fur apparel	31,307	1,584	8	12,873	14,783	-	118,085

*Continued*

TABLE 5.6 - *Continued*

2009 PSIC Code	Region/ Industry Description	Cost						
		Foreign Exchange Losses	Charitable Donations and Grants	Bad and Doubtful Debts	Loss from Sale of Assets	Loss Resulting from the Change in the Fair Value of Assets, Inventories	Loss from Sale of Investment Assets and Marketable Securities	Other Expense
		(19)	(20)	(21)	(22)	(23)	(24)	(25)
C142	Custom tailoring and dressmaking	-	-	-	-	-	-	58
C143	Manufacture of knitted and crocheted apparel	732	32	-	-	200	-	-
C151	Tanning and dressing of leather; manufacture of luggage and handbags	-	6	-	-	-	-	14
C152	Manufacture of footwear	-	3,230	-	-	2,382	-	65,648
C161	Sawmilling and planing of wood	49,135	-	-	-	-	-	17,621
C162	Manufacture of products of wood, cork, straw and plaiting materials							
C170	Manufacture of paper and paper products	124,256	1,193	888	106	-	-	38,599
C181	Printing and service activities related to printing	2,097	-	17,012	5,772	3,444	42,534	221,939
C182	Reproduction of recorded media	\$	\$	\$	\$	\$	\$	\$
C192	Manufacture of refined petroleum products	-	-	-	-	-	-	1,522,052
C199	Manufacture of other fuel products							
C201	Manufacture of basic chemicals	119,171	12	28,348	302	1,338	-	803,384
C202	Manufacture of other chemical products, n.e.c.	20,028	2,287	-	215	11,945	-	126,090
C210	Manufacture of pharmaceuticals, medicinal chemical and botanical products	25,813	31,019	59,629	-	-	-	51,075
C221	Manufacture of rubber products	33,436	14	-	-	-	-	2,026
C222	Manufacture of plastic products	275,440	5,690	2,263	35,442	-	7,458	416,534
C231	Manufacture of glass and glass products	69,466	365	126	7,276	1,535	-	66,915
C239	Manufacture of non-metallic mineral products, n.e.c.	58,615	5,326	45,016	-	91,682	-	990,400
C241	Manufacture of basic iron and steel	8,420	1,541	7,322	216	-	-	36,169
C242	Manufacture of basic precious and other non-ferrous metals	11,945	7	-	-	-	-	7,631
C243	Casting of metals	12,318	693	-	-	14,219	3,663	49,293
C251	Manufacture of structural metal products, tanks, reservoirs and steam generators	178,419	371	749	-	10,765	-	144,796
C259	Manufacture of other fabricated metal products; metal working service activities	222,870	694	21,394	20	-	-	191,105
C261	Manufacture of electronic components	1,449,952	15,746	23,276	146,675	278,422	33,351	814,499
C262	Manufacture of computers and peripheral equipment and accessories	154,310	510	-	6,982	-	-	43,955
C263	Manufacture of communication equipment	65,447	40	-	-	107	-	1,361
C264	Manufacture of consumer electronics	5,306	816	-	-	-	-	28,778
C265	Manufacture of measuring, testing, navigating and control equipment; watches and clocks	12,130	-	-	-	-	-	17,783
C267	Manufacture of optical instruments and photographic equipment	104,608	18	-	1,737	-	-	3,681
C271	Manufacture of electric motors, generators, transformers and electricity distribution and control apparatus	34,955	9,190	3,804	167	-	-	41,610
C272	Manufacture of batteries and accumulators	295	8	-	-	-	-	53
C273	Manufacture of wiring and wiring devices	52,283	1,093	915	141	1,565	-	69,856
C274	Manufacture of electric lighting equipment	225	543	-	-	271,534	-	49,674

*Continued*



TABLE 5.6 - *Continued*

2009 PSIC Code	Region/ Industry Description	Cost						
		Foreign Exchange Losses	Charitable Donations and Grants	Bad and Doubtful Debts	Loss from Sale of Assets	Loss Resulting from the Change in the Fair Value of Assets, Inventories	Loss from Sale of Investment Assets and Marketable Securities	Other Expense
		(19)	(20)	(21)	(22)	(23)	(24)	(25)
C275	Manufacture of domestic appliances	-	-	10	-	-	-	3,388
C279	Manufacture of other electrical equipment	19,345	364	391	-	13,715	-	51,500
C281	Manufacture of general purpose machinery	180,457	-	41	28	2,285	-	216,874
C282	Manufacture of special purpose machinery	222,347	473	-	28,703	-	1,032	31,821
C291	Manufacture of motor vehicles	47,953	22,802	49,747	-	3,860	135	319,228
C292	Manufacture of bodies (coachwork) for motor vehicles; manufacture of trailers and semi-trailers	-	774	-	-	-	-	14,024
C293	Manufacture of parts and accessories for motor vehicles	1,143,901	12,219	5,318	31,359	254,448	-	998,021
C301	Building of ships and boats	-	133	1,655	-	-	-	6,924
C303	Manufacture of air and spacecraft and related machinery	664,606	2	3	2,624	-	-	761,712
C309	Manufacture of transport equipment, n.e.c.							
C310	Manufacture of furniture	-	9	-	4,733	33,738	-	36,057
C321	Manufacture of jewelry, bijouterie and related articles	463	-	-	-	-	-	-
C323	Manufacture of sports goods	5,553	41	-	-	-	-	3,705
C324	Manufacture of games and toys	4,838	5	-	1,192	-	-	1,654
C325	Manufacture of medical and dental instruments and supplies	112,558	140	1,897	-	-	-	253,355
C329	Other manufacturing, n.e.c.	2,646	-	-	-	-	-	2,161
C331	Repair of fabricated metal products, machinery and equipment	12,898	5,343	-	-	-	-	30,114
	<b>MIMAROPA</b>	<b>76,334</b>	<b>101,022</b>	<b>3</b>	<b>-</b>	<b>-</b>	<b>-</b>	<b>213,839</b>
C101	Processing and preserving of meat	s	s	s	s	s	s	s
C103	Processing and preserving of fruits and vegetables	s	s	s	s	s	s	s
C104	Manufacture of vegetable and animal oils and fats	548	404	-	-	-	-	-
C105	Manufacture of dairy products	s	s	s	s	s	s	s
C106	Manufacture of grain mill products, starches and starch products	-	-	-	-	-	-	-
C107	Manufacture of other food products	-	-	-	-	-	-	-
C110	Manufacture of beverages	-	-	-	-	-	-	147
C131	Spinning, weaving and finishing of textiles	s	s	s	s	s	s	s
C142	Custom tailoring and dressmaking	-	-	-	-	-	-	-
C151	Tanning and dressing of leather; manufacture of luggage and handbags	s	s	s	s	s	s	s
C162	Manufacture of products of wood, cork, straw and plaiting materials	s	s	s	s	s	s	s
C181	Printing and service activities related to printing	-	-	-	-	-	-	-
C192	Manufacture of refined petroleum products	s	s	s	s	s	s	s
C201	Manufacture of basic chemicals	-	-	-	-	-	-	-
C202	Manufacture of other chemical products, n.e.c.							
C210	Manufacture of pharmaceuticals, medicinal chemical and botanical products	s	s	s	s	s	s	s

*Continued*

TABLE 5.6 - *Continued*

2009 PSIC Code	Region/ Industry Description	Cost						
		Foreign Exchange Losses	Charitable Donations and Grants	Bad and Doubtful Debts	Loss from Sale of Assets	Loss Resulting from the Change in the Fair Value of Assets, Inventories	Loss from Sale of Investment Assets and Marketable Securities	Other Expense
		(19)	(20)	(21)	(22)	(23)	(24)	(25)
C222	Manufacture of plastic products	\$	\$	\$	\$	\$	\$	\$
C239	Manufacture of non-metallic mineral products, n.e.c.	-	-	-	-	-	-	-
C242	Manufacture of basic precious and other non-ferrous metals	\$	\$	\$	\$	\$	\$	\$
C259	Manufacture of other fabricated metal products; metal working service activities	-	-	-	-	-	-	-
C282	Manufacture of special purpose machinery	\$	\$	\$	\$	\$	\$	\$
C310	Manufacture of furniture	-	-	-	-	-	-	-
C331	Repair of fabricated metal products, machinery and equipment	-	-	-	-	-	-	-
	<b>V - Bicol Region</b>	<b>57,924</b>	<b>48,418</b>	<b>85,643</b>	<b>19</b>	<b>5</b>	<b>16,543</b>	<b>641,126</b>
C101	Processing and preserving of meat	-	-	168	-	-	-	1,851
C102	Processing and preserving of fish, crustaceans and mollusks	-	-	-	-	-	-	39
C103	Processing and preserving of fruits and vegetables	-	104	619	-	-	-	-
C104	Manufacture of vegetable and animal oils and fats	-	250	-	-	-	-	2,528
C105	Manufacture of dairy products	-	-	-	-	-	-	-
C106	Manufacture of grain mill products, starches and starch products	-	11,025	2,756	-	-	16,538	-
C107	Manufacture of other food products	-	98	-	-	-	-	2,302
C108	Manufacture of prepared animal feeds	-	306	-	-	-	-	4,315
C110	Manufacture of beverages	4,668	-	4,417	-	-	-	-
C120	Manufacture of tobacco products	\$	\$	\$	\$	\$	\$	\$
C131	Spinning, weaving and finishing of textiles	-	1	3	-	-	-	-
C139	Manufacture of other textiles	-	100	-	-	-	-	217
C141	Manufacture of wearing apparel, except fur apparel	}	10	6	5	5	5	230
C142	Custom tailoring and dressmaking							
C152	Manufacture of footwear	\$	\$	\$	\$	\$	\$	\$
C162	Manufacture of products of wood, cork, straw and plaiting materials	863	680	-	-	-	-	791
C170	Manufacture of paper and paper products	\$	\$	\$	\$	\$	\$	\$
C181	Printing and service activities related to printing	-	-	-	-	-	-	-
C192	Manufacture of refined petroleum products	\$	\$	\$	\$	\$	\$	\$
C201	Manufacture of basic chemicals	-	-	-	-	-	-	-
C210	Manufacture of pharmaceuticals, medicinal chemical and botanical products	\$	\$	\$	\$	\$	\$	\$
C231	Manufacture of glass and glass products	}	20	-	-	-	-	-
C239	Manufacture of non-metallic mineral products, n.e.c.							
C241	Manufacture of basic iron and steel	}	35,418	468	14	-	-	546,430
C242	Manufacture of basic precious and other non-ferrous metals							

*Continued*

TABLE 5.6 - *Continued*

2009 PSIC Code	Region/ Industry Description	Cost						
		Foreign Exchange Losses	Charitable Donations and Grants	Bad and Doubtful Debts	Loss from Sale of Assets	Loss Resulting from the Change in the Fair Value of Assets, Inventories	Loss from Sale of Investment Assets and Marketable Securities	Other Expense
		(19)	(20)	(21)	(22)	(23)	(24)	(25)
C251	Manufacture of structural metal products, tanks, reservoirs and steam generators	-	-	-	-	-	-	-
C259	Manufacture of other fabricated metal products; metal working service activities	-	-	-	-	-	-	-
C282	Manufacture of special purpose machinery	-	-	-	-	-	-	10
C293	Manufacture of parts and accessories for motor vehicles	\$	\$	\$	\$	\$	\$	\$
C310	Manufacture of furniture	-	-	-	-	-	-	-
C329	Other manufacturing, n.e.c.	-	110	-	-	-	-	101
C331	Repair of fabricated metal products, machinery and equipment	-	-	-	-	-	-	-
	<b>VI - Western Visayas</b>	<b>6,290</b>	<b>22,885</b>	<b>50,692</b>	<b>10</b>	<b>99,454</b>	<b>-</b>	<b>772,026</b>
C101	Processing and preserving of meat	-	28	-	-	-	-	-
C102	Processing and preserving of fish, crustaceans and mollusks	-	-	-	-	-	-	-
C103	Processing and preserving of fruits and vegetables	-	-	356	-	-	-	-
C104	Manufacture of vegetable and animal oils and fats	-	-	-	-	-	-	84
C105	Manufacture of dairy products	-	-	-	-	-	-	7
C106	Manufacture of grain mill products, starches and starch products	-	5,882	4,202	-	229	-	-
C107	Manufacture of other food products	6,246	15,200	36,379	-	99,225	-	458,813
C108	Manufacture of prepared animal feeds	-	109	-	-	-	-	10,213
C110	Manufacture of beverages	-	903	9,095	-	-	-	59,693
C131	Spinning, weaving and finishing of textiles	-	-	-	-	-	-	229
C139	Manufacture of other textiles	-	-	-	-	-	-	-
C141	Manufacture of wearing apparel, except fur apparel	-	9	244	-	-	-	88
C142	Custom tailoring and dressmaking	-	-	-	-	-	-	12
C161	Sawmilling and planing of wood	}	50	-	-	-	-	389
C162	Manufacture of products of wood, cork, straw and plaiting materials							
C170	Manufacture of paper and paper products	\$	\$	\$	\$	\$	\$	\$
C181	Printing and service activities related to printing	-	-	-	-	-	-	171
C199	Manufacture of other fuel products	\$	\$	\$	\$	\$	\$	\$
C201	Manufacture of basic chemicals	33	-	65	-	-	-	238,070
C202	Manufacture of other chemical products, n.e.c.	-	-	-	-	-	-	-
C210	Manufacture of pharmaceuticals, medicinal chemical and botanical products	-	-	-	-	-	-	47
C222	Manufacture of plastic products	-	-	-	-	-	-	1,114
C231	Manufacture of glass and glass products	}	-	-	-	-	-	65
C239	Manufacture of non-metallic mineral products, n.e.c.							
C241	Manufacture of basic iron and steel							
C243	Casting of metals	11	72	351	10	-	-	-

*Continued*

TABLE 5.6 - *Continued*

2009 PSIC Code	Region/ Industry Description	Cost						
		Foreign Exchange Losses	Charitable Donations and Grants	Bad and Doubtful Debts	Loss from Sale of Assets	Loss Resulting from the Change in the Fair Value of Assets, Inventories	Loss from Sale of Investment Assets and Marketable Securities	Other Expense
		(19)	(20)	(21)	(22)	(23)	(24)	(25)
C251	Manufacture of structural metal products, tanks, reservoirs and steam generators	-	39	-	-	-	-	655
C259	Manufacture of other fabricated metal products; metal working service activities	-	-	-	-	-	-	1,176
C273	Manufacture of wiring and wiring devices	\$	\$	\$	\$	\$	\$	\$
C275	Manufacture of domestic appliances	\$	\$	\$	\$	\$	\$	\$
C282	Manufacture of special purpose machinery	-	328	-	-	-	-	-
C310	Manufacture of furniture	-	83	-	-	-	-	-
C329	Other manufacturing, n.e.c.	-	172	-	-	-	-	222
C331	Repair of fabricated metal products, machinery and equipment	-	10	-	-	-	-	679
	<b>VII - Central Visayas</b>	<b>877,059</b>	<b>25,823</b>	<b>123,111</b>	<b>71,909</b>	<b>89,883</b>	<b>65</b>	<b>2,495,355</b>
C101	Processing and preserving of meat	-	-	-	-	-	-	16,812
C102	Processing and preserving of fish, crustaceans and mollusks	8,547	2,501	-	-	-	-	100,461
C103	Processing and preserving of fruits and vegetables	-	-	-	-	-	-	7,111
C104	Manufacture of vegetable and animal oils and fats	-	790	-	-	-	-	12,015
C105	Manufacture of dairy products	-	-	-	-	-	-	1,878
C106	Manufacture of grain mill products, starches and starch products	-	68	-	-	-	-	-
C107	Manufacture of other food products	698	311	-	144	-	-	124,757
C108	Manufacture of prepared animal feeds	88	487	180	-	14,141	-	20,618
C110	Manufacture of beverages	320	-	65,414	-	12,878	-	220,697
C131	Spinning, weaving and finishing of textiles	-	-	284	-	-	-	94
C139	Manufacture of other textiles	5,568	275	-	-	-	-	452
C141	Manufacture of wearing apparel, except fur apparel	12,273	-	-	3,600	15,457	-	4,953
C142	Custom tailoring and dressmaking	-	-	-	-	-	-	-
C151	Tanning and dressing of leather; manufacture of luggage and handbags	\$	\$	\$	\$	\$	\$	\$
C152	Manufacture of footwear	-	-	-	-	-	-	3,427
C161	Sawmilling and planing of wood	11,837	205	2,205	-	-	-	4,121
C162	Manufacture of products of wood, cork, straw and plaiting materials							
C170	Manufacture of paper and paper products							
C181	Printing and service activities related to printing	-	-	-	-	-	-	21,363
C199	Manufacture of other fuel products	\$	\$	\$	\$	\$	\$	\$
C201	Manufacture of basic chemicals	-	-	-	-	-	-	50,838
C202	Manufacture of other chemical products, n.e.c.	3,277	132	13,916	-	-	-	57,364
C203	Manufacture of man-made fibers							
C210	Manufacture of pharmaceuticals, medicinal chemical and botanical products							
		7,874	-	-	-	-	-	5,130

*Continued*

TABLE 5.6 - *Continued*

2009 PSIC Code	Region/ Industry Description	Cost						
		Foreign Exchange Losses	Charitable Donations and Grants	Bad and Doubtful Debts	Loss from Sale of Assets	Loss Resulting from the Change in the Fair Value of Assets, Inventories	Loss from Sale of Investment Assets and Marketable Securities	Other Expense
		(19)	(20)	(21)	(22)	(23)	(24)	(25)
C221	Manufacture of rubber products	28,279	8	-	-	-	-	30,934
C222	Manufacture of plastic products	114	-	-	-	-	-	1,506
C231	Manufacture of glass and glass products	6,137	1,876	-	-	-	-	12,008
C239	Manufacture of non-metallic mineral products, n.e.c.	13,751	-	28,520	-	-	-	224,298
C241	Manufacture of basic iron and steel	9,005	-	-	-	-	-	109,571
C242	Manufacture of basic precious and other non-ferrous metals							
C243	Casting of metals							
C251	Manufacture of structural metal products, tanks, reservoirs and steam generators	8,069	64	-	-	-	-	49,979
C252	Manufacture of weapons and ammunition	2,528	-	1	-	23,688	-	78
C259	Manufacture of other fabricated metal products; metal working service activities	s	s	s	s	s	s	s
C261	Manufacture of electronic components	51,768	161	91	-	137	-	31,516
C262	Manufacture of computers and peripheral equipment and accessories	151,935	9	-	63,108	-	-	436,230
C263	Manufacture of communication equipment	3,131	12	-	4,451	-	-	26,739
C265	Manufacture of measuring, testing, navigating and control equipment; watches and clocks							
C267	Manufacture of optical instruments and photographic equipment							
C271	Manufacture of electric motors, generators, transformers and electricity distribution and control apparatus	10,108	422	565	-	15,315	-	82,312
C273	Manufacture of wiring and wiring devices	51,726	45	164	605	123	65	49,542
C274	Manufacture of electric lighting equipment	29,224	-	-	-	-	-	-
C275	Manufacture of domestic appliances	s	s	s	s	s	s	s
C281	Manufacture of general purpose machinery	12	-	-	-	-	-	-
C282	Manufacture of special purpose machinery	164	-	-	-	-	-	6,395
C291	Manufacture of motor vehicles	25,109	-	-	-	240	-	543
C292	Manufacture of bodies (coachwork) for motor vehicles; manufacture of trailers and semi-trailers	369	115	-	-	-	-	46
C293	Manufacture of parts and accessories for motor vehicles	1,010	-	-	-	-	-	56,113
C301	Building of ships and boats	16,452	-	-	-	-	-	1,030
C309	Manufacture of transport equipment, n.e.c.							
C310	Manufacture of furniture							
C321	Manufacture of jewelry, bijouterie and related articles	24,557	292	-	-	-	-	20,717
C322	Manufacture of musical instruments	s	s	s	s	s	s	s
C323	Manufacture of sports goods	44,646	1,842	10,171	-	-	-	83,563
C324	Manufacture of games and toys	9,236	228	183	-	6,571	-	6,917
C325	Manufacture of medical and dental instruments and supplies	s	s	s	s	s	s	s
C329	Other manufacturing, n.e.c.	3,082	11	-	-	-	-	752
		775	265	1,014	-	-	-	365
		-	23	-	-	-	-	1,230

*Continued*

TABLE 5.6 - *Continued*

2009 PSIC Code	Region/ Industry Description	Cost						
		Foreign Exchange Losses	Charitable Donations and Grants	Bad and Doubtful Debts	Loss from Sale of Assets	Loss Resulting from the Change in the Fair Value of Assets, Inventories	Loss from Sale of Investment Assets and Marketable Securities	Other Expense
		(19)	(20)	(21)	(22)	(23)	(24)	(25)
C331	Repair of fabricated metal products, machinery and equipment	318,338	15,472	-	-	-	-	543,805
	<b>VIII - Eastern Visayas</b>	-	<b>1,385</b>	<b>1,801</b>	<b>2,219</b>	<b>3</b>	<b>1</b>	<b>1,194,794</b>
C101	Processing and preserving of meat	s	s	s	s	s	s	s
C102	Processing and preserving of fish, crustaceans and mollusks	-	-	-	-	-	-	1
C103	Processing and preserving of fruits and vegetables	s	s	s	s	s	s	s
C104	Manufacture of vegetable and animal oils and fats	-	118	-	-	-	-	35,698
C106	Manufacture of grain mill products, starches and starch products	-	302	-	-	-	-	-
C107	Manufacture of other food products	-	-	-	2,111	-	-	2,116
C110	Manufacture of beverages	-	-	1,408	-	-	-	58,973
C139	Manufacture of other textiles	s	s	s	s	s	s	s
C142	Custom tailoring and dressmaking	-	-	-	-	-	-	-
C162	Manufacture of products of wood, cork, straw and plaiting materials	s	s	s	s	s	s	s
C170	Manufacture of paper and paper products	-	269	-	-	-	-	95
C181	Printing and service activities related to printing	-	-	-	105	-	-	2,457
C192	Manufacture of refined petroleum products	s	s	s	s	s	s	s
C201	Manufacture of basic chemicals	}	-	-	-	-	-	351
C202	Manufacture of other chemical products, n.e.c.							
C210	Manufacture of pharmaceuticals, medicinal chemical and botanical products	s	s	s	s	s	s	s
C221	Manufacture of rubber products	s	s	s	s	s	s	s
C222	Manufacture of plastic products	s	s	s	s	s	s	s
C231	Manufacture of glass and glass products	-	-	-	-	-	-	230
C239	Manufacture of non-metallic mineral products, n.e.c.	-	-	-	-	-	-	1,550
C242	Manufacture of basic precious and other non-ferrous metals	s	s	s	s	s	s	s
C243	Casting of metals	s	s	s	s	s	s	s
C251	Manufacture of structural metal products, tanks, reservoirs and steam generators	s	s	s	s	s	s	s
C259	Manufacture of other fabricated metal products; metal working service activities	-	-	-	-	-	-	53
C273	Manufacture of wiring and wiring devices	s	s	s	s	s	s	s
C282	Manufacture of special purpose machinery	s	s	s	s	s	s	s
C310	Manufacture of furniture	-	-	-	-	-	-	3
C329	Other manufacturing, n.e.c.	-	108	365	-	-	-	758
C331	Repair of fabricated metal products, machinery and equipment	-	-	-	-	-	-	-

*Continued*

TABLE 5.6 - *Continued*

2009 PSIC Code	Region/ Industry Description	Cost						
		Foreign Exchange Losses	Charitable Donations and Grants	Bad and Doubtful Debts	Loss from Sale of Assets	Loss Resulting from the Change in the Fair Value of Assets, Inventories	Loss from Sale of Investment Assets and Marketable Securities	Other Expense
		(19)	(20)	(21)	(22)	(23)	(24)	(25)
	<b>IX - Zamboanga Peninsula</b>	<b>14,891</b>	<b>711</b>	<b>9,503</b>	<b>5</b>	<b>-</b>	<b>-</b>	<b>253,105</b>
C101	Processing and preserving of meat	-	-	-	-	-	-	-
C102	Processing and preserving of fish, crustaceans and mollusks	-	229	3,429	-	-	-	3,786
C103	Processing and preserving of fruits and vegetables	s	s	s	s	s	s	s
C104	Manufacture of vegetable and animal oils and fats	-	60	-	-	-	-	733
C105	Manufacture of dairy products	s	s	s	s	s	s	s
C106	Manufacture of grain mill products, starches and starch products	-	-	-	-	-	-	6
C107	Manufacture of other food products	-	-	-	-	-	-	81
C108	Manufacture of prepared animal feeds	s	s	s	s	s	s	s
C110	Manufacture of beverages	14,886	-	5,777	-	-	-	246,567
C142	Custom tailoring and dressmaking	-	-	-	-	-	-	-
C161	Sawmilling and planing of wood	-	-	-	-	-	-	-
C162	Manufacture of products of wood, cork, straw and plaiting materials	-	-	61	-	-	-	349
C181	Printing and service activities related to printing	-	390	-	-	-	-	1,161
C202	Manufacture of other chemical products, n.e.c.	s	s	s	s	s	s	s
C221	Manufacture of rubber products	-	-	-	-	-	-	-
C222	Manufacture of plastic products	-	-	-	-	-	-	201
C231	Manufacture of glass and glass products	-	-	-	-	-	-	-
C239	Manufacture of non-metallic mineral products, n.e.c.	-	-	80	-	-	-	13
C241	Manufacture of basic iron and steel	s	s	s	s	s	s	s
C251	Manufacture of structural metal products, tanks, reservoirs and steam generators	s	s	s	s	s	s	s
C259	Manufacture of other fabricated metal products; metal working service activities	-	-	-	-	-	-	64
C301	Building of ships and boats	s	s	s	s	s	s	s
C310	Manufacture of furniture	-	-	-	-	-	-	-
C324	Manufacture of games and toys	-	-	-	-	-	-	-
C329	Other manufacturing, n.e.c.	-	-	-	-	-	-	17
C331	Repair of fabricated metal products, machinery and equipment	-	-	-	-	-	-	61
	<b>X - Northern Mindanao</b>	<b>42,355</b>	<b>46,167</b>	<b>46,986</b>	<b>6,595</b>	<b>236,002</b>	<b>-</b>	<b>1,426,522</b>
C101	Processing and preserving of meat	-	-	-	-	-	-	1,180
C102	Processing and preserving of fish, crustaceans and mollusks	s	s	s	s	s	s	s
C103	Processing and preserving of fruits and vegetables	-	-	-	-	67,977	-	2,875
C104	Manufacture of vegetable and animal oils and fats	-	204	-	-	12,191	-	46,908
C105	Manufacture of dairy products	-	1,197	-	-	-	-	1

*Continued*

TABLE 5.6 - *Continued*

2009 PSIC Code	Region/ Industry Description	Cost						
		Foreign Exchange Losses	Charitable Donations and Grants	Bad and Doubtful Debts	Loss from Sale of Assets	Loss Resulting from the Change in the Fair Value of Assets, Inventories	Loss from Sale of Investment Assets and Marketable Securities	Other Expense
		(19)	(20)	(21)	(22)	(23)	(24)	(25)
C106	Manufacture of grain mill products, starches and starch products	27,405	33,189	25,011	5,091	-	-	126,794
C107	Manufacture of other food products	-	6,067	-	-	-	-	291,468
C108	Manufacture of prepared animal feeds	-	-	-	-	-	-	-
C110	Manufacture of beverages	2,224	-	1,005	766	-	-	877,010
C139	Manufacture of other textiles	\$	\$	\$	\$	\$	\$	\$
C141	Manufacture of wearing apparel, except fur apparel	-	-	-	-	-	-	-
C142	Custom tailoring and dressmaking	-	-	-	-	-	-	60
C152	Manufacture of footwear	\$	\$	\$	\$	\$	\$	\$
C161	Sawmilling and planing of wood	-	4,800	6,000	-	-	-	3,946
C162	Manufacture of products of wood, cork, straw and plaiting materials	-	-	-	-	-	-	341
C170	Manufacture of paper and paper products	12,275	71	9,179	-	-	-	-
C181	Printing and service activities related to printing	-	-	81	-	-	-	873
C192	Manufacture of refined petroleum products	\$	\$	\$	\$	\$	\$	\$
C201	Manufacture of basic chemicals	447	396	5,472	-	-	-	11,641
C202	Manufacture of other chemical products, n.e.c.	-	5	-	-	-	-	75
C210	Manufacture of pharmaceuticals, medicinal chemical and botanical products	\$	\$	\$	\$	\$	\$	\$
C221	Manufacture of rubber products	\$	\$	\$	\$	\$	\$	\$
C222	Manufacture of plastic products	-	-	-	-	-	-	29
C231	Manufacture of glass and glass products	-	-	-	-	-	-	783
C239	Manufacture of non-metallic mineral products, n.e.c.	-	-	-	-	-	-	-
C241	Manufacture of basic iron and steel	4	24	117	3	155,834	-	56,126
C243	Casting of metals	\$	\$	\$	\$	\$	\$	\$
C251	Manufacture of structural metal products, tanks, reservoirs and steam generators	-	-	-	-	-	-	12
C252	Manufacture of weapons and ammunition	\$	\$	\$	\$	\$	\$	\$
C259	Manufacture of other fabricated metal products; metal working service activities	-	-	-	-	-	-	-
C282	Manufacture of special purpose machinery	-	-	-	-	-	-	3,919
C291	Manufacture of motor vehicles	-	-	-	-	-	-	32
C292	Manufacture of bodies (coachwork) for motor vehicles; manufacture of trailers and semi-trailers	\$	\$	\$	\$	\$	\$	\$
C310	Manufacture of furniture	-	-	-	735	-	-	732
C321	Manufacture of jewelry, bijouterie and related articles	-	-	-	-	-	-	450
C324	Manufacture of games and toys	-	-	-	-	-	-	-
C325	Manufacture of medical and dental instruments and supplies	-	-	-	-	-	-	-
C329	Other manufacturing, n.e.c.	-	37	120	-	-	-	-
C331	Repair of fabricated metal products, machinery and equipment	-	67	-	-	-	-	207

*Continued*



TABLE 5.6 - *Continued*

2009 PSIC Code	Region/ Industry Description	Cost						
		Foreign Exchange Losses	Charitable Donations and Grants	Bad and Doubtful Debts	Loss from Sale of Assets	Loss Resulting from the Change in the Fair Value of Assets, Inventories	Loss from Sale of Investment Assets and Marketable Securities	Other Expense
		(19)	(20)	(21)	(22)	(23)	(24)	(25)
	<b>XI - Davao Region</b>	<b>377,301</b>	<b>17,219</b>	<b>86,628</b>	<b>621</b>	<b>51,307</b>	<b>1,041</b>	<b>397,239</b>
C101	Processing and preserving of meat	85	154	-	427	-	-	14,640
C102	Processing and preserving of fish, crustaceans and mollusks	-	400	-	-	-	-	40
C103	Processing and preserving of fruits and vegetables	1,542	99	-	99	4,413	-	1,450
C104	Manufacture of vegetable and animal oils and fats	317,338	898	62,812	-	-	-	38,305
C105	Manufacture of dairy products	-	-	-	-	-	-	3
C106	Manufacture of grain mill products, starches and starch products	-	242	-	-	-	-	6,262
C107	Manufacture of other food products	669	87	2,721	-	673	-	12,352
C108	Manufacture of prepared animal feeds	-	21	-	-	-	-	21,302
C110	Manufacture of beverages	-	4,803	-	-	-	-	89,711
C120	Manufacture of tobacco products	s	s	s	s	s	s	s
C131	Spinning, weaving and finishing of textiles	-	-	-	-	-	-	20
C139	Manufacture of other textiles	-	86	-	-	-	-	662
C141	Manufacture of wearing apparel, except fur apparel	-	-	-	-	-	-	-
C142	Custom tailoring and dressmaking	-	-	-	-	-	-	2,733
C152	Manufacture of footwear	-	-	-	-	-	-	100
C161	Sawmilling and planing of wood							
C162	Manufacture of products of wood, cork, straw and plaiting materials	-	453	-	13	-	6	187
C170	Manufacture of paper and paper products	37,201	1,017	-	-	-	1,024	26,070
C181	Printing and service activities related to printing	-	110	-	-	-	-	33
C192	Manufacture of refined petroleum products	s	s	s	s	s	s	s
C201	Manufacture of basic chemicals	-	976	-	-	-	-	41,370
C202	Manufacture of other chemical products, n.e.c.	18,754	-	-	-	45,153	-	1,641
C210	Manufacture of pharmaceuticals, medicinal chemical and botanical products	-	-	-	-	-	-	390
C221	Manufacture of rubber products	-	-	-	-	-	-	-
C222	Manufacture of plastic products	1,499	7,117	14,769	-	1,067	11	24,477
C231	Manufacture of glass and glass products	-	-	-	-	-	-	27
C239	Manufacture of non-metallic mineral products, n.e.c.	125	-	3,397	-	-	-	86,156
C241	Manufacture of basic iron and steel	-	56	-	-	-	-	-
C242	Manufacture of basic precious and other non-ferrous metals	87	576	2,810	83	-	-	-
C243	Casting of metals	s	s	s	s	s	s	s
C251	Manufacture of structural metal products, tanks, reservoirs and steam generators	-	125	-	-	-	-	26,727
C252	Manufacture of weapons and ammunition	s	s	s	s	s	s	s
C259	Manufacture of other fabricated metal products; metal working service activities	-	-	-	-	-	-	1,765

*Continued*

TABLE 5.6 - *Continued*

2009 PSIC Code	Region/ Industry Description	Cost						
		Foreign Exchange Losses	Charitable Donations and Grants	Bad and Doubtful Debts	Loss from Sale of Assets	Loss Resulting from the Change in the Fair Value of Assets, Inventories	Loss from Sale of Investment Assets and Marketable Securities	Other Expense
		(19)	(20)	(21)	(22)	(23)	(24)	(25)
C265	Manufacture of measuring, testing, navigating and control equipment; watches and clocks	\$	\$	\$	\$	\$	\$	\$
C275	Manufacture of domestic appliances	\$	\$	\$	\$	\$	\$	\$
C279	Manufacture of other electrical equipment	\$	\$	\$	\$	\$	\$	\$
C281	Manufacture of general purpose machinery	-	-	-	-	-	-	12
C282	Manufacture of special purpose machinery	-	1	-	-	-	-	-
C291	Manufacture of motor vehicles	\$	\$	\$	\$	\$	\$	\$
C293	Manufacture of parts and accessories for motor vehicles	\$	\$	\$	\$	\$	\$	\$
C301	Building of ships and boats	}	-	-	-	-	-	-
C309	Manufacture of transport equipment, n.e.c.		-	-	-	-	-	-
C310	Manufacture of furniture	-	-	119	-	-	-	-
C321	Manufacture of jewelry, bijouterie and related articles	\$	\$	\$	\$	\$	\$	\$
C329	Other manufacturing, n.e.c.	-	-	-	-	-	-	-
C331	Repair of fabricated metal products, machinery and equipment	-	-	-	-	-	-	30
	<b>XII - SOCCSKSARGEN</b>	<b>221,019</b>	<b>17,725</b>	<b>33,009</b>	<b>35,007</b>	<b>70,866</b>	<b>-</b>	<b>193,681</b>
C101	Processing and preserving of meat	-	2	200	-	-	-	1,657
C102	Processing and preserving of fish, crustaceans and mollusks	911	402	184	-	27,040	-	86,173
C103	Processing and preserving of fruits and vegetables	208,048	9,888	16,756	-	-	-	39,499
C104	Manufacture of vegetable and animal oils and fats	1,263	-	3,967	34,913	-	-	-
C105	Manufacture of dairy products	\$	\$	\$	\$	\$	\$	\$
C106	Manufacture of grain mill products, starches and starch products	-	-	86	95	-	-	164
C107	Manufacture of other food products	-	-	11,427	-	43,826	-	317
C108	Manufacture of prepared animal feeds	-	1	-	-	-	-	189
C110	Manufacture of beverages	-	-	-	-	-	-	-
C131	Spinning, weaving and finishing of textiles	}	-	-	-	-	-	78
C139	Manufacture of other textiles		3	-	-	-	-	-
C141	Manufacture of wearing apparel, except fur apparel	-	1	-	-	-	-	-
C142	Custom tailoring and dressmaking	-	-	-	-	-	-	225
C152	Manufacture of footwear	\$	\$	\$	\$	\$	\$	\$
C161	Sawmilling and planing of wood	-	3	-	-	-	-	25
C162	Manufacture of products of wood, cork, straw and plaiting materials	-	-	-	-	-	-	26
C170	Manufacture of paper and paper products	\$	\$	\$	\$	\$	\$	\$
C181	Printing and service activities related to printing	-	6,039	-	-	-	-	46,733
C192	Manufacture of refined petroleum products	\$	\$	\$	\$	\$	\$	\$
C201	Manufacture of basic chemicals	-	212	389	-	-	-	178
C202	Manufacture of other chemical products, n.e.c.	-	-	-	-	-	-	-

*Continued*

TABLE 5.6 - *Continued*

2009 PSIC Code	Region/ Industry Description	Cost						
		Foreign Exchange Losses	Charitable Donations and Grants	Bad and Doubtful Debts	Loss from Sale of Assets	Loss Resulting from the Change in the Fair Value of Assets, Inventories	Loss from Sale of Investment Assets and Marketable Securities	Other Expense
		(19)	(20)	(21)	(22)	(23)	(24)	(25)
C210	Manufacture of pharmaceuticals, medicinal chemical and botanical products	\$	\$	\$	\$	\$	\$	\$
C221	Manufacture of rubber products	-	-	-	-	-	-	-
C222	Manufacture of plastic products	\$	\$	\$	\$	\$	\$	\$
C231	Manufacture of glass and glass products	}	}	}	}	}	}	387
C239	Manufacture of non-metallic mineral products, n.e.c.							
C241	Manufacture of basic iron and steel	-	-	-	-	-	-	-
C243	Casting of metals	\$	\$	\$	\$	\$	\$	\$
C251	Manufacture of structural metal products, tanks, reservoirs and steam generators	-	-	-	-	-	-	-
C259	Manufacture of other fabricated metal products; metal working service activities	10,797	-	-	-	-	-	8
C282	Manufacture of special purpose machinery	-	-	-	-	-	-	28
C301	Building of ships and boats	}	}	}	}	}	}	2,902
C309	Manufacture of transport equipment, n.e.c.							
C310	Manufacture of furniture	-	260	-	-	-	-	3,240
C323	Manufacture of sports goods	\$	\$	\$	\$	\$	\$	\$
C331	Repair of fabricated metal products, machinery and equipment	-	865	-	-	-	-	9,679
	<b>XIII - Caraga</b>	<b>677,192</b>	<b>69,074</b>	<b>1,871</b>	<b>269</b>	<b>18,317</b>	<b>-</b>	<b>366,255</b>
C101	Processing and preserving of meat	-	52	-	-	-	-	-
C102	Processing and preserving of fish, crustaceans and mollusks	\$	\$	\$	\$	\$	\$	\$
C103	Processing and preserving of fruits and vegetables	\$	\$	\$	\$	\$	\$	\$
C104	Manufacture of vegetable and animal oils and fats	5,592	1,149	-	-	-	-	21,243
C106	Manufacture of grain mill products, starches and starch products	-	-	1,508	-	-	-	-
C107	Manufacture of other food products	556	1	-	-	-	-	3,076
C108	Manufacture of prepared animal feeds	\$	\$	\$	\$	\$	\$	\$
C110	Manufacture of beverages	-	-	-	-	-	-	-
C139	Manufacture of other textiles	\$	\$	\$	\$	\$	\$	\$
C142	Custom tailoring and dressmaking	-	-	-	-	-	-	-
C152	Manufacture of footwear	\$	\$	\$	\$	\$	\$	\$
C161	Sawmilling and planing of wood	-	7	-	-	-	-	19
C162	Manufacture of products of wood, cork, straw and plaiting materials	-	202	-	-	-	-	-
C181	Printing and service activities related to printing	-	1,093	-	48	-	-	786
C199	Manufacture of other fuel products	\$	\$	\$	\$	\$	\$	\$
C201	Manufacture of basic chemicals	}	}	}	}	}	}	11,013
C202	Manufacture of other chemical products, n.e.c.							
C221	Manufacture of rubber products	\$	\$	\$	\$	\$	\$	\$

*Continued*

TABLE 5.6 - *Concluded*

2009 PSIC Code	Region/ Industry Description	Cost						
		Foreign Exchange Losses	Charitable Donations and Grants	Bad and Doubtful Debts	Loss from Sale of Assets	Loss Resulting from the Change in the Fair Value of Assets, Inventories	Loss from Sale of Investment Assets and Marketable Securities	Other Expense
		(19)	(20)	(21)	(22)	(23)	(24)	(25)
C231	Manufacture of glass and glass products }	-	66,336	364	-	18,317	-	2,399
C239	Manufacture of non-metallic mineral products, n.e.c. }							
C241	Manufacture of basic iron and steel }							
C242	Manufacture of basic precious and other non-ferrous metals }	670,988	-	-	-	-	-	326,756
C251	Manufacture of structural metal products, tanks, reservoirs and steam generators }							
C259	Manufacture of other fabricated metal products; metal working service activities }	-	-	-	-	-	-	140
C282	Manufacture of special purpose machinery	s	s	s	s	s	s	s
C301	Building of ships and boats	s	s	s	s	s	s	s
C309	Manufacture of transport equipment, n.e.c.	s	s	s	s	s	s	s
C310	Manufacture of furniture	-	190	-	-	-	-	661
C321	Manufacture of jewelry, bijouterie and related articles	-	-	-	-	-	-	-
C324	Manufacture of games and toys }	-	-	-	-	-	-	19
C329	Other manufacturing, n.e.c. }							
C331	Repair of fabricated metal products, machinery and equipment	-	-	-	-	-	-	131
	<b>Autonomous Region in Muslim Mindanao</b>	<b>1,192</b>	<b>47,128</b>	<b>-</b>	<b>-</b>	<b>112</b>	<b>-</b>	<b>29</b>
C101	Processing and preserving of meat	s	s	s	s	s	s	s
C104	Manufacture of vegetable and animal oils and fats	s	s	s	s	s	s	s
C106	Manufacture of grain mill products, starches and starch products	45	46,269	-	-	112	-	29
C107	Manufacture of other food products	-	-	-	-	-	-	-
C108	Manufacture of prepared animal feeds	s	s	s	s	s	s	s
C110	Manufacture of beverages	-	-	-	-	-	-	-
C142	Custom tailoring and dressmaking	s	s	s	s	s	s	s
C221	Manufacture of rubber products	s	s	s	s	s	s	s
C239	Manufacture of non-metallic mineral products, n.e.c.	s	s	s	s	s	s	s
C301	Building of ships and boats	s	s	s	s	s	s	s
C310	Manufacture of furniture	s	s	s	s	s	s	s

- zero value

} Combined data

s Suppressed data

Notes: Values are in thousand pesos, except number of establishments.

Details may not add-up to total due to rounding and/or statistical disclosure control.

Source: Philippine Statistics Authority, 2019 Annual Survey of Philippine Business and Industry (Final Results)

Table 5. Number of Establishments and Intermediate Expense by Type for Manufacturing Establishments by Region and Industry Group: Philippines, 2019

2009 PSIC Code	Region/ Industry Description	Number of Establishments	Intermediate Expense		
			Total	Raw Materials Used	Materials and Supplies Used
		(1)	(2)	(3)	(4)
<b>Philippines</b>		<b>24,270</b>	<b>3,864,441,018</b>	<b>3,248,269,884</b>	<b>255,845,070</b>
C101	Processing and preserving of meat	294	64,060,915	52,879,308	3,333,779
C102	Processing and preserving of fish, crustaceans and mollusks	225	39,230,714	34,167,291	1,471,730
C103	Processing and preserving of fruits and vegetables	144	36,375,431	25,935,490	3,745,096
C104	Manufacture of vegetable and animal oils and fats	136	88,686,589	77,764,675	3,310,205
C105	Manufacture of dairy products	89	125,750,142	98,647,400	13,460,318
C106	Manufacture of grain mill products, starches and starch products	1,218	122,300,103	112,644,166	1,693,627
C107	Manufacture of other food products	7,739	219,107,212	173,866,540	14,049,720
C108	Manufacture of prepared animal feeds	196	87,497,911	81,643,513	1,312,842
C110	Manufacture of beverages	2,637	225,164,092	192,831,273	12,254,416
C120	Manufacture of tobacco products	19	17,082,682	15,452,362	164,734
C131	Spinning, weaving and finishing of textiles	109	8,097,187	5,625,382	1,102,806
C139	Manufacture of other textiles	254	22,999,210	20,421,431	368,261
C141	Manufacture of wearing apparel, except fur apparel	849	30,341,302	21,545,599	3,856,825
C142	Custom tailoring and dressmaking	500	2,575,387	2,198,800	238,495
C143	Manufacture of knitted and crocheted apparel	19	1,488,914	1,100,343	181,524
C151	Tanning and dressing of leather; manufacture of luggage and handbags	46	1,650,720	1,432,192	112,027
C152	Manufacture of footwear	148	14,623,963	12,460,046	1,154,382
C161	Sawmilling and planing of wood	48	1,774,453	1,580,610	35,451
C162	Manufacture of products of wood, cork, straw and plaiting materials	290	39,515,718	35,141,660	2,313,046
C170	Manufacture of paper and paper products	361	108,340,962	84,825,569	9,415,186
C181	Printing and service activities related to printing	2,113	59,721,348	53,575,429	2,242,285
C182	Reproduction of recorded media	6	208,871	92,283	13,429
C192	Manufacture of refined petroleum products	26	379,345,098	366,158,327	2,356,411
C199	Manufacture of other fuel products	7	735,251	656,113	7,434
C201	Manufacture of basic chemicals	196	118,204,081	105,074,266	4,213,770
C202	Manufacture of other chemical products, n.e.c.	390	69,698,600	62,609,384	1,162,440
C203	Manufacture of man-made fibers	3	171,767	128,792	4,312
C210	Manufacture of pharmaceuticals, medicinal chemical and botanical products	121	20,312,362	16,465,190	1,101,023
C221	Manufacture of rubber products	147	23,612,634	17,897,935	1,963,056
C222	Manufacture of plastic products	820	117,466,937	94,337,365	6,034,518
C231	Manufacture of glass and glass products	92	13,586,873	5,264,822	3,318,285
C239	Manufacture of non-metallic mineral products, n.e.c.	654	133,407,494	84,810,161	6,052,281
C241	Manufacture of basic iron and steel	299	220,106,862	147,948,021	50,935,148
C242	Manufacture of basic precious and other non-ferrous metals	33	51,532,352	23,293,638	19,379,547

Continued

TABLE 5 - *Continued*

2009 PSIC Code	Region/ Industry Description	Number of Establishments	Intermediate Expense		
			Total	Raw Materials Used	Materials and Supplies Used
		(1)	(2)	(3)	(4)
C243	Casting of metals	52	8,546,939	6,474,327	611,692
C251	Manufacture of structural metal products, tanks, reservoirs and steam generators	428	123,326,770	109,925,500	2,608,813
C252	Manufacture of weapons and ammunition	14	2,042,752	1,633,722	242,248
C259	Manufacture of other fabricated metal products; metal working service activities	761	85,211,171	69,466,679	6,234,270
C261	Manufacture of electronic components	145	382,554,883	316,845,426	29,490,607
C262	Manufacture of computers and peripheral equipment and accessories	32	33,803,853	27,314,723	3,497,067
C263	Manufacture of communication equipment	12	5,148,165	4,161,659	498,973
C264	Manufacture of consumer electronics	18	11,636,256	10,666,333	452,250
C265	Manufacture of measuring, testing, navigating and control equipment; watches and clocks	21	4,066,666	3,382,502	406,339
C267	Manufacture of optical instruments and photographic equipment	21	14,343,534	12,415,081	895,828
C271	Manufacture of electric motors, generators, transformers and electricity distribution and control apparatus	56	14,139,889	11,915,498	1,352,125
C272	Manufacture of batteries and accumulators	11	16,478,642	13,756,622	583,304
C273	Manufacture of wiring and wiring devices	57	24,157,159	22,319,074	869,077
C274	Manufacture of electric lighting equipment	38	7,111,813	5,764,827	528,669
C275	Manufacture of domestic appliances	44	8,902,478	7,918,617	626,777
C279	Manufacture of other electrical equipment	24	4,159,336	3,535,974	249,770
C281	Manufacture of general purpose machinery	132	51,918,844	48,322,238	1,545,101
C282	Manufacture of special purpose machinery	210	21,074,073	14,992,204	2,798,144
C291	Manufacture of motor vehicles	41	180,970,293	177,771,367	853,206
C292	Manufacture of bodies (coachwork) for motor vehicles; manufacture of trailers and semi-trailers	27	3,323,455	3,035,287	104,996
C293	Manufacture of parts and accessories for motor vehicles	115	170,953,615	156,160,731	8,466,185
C301	Building of ships and boats	32	6,134,523	4,002,573	259,884
C303	Manufacture of air and spacecraft and related machinery	9	27,097,535	20,354,380	5,474,831
C309	Manufacture of transport equipment, n.e.c.	73	70,292,786	65,922,111	3,507,558
C310	Manufacture of furniture	717	38,179,754	33,469,799	1,357,555
C321	Manufacture of jewelry, bijouterie and related articles	77	893,999	596,737	159,811
C322	Manufacture of musical instruments	3	10,866	7,426	1,032
C323	Manufacture of sports goods	23	3,030,416	2,659,229	81,189
C324	Manufacture of games and toys	31	1,707,566	1,516,307	43,224
C325	Manufacture of medical and dental instruments and supplies	48	35,581,024	31,639,557	800,870
C329	Other manufacturing, n.e.c.	214	9,138,053	8,008,378	425,019
C331	Repair of fabricated metal products, machinery and equipment	551	33,494,302	21,623,225	8,456,159
C332	Installation of industrial machinery and equipment	8	235,471	216,392	4,090

*Continued*

TABLE 5 - *Continued*

2009 PSIC Code	Region/ Industry Description	Number of Establishments	Intermediate Expense		
			Total	Raw Materials Used	Materials and Supplies Used
		(1)	(2)	(3)	(4)
	<b>National Capital Region</b>	<b>6,369</b>	<b>809,923,679</b>	<b>687,353,576</b>	<b>39,258,206</b>
C101	Processing and preserving of meat	37	11,967,937	9,187,479	1,823,414
C102	Processing and preserving of fish, crustaceans and mollusks	38	4,547,461	4,298,457	63,433
C103	Processing and preserving of fruits and vegetables	42	3,163,089	2,390,585	479,075
C104	Manufacture of vegetable and animal oils and fats	18	32,443,994	30,891,446	430,481
C105	Manufacture of dairy products	26	45,310,634	38,505,810	3,773,257
C106	Manufacture of grain mill products, starches and starch products	18	42,797,270	39,833,147	566,608
C107	Manufacture of other food products	1,093	48,740,449	40,470,948	1,289,317
C108	Manufacture of prepared animal feeds	12	6,465,108	5,951,183	72,972
C110	Manufacture of beverages	628	27,817,539	24,678,276	1,358,908
C120	Manufacture of tobacco products	6	12,095,017	10,968,444	92,715
C131	Spinning, weaving and finishing of textiles	42	5,330,395	4,690,300	64,273
C139	Manufacture of other textiles	128	13,772,620	12,846,252	65,492
C141	Manufacture of wearing apparel, except fur apparel	362	9,546,876	7,906,369	267,290
C142	Custom tailoring and dressmaking	156	1,971,882	1,723,805	164,076
C143	Manufacture of knitted and crocheted apparel	15	1,039,809	767,844	79,641
C151	Tanning and dressing of leather; manufacture of luggage and handbags	28	1,025,040	984,780	26,853
C152	Manufacture of footwear	78	8,472,363	7,632,000	595,472
C161	Sawmilling and planing of wood	9	111,754	92,592	1,259
C162	Manufacture of products of wood, cork, straw and plaiting materials	49	1,248,285	877,788	190,316
C170	Manufacture of paper and paper products	205	63,152,419	47,227,037	5,950,868
C181	Printing and service activities related to printing	999	30,421,082	26,869,613	1,471,757
C182	Reproduction of recorded media	4	17,603	12,063	1,789
C192	Manufacture of refined petroleum products	10	1,632,909	1,569,256	12,200
C199	Manufacture of other fuel products				
C201	Manufacture of basic chemicals	66	29,337,732	27,830,843	237,145
C202	Manufacture of other chemical products, n.e.c.	198	28,419,309	25,164,785	481,935
C203	Manufacture of man-made fibers				
C210	Manufacture of pharmaceuticals, medicinal chemical and botanical products	47	5,277,800	4,534,899	230,528
C221	Manufacture of rubber products	69	7,730,498	6,157,540	85,324
C222	Manufacture of plastic products	439	58,230,095	46,941,643	2,553,010
C231	Manufacture of glass and glass products	29	1,186,931	1,075,308	45,674
C239	Manufacture of non-metallic mineral products, n.e.c.	89	19,352,734	14,533,715	590,237
C241	Manufacture of basic iron and steel	100	97,530,988	79,171,318	4,647,321
C242	Manufacture of basic precious and other non-ferrous metals	6	3,445,544	3,284,821	64,032
C243	Casting of metals	20	216,648	147,308	5,898

*Continued*

TABLE 5 - *Continued*

2009 PSIC Code	Region/ Industry Description	Number of Establishments	Intermediate Expense		
			Total	Raw Materials Used	Materials and Supplies Used
		(1)	(2)	(3)	(4)
C251	Manufacture of structural metal products, tanks, reservoirs and steam generators	208	40,435,272	35,882,673	2,114,970
C252	Manufacture of weapons and ammunition	10	1,982,395	1,581,186	241,575
C259	Manufacture of other fabricated metal products; metal working service activities	282	27,347,999	21,936,068	1,074,626
C261	Manufacture of electronic components	14	12,359,087	7,606,189	1,591,128
C262	Manufacture of computers and peripheral equipment and accessories }	3	58,621	27,163	23,681
C263	Manufacture of communication equipment }				
C264	Manufacture of consumer electronics }				
C265	Manufacture of measuring, testing, navigating and control equipment; watches and clocks }	9	1,655,435	1,597,552	25,208
C267	Manufacture of optical instruments and photographic equipment }				
C271	Manufacture of electric motors, generators, transformers and electricity distribution and control apparatus				
C272	Manufacture of batteries and accumulators	4	7,694,617	6,455,237	224,571
C273	Manufacture of wiring and wiring devices	22	5,056,552	4,322,511	493,039
C274	Manufacture of electric lighting equipment	12	347,847	298,953	2,612
C275	Manufacture of domestic appliances	20	2,879,631	2,766,142	26,297
C279	Manufacture of other electrical equipment	s	s	s	s
C281	Manufacture of general purpose machinery	59	18,320,207	16,896,894	450,810
C282	Manufacture of special purpose machinery	75	3,580,631	2,563,034	647,108
C291	Manufacture of motor vehicles	13	364,021	334,091	2,491
C292	Manufacture of bodies (coachwork) for motor vehicles; manufacture of trailers and semi-trailers	7	269,414	214,305	23,200
C293	Manufacture of parts and accessories for motor vehicles	22	14,763,012	12,331,782	2,234,709
C301	Building of ships and boats	10	219,406	14,067	6,298
C303	Manufacture of air and spacecraft and related machinery }	27	13,921,248	13,616,268	126,930
C309	Manufacture of transport equipment, n.e.c. }				
C310	Manufacture of furniture	203	23,284,470	20,781,288	543,499
C321	Manufacture of jewelry, bijouterie and related articles	14	86,688	66,952	5,055
C322	Manufacture of musical instruments	s	s	s	s
C323	Manufacture of sports goods	6	182,698	149,821	10,949
C324	Manufacture of games and toys	12	248,299	195,920	2,299
C325	Manufacture of medical and dental instruments and supplies	18	422,162	361,543	9,400
C329	Other manufacturing, n.e.c.	69	6,463,090	5,983,744	159,982
C331	Repair of fabricated metal products, machinery and equipment	147	2,292,622	549,151	1,258,140
C332	Installation of industrial machinery and equipment	s	s	s	s

*Continued*



TABLE 5 - *Continued*

2009 PSIC Code	Region/ Industry Description	Number of Establishments	Intermediate Expense		
			Total	Raw Materials Used	Materials and Supplies Used
		(1)	(2)	(3)	(4)
	<b>Cordillera Administrative Region</b>	<b>316</b>	<b>89,203,722</b>	<b>83,034,198</b>	<b>2,952,554</b>
C101	Processing and preserving of meat	s	s	s	s
C103	Processing and preserving of fruits and vegetables	3	275,275	224,338	9,778
C105	Manufacture of dairy products	s	s	s	s
C106	Manufacture of grain mill products, starches and starch products	37	1,651	864	162
C107	Manufacture of other food products	110	1,298,444	1,181,033	76,912
C110	Manufacture of beverages	50	46,945	23,427	8,174
C131	Spinning, weaving and finishing of textiles	16	62,133	42,542	11,604
C139	Manufacture of other textiles				
C141	Manufacture of wearing apparel, except fur apparel	s	s	s	s
C142	Custom tailoring and dressmaking	20	3,816	1,338	905
C162	Manufacture of products of wood, cork, straw and plaiting materials	s	s	s	s
C170	Manufacture of paper and paper products	s	s	s	s
C181	Printing and service activities related to printing	38	146,523	116,264	6,586
C201	Manufacture of basic chemicals	s	s	s	s
C202	Manufacture of other chemical products, n.e.c.	s	s	s	s
C221	Manufacture of rubber products	5	166,139	146,561	4,982
C222	Manufacture of plastic products				
C231	Manufacture of glass and glass products	s	s	s	s
C239	Manufacture of non-metallic mineral products, n.e.c.	s	s	s	s
C241	Manufacture of basic iron and steel	s	s	s	s
C242	Manufacture of basic precious and other non-ferrous metals	s	s	s	s
C251	Manufacture of structural metal products, tanks, reservoirs and steam generators	4	2,716	2,340	106
C259	Manufacture of other fabricated metal products; metal working service activities	5	460	225	47
C261	Manufacture of electronic components	4	74,371,063	69,424,082	2,662,984
C281	Manufacture of general purpose machinery	3	9,629	4,166	490
C282	Manufacture of special purpose machinery				
C303	Manufacture of air and spacecraft and related machinery	s	s	s	s
C310	Manufacture of furniture	s	s	s	s
C321	Manufacture of jewelry, bijouterie and related articles	s	s	s	s
C331	Repair of fabricated metal products, machinery and equipment	4	2,305	1,501	192
	<b>I - Ilocos Region</b>	<b>746</b>	<b>30,184,667</b>	<b>24,910,193</b>	<b>885,569</b>
C101	Processing and preserving of meat	14	1,789,219	1,419,860	73,386
C102	Processing and preserving of fish, crustaceans and mollusks	15	4,920	3,920	165

*Continued*

TABLE 5 - *Continued*

2009 PSIC Code	Region/ Industry Description	Number of Establishments	Intermediate Expense		
			Total	Raw Materials Used	Materials and Supplies Used
		(1)	(2)	(3)	(4)
C103	Processing and preserving of fruits and vegetables	s	s	s	s
C105	Manufacture of dairy products	s	s	s	s
C106	Manufacture of grain mill products, starches and starch products	61	5,060,065	4,653,330	7,723
C107	Manufacture of other food products	274	2,259,271	2,050,946	55,449
C108	Manufacture of prepared animal feeds	4	68,530	24,746	22,242
C110	Manufacture of beverages	126	4,950,336	3,072,353	432,824
C120	Manufacture of tobacco products	3	415,053	356,615	12,944
C131	Spinning, weaving and finishing of textiles	6	5,650	2,899	184
C141	Manufacture of wearing apparel, except fur apparel	3	5,280	5,013	32
C142	Custom tailoring and dressmaking	9	13,617	13,078	31
C162	Manufacture of products of wood, cork, straw and plaiting materials	12	4,486	2,618	575
C170	Manufacture of paper and paper products	s	s	s	s
C181	Printing and service activities related to printing	62	353,159	325,000	11,757
C201	Manufacture of basic chemicals	7	6,932,167	6,867,634	2,722
C202	Manufacture of other chemical products, n.e.c.				
C210	Manufacture of pharmaceuticals, medicinal chemical and botanical products				
C221	Manufacture of rubber products	s	s	s	s
C222	Manufacture of plastic products	s	s	s	s
C239	Manufacture of non-metallic mineral products, n.e.c.	26	6,157,075	4,253,226	118,988
C241	Manufacture of basic iron and steel	6	203,464	186,492	5,700
C251	Manufacture of structural metal products, tanks, reservoirs and steam generators	11	852,182	807,505	33,688
C259	Manufacture of other fabricated metal products; metal working service activities	17	13,490	11,912	253
C282	Manufacture of special purpose machinery	5	4,115	1,781	1,968
C292	Manufacture of bodies (coachwork) for motor vehicles; }	6	7,758	3,132	965
	manufacture of trailers and semi-trailers }				
C293	Manufacture of parts and accessories for motor vehicles }				
C309	Manufacture of transport equipment, n.e.c.	s	s	s	s
C310	Manufacture of furniture	36	68,884	39,390	9,630
C321	Manufacture of jewelry, bijouterie and related articles }	16	272,578	230,781	13,926
C324	Manufacture of games and toys }				
C329	Other manufacturing, n.e.c. }				
C331	Repair of fabricated metal products, machinery and equipment	21	295,408	271,423	2,304
	<b>II - Cagayan Valley</b>	<b>403</b>	<b>13,792,368</b>	<b>11,113,540</b>	<b>386,246</b>
C101	Processing and preserving of meat	4	114,823	90,852	9,274

*Continued*

TABLE 5 - *Continued*

2009 PSIC Code	Region/ Industry Description	Number of Establishments	Intermediate Expense		
			Total	Raw Materials Used	Materials and Supplies Used
		(1)	(2)	(3)	(4)
C102	Processing and preserving of fish, crustaceans and mollusks	s	s	s	s
C103	Processing and preserving of fruits and vegetables	3	3,311	3,032	131
C105	Manufacture of dairy products	s	s	s	s
C106	Manufacture of grain mill products, starches and starch products	39	1,819,025	1,318,594	27,724
C107	Manufacture of other food products	194	3,059,737	2,779,860	40,646
C108	Manufacture of prepared animal feeds	5	119,165	70,059	11,416
C110	Manufacture of beverages	46	6,531,910	5,237,694	19,006
C120	Manufacture of tobacco products	s	s	s	s
C131	Spinning, weaving and finishing of textiles	s	s	s	s
C139	Manufacture of other textiles	s	s	s	s
C142	Custom tailoring and dressmaking	7	5,437	4,369	483
C162	Manufacture of products of wood, cork, straw and plaiting materials	3	4,539	3,963	178
C181	Printing and service activities related to printing	37	126,947	111,748	5,946
C182	Reproduction of recorded media	s	s	s	s
C192	Manufacture of refined petroleum products	s	s	s	s
C199	Manufacture of other fuel products	s	s	s	s
C201	Manufacture of basic chemicals	s	s	s	s
C231	Manufacture of glass and glass products	15	102,552	92,539	3,179
C239	Manufacture of non-metallic mineral products, n.e.c.				
C251	Manufacture of structural metal products, tanks, reservoirs and steam generators	4	85,685	76,864	8,470
C259	Manufacture of other fabricated metal products; metal working service activities	9	24,562	23,503	603
C282	Manufacture of special purpose machinery	3	516,905	115,706	233,029
C310	Manufacture of furniture	13	39,547	36,424	484
C321	Manufacture of jewelry, bijouterie and related articles	s	s	s	s
C329	Other manufacturing, n.e.c.	s	s	s	s
C331	Repair of fabricated metal products, machinery and equipment	9	5,289	826	1,834
<b>III - Central Luzon</b>		<b>2,456</b>	<b>755,494,334</b>	<b>634,436,477</b>	<b>59,272,086</b>
C101	Processing and preserving of meat	79	10,634,761	7,847,260	380,458
C102	Processing and preserving of fish, crustaceans and mollusks	23	2,483,363	2,036,662	189,897
C103	Processing and preserving of fruits and vegetables	18	4,809,392	2,323,574	1,695,240
C104	Manufacture of vegetable and animal oils and fats	3	44,385	26,539	4,220
C105	Manufacture of dairy products	11	1,408,889	1,270,897	34,113
C106	Manufacture of grain mill products, starches and starch products	134	7,964,998	6,785,030	222,978

*Continued*

TABLE 5 - *Continued*

2009 PSIC Code	Region/ Industry Description	Number of Establishments	Intermediate Expense		
			Total	Raw Materials Used	Materials and Supplies Used
		(1)	(2)	(3)	(4)
C107	Manufacture of other food products	619	35,630,228	27,009,926	775,950
C108	Manufacture of prepared animal feeds	53	24,433,409	22,558,077	627,496
C110	Manufacture of beverages	260	19,572,770	14,034,167	2,647,564
C120	Manufacture of tobacco products	s	s	s	s
C131	Spinning, weaving and finishing of textiles	17	1,893,692	491,144	834,819
C139	Manufacture of other textiles	44	1,503,791	1,238,934	55,097
C141	Manufacture of wearing apparel, except fur apparel	154	5,651,640	4,558,810	506,375
C142	Custom tailoring and dressmaking }	23	25,646	15,171	7,742
C143	Manufacture of knitted and crocheted apparel }				
C151	Tanning and dressing of leather; manufacture of luggage and handbags	10	487,760	329,621	81,926
C152	Manufacture of footwear	11	1,942,081	1,703,717	111,316
C161	Sawmilling and planing of wood }	33	518,238	271,746	112,950
C162	Manufacture of products of wood, cork, straw and plaiting materials }				
C170	Manufacture of paper and paper products	33	11,920,623	8,325,712	1,752,164
C181	Printing and service activities related to printing	123	1,350,612	1,150,765	139,032
C192	Manufacture of refined petroleum products	3	259,526,371	253,030,368	532,907
C201	Manufacture of basic chemicals	19	7,575,720	6,079,480	97,798
C202	Manufacture of other chemical products, n.e.c.	29	1,790,319	1,294,419	96,966
C210	Manufacture of pharmaceuticals, medicinal chemical and botanical products	19	819,420	701,196	67,246
C221	Manufacture of rubber products	11	10,375,812	8,164,264	487,361
C222	Manufacture of plastic products	90	10,391,764	8,494,930	615,445
C231	Manufacture of glass and glass products	8	530,346	368,389	116,516
C239	Manufacture of non-metallic mineral products, n.e.c.	137	36,383,284	22,415,753	618,633
C241	Manufacture of basic iron and steel	47	55,616,394	23,306,792	30,655,695
C242	Manufacture of basic precious and other non-ferrous metals	5	129,808	122,644	2,458
C243	Casting of metals	5	853,305	771,265	15,958
C251	Manufacture of structural metal products, tanks, reservoirs and steam generators	49	65,818,356	60,363,301	94,266
C252	Manufacture of weapons and ammunition }	37	10,648,335	8,668,955	1,206,040
C259	Manufacture of other fabricated metal products; metal working service activities }				
C261	Manufacture of electronic components	15	75,563,143	69,398,142	3,238,827
C262	Manufacture of computers and peripheral equipment and accessories	5	12,945,294	10,654,182	882,520
C264	Manufacture of consumer electronics }	4	212,367	95,531	2,620
C265	Manufacture of measuring, testing, navigating and control equipment; watches and clocks }				
C271	Manufacture of electric motors, generators, transformers and electricity distribution and control apparatus	9	991,688	378,006	589,624

*Continued*

TABLE 5 - *Continued*

2009 PSIC Code	Region/ Industry Description	Number of Establishments	Intermediate Expense		
			Total	Raw Materials Used	Materials and Supplies Used
		(1)	(2)	(3)	(4)
C272	Manufacture of batteries and accumulators	3	7,857,005	6,650,265	226,666
C273	Manufacture of wiring and wiring devices	8	6,831,548	6,539,815	109,839
C274	Manufacture of electric lighting equipment	7	1,019,444	860,916	123,692
C275	Manufacture of domestic appliances	5	1,803,650	1,660,888	91,210
C279	Manufacture of other electrical equipment	5	821,417	727,964	62,031
C281	Manufacture of general purpose machinery	13	498,501	267,878	69,282
C282	Manufacture of special purpose machinery	17	1,171,642	1,073,889	65,661
C291	Manufacture of motor vehicles	}			
C292	Manufacture of bodies (coachwork) for motor vehicles; manufacture of trailers and semi-trailers	}	589,860	568,592	1,768
C293	Manufacture of parts and accessories for motor vehicles	7	34,276,995	32,102,728	1,445,945
C301	Building of ships and boats	s	s	s	s
C303	Manufacture of air and spacecraft and related machinery	5	385,119	151,252	106,753
C309	Manufacture of transport equipment, n.e.c.	23	86,581	76,707	1,573
C310	Manufacture of furniture	94	2,248,335	1,825,317	149,539
C321	Manufacture of jewelry, bijouterie and related articles	13	145,376	116,999	19,205
C322	Manufacture of musical instruments	s	s	s	s
C323	Manufacture of sports goods	4	1,137,407	1,001,645	7,702
C324	Manufacture of games and toys	6	352,039	338,783	3,042
C325	Manufacture of medical and dental instruments and supplies	8	1,836,805	1,171,253	327,774
C329	Other manufacturing, n.e.c.	46	1,122,769	920,623	20,447
C331	Repair of fabricated metal products, machinery and equipment	43	8,192,040	627,278	6,753,605
C332	Installation of industrial machinery and equipment	s	s	s	s
	<b>IVA - CALABARZON</b>	<b>4,340</b>	<b>1,512,285,627</b>	<b>1,299,064,084</b>	<b>87,722,968</b>
C101	Processing and preserving of meat	51	17,610,590	14,460,815	514,742
C102	Processing and preserving of fish, crustaceans and mollusks	13	395,360	293,003	28,217
C103	Processing and preserving of fruits and vegetables	16	6,241,068	5,255,193	75,176
C104	Manufacture of vegetable and animal oils and fats	41	12,615,376	11,183,230	795,898
C105	Manufacture of dairy products	21	63,013,536	45,773,188	7,937,861
C106	Manufacture of grain mill products, starches and starch products	86	22,407,070	21,837,002	243,799
C107	Manufacture of other food products	1,144	57,857,884	43,083,374	7,940,142
C108	Manufacture of prepared animal feeds	79	18,171,264	17,219,377	254,299
C110	Manufacture of beverages	446	86,894,861	81,072,280	1,397,317
C120	Manufacture of tobacco products	3	2,471,691	2,145,673	11,123
C131	Spinning, weaving and finishing of textiles	10	716,612	314,616	197,717
C139	Manufacture of other textiles	35	7,073,854	5,746,395	226,100
C141	Manufacture of wearing apparel, except fur apparel	259	11,483,118	7,435,338	2,860,196

*Continued*

TABLE 5 - *Continued*

2009 PSIC Code	Region/ Industry Description	Number of Establishments	Intermediate Expense		
			Total	Raw Materials Used	Materials and Supplies Used
		(1)	(2)	(3)	(4)
C142	Custom tailoring and dressmaking	88	95,356	43,815	25,100
C143	Manufacture of knitted and crocheted apparel	3	440,630	325,221	101,883
C151	Tanning and dressing of leather; manufacture of luggage and handbags	6	137,610	117,601	3,233
C152	Manufacture of footwear	36	3,529,492	2,582,402	410,716
C161	Sawmilling and planing of wood	89	34,825,166	32,000,454	1,445,712
C162	Manufacture of products of wood, cork, straw and plaiting materials				
C170	Manufacture of paper and paper products	68	16,142,906	13,621,749	1,468,031
C181	Printing and service activities related to printing	145	16,930,597	16,175,361	102,099
C182	Reproduction of recorded media	s	s	s	s
C192	Manufacture of refined petroleum products	6	116,983,927	110,359,223	1,812,596
C199	Manufacture of other fuel products				
C201	Manufacture of basic chemicals	37	41,174,269	36,336,206	222,489
C202	Manufacture of other chemical products, n.e.c.	89	29,422,154	27,009,209	345,492
C210	Manufacture of pharmaceuticals, medicinal chemical and botanical products	30	13,072,133	10,243,167	700,871
C221	Manufacture of rubber products	36	3,194,012	1,792,936	1,197,506
C222	Manufacture of plastic products	170	35,237,280	26,671,567	2,690,741
C231	Manufacture of glass and glass products	26	11,063,322	3,217,570	3,071,248
C239	Manufacture of non-metallic mineral products, n.e.c.	116	43,188,676	30,361,551	774,932
C241	Manufacture of basic iron and steel	79	43,498,574	36,451,861	3,953,366
C242	Manufacture of basic precious and other non-ferrous metals	9	3,592,725	3,383,990	151,028
C243	Casting of metals	15	6,338,038	4,804,430	380,009
C251	Manufacture of structural metal products, tanks, reservoirs and steam generators	102	10,293,190	7,229,051	320,724
C259	Manufacture of other fabricated metal products; metal working service activities	222	38,642,672	31,638,679	3,283,725
C261	Manufacture of electronic components	99	207,636,601	163,083,498	19,739,189
C262	Manufacture of computers and peripheral equipment and accessories	24	20,787,694	16,625,960	2,587,979
C263	Manufacture of communication equipment	8	1,344,138	1,164,920	110,943
C264	Manufacture of consumer electronics	10	11,363,846	10,542,007	442,258
C265	Manufacture of measuring, testing, navigating and control equipment; watches and clocks	6	2,661,829	2,431,874	175,192
C267	Manufacture of optical instruments and photographic equipment	7	9,041,859	8,021,468	447,309
C271	Manufacture of electric motors, generators, transformers and electricity distribution and control apparatus	25	11,206,455	9,747,962	687,118
C272	Manufacture of batteries and accumulators	4	927,020	651,120	132,068
C273	Manufacture of wiring and wiring devices	24	11,794,519	11,007,339	250,800
C274	Manufacture of electric lighting equipment	15	5,075,526	3,986,490	377,057

*Continued*

TABLE 5 - Continued

2009 PSIC Code	Region/ Industry Description	Number of Establishments	Intermediate Expense		
			Total	Raw Materials Used	Materials and Supplies Used
		(1)	(2)	(3)	(4)
C275	Manufacture of domestic appliances	14	2,926,657	2,272,685	475,673
C279	Manufacture of other electrical equipment	12	3,047,005	2,682,417	39,217
C281	Manufacture of general purpose machinery	48	30,908,750	29,241,608	875,105
C282	Manufacture of special purpose machinery	76	15,073,279	10,645,807	1,816,790
C291	Manufacture of motor vehicles	13	177,686,848	174,538,938	843,523
C292	Manufacture of bodies (coachwork) for motor vehicles; manufacture of trailers and semi-trailers	14	2,509,564	2,303,314	77,453
C293	Manufacture of parts and accessories for motor vehicles	71	113,533,400	103,958,330	4,554,263
C301	Building of ships and boats	5	347,292	113,980	39,168
C303	Manufacture of air and spacecraft and related machinery	19	68,434,433	59,144,808	8,370,358
C309	Manufacture of transport equipment, n.e.c.				
C310	Manufacture of furniture	92	4,636,591	4,140,563	71,347
C321	Manufacture of jewelry, bijouterie and related articles	5	188,383	108,648	62,278
C323	Manufacture of sports goods	9	1,481,443	1,304,348	44,875
C324	Manufacture of games and toys	6	283,998	245,673	7,568
C325	Manufacture of medical and dental instruments and supplies	16	32,239,023	29,188,755	443,245
C329	Other manufacturing, n.e.c.	27	801,905	627,696	83,858
C331	Repair of fabricated metal products, machinery and equipment	116	1,401,525	1,018,256	12,656
	<b>MIMAROPA</b>	<b>353</b>	<b>13,675,414</b>	<b>10,031,559</b>	<b>1,068,191</b>
C101	Processing and preserving of meat	s	s	s	s
C103	Processing and preserving of fruits and vegetables	s	s	s	s
C104	Manufacture of vegetable and animal oils and fats	3	119,604	95,704	8,818
C105	Manufacture of dairy products	s	s	s	s
C106	Manufacture of grain mill products, starches and starch products	89	1,736,118	1,547,037	32,279
C107	Manufacture of other food products	113	3,029,762	2,800,860	75,925
C110	Manufacture of beverages	61	53,269	10,744	5,239
C131	Spinning, weaving and finishing of textiles	s	s	s	s
C142	Custom tailoring and dressmaking	4	416	139	23
C151	Tanning and dressing of leather; manufacture of luggage and handbags	s	s	s	s
C162	Manufacture of products of wood, cork, straw and plaiting materials	s	s	s	s
C181	Printing and service activities related to printing	28	5,740	4,709	290
C192	Manufacture of refined petroleum products	s	s	s	s
C201	Manufacture of basic chemicals	5	4,282	2,171	1,324
C202	Manufacture of other chemical products, n.e.c.				
C210	Manufacture of pharmaceuticals, medicinal chemical and botanical products	s	s	s	s

Continued

TABLE 5 - *Continued*

2009 PSIC Code	Region/ Industry Description	Number of Establishments	Intermediate Expense		
			Total	Raw Materials Used	Materials and Supplies Used
		(1)	(2)	(3)	(4)
C222	Manufacture of plastic products	s	s	s	s
C239	Manufacture of non-metallic mineral products, n.e.c.	24	20,354	13,120	502
C242	Manufacture of basic precious and other non-ferrous metals	s	s	s	s
C259	Manufacture of other fabricated metal products; metal working service activities	6	3,508	882	186
C282	Manufacture of special purpose machinery	s	s	s	s
C310	Manufacture of furniture	4	1,489	618	761
C331	Repair of fabricated metal products, machinery and equipment	5	2,517	175	1,619
	<b>V - Bicol Region</b>	<b>760</b>	<b>28,243,757</b>	<b>18,783,477</b>	<b>5,338,828</b>
C101	Processing and preserving of meat	15	101,844	3,852	76,504
C102	Processing and preserving of fish, crustaceans and mollusks	24	256,547	232,824	1,431
C103	Processing and preserving of fruits and vegetables	7	50,709	24,440	20,997
C104	Manufacture of vegetable and animal oils and fats	7	3,183,991	2,801,760	41,277
C105	Manufacture of dairy products	4	230,049	182,514	37,502
C106	Manufacture of grain mill products, starches and starch products	127	2,601,302	2,200,870	44,152
C107	Manufacture of other food products	261	864,248	576,015	158,431
C108	Manufacture of prepared animal feeds	5	3,025,346	2,828,758	25,653
C110	Manufacture of beverages	84	3,932,534	2,423,601	968,215
C120	Manufacture of tobacco products	s	s	s	s
C131	Spinning, weaving and finishing of textiles	4	479	247	169
C139	Manufacture of other textiles	10	375,382	370,824	450
C141	Manufacture of wearing apparel, except fur apparel	34	17,996	12,969	2,841
C142	Custom tailoring and dressmaking				
C152	Manufacture of footwear	s	s	s	s
C162	Manufacture of products of wood, cork, straw and plaiting materials	19	197,145	140,569	17,226
C170	Manufacture of paper and paper products	s	s	s	s
C181	Printing and service activities related to printing	63	366,388	39,374	260,606
C192	Manufacture of refined petroleum products	s	s	s	s
C201	Manufacture of basic chemicals	3	5,569	5,109	355
C210	Manufacture of pharmaceuticals, medicinal chemical and botanical products	s	s	s	s
C231	Manufacture of glass and glass products	19	2,780,815	1,608,143	147,053
C239	Manufacture of non-metallic mineral products, n.e.c.				
C241	Manufacture of basic iron and steel	5	8,639,219	3,900,870	3,522,872
C242	Manufacture of basic precious and other non-ferrous metals				

*Continued*



TABLE 5 - *Continued*

2009 PSIC Code	Region/ Industry Description	Number of Establishments	Intermediate Expense		
			Total	Raw Materials Used	Materials and Supplies Used
		(1)	(2)	(3)	(4)
C251	Manufacture of structural metal products, tanks, reservoirs and steam generators	4	78,510	75,454	84
C259	Manufacture of other fabricated metal products; metal working service activities	22	16,283	2,940	1,750
C282	Manufacture of special purpose machinery	3	18,738	17,139	694
C293	Manufacture of parts and accessories for motor vehicles	s	s	s	s
C310	Manufacture of furniture	14	100,367	91,568	4,035
C329	Other manufacturing, n.e.c.	9	9,037	6,687	2,177
C331	Repair of fabricated metal products, machinery and equipment	9	2,486	350	1,283
	<b>VI - Western Visayas</b>	<b>1,208</b>	<b>54,427,390</b>	<b>41,335,885</b>	<b>6,079,034</b>
C101	Processing and preserving of meat	15	84,203	51,490	4,533
C102	Processing and preserving of fish, crustaceans and mollusks	20	256,740	212,319	7,803
C103	Processing and preserving of fruits and vegetables	3	7,665	5,989	140
C104	Manufacture of vegetable and animal oils and fats	3	175,490	163,611	962
C105	Manufacture of dairy products	4	4,591	3,223	967
C106	Manufacture of grain mill products, starches and starch products	77	3,347,630	2,935,366	79,975
C107	Manufacture of other food products	594	24,982,362	18,968,383	1,759,674
C108	Manufacture of prepared animal feeds	3	3,109,479	2,911,002	60,737
C110	Manufacture of beverages	180	9,730,383	6,511,226	2,102,059
C131	Spinning, weaving and finishing of textiles	5	77,710	74,720	170
C139	Manufacture of other textiles	3	2,199	1,523	133
C141	Manufacture of wearing apparel, except fur apparel	12	41,995	28,955	686
C142	Custom tailoring and dressmaking	28	212,321	205,732	1,488
C161	Sawmilling and planing of wood	11	55,071	40,048	6,355
C162	Manufacture of products of wood, cork, straw and plaiting materials				
C170	Manufacture of paper and paper products	s	s	s	s
C181	Printing and service activities related to printing	79	211,927	191,155	6,212
C199	Manufacture of other fuel products	s	s	s	s
C201	Manufacture of basic chemicals	10	8,571,541	5,864,649	1,980,908
C202	Manufacture of other chemical products, n.e.c.	3	4,336	2,903	724
C210	Manufacture of pharmaceuticals, medicinal chemical and botanical products	4	68,953	57,250	3,256
C222	Manufacture of plastic products	8	714,083	606,904	17,642
C231	Manufacture of glass and glass products	49	1,196,841	1,161,678	2,423
C239	Manufacture of non-metallic mineral products, n.e.c.				
C241	Manufacture of basic iron and steel				
C243	Casting of metals	8	249,196	244,296	1,183

*Continued*

TABLE 5 - *Continued*

2009 PSIC Code	Region/ Industry Description	Number of Establishments	Intermediate Expense		
			Total	Raw Materials Used	Materials and Supplies Used
		(1)	(2)	(3)	(4)
C251	Manufacture of structural metal products, tanks, reservoirs and steam generators	4	97,990	28,545	7,333
C259	Manufacture of other fabricated metal products; metal working service activities	12	126,727	118,483	1,478
C273	Manufacture of wiring and wiring devices	s	s	s	s
C275	Manufacture of domestic appliances	s	s	s	s
C282	Manufacture of special purpose machinery	4	256,443	243,776	586
C310	Manufacture of furniture	44	687,006	569,177	24,452
C329	Other manufacturing, n.e.c.	5	49,876	43,350	2,850
C331	Repair of fabricated metal products, machinery and equipment	19	95,696	82,665	3,436
	<b>VII - Central Visayas</b>	<b>2,853</b>	<b>249,978,896</b>	<b>199,588,337</b>	<b>23,621,206</b>
C101	Processing and preserving of meat	28	14,013,530	12,865,515	104,360
C102	Processing and preserving of fish, crustaceans and mollusks	36	5,621,266	4,739,230	251,791
C103	Processing and preserving of fruits and vegetables	15	4,128,254	3,692,766	180,407
C104	Manufacture of vegetable and animal oils and fats	11	4,670,481	4,489,153	42,726
C105	Manufacture of dairy products	7	906,682	731,913	117,104
C106	Manufacture of grain mill products, starches and starch products	40	2,152,136	1,915,860	41,832
C107	Manufacture of other food products	1,297	8,131,042	6,372,435	629,747
C108	Manufacture of prepared animal feeds	10	30,234,070	28,402,881	188,944
C110	Manufacture of beverages	367	32,658,530	29,849,724	965,232
C131	Spinning, weaving and finishing of textiles	3	3,252	2,910	30
C139	Manufacture of other textiles	18	109,230	84,678	8,589
C141	Manufacture of wearing apparel, except fur apparel	43	3,504,199	1,513,381	219,131
C142	Custom tailoring and dressmaking	24	13,486	7,800	1,056
C151	Tanning and dressing of leather; manufacture of luggage and handbags	s	s	s	s
C152	Manufacture of footwear	14	541,376	407,051	36,268
C161	Sawmilling and planing of wood	29	825,385	738,584	14,255
C162	Manufacture of products of wood, cork, straw and plaiting materials				
C170	Manufacture of paper and paper products	24	3,518,775	3,140,571	63,860
C181	Printing and service activities related to printing	222	4,803,666	4,335,809	119,850
C199	Manufacture of other fuel products	s	s	s	s
C201	Manufacture of basic chemicals	19	6,361,932	6,166,847	59,102
C202	Manufacture of other chemical products, n.e.c.	36	3,839,287	3,431,578	110,942
C203	Manufacture of man-made fibers				
C210	Manufacture of pharmaceuticals, medicinal chemical and botanical products				
		8	961,805	877,059	51,785

*Continued*

TABLE 5 - *Continued*

2009 PSIC Code	Region/ Industry Description	Number of Establishments	Intermediate Expense		
			Total	Raw Materials Used	Materials and Supplies Used
		(1)	(2)	(3)	(4)
C221	Manufacture of rubber products	9	1,658,486	1,242,281	178,031
C222	Manufacture of plastic products	70	8,711,505	7,872,166	118,640
C231	Manufacture of glass and glass products	9	677,001	497,797	76,222
C239	Manufacture of non-metallic mineral products, n.e.c.	76	15,466,619	6,573,450	2,763,542
C241	Manufacture of basic iron and steel	27	20,338,317	7,100,571	11,639,920
C242	Manufacture of basic precious and other non-ferrous metals				
C243	Casting of metals				
C251	Manufacture of structural metal products, tanks, reservoirs and steam generators	19	1,119,869	1,035,074	1,952
C252	Manufacture of weapons and ammunition	s	s	s	s
C259	Manufacture of other fabricated metal products; metal working service activities	47	1,910,811	1,282,258	349,596
C261	Manufacture of electronic components	13	12,624,990	7,333,514	2,258,479
C262	Manufacture of computers and peripheral equipment and accessories	4	3,816,272	3,004,156	390,917
C263	Manufacture of communication equipment				
C265	Manufacture of measuring, testing, navigating and control equipment; watches and clocks				
C267	Manufacture of optical instruments and photographic equipment	13	3,884,305	3,024,902	424,668
C271	Manufacture of electric motors, generators, transformers and electricity distribution and control apparatus	3	643,016	544,424	58,649
C273	Manufacture of wiring and wiring devices	s	s	s	s
C274	Manufacture of electric lighting equipment	4	668,996	618,469	25,308
C275	Manufacture of domestic appliances	3	1,290,138	1,217,916	32,786
C281	Manufacture of general purpose machinery	8	2,167,610	1,904,030	149,305
C282	Manufacture of special purpose machinery	7	226,092	170,214	29,300
C291	Manufacture of motor vehicles	8	2,808,076	2,792,679	5,632
C292	Manufacture of bodies (coachwork) for motor vehicles; manufacture of trailers and semi-trailers	10	8,406,075	7,791,035	233,065
C293	Manufacture of parts and accessories for motor vehicles				
C301	Building of ships and boats	6	4,141,005	3,614,230	52,578
C309	Manufacture of transport equipment, n.e.c.	s	s	s	s
C310	Manufacture of furniture	133	5,629,963	4,639,080	482,253
C321	Manufacture of jewelry, bijouterie and related articles	37	470,330	302,557	71,953
C322	Manufacture of musical instruments	s	s	s	s
C323	Manufacture of sports goods	s	s	s	s
C324	Manufacture of games and toys	3	820,485	735,454	29,980
C325	Manufacture of medical and dental instruments and supplies	5	1,050,787	887,043	20,397
C329	Other manufacturing, n.e.c.	18	219,373	93,023	72,193

*Continued*

TABLE 5 - *Continued*

2009 PSIC Code	Region/ Industry Description	Number of Establishments	Intermediate Expense		
			Total	Raw Materials Used	Materials and Supplies Used
		(1)	(2)	(3)	(4)
C331	Repair of fabricated metal products, machinery and equipment	54	20,201,602	18,722,745	270,849
	<b>VIII - Eastern Visayas</b>	<b>871</b>	<b>26,747,443</b>	<b>17,568,886</b>	<b>5,794,832</b>
C101	Processing and preserving of meat	s	s	s	s
C102	Processing and preserving of fish, crustaceans and mollusks	3	257,108	203,591	15,769
C103	Processing and preserving of fruits and vegetables	s	s	s	s
C104	Manufacture of vegetable and animal oils and fats	6	3,197,065	2,972,598	68,796
C106	Manufacture of grain mill products, starches and starch products	97	808,957	661,957	477
C107	Manufacture of other food products	529	4,210,050	3,932,313	109,468
C110	Manufacture of beverages	108	677,249	449,119	136,582
C139	Manufacture of other textiles	s	s	s	s
C142	Custom tailoring and dressmaking	3	1,186	966	21
C162	Manufacture of products of wood, cork, straw and plaiting materials	s	s	s	s
C170	Manufacture of paper and paper products	3	472,774	354,751	59,976
C181	Printing and service activities related to printing	36	36,143	4,799	27,555
C192	Manufacture of refined petroleum products	s	s	s	s
C201	Manufacture of basic chemicals	7	1,041,570	870,020	6,336
C202	Manufacture of other chemical products, n.e.c.				
C210	Manufacture of pharmaceuticals, medicinal chemical and botanical products				
C221	Manufacture of rubber products	s	s	s	s
C222	Manufacture of plastic products	s	s	s	s
C231	Manufacture of glass and glass products	6	22,825	15,376	5,301
C239	Manufacture of non-metallic mineral products, n.e.c.	18	345,682	219,588	13,206
C242	Manufacture of basic precious and other non-ferrous metals	s	s	s	s
C243	Casting of metals	s	s	s	s
C251	Manufacture of structural metal products, tanks, reservoirs and steam generators	s	s	s	s
C259	Manufacture of other fabricated metal products; metal working service activities	18	104,162	450	102,758
C273	Manufacture of wiring and wiring devices	s	s	s	s
C282	Manufacture of special purpose machinery	s	s	s	s
C310	Manufacture of furniture	9	3,206	2,107	731
C329	Other manufacturing, n.e.c.	7	51,569	42,450	653
C331	Repair of fabricated metal products, machinery and equipment	6	5,908	4,995	692

*Continued*

TABLE 5 - *Continued*

2009 PSIC Code	Region/ Industry Description	Number of Establishments	Intermediate Expense		
			Total	Raw Materials Used	Materials and Supplies Used
		(1)	(2)	(3)	(4)
	<b>IX - Zamboanga Peninsula</b>	<b>522</b>	<b>21,771,954</b>	<b>18,833,324</b>	<b>375,795</b>
C101	Processing and preserving of meat	6	255,202	234,736	3,940
C102	Processing and preserving of fish, crustaceans and mollusks	23	4,524,224	3,123,803	129,994
C103	Processing and preserving of fruits and vegetables	s	s	s	s
C104	Manufacture of vegetable and animal oils and fats	4	5,433,950	5,221,896	21,012
C105	Manufacture of dairy products	s	s	s	s
C106	Manufacture of grain mill products, starches and starch products	79	92,178	2,795	12,476
C107	Manufacture of other food products	244	1,929,110	1,795,013	4,255
C108	Manufacture of prepared animal feeds	s	s	s	s
C110	Manufacture of beverages	53	7,363,875	6,696,556	69,684
C142	Custom tailoring and dressmaking	10	4,664	3,012	185
C161	Sawmilling and planing of wood	3	311,572	276,470	15,281
C162	Manufacture of products of wood, cork, straw and plaiting materials				
C181	Printing and service activities related to printing	33	41,500	26,349	3,035
C202	Manufacture of other chemical products, n.e.c.	s	s	s	s
C221	Manufacture of rubber products	5	64,045	37,176	3,693
C222	Manufacture of plastic products	3	32,669	29,453	303
C231	Manufacture of glass and glass products	12	50,717	41,778	902
C239	Manufacture of non-metallic mineral products, n.e.c.				
C241	Manufacture of basic iron and steel	s	s	s	s
C251	Manufacture of structural metal products, tanks, reservoirs and steam generators	s	s	s	s
C259	Manufacture of other fabricated metal products; metal working service activities	5	1,526,800	1,258,416	93,343
C301	Building of ships and boats	s	s	s	s
C310	Manufacture of furniture	13	74,989	61,186	528
C324	Manufacture of games and toys	7	13,820	665	845
C329	Other manufacturing, n.e.c.				
C331	Repair of fabricated metal products, machinery and equipment	14	26,667	3,949	15,028
	<b>X - Northern Mindanao</b>	<b>774</b>	<b>113,472,108</b>	<b>95,370,748</b>	<b>6,181,611</b>
C101	Processing and preserving of meat	14	313,800	93,843	131,906
C102	Processing and preserving of fish, crustaceans and mollusks	s	s	s	s
C103	Processing and preserving of fruits and vegetables	12	12,792,046	9,711,402	103,844
C104	Manufacture of vegetable and animal oils and fats	10	4,400,437	3,708,399	72,924
C105	Manufacture of dairy products	6	14,854,658	12,167,764	1,555,957

*Continued*

TABLE 5 - Continued

2009 PSIC Code	Region/ Industry Description	Number of Establishments	Intermediate Expense		
			Total	Raw Materials Used	Materials and Supplies Used
		(1)	(2)	(3)	(4)
C106	Manufacture of grain mill products, starches and starch products	85	18,948,918	17,894,548	256,853
C107	Manufacture of other food products	311	11,132,614	9,271,729	568,787
C108	Manufacture of prepared animal feeds	6	158,178	132,126	18,366
C110	Manufacture of beverages	51	21,778,752	17,661,158	1,671,521
C139	Manufacture of other textiles	s	s	s	s
C141	Manufacture of wearing apparel, except fur apparel	4	31,073	26,758	1,253
C142	Custom tailoring and dressmaking	25	14,659	10,110	3,390
C152	Manufacture of footwear	s	s	s	s
C161	Sawmilling and planing of wood	21	1,018,879	961,594	5,608
C162	Manufacture of products of wood, cork, straw and plaiting materials	9	100,821	74,535	8,006
C170	Manufacture of paper and paper products	8	4,434,681	4,016,232	55,815
C181	Printing and service activities related to printing	70	2,117,853	1,844,350	14,943
C192	Manufacture of refined petroleum products	s	s	s	s
C201	Manufacture of basic chemicals	10	16,287,796	14,293,289	1,591,804
C202	Manufacture of other chemical products, n.e.c.	4	1,225,132	1,067,095	47,109
C210	Manufacture of pharmaceuticals, medicinal chemical and botanical products	s	s	s	s
C221	Manufacture of rubber products	s	s	s	s
C222	Manufacture of plastic products	5	91,104	78,599	3,873
C231	Manufacture of glass and glass products	27	561,634	544,497	3,403
C239	Manufacture of non-metallic mineral products, n.e.c.				
C241	Manufacture of basic iron and steel	11	2,378,451	1,203,364	37,235
C243	Casting of metals	s	s	s	s
C251	Manufacture of structural metal products, tanks, reservoirs and steam generators	5	3,026	996	225
C252	Manufacture of weapons and ammunition	s	s	s	s
C259	Manufacture of other fabricated metal products; metal working service activities	11	102,717	90,198	2,607
C282	Manufacture of special purpose machinery	4	208,467	145,423	2,763
C291	Manufacture of motor vehicles	4	11,125	9,232	922
C292	Manufacture of bodies (coachwork) for motor vehicles; manufacture of trailers and semi-trailers	s	s	s	s
C310	Manufacture of furniture	13	130,523	117,392	7,182
C321	Manufacture of jewelry, bijouterie and related articles	3	36,138	31,906	1,370
C324	Manufacture of games and toys				
C325	Manufacture of medical and dental instruments and supplies				
C329	Other manufacturing, n.e.c.				
C331	Repair of fabricated metal products, machinery and equipment	28	66,744	44,279	1,096

Continued

TABLE 5 - *Continued*

2009 PSIC Code	Region/ Industry Description	Number of Establishments	Intermediate Expense		
			Total	Raw Materials Used	Materials and Supplies Used
		(1)	(2)	(3)	(4)
	<b>XI - Davao Region</b>	<b>1,173</b>	<b>78,718,380</b>	<b>64,465,869</b>	<b>2,993,457</b>
C101	Processing and preserving of meat	14	5,743,058	5,408,981	148,543
C102	Processing and preserving of fish, crustaceans and mollusks	3	20,662	7,783	4,975
C103	Processing and preserving of fruits and vegetables	15	661,366	505,488	23,071
C104	Manufacture of vegetable and animal oils and fats	19	18,205,798	13,754,298	659,402
C105	Manufacture of dairy products	3	3,831	2,452	705
C106	Manufacture of grain mill products, starches and starch products	70	4,255,682	3,478,524	96,750
C107	Manufacture of other food products	551	12,476,850	10,663,929	268,917
C108	Manufacture of prepared animal feeds	11	1,322,942	1,246,834	11,885
C110	Manufacture of beverages	64	3,064,582	1,090,905	461,738
C120	Manufacture of tobacco products	s	s	s	s
C131	Spinning, weaving and finishing of textiles	4	23,699	11,624	1,028
C139	Manufacture of other textiles	9	108,989	91,155	5,127
C141	Manufacture of wearing apparel, except fur apparel	4	6,641	6,446	8
C142	Custom tailoring and dressmaking	53	198,343	159,927	30,665
C152	Manufacture of footwear	4	6,687	6,117	63
C161	Sawmilling and planing of wood	22	633,201	533,924	60,129
C162	Manufacture of products of wood, cork, straw and plaiting materials				
C170	Manufacture of paper and paper products	13	7,001,308	6,626,510	35,896
C181	Printing and service activities related to printing	78	1,726,524	1,531,233	30,846
C192	Manufacture of refined petroleum products	s	s	s	s
C201	Manufacture of basic chemicals	11	724,954	599,745	13,685
C202	Manufacture of other chemical products, n.e.c.	17	4,775,295	4,435,802	73,556
C210	Manufacture of pharmaceuticals, medicinal chemical and botanical products	4	14,720	12,528	926
C221	Manufacture of rubber products	4	381,977	359,297	9,663
C222	Manufacture of plastic products	28	3,848,111	3,468,604	27,669
C231	Manufacture of glass and glass products	4	30,007	20,606	2,137
C239	Manufacture of non-metallic mineral products, n.e.c.	20	4,469,485	1,794,303	887,794
C241	Manufacture of basic iron and steel	17	404,375	380,775	3,865
C242	Manufacture of basic precious and other non-ferrous metals	4	219,494	196,336	8,103
C243	Casting of metals	s	s	s	s
C251	Manufacture of structural metal products, tanks, reservoirs and steam generators	12	4,428,444	4,320,609	26,599
C252	Manufacture of weapons and ammunition	s	s	s	s
C259	Manufacture of other fabricated metal products; metal working service activities	23	1,495,531	1,431,855	3,268

*Continued*

TABLE 5 - Continued

2009 PSIC Code	Region/ Industry Description	Number of Establishments	Intermediate Expense		
			Total	Raw Materials Used	Materials and Supplies Used
		(1)	(2)	(3)	(4)
C265	Manufacture of measuring, testing, navigating and control equipment; watches and clocks	s	s	s	s
C275	Manufacture of domestic appliances	s	s	s	s
C279	Manufacture of other electrical equipment	s	s	s	s
C281	Manufacture of general purpose machinery	3	14,497	7,952	115
C282	Manufacture of special purpose machinery	6	4,398	3,575	25
C291	Manufacture of motor vehicles	s	s	s	s
C293	Manufacture of parts and accessories for motor vehicles	s	s	s	s
C301	Building of ships and boats	}	681,837	667,688	6,520
C309	Manufacture of transport equipment, n.e.c.				
C310	Manufacture of furniture	27	1,072,471	1,064,845	1,347
C321	Manufacture of jewelry, bijouterie and related articles	s	s	s	s
C329	Other manufacturing, n.e.c.	6	60,774	13,452	43,453
C331	Repair of fabricated metal products, machinery and equipment	37	85,236	30,406	40,625
	<b>XII - SOCCSKSARGEN</b>	<b>629</b>	<b>45,336,828</b>	<b>37,867,605</b>	<b>3,292,780</b>
C101	Processing and preserving of meat	9	816,352	650,167	44,454
C102	Processing and preserving of fish, crustaceans and mollusks	24	20,581,791	18,771,669	773,936
C103	Processing and preserving of fruits and vegetables	3	4,035,378	1,677,738	1,105,278
C104	Manufacture of vegetable and animal oils and fats	5	2,959,514	1,755,224	828,814
C105	Manufacture of dairy products	s	s	s	s
C106	Manufacture of grain mill products, starches and starch products	110	6,725,010	6,432,118	19,414
C107	Manufacture of other food products	203	2,977,306	2,646,495	189,000
C108	Manufacture of prepared animal feeds	5	389,760	297,911	18,820
C110	Manufacture of beverages	37	28,095	16,113	1,505
C131	Spinning, weaving and finishing of textiles	}	35,752	35,321	37
C139	Manufacture of other textiles				
C141	Manufacture of wearing apparel, except fur apparel	4	4,105	3,223	37
C142	Custom tailoring and dressmaking	8	3,875	3,382	74
C152	Manufacture of footwear	s	s	s	s
C161	Sawmilling and planing of wood	3	47,513	41,479	91
C162	Manufacture of products of wood, cork, straw and plaiting materials	5	61,275	41,027	8,363
C170	Manufacture of paper and paper products	s	s	s	s
C181	Printing and service activities related to printing	70	1,019,516	797,664	40,441
C192	Manufacture of refined petroleum products	s	s	s	s
C201	Manufacture of basic chemicals	4	75,155	67,829	419
C202	Manufacture of other chemical products, n.e.c.	5	66,504	51,946	130

Continued



TABLE 5 - *Continued*

2009 PSIC Code	Region/ Industry Description	Number of Establishments	Intermediate Expense		
			Total	Raw Materials Used	Materials and Supplies Used
		(1)	(2)	(3)	(4)
C210	Manufacture of pharmaceuticals, medicinal chemical and botanical products	s	s	s	s
C221	Manufacture of rubber products	5	118,068	112,547	1,164
C222	Manufacture of plastic products	s	s	s	s
C231	Manufacture of glass and glass products	20	607,546	601,669	242
C239	Manufacture of non-metallic mineral products, n.e.c.				
C241	Manufacture of basic iron and steel	4	14,760	14,007	10
C243	Casting of metals	s	s	s	s
C251	Manufacture of structural metal products, tanks, reservoirs and steam generators	4	57,386	50,690	80
C259	Manufacture of other fabricated metal products; metal working service activities	38	3,134,898	2,893,258	113,110
C282	Manufacture of special purpose machinery	4	3,075	2,876	22
C301	Building of ships and boats	3	68,729	25,358	169
C309	Manufacture of transport equipment, n.e.c.				
C310	Manufacture of furniture	11	122,435	44,028	53,301
C323	Manufacture of sports goods	s	s	s	s
C331	Repair of fabricated metal products, machinery and equipment	31	719,988	256,486	44,980
	<b>XIII - Caraga</b>	<b>440</b>	<b>19,384,316</b>	<b>3,149,743</b>	<b>10,548,784</b>
C101	Processing and preserving of meat	4	38,685	-	9,335
C102	Processing and preserving of fish, crustaceans and mollusks	s	s	s	s
C103	Processing and preserving of fruits and vegetables	s	s	s	s
C104	Manufacture of vegetable and animal oils and fats	5	1,001,238	510,965	317,322
C106	Manufacture of grain mill products, starches and starch products	49	145,534	68,131	3,171
C107	Manufacture of other food products	185	518,715	256,632	106,505
C108	Manufacture of prepared animal feeds	s	s	s	s
C110	Manufacture of beverages	71	59,407	2,503	7,888
C139	Manufacture of other textiles	s	s	s	s
C142	Custom tailoring and dressmaking	9	936	428	303
C152	Manufacture of footwear	s	s	s	s
C161	Sawmilling and planing of wood	5	35,143	7,098	14,182
C162	Manufacture of products of wood, cork, straw and plaiting materials	10	1,285,998	613,669	447,459
C181	Printing and service activities related to printing	33	63,172	51,234	1,328
C199	Manufacture of other fuel products	s	s	s	s
C201	Manufacture of basic chemicals	5	407,138	351,847	8,657
C202	Manufacture of other chemical products, n.e.c.				
C221	Manufacture of rubber products	s	s	s	s

*Continued*

TABLE 5 - *Continued*

2009 PSIC Code	Region/ Industry Description	Number of Establishments	Intermediate Expense		
			Total	Raw Materials Used	Materials and Supplies Used
		(1)	(2)	(3)	(4)
C231	Manufacture of glass and glass products }	14	2,795,874	662,240	128,244
C239	Manufacture of non-metallic mineral products, n.e.c. }				
C241	Manufacture of basic iron and steel }				
C242	Manufacture of basic precious and other non-ferrous metals }	3	12,354,245	81,929	9,435,249
C251	Manufacture of structural metal products, tanks, reservoirs and steam generators }				
C259	Manufacture of other fabricated metal products; metal working service activities }				
C282	Manufacture of special purpose machinery	s	s	s	s
C301	Building of ships and boats	s	s	s	s
C309	Manufacture of transport equipment, n.e.c.	s	s	s	s
C310	Manufacture of furniture	10	36,991	34,444	233
C321	Manufacture of jewelry, bijouterie and related articles	4	935	605	119
C324	Manufacture of games and toys }	3	17,970	3,708	13,520
C329	Other manufacturing, n.e.c. }				
C331	Repair of fabricated metal products, machinery and equipment				
		10	98,270	8,742	47,820
	<b>Autonomous Region in Muslim Mindanao</b>	<b>57</b>	<b>1,800,135</b>	<b>1,362,383</b>	<b>72,924</b>
C101	Processing and preserving of meat	s	s	s	s
C104	Manufacture of vegetable and animal oils and fats	s	s	s	s
C106	Manufacture of grain mill products, starches and starch products	21	1,436,558	1,078,993	37,254
C107	Manufacture of other food products	18	9,139	6,647	594
C108	Manufacture of prepared animal feeds	s	s	s	s
C110	Manufacture of beverages	7	3,055	1,427	960
C142	Custom tailoring and dressmaking	s	s	s	s
C221	Manufacture of rubber products	s	s	s	s
C239	Manufacture of non-metallic mineral products, n.e.c.	s	s	s	s
C301	Building of ships and boats	s	s	s	s
C310	Manufacture of furniture	s	s	s	s

*Continued*

TABLE 5 - *Continued*

2009 PSIC Code	Region/ Industry Description	Intermediate Expense			
		Electricity	Water	Fuels, Lubricants, Oils and Greases Used	Industrial Service Done by Others
		(5)	(6)	(7)	(8)
	<b>Philippines</b>	<b>117,362,280</b>	<b>20,286,038</b>	<b>68,698,071</b>	<b>153,979,675</b>
C101	Processing and preserving of meat	2,454,662	391,286	794,651	4,207,230
C102	Processing and preserving of fish, crustaceans and mollusks	959,658	210,764	1,228,978	1,192,293
C103	Processing and preserving of fruits and vegetables	781,740	162,875	757,515	4,992,714
C104	Manufacture of vegetable and animal oils and fats	2,974,081	304,523	976,456	3,356,649
C105	Manufacture of dairy products	2,324,965	292,594	3,014,938	8,009,926
C106	Manufacture of grain mill products, starches and starch products	3,095,339	365,176	1,808,099	2,693,694
C107	Manufacture of other food products	10,671,988	1,743,563	8,200,271	10,575,130
C108	Manufacture of prepared animal feeds	1,598,769	257,448	630,588	2,054,751
C110	Manufacture of beverages	4,132,372	1,135,976	3,734,944	11,075,111
C120	Manufacture of tobacco products	360,778	225,401	154,763	724,645
C131	Spinning, weaving and finishing of textiles	759,584	147,303	114,000	348,111
C139	Manufacture of other textiles	742,621	184,025	257,814	1,025,058
C141	Manufacture of wearing apparel, except fur apparel	1,625,602	341,418	316,655	2,655,204
C142	Custom tailoring and dressmaking	49,985	18,554	39,684	29,868
C143	Manufacture of knitted and crocheted apparel	46,816	15,225	2,987	142,019
C151	Tanning and dressing of leather; manufacture of luggage and handbags	60,130	12,574	12,144	21,654
C152	Manufacture of footwear	614,126	66,471	106,159	222,780
C161	Sawmilling and planing of wood	37,980	2,422	29,012	88,977
C162	Manufacture of products of wood, cork, straw and plaiting materials	964,870	87,542	204,885	803,714
C170	Manufacture of paper and paper products	5,959,662	1,305,951	3,811,219	3,023,375
C181	Printing and service activities related to printing	1,081,005	170,268	827,734	1,824,627
C182	Reproduction of recorded media	20,749	1,504	19,359	61,547
C192	Manufacture of refined petroleum products	429,147	1,832,212	1,018,424	7,550,577
C199	Manufacture of other fuel products	24,946	4,054	23,124	19,579
C201	Manufacture of basic chemicals	1,834,210	267,091	4,686,847	2,127,898
C202	Manufacture of other chemical products, n.e.c.	1,823,536	463,472	532,580	3,107,188
C203	Manufacture of man-made fibers	26,617	4,481	2,079	5,486
C210	Manufacture of pharmaceuticals, medicinal chemical and botanical products	651,712	116,789	525,239	1,452,409
C221	Manufacture of rubber products	1,308,194	86,974	1,126,370	1,230,104
C222	Manufacture of plastic products	10,800,681	1,077,559	1,318,585	3,898,229
C231	Manufacture of glass and glass products	1,010,572	12,914	2,057,048	1,923,231
C239	Manufacture of non-metallic mineral products, n.e.c.	12,832,517	2,407,520	14,674,280	12,630,735
C241	Manufacture of basic iron and steel	12,831,900	2,495,403	3,809,755	2,086,635
C242	Manufacture of basic precious and other non-ferrous metals	105,543	11,174	2,905,615	5,836,835

*Continued*

TABLE 5 - *Continued*

2009 PSIC Code	Region/ Industry Description	Intermediate Expense			
		Electricity	Water	Fuels, Lubricants, Oils and Greases Used	Industrial Service Done by Others
		(5)	(6)	(7)	(8)
C243	Casting of metals	472,729	124,471	295,004	568,716
C251	Manufacture of structural metal products, tanks, reservoirs and steam generators	1,044,340	239,461	1,263,810	8,244,846
C252	Manufacture of weapons and ammunition	57,328	6,692	34,088	68,674
C259	Manufacture of other fabricated metal products; metal working service activities	2,294,721	451,721	1,718,020	5,045,759
C261	Manufacture of electronic components	14,616,172	1,273,443	1,245,613	19,083,622
C262	Manufacture of computers and peripheral equipment and accessories	1,441,225	126,351	241,797	1,182,691
C263	Manufacture of communication equipment	119,089	52,040	129,929	186,476
C264	Manufacture of consumer electronics	150,693	6,778	41,164	319,036
C265	Manufacture of measuring, testing, navigating and control equipment; watches and clocks	214,765	11,911	10,171	40,980
C267	Manufacture of optical instruments and photographic equipment	490,827	57,451	50,001	434,346
C271	Manufacture of electric motors, generators, transformers and electricity distribution and control apparatus	485,891	20,761	51,907	313,708
C272	Manufacture of batteries and accumulators	768,304	89,239	61,453	1,219,720
C273	Manufacture of wiring and wiring devices	388,283	58,369	156,722	365,633
C274	Manufacture of electric lighting equipment	412,075	13,657	37,272	355,313
C275	Manufacture of domestic appliances	137,863	39,791	91,159	88,270
C279	Manufacture of other electrical equipment	140,831	22,046	16,691	194,023
C281	Manufacture of general purpose machinery	460,802	74,124	190,036	1,326,542
C282	Manufacture of special purpose machinery	1,096,234	119,600	331,415	1,736,476
C291	Manufacture of motor vehicles	323,278	134,199	191,098	1,697,144
C292	Manufacture of bodies (coachwork) for motor vehicles; manufacture of trailers and semi-trailers	87,947	26,513	36,280	32,432
C293	Manufacture of parts and accessories for motor vehicles	2,176,770	171,308	1,055,726	2,922,895
C301	Building of ships and boats	265,387	19,651	33,166	1,553,861
C303	Manufacture of air and spacecraft and related machinery	443,049	39,818	230,964	554,492
C309	Manufacture of transport equipment, n.e.c.	245,701	54,670	135,094	427,653
C310	Manufacture of furniture	1,513,813	268,456	531,364	1,038,768
C321	Manufacture of jewelry, bijouterie and related articles	39,603	10,753	31,020	56,075
C322	Manufacture of musical instruments	1,320	302	291	495
C323	Manufacture of sports goods	41,452	8,253	6,927	233,366
C324	Manufacture of games and toys	109,958	19,334	7,604	11,140
C325	Manufacture of medical and dental instruments and supplies	1,104,190	240,708	93,645	1,702,054
C329	Other manufacturing, n.e.c.	178,149	29,276	122,852	374,378
C331	Repair of fabricated metal products, machinery and equipment	1,038,622	250,352	530,975	1,594,970
C332	Installation of industrial machinery and equipment	3,811	2,030	2,014	7,134

*Continued*

TABLE 5 - *Continued*

2009 PSIC Code	Region/ Industry Description	Intermediate Expense			
		Electricity	Water	Fuels, Lubricants, Oils and Greases Used	Industrial Service Done by Others
		(5)	(6)	(7)	(8)
	<b>National Capital Region</b>	<b>36,046,294</b>	<b>6,979,479</b>	<b>14,983,830</b>	<b>25,302,294</b>
C101	Processing and preserving of meat	255,035	39,385	144,313	518,312
C102	Processing and preserving of fish, crustaceans and mollusks	51,532	38,667	60,065	35,307
C103	Processing and preserving of fruits and vegetables	63,290	20,758	65,906	143,474
C104	Manufacture of vegetable and animal oils and fats	333,206	108,343	342,268	338,249
C105	Manufacture of dairy products	684,369	52,560	769,648	1,524,990
C106	Manufacture of grain mill products, starches and starch products	847,124	65,472	155,380	1,329,539
C107	Manufacture of other food products	2,849,775	611,607	1,623,818	1,894,984
C108	Manufacture of prepared animal feeds	130,281	7,946	122,766	179,959
C110	Manufacture of beverages	355,579	138,601	411,986	874,190
C120	Manufacture of tobacco products	243,987	205,926	46,085	537,860
C131	Spinning, weaving and finishing of textiles	435,875	27,572	36,794	75,581
C139	Manufacture of other textiles	484,402	134,597	104,126	137,750
C141	Manufacture of wearing apparel, except fur apparel	659,025	208,176	82,843	423,173
C142	Custom tailoring and dressmaking	21,548	7,288	34,029	21,136
C143	Manufacture of knitted and crocheted apparel	34,761	14,721	1,461	141,380
C151	Tanning and dressing of leather; manufacture of luggage and handbags	6,264	2,009	3,673	1,461
C152	Manufacture of footwear	168,385	31,681	22,378	22,446
C161	Sawmilling and planing of wood	14,494	297	974	2,137
C162	Manufacture of products of wood, cork, straw and plaiting materials	79,909	13,434	48,344	38,492
C170	Manufacture of paper and paper products	4,551,500	1,172,420	2,246,643	2,003,952
C181	Printing and service activities related to printing	356,512	96,007	368,315	1,258,878
C182	Reproduction of recorded media	1,309	461	37	1,945
C192	Manufacture of refined petroleum products	5,426	685	19,428	25,914
C199	Manufacture of other fuel products				
C201	Manufacture of basic chemicals	249,314	100,328	737,801	182,302
C202	Manufacture of other chemical products, n.e.c.	1,052,292	329,346	140,198	1,250,756
C203	Manufacture of man-made fibers				
C210	Manufacture of pharmaceuticals, medicinal chemical and botanical products	37,955	11,168	199,753	263,496
C221	Manufacture of rubber products	592,633	33,473	455,662	405,867
C222	Manufacture of plastic products	6,449,763	616,858	548,045	1,120,775
C231	Manufacture of glass and glass products	16,029	2,812	17,559	29,549
C239	Manufacture of non-metallic mineral products, n.e.c.	1,026,008	63,538	2,024,138	1,115,099
C241	Manufacture of basic iron and steel	9,523,023	1,994,044	1,464,447	730,834
C242	Manufacture of basic precious and other non-ferrous metals	63,249	5,314	16,644	11,484
C243	Casting of metals	20,162	1,420	41,339	520

*Continued*

TABLE 5 - *Continued*

2009 PSIC Code	Region/ Industry Description	Intermediate Expense			
		Electricity	Water	Fuels, Lubricants, Oils and Greases Used	Industrial Service Done by Others
		(5)	(6)	(7)	(8)
C251	Manufacture of structural metal products, tanks, reservoirs and steam generators	388,749	128,750	1,002,879	917,250
C252	Manufacture of weapons and ammunition	50,928	6,618	33,637	68,451
C259	Manufacture of other fabricated metal products; metal working service activities	709,036	171,225	902,417	2,554,628
C261	Manufacture of electronic components	933,632	55,426	8,480	2,164,233
C262	Manufacture of computers and peripheral equipment and accessories }	1,317	134	2,940	3,385
C263	Manufacture of communication equipment }				
C264	Manufacture of consumer electronics }				
C265	Manufacture of measuring, testing, navigating and control equipment; watches and clocks }	15,776	4,811	5,412	6,676
C267	Manufacture of optical instruments and photographic equipment }				
C271	Manufacture of electric motors, generators, transformers and electricity distribution and control apparatus				
C272	Manufacture of batteries and accumulators	11,750	2,545	9,005	13,590
C273	Manufacture of wiring and wiring devices	336,847	87,711	30,021	560,231
C274	Manufacture of electric lighting equipment	161,881	38,599	13,214	27,308
C275	Manufacture of domestic appliances	7,117	2,684	2,528	33,953
C279	Manufacture of other electrical equipment	49,345	8,028	16,520	13,300
C281	Manufacture of general purpose machinery	s	s	s	s
C282	Manufacture of special purpose machinery	117,847	26,092	47,348	781,216
C291	Manufacture of motor vehicles	135,545	22,327	71,614	141,004
C292	Manufacture of motor vehicles; manufacture of bodies (coachwork) for motor vehicles; manufacture of trailers and semi-trailers	11,087	1,652	3,251	11,448
C293	Manufacture of parts and accessories for motor vehicles	20,030	1,161	4,976	5,742
C301	Building of ships and boats	9,575	4,547	2,089	180,310
C303	Manufacture of air and spacecraft and related machinery }	23,711	5,928	12,883	156,519
C309	Manufacture of transport equipment, n.e.c. }				
C310	Manufacture of furniture	68,475	11,837	28,224	69,515
C321	Manufacture of jewelry, bijouterie and related articles	986,769	174,718	325,265	472,931
C322	Manufacture of musical instruments	5,078	2,183	1,656	5,763
C323	Manufacture of sports goods	s	s	s	s
C324	Manufacture of games and toys	7,580	3,087	2,022	9,238
C325	Manufacture of medical and dental instruments and supplies	43,402	2,469	2,998	1,210
C329	Other manufacturing, n.e.c.	25,506	5,329	3,533	16,849
C331	Repair of fabricated metal products, machinery and equipment	91,588	19,205	56,035	152,536
C332	Installation of industrial machinery and equipment	144,838	25,987	33,885	280,621
		s	s	s	s

*Continued*

TABLE 5 - *Continued*

2009 PSIC Code	Region/ Industry Description	Intermediate Expense			
		Electricity	Water	Fuels, Lubricants, Oils and Greases Used	Industrial Service Done by Others
		(5)	(6)	(7)	(8)
	<b>Cordillera Administrative Region</b>	<b>1,582,835</b>	<b>86,201</b>	<b>255,577</b>	<b>1,292,357</b>
C101	Processing and preserving of meat	s	s	s	s
C103	Processing and preserving of fruits and vegetables	2,051	30	3,901	35,177
C105	Manufacture of dairy products	s	s	s	s
C106	Manufacture of grain mill products, starches and starch products	109	6	359	151
C107	Manufacture of other food products	18,787	6,418	6,558	8,736
C110	Manufacture of beverages	5,596	1,332	8,077	340
C131	Spinning, weaving and finishing of textiles	2,455	1,031	1,110	3,391
C139	Manufacture of other textiles				
C141	Manufacture of wearing apparel, except fur apparel	s	s	s	s
C142	Custom tailoring and dressmaking	784	213	465	111
C162	Manufacture of products of wood, cork, straw and plaiting materials	s	s	s	s
C170	Manufacture of paper and paper products	s	s	s	s
C181	Printing and service activities related to printing	2,550	222	1,238	19,663
C201	Manufacture of basic chemicals	s	s	s	s
C202	Manufacture of other chemical products, n.e.c.	s	s	s	s
C221	Manufacture of rubber products	8,806	477	5,306	7
C222	Manufacture of plastic products				
C231	Manufacture of glass and glass products	s	s	s	s
C239	Manufacture of non-metallic mineral products, n.e.c.	s	s	s	s
C241	Manufacture of basic iron and steel	s	s	s	s
C242	Manufacture of basic precious and other non-ferrous metals	s	s	s	s
C251	Manufacture of structural metal products, tanks, reservoirs and steam generators	141	51	79	-
C259	Manufacture of other fabricated metal products; metal working service activities	74	34	43	37
C261	Manufacture of electronic components	1,288,148	60,074	14,021	921,753
C281	Manufacture of general purpose machinery	3,822	130	33	988
C282	Manufacture of special purpose machinery				
C303	Manufacture of air and spacecraft and related machinery	s	s	s	s
C310	Manufacture of furniture	s	s	s	s
C321	Manufacture of jewelry, bijouterie and related articles	s	s	s	s
C331	Repair of fabricated metal products, machinery and equipment	58	14	120	420
	<b>I - Ilocos Region</b>	<b>1,516,689</b>	<b>614,178</b>	<b>545,617</b>	<b>1,712,420</b>
C101	Processing and preserving of meat	100,731	3,327	15,171	176,746
C102	Processing and preserving of fish, crustaceans and mollusks	351	65	420	-

*Continued*

TABLE 5 - *Continued*

2009 PSIC Code	Region/ Industry Description	Intermediate Expense			
		Electricity	Water	Fuels, Lubricants, Oils and Greases Used	Industrial Service Done by Others
		(5)	(6)	(7)	(8)
C103	Processing and preserving of fruits and vegetables	s	s	s	s
C105	Manufacture of dairy products	s	s	s	s
C106	Manufacture of grain mill products, starches and starch products	62,022	3,140	129,427	204,423
C107	Manufacture of other food products	56,290	17,864	29,278	49,444
C108	Manufacture of prepared animal feeds	2,013	428	15,907	3,195
C110	Manufacture of beverages	426,919	58,931	199,165	760,144
C120	Manufacture of tobacco products	5,480	1,015	10,492	28,506
C131	Spinning, weaving and finishing of textiles	56	11	16	2,484
C141	Manufacture of wearing apparel, except fur apparel	60	21	132	22
C142	Custom tailoring and dressmaking	365	90	54	-
C162	Manufacture of products of wood, cork, straw and plaiting materials	519	64	337	375
C170	Manufacture of paper and paper products	s	s	s	s
C181	Printing and service activities related to printing	9,095	1,011	5,834	462
C201	Manufacture of basic chemicals	12,576	504	10,034	38,697
C202	Manufacture of other chemical products, n.e.c.				
C210	Manufacture of pharmaceuticals, medicinal chemical and botanical products				
C221	Manufacture of rubber products	s	s	s	s
C222	Manufacture of plastic products	s	s	s	s
C239	Manufacture of non-metallic mineral products, n.e.c.	784,705	519,218	73,989	406,948
C241	Manufacture of basic iron and steel	1,676	407	2,123	7,067
C251	Manufacture of structural metal products, tanks, reservoirs and steam generators	4,426	749	2,007	3,807
C259	Manufacture of other fabricated metal products; metal working service activities	476	180	610	59
C282	Manufacture of special purpose machinery	155	36	175	-
C292	Manufacture of bodies (coachwork) for motor vehicles; }	465	58	2,588	550
	manufacture of trailers and semi-trailers }				
C293	Manufacture of parts and accessories for motor vehicles }				
C309	Manufacture of transport equipment, n.e.c.	s	s	s	s
C310	Manufacture of furniture	17,114	1,128	1,506	114
C321	Manufacture of jewelry, bijouterie and related articles }	2,992	326	9,103	15,449
C324	Manufacture of games and toys }				
C329	Other manufacturing, n.e.c. }				
C331	Repair of fabricated metal products, machinery and equipment	6,307	786	12,946	1,642
	<b>II - Cagayan Valley</b>	<b>248,886</b>	<b>88,062</b>	<b>666,301</b>	<b>1,289,334</b>
C101	Processing and preserving of meat	523	193	7,025	6,955

*Continued*



TABLE 5 - *Continued*

2009 PSIC Code	Region/ Industry Description	Intermediate Expense			
		Electricity	Water	Fuels, Lubricants, Oils and Greases Used	Industrial Service Done by Others
		(5)	(6)	(7)	(8)
C102	Processing and preserving of fish, crustaceans and mollusks	s	s	s	s
C103	Processing and preserving of fruits and vegetables	42	19	9	78
C105	Manufacture of dairy products	s	s	s	s
C106	Manufacture of grain mill products, starches and starch products	22,190	4,382	433,818	12,318
C107	Manufacture of other food products	126,017	56,460	8,957	47,797
C108	Manufacture of prepared animal feeds	3,226	778	11,631	22,056
C110	Manufacture of beverages	34,461	3,566	108,374	1,128,811
C120	Manufacture of tobacco products	s	s	s	s
C131	Spinning, weaving and finishing of textiles	s	s	s	s
C139	Manufacture of other textiles	s	s	s	s
C142	Custom tailoring and dressmaking	262	76	222	24
C162	Manufacture of products of wood, cork, straw and plaiting materials	106	21	144	128
C181	Printing and service activities related to printing	5,225	1,686	2,149	193
C182	Reproduction of recorded media	s	s	s	s
C192	Manufacture of refined petroleum products	s	s	s	s
C199	Manufacture of other fuel products	s	s	s	s
C201	Manufacture of basic chemicals	s	s	s	s
C231	Manufacture of glass and glass products	1,996	276	4,523	38
C239	Manufacture of non-metallic mineral products, n.e.c.				
C251	Manufacture of structural metal products, tanks, reservoirs and steam generators	58	85	189	19
C259	Manufacture of other fabricated metal products; metal working service activities	149	29	85	193
C282	Manufacture of special purpose machinery	43,009	16,298	56,709	52,154
C310	Manufacture of furniture	1,586	181	719	152
C321	Manufacture of jewelry, bijouterie and related articles	s	s	s	s
C329	Other manufacturing, n.e.c.	s	s	s	s
C331	Repair of fabricated metal products, machinery and equipment	849	338	1,187	255
	<b>III - Central Luzon</b>	<b>19,452,483</b>	<b>5,203,357</b>	<b>9,218,816</b>	<b>27,911,116</b>
C101	Processing and preserving of meat	631,598	118,009	104,579	1,552,858
C102	Processing and preserving of fish, crustaceans and mollusks	85,900	34,093	29,467	107,345
C103	Processing and preserving of fruits and vegetables	56,136	21,869	85,380	627,194
C104	Manufacture of vegetable and animal oils and fats	756	228	9,494	3,149
C105	Manufacture of dairy products	67,163	26,310	6,385	4,021
C106	Manufacture of grain mill products, starches and starch products	537,040	108,260	224,982	86,707

*Continued*

TABLE 5 - *Continued*

2009 PSIC Code	Region/ Industry Description	Intermediate Expense			
		Electricity	Water	Fuels, Lubricants, Oils and Greases Used	Industrial Service Done by Others
		(5)	(6)	(7)	(8)
C107	Manufacture of other food products	2,373,513	277,564	2,089,053	3,104,222
C108	Manufacture of prepared animal feeds	544,322	171,314	134,372	397,828
C110	Manufacture of beverages	102,791	39,843	214,705	2,533,701
C120	Manufacture of tobacco products	s	s	s	s
C131	Spinning, weaving and finishing of textiles	214,738	85,107	57,941	209,942
C139	Manufacture of other textiles	65,256	11,399	25,983	107,121
C141	Manufacture of wearing apparel, except fur apparel	288,450	46,602	43,907	207,497
C142	Custom tailoring and dressmaking	2,334	114	165	120
C143	Manufacture of knitted and crocheted apparel				
C151	Tanning and dressing of leather; manufacture of luggage and handbags	50,861	9,287	7,652	8,412
C152	Manufacture of footwear	81,869	17,399	14,773	13,006
C161	Sawmilling and planing of wood	106,599	7,222	16,497	3,224
C162	Manufacture of products of wood, cork, straw and plaiting materials				
C170	Manufacture of paper and paper products	567,120	38,175	1,029,011	208,440
C181	Printing and service activities related to printing	34,037	5,282	10,869	10,626
C192	Manufacture of refined petroleum products	68,030	1,729,911	919,142	3,246,013
C201	Manufacture of basic chemicals	618,630	66,144	42,623	671,046
C202	Manufacture of other chemical products, n.e.c.	55,595	20,028	26,855	296,457
C210	Manufacture of pharmaceuticals, medicinal chemical and botanical products	28,326	3,172	6,557	12,923
C221	Manufacture of rubber products	401,090	33,639	601,326	688,131
C222	Manufacture of plastic products	953,508	146,349	81,610	99,922
C231	Manufacture of glass and glass products	30,971	1,306	2,317	10,846
C239	Manufacture of non-metallic mineral products, n.e.c.	5,858,346	1,636,244	2,118,076	3,736,232
C241	Manufacture of basic iron and steel	931,347	140,573	430,989	150,997
C242	Manufacture of basic precious and other non-ferrous metals	2,515	502	886	802
C243	Casting of metals	27,585	9,346	13,252	15,898
C251	Manufacture of structural metal products, tanks, reservoirs and steam generators	184,051	24,883	86,836	5,065,019
C252	Manufacture of weapons and ammunition	254,375	17,132	86,647	415,187
C259	Manufacture of other fabricated metal products; metal working service activities				
C261	Manufacture of electronic components	1,735,293	100,606	150,621	939,653
C262	Manufacture of computers and peripheral equipment and accessories	562,317	58,657	88,308	699,311
C264	Manufacture of consumer electronics	5,372	317	3,038	105,489
C265	Manufacture of measuring, testing, navigating and control equipment; watches and clocks				
C271	Manufacture of electric motors, generators, transformers and electricity distribution and control apparatus	8,366	2,310	10,546	2,836

*Continued*

TABLE 5 - *Continued*

2009 PSIC Code	Region/ Industry Description	Intermediate Expense			
		Electricity	Water	Fuels, Lubricants, Oils and Greases Used	Industrial Service Done by Others
		(5)	(6)	(7)	(8)
C272	Manufacture of batteries and accumulators	405,837	1,006	29,333	543,898
C273	Manufacture of wiring and wiring devices	99,395	5,707	8,546	68,246
C274	Manufacture of electric lighting equipment	19,884	2,494	3,909	8,549
C275	Manufacture of domestic appliances	25,407	10,837	14,936	372
C279	Manufacture of other electrical equipment	12,394	824	3,424	14,779
C281	Manufacture of general purpose machinery	76,264	4,173	14,841	66,063
C282	Manufacture of special purpose machinery	6,594	1,642	4,636	19,220
C291	Manufacture of motor vehicles	11,477	1,355	4,606	2,061
C292	Manufacture of bodies (coachwork) for motor vehicles;				
	manufacture of trailers and semi-trailers				
C293	Manufacture of parts and accessories for motor vehicles	462,624	14,098	31,720	219,880
C301	Building of ships and boats	s	s	s	s
C303	Manufacture of air and spacecraft and related machinery	55,600	18,957	7,229	45,327
C309	Manufacture of transport equipment, n.e.c.	4,625	714	803	2,159
C310	Manufacture of furniture	109,530	42,480	83,480	37,989
C321	Manufacture of jewelry, bijouterie and related articles	2,152	86	5,568	1,366
C322	Manufacture of musical instruments	s	s	s	s
C323	Manufacture of sports goods	4,334	964	1,029	121,733
C324	Manufacture of games and toys	6,684	1,219	1,015	1,296
C325	Manufacture of medical and dental instruments and supplies	202,557	7,732	30,544	96,945
C329	Other manufacturing, n.e.c.	27,300	2,378	2,043	149,978
C331	Repair of fabricated metal products, machinery and equipment	239,373	62,385	184,963	324,438
C332	Installation of industrial machinery and equipment	s	s	s	s
	<b>IVA - CALABARZON</b>	<b>34,888,936</b>	<b>4,565,055</b>	<b>23,646,980</b>	<b>62,397,604</b>
C101	Processing and preserving of meat	888,221	113,075	266,679	1,367,057
C102	Processing and preserving of fish, crustaceans and mollusks	51,707	3,888	6,790	11,756
C103	Processing and preserving of fruits and vegetables	74,829	21,718	124,748	689,405
C104	Manufacture of vegetable and animal oils and fats	245,559	21,847	98,117	270,727
C105	Manufacture of dairy products	1,160,150	114,985	1,588,316	6,439,036
C106	Manufacture of grain mill products, starches and starch products	125,740	9,632	43,669	147,228
C107	Manufacture of other food products	1,654,245	426,846	1,772,664	2,980,612
C108	Manufacture of prepared animal feeds	436,558	42,541	134,158	84,331
C110	Manufacture of beverages	1,253,806	418,198	1,049,159	1,704,102
C120	Manufacture of tobacco products	76,863	3,393	80,865	153,773
C131	Spinning, weaving and finishing of textiles	100,201	33,902	17,345	52,831
C139	Manufacture of other textiles	176,455	35,352	123,099	766,455
C141	Manufacture of wearing apparel, except fur apparel	530,527	56,408	141,549	459,099

*Continued*

TABLE 5 - *Continued*

2009 PSIC Code	Region/ Industry Description	Intermediate Expense			
		Electricity	Water	Fuels, Lubricants, Oils and Greases Used	Industrial Service Done by Others
		(5)	(6)	(7)	(8)
C142	Custom tailoring and dressmaking	15,082	9,487	1,871	-
C143	Manufacture of knitted and crocheted apparel	10,954	434	1,499	639
C151	Tanning and dressing of leather; manufacture of luggage and handbags	2,953	1,266	799	11,758
C152	Manufacture of footwear	290,789	11,145	55,407	179,033
C161	Sawmilling and planing of wood	566,005	34,728	89,617	688,649
C162	Manufacture of products of wood, cork, straw and plaiting materials				
C170	Manufacture of paper and paper products				
C181	Printing and service activities related to printing	389,788	45,612	214,426	403,300
C182	Reproduction of recorded media	193,610	20,421	239,459	199,647
C192	Manufacture of refined petroleum products	s	s	s	s
C199	Manufacture of other fuel products	368,294	101,422	85,112	4,257,280
C201	Manufacture of basic chemicals	509,480	69,119	3,582,363	454,611
C202	Manufacture of other chemical products, n.e.c.	497,760	95,133	197,709	1,276,850
C210	Manufacture of pharmaceuticals, medicinal chemical and botanical products	550,327	99,225	311,895	1,166,648
C221	Manufacture of rubber products	105,922	13,993	25,165	58,490
C222	Manufacture of plastic products	2,740,285	229,674	468,065	2,436,948
C231	Manufacture of glass and glass products	900,543	2,916	2,002,561	1,868,483
C239	Manufacture of non-metallic mineral products, n.e.c.	1,919,937	75,404	5,809,463	4,247,389
C241	Manufacture of basic iron and steel	1,394,445	227,251	925,667	545,984
C242	Manufacture of basic precious and other non-ferrous metals	27,038	1,586	8,089	20,994
C243	Casting of metals	329,078	105,050	204,172	515,300
C251	Manufacture of structural metal products, tanks, reservoirs and steam generators	439,495	74,158	133,193	2,096,570
C259	Manufacture of other fabricated metal products; metal working service activities	1,137,718	235,795	566,235	1,780,520
C261	Manufacture of electronic components	8,785,241	907,804	1,030,443	14,090,425
C262	Manufacture of computers and peripheral equipment and accessories	875,402	67,003	151,860	479,491
C263	Manufacture of communication equipment	24,958	1,945	9,876	31,496
C264	Manufacture of consumer electronics	136,744	2,670	37,605	202,563
C265	Manufacture of measuring, testing, navigating and control equipment; watches and clocks	42,322	2,160	4,683	5,597
C267	Manufacture of optical instruments and photographic equipment	260,714	10,682	20,316	281,370
C271	Manufacture of electric motors, generators, transformers and electricity distribution and control apparatus	431,191	14,639	29,929	295,616
C272	Manufacture of batteries and accumulators	25,619	522	2,099	115,591
C273	Manufacture of wiring and wiring devices	121,120	12,668	133,120	269,471
C274	Manufacture of electric lighting equipment	369,084	6,813	29,454	306,629

*Continued*

TABLE 5 - *Continued*

2009 PSIC Code	Region/ Industry Description	Intermediate Expense			
		Electricity	Water	Fuels, Lubricants, Oils and Greases Used	Industrial Service Done by Others
		(5)	(6)	(7)	(8)
C275	Manufacture of domestic appliances	52,630	18,890	48,712	58,066
C279	Manufacture of other electrical equipment	117,289	17,584	11,651	178,847
C281	Manufacture of general purpose machinery	212,017	39,712	105,614	434,694
C282	Manufacture of special purpose machinery	892,390	74,983	170,608	1,472,700
C291	Manufacture of motor vehicles	305,723	132,001	182,370	1,684,293
C292	Manufacture of bodies (coachwork) for motor vehicles; manufacture of trailers and semi-trailers	56,581	24,243	23,770	24,203
C293	Manufacture of parts and accessories for motor vehicles	1,544,555	148,254	1,008,525	2,319,473
C301	Building of ships and boats	36,448	356	3,780	153,561
C303	Manufacture of air and spacecraft and related machinery	276,192	30,934	113,416	498,724
C309	Manufacture of transport equipment, n.e.c.				
C310	Manufacture of furniture	159,424	30,173	22,306	212,777
C321	Manufacture of jewelry, bijouterie and related articles	5,345	740	8,695	2,676
C323	Manufacture of sports goods	23,064	3,865	3,550	101,740
C324	Manufacture of games and toys	23,167	1,700	3,175	2,716
C325	Manufacture of medical and dental instruments and supplies	808,265	226,375	46,776	1,525,607
C329	Other manufacturing, n.e.c.	44,376	2,344	14,105	29,526
C331	Repair of fabricated metal products, machinery and equipment	75,298	29,348	41,314	224,654
	<b>MIMAROPA</b>	<b>181,497</b>	<b>47,527</b>	<b>1,429,321</b>	<b>917,319</b>
C101	Processing and preserving of meat	s	s	s	s
C103	Processing and preserving of fruits and vegetables	s	s	s	s
C104	Manufacture of vegetable and animal oils and fats	11,801	995	1,308	977
C105	Manufacture of dairy products	s	s	s	s
C106	Manufacture of grain mill products, starches and starch products	106,045	29,866	13,029	7,862
C107	Manufacture of other food products	45,589	12,618	18,469	76,300
C110	Manufacture of beverages	9,320	444	23,064	4,458
C131	Spinning, weaving and finishing of textiles	s	s	s	s
C142	Custom tailoring and dressmaking	115	22	108	10
C151	Tanning and dressing of leather; manufacture of luggage and handbags	s	s	s	s
C162	Manufacture of products of wood, cork, straw and plaiting materials	s	s	s	s
C181	Printing and service activities related to printing	431	53	102	155
C192	Manufacture of refined petroleum products	s	s	s	s
C201	Manufacture of basic chemicals	209	76	341	161
C202	Manufacture of other chemical products, n.e.c.				
C210	Manufacture of pharmaceuticals, medicinal chemical and botanical products	s	s	s	s

*Continued*

TABLE 5 - *Continued*

2009 PSIC Code	Region/ Industry Description	Intermediate Expense			
		Electricity	Water	Fuels, Lubricants, Oils and Greases Used	Industrial Service Done by Others
		(5)	(6)	(7)	(8)
C222	Manufacture of plastic products	s	s	s	s
C239	Manufacture of non-metallic mineral products, n.e.c.	3,722	1,356	1,384	270
C242	Manufacture of basic precious and other non-ferrous metals	s	s	s	s
C259	Manufacture of other fabricated metal products; metal working service activities	1,026	59	77	1,279
C282	Manufacture of special purpose machinery	s	s	s	s
C310	Manufacture of furniture	46	28	24	13
C331	Repair of fabricated metal products, machinery and equipment	430	164	93	37
	<b>V - Bicol Region</b>	<b>1,310,598</b>	<b>124,206</b>	<b>1,013,417</b>	<b>1,673,231</b>
C101	Processing and preserving of meat	2,851	1,106	510	17,021
C102	Processing and preserving of fish, crustaceans and mollusks	14,547	3,787	3,933	24
C103	Processing and preserving of fruits and vegetables	2,570	506	1,562	634
C104	Manufacture of vegetable and animal oils and fats	156,447	26,625	22,146	135,736
C105	Manufacture of dairy products	1,096	272	6,012	2,653
C106	Manufacture of grain mill products, starches and starch products	212,300	8,712	74,501	60,767
C107	Manufacture of other food products	49,279	9,646	50,973	19,904
C108	Manufacture of prepared animal feeds	16,032	3,223	16,029	135,650
C110	Manufacture of beverages	205,951	12,251	125,506	197,010
C120	Manufacture of tobacco products	s	s	s	s
C131	Spinning, weaving and finishing of textiles	26	9	27	3
C139	Manufacture of other textiles	614	94	1,557	1,844
C141	Manufacture of wearing apparel, except fur apparel	1,173	80	566	368
C142	Custom tailoring and dressmaking				
C152	Manufacture of footwear	s	s	s	s
C162	Manufacture of products of wood, cork, straw and plaiting materials	6,929	906	12,082	19,434
C170	Manufacture of paper and paper products	s	s	s	s
C181	Printing and service activities related to printing	19,283	1,052	20,087	25,985
C192	Manufacture of refined petroleum products	s	s	s	s
C201	Manufacture of basic chemicals	39	17	29	19
C210	Manufacture of pharmaceuticals, medicinal chemical and botanical products	s	s	s	s
C231	Manufacture of glass and glass products	559,712	55,307	100,876	309,724
C239	Manufacture of non-metallic mineral products, n.e.c.				
C241	Manufacture of basic iron and steel	699	110	499,657	715,011
C242	Manufacture of basic precious and other non-ferrous metals				

*Continued*

TABLE 5 - *Continued*

2009 PSIC Code	Region/ Industry Description	Intermediate Expense			
		Electricity	Water	Fuels, Lubricants, Oils and Greases Used	Industrial Service Done by Others
		(5)	(6)	(7)	(8)
C251	Manufacture of structural metal products, tanks, reservoirs and steam generators	435	36	484	2,017
C259	Manufacture of other fabricated metal products; metal working service activities	286	20	118	11,170
C282	Manufacture of special purpose machinery	441	97	152	214
C293	Manufacture of parts and accessories for motor vehicles	s	s	s	s
C310	Manufacture of furniture	1,688	71	1,843	1,162
C329	Other manufacturing, n.e.c.	124	-	12	37
C331	Repair of fabricated metal products, machinery and equipment	574	90	188	-
	<b>VI - Western Visayas</b>	<b>3,092,414</b>	<b>209,553</b>	<b>1,466,341</b>	<b>2,244,163</b>
C101	Processing and preserving of meat	15,140	2,185	2,189	8,667
C102	Processing and preserving of fish, crustaceans and mollusks	6,246	2,562	4,239	23,572
C103	Processing and preserving of fruits and vegetables	388	64	755	329
C104	Manufacture of vegetable and animal oils and fats	1,026	75	1,782	8,034
C105	Manufacture of dairy products	220	71	110	-
C106	Manufacture of grain mill products, starches and starch products	105,847	27,268	49,891	149,284
C107	Manufacture of other food products	2,214,689	97,401	810,597	1,131,618
C108	Manufacture of prepared animal feeds	49,406	792	39,676	47,865
C110	Manufacture of beverages	371,556	63,902	253,812	427,827
C131	Spinning, weaving and finishing of textiles	270	173	230	2,147
C139	Manufacture of other textiles	460	57	25	-
C141	Manufacture of wearing apparel, except fur apparel	1,068	308	537	10,441
C142	Custom tailoring and dressmaking	1,209	296	1,275	2,322
C161	Sawmilling and planing of wood	976	151	1,029	6,512
C162	Manufacture of products of wood, cork, straw and plaiting materials				
C170	Manufacture of paper and paper products	s	s	s	s
C181	Printing and service activities related to printing	7,863	784	4,337	1,575
C199	Manufacture of other fuel products	s	s	s	s
C201	Manufacture of basic chemicals	203,388	1,787	210,857	309,952
C202	Manufacture of other chemical products, n.e.c.	78	23	544	64
C210	Manufacture of pharmaceuticals, medicinal chemical and botanical products	2,537	1,189	1,283	3,438
C222	Manufacture of plastic products	54,615	5,007	20,721	9,194
C231	Manufacture of glass and glass products	4,146	1,517	10,953	16,124
C239	Manufacture of non-metallic mineral products, n.e.c.				
C241	Manufacture of basic iron and steel				
C243	Casting of metals	819	95	1,479	1,323

*Continued*

TABLE 5 - *Continued*

2009 PSIC Code	Region/ Industry Description	Intermediate Expense			
		Electricity	Water	Fuels, Lubricants, Oils and Greases Used	Industrial Service Done by Others
		(5)	(6)	(7)	(8)
C251	Manufacture of structural metal products, tanks, reservoirs and steam generators	6,364	924	4,448	50,375
C259	Manufacture of other fabricated metal products; metal working service activities	3,473	80	2,274	940
C273	Manufacture of wiring and wiring devices	s	s	s	s
C275	Manufacture of domestic appliances	s	s	s	s
C282	Manufacture of special purpose machinery	3,995	1,333	2,609	4,144
C310	Manufacture of furniture	31,248	500	37,640	23,990
C329	Other manufacturing, n.e.c.	1,112	214	465	1,885
C331	Repair of fabricated metal products, machinery and equipment	3,971	778	2,515	2,332
	<b>VII - Central Visayas</b>	<b>10,065,983</b>	<b>947,872</b>	<b>5,036,387</b>	<b>10,719,112</b>
C101	Processing and preserving of meat	322,612	70,554	176,862	473,626
C102	Processing and preserving of fish, crustaceans and mollusks	299,370	32,347	175,470	123,058
C103	Processing and preserving of fruits and vegetables	179,766	4,388	42,909	28,017
C104	Manufacture of vegetable and animal oils and fats	76,860	16,719	10,884	34,139
C105	Manufacture of dairy products	32,318	3,507	10,429	11,412
C106	Manufacture of grain mill products, starches and starch products	138,089	12,537	7,257	36,561
C107	Manufacture of other food products	625,899	29,530	304,759	168,671
C108	Manufacture of prepared animal feeds	352,620	26,722	108,627	1,154,276
C110	Manufacture of beverages	252,992	104,589	291,830	1,194,163
C131	Spinning, weaving and finishing of textiles	77	31	148	56
C139	Manufacture of other textiles	9,588	968	2,386	3,021
C141	Manufacture of wearing apparel, except fur apparel	144,635	28,806	46,049	1,552,196
C142	Custom tailoring and dressmaking	3,168	490	396	576
C151	Tanning and dressing of leather; manufacture of luggage and handbags	s	s	s	s
C152	Manufacture of footwear	72,197	6,078	13,413	6,367
C161	Sawmilling and planing of wood	16,666	675	9,652	45,554
C162	Manufacture of products of wood, cork, straw and plaiting materials				
C170	Manufacture of paper and paper products	156,757	17,732	53,197	86,657
C181	Printing and service activities related to printing	181,981	2,605	123,112	40,309
C199	Manufacture of other fuel products	s	s	s	s
C201	Manufacture of basic chemicals	16,476	3,201	23,229	93,077
C202	Manufacture of other chemical products, n.e.c.	115,334	15,367	40,586	125,480
C203	Manufacture of man-made fibers				
C210	Manufacture of pharmaceuticals, medicinal chemical and botanical products				
		25,464	1,257	1,192	5,048

*Continued*



TABLE 5 - *Continued*

2009 PSIC Code	Region/ Industry Description	Intermediate Expense			
		Electricity	Water	Fuels, Lubricants, Oils and Greases Used	Industrial Service Done by Others
		(5)	(6)	(7)	(8)
C221	Manufacture of rubber products	184,682	4,839	18,517	30,137
C222	Manufacture of plastic products	423,558	49,721	85,005	162,415
C231	Manufacture of glass and glass products	54,011	4,546	31,524	12,900
C239	Manufacture of non-metallic mineral products, n.e.c.	2,078,122	23,509	2,198,136	1,829,859
C241	Manufacture of basic iron and steel	590,728	34,571	785,928	186,598
C242	Manufacture of basic precious and other non-ferrous metals				
C243	Casting of metals				
C251	Manufacture of structural metal products, tanks, reservoirs and steam generators	91,788	8,072	35,296	34,261
C252	Manufacture of weapons and ammunition	s	s	s	s
C259	Manufacture of other fabricated metal products; metal working service activities	61,997	9,171	12,667	195,123
C261	Manufacture of electronic components	1,873,858	149,533	42,047	967,558
C262	Manufacture of computers and peripheral equipment and accessories	96,319	50,652	118,743	155,485
C263	Manufacture of communication equipment				
C265	Manufacture of measuring, testing, navigating and control equipment; watches and clocks				
C267	Manufacture of optical instruments and photographic equipment	168,869	9,198	1,866	33,551
C271	Manufacture of electric motors, generators, transformers and electricity distribution and control apparatus	216,512	42,427	27,683	148,112
C273	Manufacture of wiring and wiring devices	34,584	1,266	2,426	1,666
C274	Manufacture of electric lighting equipment	s	s	s	s
C275	Manufacture of domestic appliances	15,990	1,665	1,381	6,182
C281	Manufacture of general purpose machinery	10,186	1,891	10,940	16,419
C282	Manufacture of special purpose machinery	45,600	4,009	21,086	43,578
C291	Manufacture of motor vehicles	9,632	815	13,300	2,830
C292	Manufacture of bodies (coachwork) for motor vehicles; manufacture of trailers and semi-trailers	5,071	106	3,939	648
C293	Manufacture of parts and accessories for motor vehicles	160,216	4,383	14,151	203,225
C301	Building of ships and boats	82,930	11,798	8,712	370,757
C309	Manufacture of transport equipment, n.e.c.	s	s	s	s
C310	Manufacture of furniture	184,572	14,325	29,422	280,311
C321	Manufacture of jewelry, bijouterie and related articles	26,909	7,700	15,050	46,161
C322	Manufacture of musical instruments	s	s	s	s
C323	Manufacture of sports goods	s	s	s	s
C324	Manufacture of games and toys	34,993	13,923	282	5,852
C325	Manufacture of medical and dental instruments and supplies	67,796	1,244	12,625	61,682
C329	Other manufacturing, n.e.c.	8,395	4,551	33,397	7,814

*Continued*

TABLE 5 - *Continued*

2009 PSIC Code	Region/ Industry Description	Intermediate Expense			
		Electricity	Water	Fuels, Lubricants, Oils and Greases Used	Industrial Service Done by Others
		(5)	(6)	(7)	(8)
C331	Repair of fabricated metal products, machinery and equipment	451,176	92,246	56,908	607,678
	<b>VIII - Eastern Visayas</b>	<b>339,693</b>	<b>43,060</b>	<b>1,286,438</b>	<b>1,714,534</b>
C101	Processing and preserving of meat	s	s	s	s
C102	Processing and preserving of fish, crustaceans and mollusks	24,663	4,425	4,401	4,259
C103	Processing and preserving of fruits and vegetables	s	s	s	s
C104	Manufacture of vegetable and animal oils and fats	94,872	7,416	34,936	18,448
C106	Manufacture of grain mill products, starches and starch products	32,048	1,523	79,057	33,896
C107	Manufacture of other food products	47,471	16,481	62,078	42,238
C110	Manufacture of beverages	27,234	5,584	27,113	31,617
C139	Manufacture of other textiles	s	s	s	s
C142	Custom tailoring and dressmaking	172	17	10	-
C162	Manufacture of products of wood, cork, straw and plaiting materials	s	s	s	s
C170	Manufacture of paper and paper products	26,411	824	20,090	10,721
C181	Printing and service activities related to printing	3,312	180	297	-
C192	Manufacture of refined petroleum products	s	s	s	s
C201	Manufacture of basic chemicals	74,121	4,006	7,024	80,062
C202	Manufacture of other chemical products, n.e.c.				
C210	Manufacture of pharmaceuticals, medicinal chemical and botanical products	s	s	s	s
C221	Manufacture of rubber products	s	s	s	s
C222	Manufacture of plastic products	s	s	s	s
C231	Manufacture of glass and glass products	992	338	670	149
C239	Manufacture of non-metallic mineral products, n.e.c.	3,645	1,267	46,800	61,175
C242	Manufacture of basic precious and other non-ferrous metals	s	s	s	s
C243	Casting of metals	s	s	s	s
C251	Manufacture of structural metal products, tanks, reservoirs and steam generators	s	s	s	s
C259	Manufacture of other fabricated metal products; metal working service activities	743	28	182	-
C273	Manufacture of wiring and wiring devices	s	s	s	s
C282	Manufacture of special purpose machinery	s	s	s	s
C310	Manufacture of furniture	145	67	118	38
C329	Other manufacturing, n.e.c.	467	8	4,628	3,363
C331	Repair of fabricated metal products, machinery and equipment	84	38	99	-

*Continued*

TABLE 5 - *Continued*

2009 PSIC Code	Region/ Industry Description	Intermediate Expense			
		Electricity	Water	Fuels, Lubricants, Oils and Greases Used	Industrial Service Done by Others
		(5)	(6)	(7)	(8)
	<b>IX - Zamboanga Peninsula</b>	<b>860,884</b>	<b>92,725</b>	<b>1,087,967</b>	<b>521,259</b>
C101	Processing and preserving of meat	2,186	662	11,808	1,870
C102	Processing and preserving of fish, crustaceans and mollusks	211,727	25,382	735,299	298,019
C103	Processing and preserving of fruits and vegetables	s	s	s	s
C104	Manufacture of vegetable and animal oils and fats	135,042	517	8,268	47,214
C105	Manufacture of dairy products	s	s	s	s
C106	Manufacture of grain mill products, starches and starch products	33,926	2,475	28,202	12,304
C107	Manufacture of other food products	33,904	24,740	58,045	13,154
C108	Manufacture of prepared animal feeds	s	s	s	s
C110	Manufacture of beverages	331,737	25,616	127,863	112,419
C142	Custom tailoring and dressmaking	1,276	77	41	73
C161	Sawmilling and planing of wood	16,566	124	2,840	290
C162	Manufacture of products of wood, cork, straw and plaiting materials				
C181	Printing and service activities related to printing	7,908	1,099	2,850	258
C202	Manufacture of other chemical products, n.e.c.	s	s	s	s
C221	Manufacture of rubber products	17,702	191	3,370	1,914
C222	Manufacture of plastic products	992	518	1,026	377
C231	Manufacture of glass and glass products	2,927	718	3,316	1,075
C239	Manufacture of non-metallic mineral products, n.e.c.				
C241	Manufacture of basic iron and steel	s	s	s	s
C251	Manufacture of structural metal products, tanks, reservoirs and steam generators	s	s	s	s
C259	Manufacture of other fabricated metal products; metal working service activities	52,019	8,464	98,274	16,285
C301	Building of ships and boats	s	s	s	s
C310	Manufacture of furniture	7,902	892	2,667	1,813
C324	Manufacture of games and toys	555	93	81	11,581
C329	Other manufacturing, n.e.c.				
C331	Repair of fabricated metal products, machinery and equipment	2,103	759	3,617	1,212
	<b>X - Northern Mindanao</b>	<b>2,346,124</b>	<b>603,008</b>	<b>2,417,018</b>	<b>6,553,598</b>
C101	Processing and preserving of meat	52,461	8,001	15,141	12,448
C102	Processing and preserving of fish, crustaceans and mollusks	s	s	s	s
C103	Processing and preserving of fruits and vegetables	168,948	71,073	237,844	2,498,936
C104	Manufacture of vegetable and animal oils and fats	207,486	11,452	140,118	260,059
C105	Manufacture of dairy products	376,607	94,415	632,713	27,202

*Continued*

TABLE 5 - *Continued*

2009 PSIC Code	Region/ Industry Description	Intermediate Expense			
		Electricity	Water	Fuels, Lubricants, Oils and Greases Used	Industrial Service Done by Others
		(5)	(6)	(7)	(8)
C106	Manufacture of grain mill products, starches and starch products	304,101	50,533	84,716	358,167
C107	Manufacture of other food products	158,240	38,982	323,334	771,542
C108	Manufacture of prepared animal feeds	1,605	651	4,142	1,288
C110	Manufacture of beverages	307,191	164,785	519,055	1,455,043
C139	Manufacture of other textiles	s	s	s	s
C141	Manufacture of wearing apparel, except fur apparel	996	426	387	1,252
C142	Custom tailoring and dressmaking	878	138	113	31
C152	Manufacture of footwear	s	s	s	s
C161	Sawmilling and planing of wood	8,006	692	9,978	33,000
C162	Manufacture of products of wood, cork, straw and plaiting materials	11,838	1,422	3,537	1,482
C170	Manufacture of paper and paper products	129,528	26,474	146,455	60,177
C181	Printing and service activities related to printing	76,098	13,647	17,247	151,568
C192	Manufacture of refined petroleum products	s	s	s	s
C201	Manufacture of basic chemicals	104,114	9,639	37,725	251,226
C202	Manufacture of other chemical products, n.e.c.	18,349	1,508	8,434	82,636
C210	Manufacture of pharmaceuticals, medicinal chemical and botanical products	s	s	s	s
C221	Manufacture of rubber products	s	s	s	s
C222	Manufacture of plastic products	3,604	1,766	1,653	1,610
C231	Manufacture of glass and glass products	6,656	1,947	2,535	2,596
C239	Manufacture of non-metallic mineral products, n.e.c.				
C241	Manufacture of basic iron and steel	380,637	96,402	195,280	465,533
C243	Casting of metals	s	s	s	s
C251	Manufacture of structural metal products, tanks, reservoirs and steam generators	559	78	924	244
C252	Manufacture of weapons and ammunition	s	s	s	s
C259	Manufacture of other fabricated metal products; metal working service activities	1,523	945	2,111	5,333
C282	Manufacture of special purpose machinery	3,671	1,971	10,900	43,739
C291	Manufacture of motor vehicles	204	60	609	97
C292	Manufacture of bodies (coachwork) for motor vehicles; manufacture of trailers and semi-trailers	s	s	s	s
C310	Manufacture of furniture	997	106	3,399	1,447
C321	Manufacture of jewelry, bijouterie and related articles	1,629	49	177	1,005
C324	Manufacture of games and toys				
C325	Manufacture of medical and dental instruments and supplies				
C329	Other manufacturing, n.e.c.				
C331	Repair of fabricated metal products, machinery and equipment	9,133	1,601	2,804	7,831

*Continued*

TABLE 5 - *Continued*

2009 PSIC Code	Region/ Industry Description	Intermediate Expense			
		Electricity	Water	Fuels, Lubricants, Oils and Greases Used	Industrial Service Done by Others
		(5)	(6)	(7)	(8)
	<b>XI - Davao Region</b>	<b>3,894,813</b>	<b>375,701</b>	<b>2,661,716</b>	<b>4,326,824</b>
C101	Processing and preserving of meat	106,169	19,640	40,720	19,005
C102	Processing and preserving of fish, crustaceans and mollusks	4,851	1,001	1,464	587
C103	Processing and preserving of fruits and vegetables	43,677	12,600	20,117	56,413
C104	Manufacture of vegetable and animal oils and fats	1,445,367	54,746	223,911	2,068,075
C105	Manufacture of dairy products	295	114	223	42
C106	Manufacture of grain mill products, starches and starch products	422,964	35,164	169,128	53,152
C107	Manufacture of other food products	334,929	85,887	924,173	199,015
C108	Manufacture of prepared animal feeds	22,592	2,064	22,069	17,498
C110	Manufacture of beverages	406,967	91,642	370,606	642,724
C120	Manufacture of tobacco products	s	s	s	s
C131	Spinning, weaving and finishing of textiles	7,304	41	635	3,068
C139	Manufacture of other textiles	4,280	945	185	7,297
C141	Manufacture of wearing apparel, except fur apparel	105	13	63	6
C142	Custom tailoring and dressmaking	2,428	140	354	4,829
C152	Manufacture of footwear	262	31	87	128
C161	Sawmilling and planing of wood				
C162	Manufacture of products of wood, cork, straw and plaiting materials	13,337	4,849	10,982	9,981
C170	Manufacture of paper and paper products	72,119	4,341	26,307	236,135
C181	Printing and service activities related to printing	137,330	4,160	20,752	2,203
C192	Manufacture of refined petroleum products	s	s	s	s
C201	Manufacture of basic chemicals	44,079	10,933	22,892	33,621
C202	Manufacture of other chemical products, n.e.c.	95,544	3,511	98,239	68,642
C210	Manufacture of pharmaceuticals, medicinal chemical and botanical products	669	466	132	-
C221	Manufacture of rubber products	4,212	134	6,134	2,537
C222	Manufacture of plastic products	155,993	22,680	106,388	66,777
C231	Manufacture of glass and glass products	5,272	336	1,111	545
C239	Manufacture of non-metallic mineral products, n.e.c.	518,715	10,450	543,178	715,045
C241	Manufacture of basic iron and steel	9,350	2,247	7,145	993
C242	Manufacture of basic precious and other non-ferrous metals	2,556	520	2,963	9,017
C243	Casting of metals	s	s	s	s
C251	Manufacture of structural metal products, tanks, reservoirs and steam generators	8,048	2,977	21,958	48,252
C252	Manufacture of weapons and ammunition	s	s	s	s
C259	Manufacture of other fabricated metal products; metal working service activities	6,992	580	4,106	48,730

*Continued*

TABLE 5 - *Continued*

2009 PSIC Code	Region/ Industry Description	Intermediate Expense			
		Electricity	Water	Fuels, Lubricants, Oils and Greases Used	Industrial Service Done by Others
		(5)	(6)	(7)	(8)
C265	Manufacture of measuring, testing, navigating and control equipment; watches and clocks	s	s	s	s
C275	Manufacture of domestic appliances	s	s	s	s
C279	Manufacture of other electrical equipment	s	s	s	s
C281	Manufacture of general purpose machinery	5,277	15	1,134	3
C282	Manufacture of special purpose machinery	320	29	403	45
C291	Manufacture of motor vehicles	s	s	s	s
C293	Manufacture of parts and accessories for motor vehicles	s	s	s	s
C301	Building of ships and boats	748	1,453	1,268	4,162
C309	Manufacture of transport equipment, n.e.c.				
C310	Manufacture of furniture	1,938	529	2,546	1,265
C321	Manufacture of jewelry, bijouterie and related articles	s	s	s	s
C329	Other manufacturing, n.e.c.	571	77	2,172	1,050
C331	Repair of fabricated metal products, machinery and equipment	4,729	583	5,677	3,217
	<b>XII - SOCCSKSARGEN</b>	<b>1,000,040</b>	<b>210,462</b>	<b>895,109</b>	<b>2,070,832</b>
C101	Processing and preserving of meat	61,548	13,785	3,054	43,342
C102	Processing and preserving of fish, crustaceans and mollusks	196,990	59,988	206,184	573,023
C103	Processing and preserving of fruits and vegetables	185,388	9,762	150,873	906,340
C104	Manufacture of vegetable and animal oils and fats	166,075	41,471	58,292	109,637
C105	Manufacture of dairy products	s	s	s	s
C106	Manufacture of grain mill products, starches and starch products	75,964	2,516	119,925	75,074
C107	Manufacture of other food products	31,611	9,923	58,030	42,247
C108	Manufacture of prepared animal feeds	40,079	982	21,179	10,789
C110	Manufacture of beverages	5,307	2,160	1,745	1,265
C131	Spinning, weaving and finishing of textiles	53	13	190	138
C139	Manufacture of other textiles				
C141	Manufacture of wearing apparel, except fur apparel	528	25	64	227
C142	Custom tailoring and dressmaking	169	45	23	182
C152	Manufacture of footwear	s	s	s	s
C161	Sawmilling and planing of wood	447	27	511	4,957
C162	Manufacture of products of wood, cork, straw and plaiting materials	4,952	852	4,348	1,733
C170	Manufacture of paper and paper products	s	s	s	s
C181	Printing and service activities related to printing	42,874	21,613	7,440	109,484
C192	Manufacture of refined petroleum products	s	s	s	s
C201	Manufacture of basic chemicals	855	355	1,877	3,821
C202	Manufacture of other chemical products, n.e.c.	295	85	12,623	1,426

*Continued*

TABLE 5 - *Continued*

2009 PSIC Code	Region/ Industry Description	Intermediate Expense			
		Electricity	Water	Fuels, Lubricants, Oils and Greases Used	Industrial Service Done by Others
		(5)	(6)	(7)	(8)
C210	Manufacture of pharmaceuticals, medicinal chemical and botanical products	s	s	s	s
C221	Manufacture of rubber products	1,228	487	2,336	306
C222	Manufacture of plastic products	s	s	s	s
C231	Manufacture of glass and glass products	3,358	336	1,437	504
C239	Manufacture of non-metallic mineral products, n.e.c.				
C241	Manufacture of basic iron and steel	358	41	283	60
C243	Casting of metals	s	s	s	s
C251	Manufacture of structural metal products, tanks, reservoirs and steam generators	1,095	300	4,487	734
C259	Manufacture of other fabricated metal products; metal working service activities	64,023	7,840	40,899	15,768
C282	Manufacture of special purpose machinery	124	24	28	2
C301	Building of ships and boats	8,936	1,116	2,696	30,455
C309	Manufacture of transport equipment, n.e.c.				
C310	Manufacture of furniture	7,605	73	16,082	1,345
C323	Manufacture of sports goods	s	s	s	s
C331	Repair of fabricated metal products, machinery and equipment	86,892	35,161	172,441	124,027
	<b>XIII - Caraga</b>	<b>458,884</b>	<b>87,448</b>	<b>1,908,384</b>	<b>3,231,074</b>
C101	Processing and preserving of meat	13,688	707	5,900	9,055
C102	Processing and preserving of fish, crustaceans and mollusks	s	s	s	s
C103	Processing and preserving of fruits and vegetables	s	s	s	s
C104	Manufacture of vegetable and animal oils and fats	76,242	13,130	23,418	60,161
C106	Manufacture of grain mill products, starches and starch products	22,032	81	23,164	28,955
C107	Manufacture of other food products	51,135	21,495	58,668	24,280
C108	Manufacture of prepared animal feeds	s	s	s	s
C110	Manufacture of beverages	34,747	4,484	2,619	7,167
C139	Manufacture of other textiles	s	s	s	s
C142	Custom tailoring and dressmaking	89	16	6	94
C152	Manufacture of footwear	s	s	s	s
C161	Sawmilling and planing of wood	945	129	8,043	4,748
C162	Manufacture of products of wood, cork, straw and plaiting materials	154,345	24,337	14,867	31,321
C181	Printing and service activities related to printing	2,895	447	3,646	3,622
C199	Manufacture of other fuel products	s	s	s	s
C201	Manufacture of basic chemicals	14,391	3,412	11,370	17,460
C202	Manufacture of other chemical products, n.e.c.				
C221	Manufacture of rubber products	s	s	s	s

*Continued*

TABLE 5 - *Concluded*

2009 PSIC Code	Region/ Industry Description	Intermediate Expense			
		Electricity	Water	Fuels, Lubricants, Oils and Greases Used	Industrial Service Done by Others
		(5)	(6)	(7)	(8)
C231	Manufacture of glass and glass products }	63,120	17,001	1,736,006	189,263
C239	Manufacture of non-metallic mineral products, n.e.c. }				
C241	Manufacture of basic iron and steel }				
C242	Manufacture of basic precious and other non-ferrous metals }	5,660	1,133	5,894	2,824,380
C251	Manufacture of structural metal products, tanks, reservoirs and steam generators }				
C259	Manufacture of other fabricated metal products; metal working service activities }				
C282	Manufacture of special purpose machinery	s	s	s	s
C301	Building of ships and boats	s	s	s	s
C309	Manufacture of transport equipment, n.e.c.	s	s	s	s
C310	Manufacture of furniture	548	37	243	1,486
C321	Manufacture of jewelry, bijouterie and related articles	53	17	41	99
C324	Manufacture of games and toys }	95	10	37	599
C329	Other manufacturing, n.e.c. }				
C331	Repair of fabricated metal products, machinery and equipment	12,807	74	12,220	16,607
	<b>Autonomous Region in Muslim Mindanao</b>	<b>75,228</b>	<b>8,144</b>	<b>178,852</b>	<b>102,604</b>
C101	Processing and preserving of meat	s	s	s	s
C104	Manufacture of vegetable and animal oils and fats	s	s	s	s
C106	Manufacture of grain mill products, starches and starch products	47,799	3,610	171,595	97,307
C107	Manufacture of other food products	615	101	815	367
C108	Manufacture of prepared animal feeds	s	s	s	s
C110	Manufacture of beverages	220	50	267	131
C142	Custom tailoring and dressmaking	s	s	s	s
C221	Manufacture of rubber products	s	s	s	s
C239	Manufacture of non-metallic mineral products, n.e.c.	s	s	s	s
C301	Building of ships and boats	s	s	s	s
C310	Manufacture of furniture	s	s	s	s

- zero value

} Combined data

s Suppressed data

Notes: Values are in thousand pesos, except number of establishments.

Details may not add-up to total due to rounding and/or statistical disclosure control.

Source: Philippine Statistics Authority, 2019 Annual Survey of Philippine Business and Industry (Final Results)



Table 6.1. Number of Establishments and Capital Expenditures for Directly Imported Tangible Fixed Assets for Manufacturing Establishments  
by Region and Industry Group: Philippines, 2019

2009 PSIC Code	Region/ Industry Description	Number of Establishments	Directly Imported Tangible Fixed Assets						
			Total	Transport Equipment	ICT Machinery and Equipment	Specialized Industrial Machineries	General Industrial Machinery and Equipment	Other Machinery and Equipment	Other Tangible Fixed Assets
			(1)	(2)	(3)	(4)	(5)	(6)	(7)
	<b>Philippines</b>	<b>24,270</b>	<b>411,231</b>	<b>41,240</b>	<b>71,815</b>	<b>2,961,841</b>	<b>902,442</b>	<b>24,464</b>	<b>1,190,694</b>
C101	Processing and preserving of meat	294	-	-	-	-	-	-	-
C102	Processing and preserving of fish, crustaceans and mollusks	225	-	-	-	-	-	-	-
C103	Processing and preserving of fruits and vegetables	144	-	-	-	-	17,185	-	-
C104	Manufacture of vegetable and animal oils and fats	136	-	-	1,406	193,504	-	-	-
C105	Manufacture of dairy products	89	-	-	-	-	-	-	-
C106	Manufacture of grain mill products, starches and starch products	1,218	-	-	-	20,110	-	2,378	1,494
C107	Manufacture of other food products	7,739	-	-	-	-	-	-	1,162
C108	Manufacture of prepared animal feeds	196	-	-	-	-	-	-	-
C110	Manufacture of beverages	2,637	-	-	-	-	-	-	-
C120	Manufacture of tobacco products	19	-	-	-	-	-	-	-
C131	Spinning, weaving and finishing of textiles	109	-	-	-	-	-	-	-
C139	Manufacture of other textiles	254	-	-	-	-	-	-	-
C141	Manufacture of wearing apparel, except fur apparel	849	-	-	-	18,267	-	1,927	-
C142	Custom tailoring and dressmaking	500	-	-	-	-	-	-	-
C143	Manufacture of knitted and crocheted apparel	19	-	-	350	-	149	-	-
C151	Tanning and dressing of leather; manufacture of luggage and handbags	46	-	-	-	-	-	-	-
C152	Manufacture of footwear	148	-	-	-	-	21,563	-	5,864
C161	Sawmilling and planing of wood	48	-	-	-	11	-	-	12
C162	Manufacture of products of wood, cork, straw and plaiting materials	290	-	-	-	-	-	-	-
C170	Manufacture of paper and paper products	361	299	-	-	599	51,946	-	-
C181	Printing and service activities related to printing	2,113	-	-	-	-	212,141	-	-
C182	Reproduction of recorded media	6	-	-	-	-	-	-	-
C192	Manufacture of refined petroleum products	26	-	-	-	-	-	-	-
C199	Manufacture of other fuel products	7	-	-	-	-	-	-	-
C201	Manufacture of basic chemicals	196	-	-	-	509,709	-	-	790,222
C202	Manufacture of other chemical products, n.e.c.	390	34,786	-	-	39,275	389,198	-	-
C203	Manufacture of man-made fibers	3	-	-	-	-	-	-	-
C210	Manufacture of pharmaceuticals, medicinal chemical and botanical products	121	-	-	-	-	-	-	-
C221	Manufacture of rubber products	147	-	500	-	45,711	-	-	-
C222	Manufacture of plastic products	820	-	-	-	249,023	9,356	-	175
C231	Manufacture of glass and glass products	92	-	-	-	-	-	-	-
C239	Manufacture of non-metallic mineral products, n.e.c.	654	-	-	-	-	-	-	-
C241	Manufacture of basic iron and steel	299	-	-	-	-	-	-	-
C242	Manufacture of basic precious and other non-ferrous metals	33	-	1,090	-	-	5,299	-	-

Continued

TABLE 6.1 - *Continued*

2009 PSIC Code	Region/ Industry Description	Number of Establishments	Directly Imported Tangible Fixed Assets						
			Total	Transport Equipment	ICT Machinery and Equipment	Specialized Industrial Machineries	General Industrial Machinery and Equipment	Other Machinery and Equipment	Other Tangible Fixed Assets
			(1)	(2)	(3)	(4)	(5)	(6)	(7)
C243	Casting of metals	52	-	-	-	-	-	-	-
C251	Manufacture of structural metal products, tanks, reservoirs and steam generators	428	-	-	198	34,955	35,207	-	10,314
C252	Manufacture of weapons and ammunition	14	-	-	-	-	-	-	-
C259	Manufacture of other fabricated metal products; metal working service activities	761	-	-	-	186,312	55,223	-	-
C261	Manufacture of electronic components	145	376,145	-	56,172	834,100	25,094	-	362,221
C262	Manufacture of computers and peripheral equipment and accessories	32	-	-	-	-	-	-	-
C263	Manufacture of communication equipment	12	-	-	184	37,011	172	-	-
C264	Manufacture of consumer electronics	18	-	-	-	-	-	-	-
C265	Manufacture of measuring, testing, navigating and control equipment; watches and clocks	21	-	-	-	-	-	-	-
C267	Manufacture of optical instruments and photographic equipment	21	-	-	-	-	-	-	-
C271	Manufacture of electric motors, generators, transformers and electricity distribution and control apparatus	56	-	-	-	-	-	-	-
C272	Manufacture of batteries and accumulators	11	-	-	-	45,207	-	-	-
C273	Manufacture of wiring and wiring devices	57	-	-	-	32,705	51,372	-	-
C274	Manufacture of electric lighting equipment	38	-	-	-	-	-	-	-
C275	Manufacture of domestic appliances	44	-	-	-	-	-	-	-
C279	Manufacture of other electrical equipment	24	-	-	-	-	-	-	333
C281	Manufacture of general purpose machinery	132	-	-	-	-	-	-	-
C282	Manufacture of special purpose machinery	210	-	-	-	-	-	-	-
C291	Manufacture of motor vehicles	41	-	-	-	-	-	-	-
C292	Manufacture of bodies (coachwork) for motor vehicles; manufacture of trailers and semi-trailers	27	-	-	-	-	-	-	-
C293	Manufacture of parts and accessories for motor vehicles	115	-	-	766	419,704	-	20,159	18,897
C301	Building of ships and boats	32	-	-	-	-	-	-	-
C303	Manufacture of air and spacecraft and related machinery	9	-	-	12,400	269,454	-	-	-
C309	Manufacture of transport equipment, n.e.c.	73	-	25,521	340	14,584	-	-	-
C310	Manufacture of furniture	717	-	-	-	-	-	-	-
C321	Manufacture of jewelry, bijouterie and related articles	77	-	-	-	-	-	-	-
C322	Manufacture of musical instruments	3	-	-	-	-	-	-	-
C323	Manufacture of sports goods	23	-	-	-	11,602	-	-	-
C324	Manufacture of games and toys	31	-	-	-	-	-	-	-
C325	Manufacture of medical and dental instruments and supplies	48	-	-	-	-	28,538	-	-
C329	Other manufacturing, n.e.c.	214	-	14,129	-	-	-	-	-
C331	Repair of fabricated metal products, machinery and equipment	551	-	-	-	-	-	-	-
C332	Installation of industrial machinery and equipment	8	-	-	-	-	-	-	-

*Continued*

TABLE 6.1 - *Continued*

2009 PSIC Code	Region/ Industry Description	Number of Establishments	Directly Imported Tangible Fixed Assets						
			Total	Transport Equipment	ICT Machinery and Equipment	Specialized Industrial Machineries	General Industrial Machinery and Equipment	Other Machinery and Equipment	Other Tangible Fixed Assets
			(1)	(2)	(3)	(4)	(5)	(6)	(7)
	<b>National Capital Region</b>	<b>6,369</b>	-	-	-	<b>54,376</b>	<b>601,339</b>	-	<b>10,314</b>
C101	Processing and preserving of meat	37	-	-	-	-	-	-	-
C102	Processing and preserving of fish, crustaceans and mollusks	38	-	-	-	-	-	-	-
C103	Processing and preserving of fruits and vegetables	42	-	-	-	-	-	-	-
C104	Manufacture of vegetable and animal oils and fats	18	-	-	-	-	-	-	-
C105	Manufacture of dairy products	26	-	-	-	-	-	-	-
C106	Manufacture of grain mill products, starches and starch products	18	-	-	-	-	-	-	-
C107	Manufacture of other food products	1,093	-	-	-	-	-	-	-
C108	Manufacture of prepared animal feeds	12	-	-	-	-	-	-	-
C110	Manufacture of beverages	628	-	-	-	-	-	-	-
C120	Manufacture of tobacco products	6	-	-	-	-	-	-	-
C131	Spinning, weaving and finishing of textiles	42	-	-	-	-	-	-	-
C139	Manufacture of other textiles	128	-	-	-	-	-	-	-
C141	Manufacture of wearing apparel, except fur apparel	362	-	-	-	-	-	-	-
C142	Custom tailoring and dressmaking	156	-	-	-	-	-	-	-
C143	Manufacture of knitted and crocheted apparel	15	-	-	-	-	-	-	-
C151	Tanning and dressing of leather; manufacture of luggage and handbags	28	-	-	-	-	-	-	-
C152	Manufacture of footwear	78	-	-	-	-	-	-	-
C161	Sawmilling and planing of wood	9	-	-	-	-	-	-	-
C162	Manufacture of products of wood, cork, straw and plaiting materials	49	-	-	-	-	-	-	-
C170	Manufacture of paper and paper products	205	-	-	-	-	-	-	-
C181	Printing and service activities related to printing	999	-	-	-	-	212,141	-	-
C182	Reproduction of recorded media	4	-	-	-	-	-	-	-
C192	Manufacture of refined petroleum products	10	-	-	-	-	-	-	-
C199	Manufacture of other fuel products		-	-	-	-	-	-	-
C201	Manufacture of basic chemicals	66	-	-	-	-	-	-	-
C202	Manufacture of other chemical products, n.e.c.	198	-	-	-	-	389,198	-	-
C203	Manufacture of man-made fibers		-	-	-	-	-	-	-
C210	Manufacture of pharmaceuticals, medicinal chemical and botanical products	47	-	-	-	-	-	-	-
C221	Manufacture of rubber products	69	-	-	-	43,267	-	-	-
C222	Manufacture of plastic products	439	-	-	-	11,109	-	-	-
C231	Manufacture of glass and glass products	29	-	-	-	-	-	-	-
C239	Manufacture of non-metallic mineral products, n.e.c.	89	-	-	-	-	-	-	-
C241	Manufacture of basic iron and steel	100	-	-	-	-	-	-	-
C242	Manufacture of basic precious and other non-ferrous metals	6	-	-	-	-	-	-	-
C243	Casting of metals	20	-	-	-	-	-	-	-

*Continued*

TABLE 6.1 - *Continued*

2009 PSIC Code	Region/ Industry Description	Number of Establishments	Directly Imported Tangible Fixed Assets						
			Total	Transport Equipment	ICT Machinery and Equipment	Specialized Industrial Machineries	General Industrial Machinery and Equipment	Other Machinery and Equipment	Other Tangible Fixed Assets
			(1)	(2)	(3)	(4)	(5)	(6)	(7)
C251	Manufacture of structural metal products, tanks, reservoirs and steam generators	208	-	-	-	-	-	-	10,314
C252	Manufacture of weapons and ammunition	10	-	-	-	-	-	-	-
C259	Manufacture of other fabricated metal products; metal working service activities	282	-	-	-	-	-	-	-
C261	Manufacture of electronic components	14	-	-	-	-	-	-	-
C262	Manufacture of computers and peripheral equipment and accessories	3	-	-	-	-	-	-	-
C263	Manufacture of communication equipment								
C264	Manufacture of consumer electronics	5	-	-	-	-	-	-	-
C265	Manufacture of measuring, testing, navigating and control equipment; watches and clocks	9	-	-	-	-	-	-	-
C267	Manufacture of optical instruments and photographic equipment								
C271	Manufacture of electric motors, generators, transformers and electricity distribution and control apparatus	19	-	-	-	-	-	-	-
C272	Manufacture of batteries and accumulators	4	-	-	-	-	-	-	-
C273	Manufacture of wiring and wiring devices	22	-	-	-	-	-	-	-
C274	Manufacture of electric lighting equipment	12	-	-	-	-	-	-	-
C275	Manufacture of domestic appliances	20	-	-	-	-	-	-	-
C279	Manufacture of other electrical equipment	s	-	-	-	-	-	-	-
C281	Manufacture of general purpose machinery	59	-	-	-	-	-	-	-
C282	Manufacture of special purpose machinery	75	-	-	-	-	-	-	-
C291	Manufacture of motor vehicles	13	-	-	-	-	-	-	-
C292	Manufacture of bodies (coachwork) for motor vehicles; manufacture of trailers and semi-trailers	7	-	-	-	-	-	-	-
C293	Manufacture of parts and accessories for motor vehicles	22	-	-	-	-	-	-	-
C301	Building of ships and boats	10	-	-	-	-	-	-	-
C303	Manufacture of air and spacecraft and related machinery	27	-	-	-	-	-	-	-
C309	Manufacture of transport equipment, n.e.c.								
C310	Manufacture of furniture	203	-	-	-	-	-	-	-
C321	Manufacture of jewelry, bijouterie and related articles	14	-	-	-	-	-	-	-
C322	Manufacture of musical instruments	s	-	-	-	-	-	-	-
C323	Manufacture of sports goods	6	-	-	-	-	-	-	-
C324	Manufacture of games and toys	12	-	-	-	-	-	-	-
C325	Manufacture of medical and dental instruments and supplies	18	-	-	-	-	-	-	-
C329	Other manufacturing, n.e.c.	69	-	-	-	-	-	-	-
C331	Repair of fabricated metal products, machinery and equipment	147	-	-	-	-	-	-	-
C332	Installation of industrial machinery and equipment	s	-	-	-	-	-	-	-

*Continued*

TABLE 6.1 - *Continued*

2009 PSIC Code	Region/ Industry Description	Number of Establishments	Directly Imported Tangible Fixed Assets						
			Total	Transport Equipment	ICT Machinery and Equipment	Specialized Industrial Machineries	General Industrial Machinery and Equipment	Other Machinery and Equipment	Other Tangible Fixed Assets
			(1)	(2)	(3)	(4)	(5)	(6)	(7)
	<b>Cordillera Administrative Region</b>	<b>316</b>	-	-	<b>12,400</b>	<b>269,454</b>	-	-	-
C101	Processing and preserving of meat	s	-	-	-	-	-	-	-
C103	Processing and preserving of fruits and vegetables	3	-	-	-	-	-	-	-
C105	Manufacture of dairy products	s	-	-	-	-	-	-	-
C106	Manufacture of grain mill products, starches and starch products	37	-	-	-	-	-	-	-
C107	Manufacture of other food products	110	-	-	-	-	-	-	-
C110	Manufacture of beverages	50	-	-	-	-	-	-	-
C131	Spinning, weaving and finishing of textiles	16	-	-	-	-	-	-	-
C139	Manufacture of other textiles								
C141	Manufacture of wearing apparel, except fur apparel	s	-	-	-	-	-	-	-
C142	Custom tailoring and dressmaking	20	-	-	-	-	-	-	-
C162	Manufacture of products of wood, cork, straw and plaiting materials	s	-	-	-	-	-	-	-
C170	Manufacture of paper and paper products	s	-	-	-	-	-	-	-
C181	Printing and service activities related to printing	38	-	-	-	-	-	-	-
C201	Manufacture of basic chemicals	s	-	-	-	-	-	-	-
C202	Manufacture of other chemical products, n.e.c.	s	-	-	-	-	-	-	-
C221	Manufacture of rubber products	5	-	-	-	-	-	-	-
C222	Manufacture of plastic products								
C231	Manufacture of glass and glass products	s	-	-	-	-	-	-	-
C239	Manufacture of non-metallic mineral products, n.e.c.	s	-	-	-	-	-	-	-
C241	Manufacture of basic iron and steel	s	-	-	-	-	-	-	-
C242	Manufacture of basic precious and other non-ferrous metals	s	-	-	-	-	-	-	-
C251	Manufacture of structural metal products, tanks, reservoirs and steam generators	4	-	-	-	-	-	-	-
C259	Manufacture of other fabricated metal products; metal working service activities	5	-	-	-	-	-	-	-
C261	Manufacture of electronic components	4	-	-	-	-	-	-	-
C281	Manufacture of general purpose machinery	3	-	-	-	-	-	-	-
C282	Manufacture of special purpose machinery								
C303	Manufacture of air and spacecraft and related machinery	s	-	-	-	-	-	-	-
C310	Manufacture of furniture	s	-	-	-	-	-	-	-
C321	Manufacture of jewelry, bijouterie and related articles	s	-	-	-	-	-	-	-
C331	Repair of fabricated metal products, machinery and equipment	4	-	-	-	-	-	-	-
	<b>I - Ilocos Region</b>	<b>746</b>	-	-	-	-	-	-	-
C101	Processing and preserving of meat	14	-	-	-	-	-	-	-
C102	Processing and preserving of fish, crustaceans and mollusks	15	-	-	-	-	-	-	-

*Continued*

TABLE 6.1 - *Continued*

2009 PSIC Code	Region/ Industry Description	Number of Establishments	Directly Imported Tangible Fixed Assets						
			Total	Transport Equipment	ICT Machinery and Equipment	Specialized Industrial Machineries	General Industrial Machinery and Equipment	Other Machinery and Equipment	Other Tangible Fixed Assets
			(1)	(2)	(3)	(4)	(5)	(6)	(7)
C103	Processing and preserving of fruits and vegetables	s	-	-	-	-	-	-	-
C105	Manufacture of dairy products	s	-	-	-	-	-	-	-
C106	Manufacture of grain mill products, starches and starch products	61	-	-	-	-	-	-	-
C107	Manufacture of other food products	274	-	-	-	-	-	-	-
C108	Manufacture of prepared animal feeds	4	-	-	-	-	-	-	-
C110	Manufacture of beverages	126	-	-	-	-	-	-	-
C120	Manufacture of tobacco products	3	-	-	-	-	-	-	-
C131	Spinning, weaving and finishing of textiles	6	-	-	-	-	-	-	-
C141	Manufacture of wearing apparel, except fur apparel	3	-	-	-	-	-	-	-
C142	Custom tailoring and dressmaking	9	-	-	-	-	-	-	-
C162	Manufacture of products of wood, cork, straw and plaiting materials	12	-	-	-	-	-	-	-
C170	Manufacture of paper and paper products	s	-	-	-	-	-	-	-
C181	Printing and service activities related to printing	62	-	-	-	-	-	-	-
C201	Manufacture of basic chemicals	7	-	-	-	-	-	-	-
C202	Manufacture of other chemical products, n.e.c.								
C210	Manufacture of pharmaceuticals, medicinal chemical and botanical products								
C221	Manufacture of rubber products	s	-	-	-	-	-	-	-
C222	Manufacture of plastic products	s	-	-	-	-	-	-	-
C239	Manufacture of non-metallic mineral products, n.e.c.	26	-	-	-	-	-	-	-
C241	Manufacture of basic iron and steel	6	-	-	-	-	-	-	-
C251	Manufacture of structural metal products, tanks, reservoirs and steam generators	11	-	-	-	-	-	-	-
C259	Manufacture of other fabricated metal products; metal working service activities	17	-	-	-	-	-	-	-
C282	Manufacture of special purpose machinery	5	-	-	-	-	-	-	-
C292	Manufacture of bodies (coachwork) for motor vehicles; manufacture of trailers and semi-trailers	6	-	-	-	-	-	-	-
C293	Manufacture of parts and accessories for motor vehicles								
C309	Manufacture of transport equipment, n.e.c.	s	-	-	-	-	-	-	-
C310	Manufacture of furniture	36	-	-	-	-	-	-	-
C321	Manufacture of jewelry, bijouterie and related articles	16	-	-	-	-	-	-	-
C324	Manufacture of games and toys								
C329	Other manufacturing, n.e.c.								
C331	Repair of fabricated metal products, machinery and equipment	21	-	-	-	-	-	-	-
<b>II - Cagayan Valley</b>		<b>403</b>	-	-	-	-	-	-	-
C101	Processing and preserving of meat	4	-	-	-	-	-	-	-

*Continued*

TABLE 6.1 - *Continued*

2009 PSIC Code	Region/ Industry Description	Number of Establishments	Directly Imported Tangible Fixed Assets						
			Total	Transport Equipment	ICT Machinery and Equipment	Specialized Industrial Machineries	General Industrial Machinery and Equipment	Other Machinery and Equipment	Other Tangible Fixed Assets
			(1)	(2)	(3)	(4)	(5)	(6)	(7)
C102	Processing and preserving of fish, crustaceans and mollusks	s	-	-	-	-	-	-	-
C103	Processing and preserving of fruits and vegetables	3	-	-	-	-	-	-	-
C105	Manufacture of dairy products	s	-	-	-	-	-	-	-
C106	Manufacture of grain mill products, starches and starch products	39	-	-	-	-	-	-	-
C107	Manufacture of other food products	194	-	-	-	-	-	-	-
C108	Manufacture of prepared animal feeds	5	-	-	-	-	-	-	-
C110	Manufacture of beverages	46	-	-	-	-	-	-	-
C120	Manufacture of tobacco products	s	-	-	-	-	-	-	-
C131	Spinning, weaving and finishing of textiles	s	-	-	-	-	-	-	-
C139	Manufacture of other textiles	s	-	-	-	-	-	-	-
C142	Custom tailoring and dressmaking	7	-	-	-	-	-	-	-
C162	Manufacture of products of wood, cork, straw and plaiting materials	3	-	-	-	-	-	-	-
C181	Printing and service activities related to printing	37	-	-	-	-	-	-	-
C182	Reproduction of recorded media	s	-	-	-	-	-	-	-
C192	Manufacture of refined petroleum products	s	-	-	-	-	-	-	-
C199	Manufacture of other fuel products	s	-	-	-	-	-	-	-
C201	Manufacture of basic chemicals	s	-	-	-	-	-	-	-
C231	Manufacture of glass and glass products	15	-	-	-	-	-	-	-
C239	Manufacture of non-metallic mineral products, n.e.c.								
C251	Manufacture of structural metal products, tanks, reservoirs and steam generators	4	-	-	-	-	-	-	-
C259	Manufacture of other fabricated metal products; metal working service activities	9	-	-	-	-	-	-	-
C282	Manufacture of special purpose machinery	3	-	-	-	-	-	-	-
C310	Manufacture of furniture	13	-	-	-	-	-	-	-
C321	Manufacture of jewelry, bijouterie and related articles	s	-	-	-	-	-	-	-
C329	Other manufacturing, n.e.c.	s	-	-	-	-	-	-	-
C331	Repair of fabricated metal products, machinery and equipment	9	-	-	-	-	-	-	-
<b>III - Central Luzon</b>		<b>2,456</b>	<b>-</b>	<b>15,219</b>	<b>55,876</b>	<b>413,112</b>	<b>148,585</b>	<b>-</b>	<b>12,740</b>
C101	Processing and preserving of meat	79	-	-	-	-	-	-	-
C102	Processing and preserving of fish, crustaceans and mollusks	23	-	-	-	-	-	-	-
C103	Processing and preserving of fruits and vegetables	18	-	-	-	-	-	-	-
C104	Manufacture of vegetable and animal oils and fats	3	-	-	-	-	-	-	-
C105	Manufacture of dairy products	11	-	-	-	-	-	-	-
C106	Manufacture of grain mill products, starches and starch products	134	-	-	-	-	-	-	-

*Continued*

TABLE 6.1 - *Continued*

2009 PSIC Code	Region/ Industry Description	Number of Establishments	Directly Imported Tangible Fixed Assets						
			Total	Transport Equipment	ICT Machinery and Equipment	Specialized Industrial Machineries	General Industrial Machinery and Equipment	Other Machinery and Equipment	Other Tangible Fixed Assets
			(1)	(2)	(3)	(4)	(5)	(6)	(7)
C107	Manufacture of other food products	619	-	-	-	-	-	-	-
C108	Manufacture of prepared animal feeds	53	-	-	-	-	-	-	-
C110	Manufacture of beverages	260	-	-	-	-	-	-	-
C120	Manufacture of tobacco products	s	-	-	-	-	-	-	-
C131	Spinning, weaving and finishing of textiles	17	-	-	-	-	-	-	-
C139	Manufacture of other textiles	44	-	-	-	-	-	-	-
C141	Manufacture of wearing apparel, except fur apparel	154	-	-	-	-	-	-	-
C142	Custom tailoring and dressmaking	23	-	-	-	-	-	-	-
C143	Manufacture of knitted and crocheted apparel								
C151	Tanning and dressing of leather; manufacture of luggage and handbags	10	-	-	-	-	-	-	-
C152	Manufacture of footwear	11	-	-	-	-	21,563	-	5,864
C161	Sawmilling and planing of wood	33	-	-	-	-	-	-	-
C162	Manufacture of products of wood, cork, straw and plaiting materials								
C170	Manufacture of paper and paper products	33	-	-	-	-	51,946	-	-
C181	Printing and service activities related to printing	123	-	-	-	-	-	-	-
C192	Manufacture of refined petroleum products	3	-	-	-	-	-	-	-
C201	Manufacture of basic chemicals	19	-	-	-	-	-	-	-
C202	Manufacture of other chemical products, n.e.c.	29	-	-	-	-	-	-	-
C210	Manufacture of pharmaceuticals, medicinal chemical and botanical products	19	-	-	-	-	-	-	-
C221	Manufacture of rubber products	11	-	-	-	-	-	-	-
C222	Manufacture of plastic products	90	-	-	-	-	-	-	-
C231	Manufacture of glass and glass products	8	-	-	-	-	-	-	-
C239	Manufacture of non-metallic mineral products, n.e.c.	137	-	-	-	-	-	-	-
C241	Manufacture of basic iron and steel	47	-	-	-	-	-	-	-
C242	Manufacture of basic precious and other non-ferrous metals	5	-	1,090	-	-	5,299	-	-
C243	Casting of metals	5	-	-	-	-	-	-	-
C251	Manufacture of structural metal products, tanks, reservoirs and steam generators	49	-	-	-	-	-	-	-
C252	Manufacture of weapons and ammunition	37	-	-	-	-	-	-	-
C259	Manufacture of other fabricated metal products; metal working service activities								
C261	Manufacture of electronic components	15	-	-	55,876	367,905	18,404	-	6,876
C262	Manufacture of computers and peripheral equipment and accessories	5	-	-	-	-	-	-	-
C264	Manufacture of consumer electronics	4	-	-	-	-	-	-	-
C265	Manufacture of measuring, testing, navigating and control equipment; watches and clocks								
C271	Manufacture of electric motors, generators, transformers and electricity distribution and control apparatus	9	-	-	-	-	-	-	-

*Continued*



TABLE 6.1 - *Continued*

2009 PSIC Code	Region/ Industry Description	Number of Establishments	Directly Imported Tangible Fixed Assets						
			Total	Transport Equipment	ICT Machinery and Equipment	Specialized Industrial Machineries	General Industrial Machinery and Equipment	Other Machinery and Equipment	Other Tangible Fixed Assets
		(1)	(2)	(3)	(4)	(5)	(6)	(7)	(8)
C272	Manufacture of batteries and accumulators	3	-	-	-	45,207	-	-	-
C273	Manufacture of wiring and wiring devices	8	-	-	-	-	51,372	-	-
C274	Manufacture of electric lighting equipment	7	-	-	-	-	-	-	-
C275	Manufacture of domestic appliances	5	-	-	-	-	-	-	-
C279	Manufacture of other electrical equipment	5	-	-	-	-	-	-	-
C281	Manufacture of general purpose machinery	13	-	-	-	-	-	-	-
C282	Manufacture of special purpose machinery	17	-	-	-	-	-	-	-
C291	Manufacture of motor vehicles	}	4	-	-	-	-	-	-
C292	Manufacture of bodies (coachwork) for motor vehicles; manufacture of trailers and semi-trailers								
C293	Manufacture of parts and accessories for motor vehicles								
C301	Building of ships and boats	s	-	-	-	-	-	-	-
C303	Manufacture of air and spacecraft and related machinery	5	-	-	-	-	-	-	-
C309	Manufacture of transport equipment, n.e.c.	23	-	-	-	-	-	-	-
C310	Manufacture of furniture	94	-	-	-	-	-	-	-
C321	Manufacture of jewelry, bijouterie and related articles	13	-	-	-	-	-	-	-
C322	Manufacture of musical instruments	s	-	-	-	-	-	-	-
C323	Manufacture of sports goods	4	-	-	-	-	-	-	-
C324	Manufacture of games and toys	6	-	-	-	-	-	-	-
C325	Manufacture of medical and dental instruments and supplies	8	-	-	-	-	-	-	-
C329	Other manufacturing, n.e.c.	46	-	14,129	-	-	-	-	-
C331	Repair of fabricated metal products, machinery and equipment	43	-	-	-	-	-	-	-
C332	Installation of industrial machinery and equipment	s	-	-	-	-	-	-	-
	<b>IVA - CALABARZON</b>	<b>4,340</b>	<b>410,932</b>	<b>25,521</b>	<b>1,950</b>	<b>1,769,087</b>	<b>99,774</b>	<b>20,159</b>	<b>1,166,134</b>
C101	Processing and preserving of meat	51	-	-	-	-	-	-	-
C102	Processing and preserving of fish, crustaceans and mollusks	13	-	-	-	-	-	-	-
C103	Processing and preserving of fruits and vegetables	16	-	-	-	-	17,185	-	-
C104	Manufacture of vegetable and animal oils and fats	41	-	-	-	-	-	-	-
C105	Manufacture of dairy products	21	-	-	-	-	-	-	-
C106	Manufacture of grain mill products, starches and starch products	86	-	-	-	-	-	-	-
C107	Manufacture of other food products	1,144	-	-	-	-	-	-	1,162
C108	Manufacture of prepared animal feeds	79	-	-	-	-	-	-	-
C110	Manufacture of beverages	446	-	-	-	-	-	-	-
C120	Manufacture of tobacco products	3	-	-	-	-	-	-	-
C131	Spinning, weaving and finishing of textiles	10	-	-	-	-	-	-	-
C139	Manufacture of other textiles	35	-	-	-	-	-	-	-
C141	Manufacture of wearing apparel, except fur apparel	259	-	-	-	-	-	-	-

*Continued*

TABLE 6.1 - *Continued*

2009 PSIC Code	Region/ Industry Description	Number of Establishments	Directly Imported Tangible Fixed Assets						
			Total	Transport Equipment	ICT Machinery and Equipment	Specialized Industrial Machineries	General Industrial Machinery and Equipment	Other Machinery and Equipment	Other Tangible Fixed Assets
			(1)	(2)	(3)	(4)	(5)	(6)	(7)
C142	Custom tailoring and dressmaking	88	-	-	-	-	-	-	-
C143	Manufacture of knitted and crocheted apparel	3	-	-	350	-	149	-	-
C151	Tanning and dressing of leather; manufacture of luggage and handbags	6	-	-	-	-	-	-	-
C152	Manufacture of footwear	36	-	-	-	-	-	-	-
C161	Sawmilling and planing of wood	89	-	-	-	-	-	-	-
C162	Manufacture of products of wood, cork, straw and plaiting materials								
C170	Manufacture of paper and paper products	68	-	-	-	-	-	-	-
C181	Printing and service activities related to printing	145	-	-	-	-	-	-	-
C182	Reproduction of recorded media	s	-	-	-	-	-	-	-
C192	Manufacture of refined petroleum products	6	-	-	-	-	-	-	-
C199	Manufacture of other fuel products								
C201	Manufacture of basic chemicals	37	-	-	-	509,709	-	-	790,222
C202	Manufacture of other chemical products, n.e.c.	89	34,786	-	-	39,275	-	-	-
C210	Manufacture of pharmaceuticals, medicinal chemical and botanical products	30	-	-	-	-	-	-	-
C221	Manufacture of rubber products	36	-	-	-	2,444	-	-	-
C222	Manufacture of plastic products	170	-	-	-	237,914	9,356	-	175
C231	Manufacture of glass and glass products	26	-	-	-	-	-	-	-
C239	Manufacture of non-metallic mineral products, n.e.c.	116	-	-	-	-	-	-	-
C241	Manufacture of basic iron and steel	79	-	-	-	-	-	-	-
C242	Manufacture of basic precious and other non-ferrous metals	9	-	-	-	-	-	-	-
C243	Casting of metals	15	-	-	-	-	-	-	-
C251	Manufacture of structural metal products, tanks, reservoirs and steam generators	102	-	-	198	34,955	35,207	-	-
C259	Manufacture of other fabricated metal products; metal working service activities	222	-	-	-	-	31,187	-	-
C261	Manufacture of electronic components	99	376,145	-	296	466,195	6,689	-	355,345
C262	Manufacture of computers and peripheral equipment and accessories	24	-	-	-	-	-	-	-
C263	Manufacture of communication equipment	8	-	-	-	-	-	-	-
C264	Manufacture of consumer electronics	10	-	-	-	-	-	-	-
C265	Manufacture of measuring, testing, navigating and control equipment; watches and clocks	6	-	-	-	-	-	-	-
C267	Manufacture of optical instruments and photographic equipment	7	-	-	-	-	-	-	-
C271	Manufacture of electric motors, generators, transformers and electricity distribution and control apparatus	25	-	-	-	-	-	-	-
C272	Manufacture of batteries and accumulators	4	-	-	-	-	-	-	-
C273	Manufacture of wiring and wiring devices	24	-	-	-	32,705	-	-	-
C274	Manufacture of electric lighting equipment	15	-	-	-	-	-	-	-

*Continued*

TABLE 6.1 - *Continued*

2009 PSIC Code	Region/ Industry Description	Number of Establishments	Directly Imported Tangible Fixed Assets						
			Total	Transport Equipment	ICT Machinery and Equipment	Specialized Industrial Machineries	General Industrial Machinery and Equipment	Other Machinery and Equipment	Other Tangible Fixed Assets
			(1)	(2)	(3)	(4)	(5)	(6)	(7)
C275	Manufacture of domestic appliances	14	-	-	-	-	-	-	-
C279	Manufacture of other electrical equipment	12	-	-	-	-	-	-	333
C281	Manufacture of general purpose machinery	48	-	-	-	-	-	-	-
C282	Manufacture of special purpose machinery	76	-	-	-	-	-	-	-
C291	Manufacture of motor vehicles	13	-	-	-	-	-	-	-
C292	Manufacture of bodies (coachwork) for motor vehicles; manufacture of trailers and semi-trailers	14	-	-	-	-	-	-	-
C293	Manufacture of parts and accessories for motor vehicles	71	-	-	766	419,704	-	20,159	18,897
C301	Building of ships and boats	5	-	-	-	-	-	-	-
C303	Manufacture of air and spacecraft and related machinery	19	-	25,521	340	14,584	-	-	-
C309	Manufacture of transport equipment, n.e.c.								
C310	Manufacture of furniture	92	-	-	-	-	-	-	-
C321	Manufacture of jewelry, bijouterie and related articles	5	-	-	-	-	-	-	-
C323	Manufacture of sports goods	9	-	-	-	11,602	-	-	-
C324	Manufacture of games and toys	6	-	-	-	-	-	-	-
C325	Manufacture of medical and dental instruments and supplies	16	-	-	-	-	-	-	-
C329	Other manufacturing, n.e.c.	27	-	-	-	-	-	-	-
C331	Repair of fabricated metal products, machinery and equipment	116	-	-	-	-	-	-	-
	<b>MIMAROPA</b>	<b>353</b>	-	-	-	-	-	-	-
C101	Processing and preserving of meat	s	-	-	-	-	-	-	-
C103	Processing and preserving of fruits and vegetables	s	-	-	-	-	-	-	-
C104	Manufacture of vegetable and animal oils and fats	3	-	-	-	-	-	-	-
C105	Manufacture of dairy products	s	-	-	-	-	-	-	-
C106	Manufacture of grain mill products, starches and starch products	89	-	-	-	-	-	-	-
C107	Manufacture of other food products	113	-	-	-	-	-	-	-
C110	Manufacture of beverages	61	-	-	-	-	-	-	-
C131	Spinning, weaving and finishing of textiles	s	-	-	-	-	-	-	-
C142	Custom tailoring and dressmaking	4	-	-	-	-	-	-	-
C151	Tanning and dressing of leather; manufacture of luggage and handbags	s	-	-	-	-	-	-	-
C162	Manufacture of products of wood, cork, straw and plaiting materials	s	-	-	-	-	-	-	-
C181	Printing and service activities related to printing	28	-	-	-	-	-	-	-
C192	Manufacture of refined petroleum products	s	-	-	-	-	-	-	-
C201	Manufacture of basic chemicals	5	-	-	-	-	-	-	-
C202	Manufacture of other chemical products, n.e.c.								
C210	Manufacture of pharmaceuticals, medicinal chemical and botanical products	s	-	-	-	-	-	-	-

*Continued*

TABLE 6.1 - *Continued*

2009 PSIC Code	Region/ Industry Description	Number of Establishments	Directly Imported Tangible Fixed Assets						
			Total	Transport Equipment	ICT Machinery and Equipment	Specialized Industrial Machineries	General Industrial Machinery and Equipment	Other Machinery and Equipment	Other Tangible Fixed Assets
		(1)	(2)	(3)	(4)	(5)	(6)	(7)	(8)
C222	Manufacture of plastic products	s	-	-	-	-	-	-	-
C239	Manufacture of non-metallic mineral products, n.e.c.	24	-	-	-	-	-	-	-
C242	Manufacture of basic precious and other non-ferrous metals	s	-	-	-	-	-	-	-
C259	Manufacture of other fabricated metal products; metal working service activities	6	-	-	-	-	-	-	-
C282	Manufacture of special purpose machinery	s	-	-	-	-	-	-	-
C310	Manufacture of furniture	4	-	-	-	-	-	-	-
C331	Repair of fabricated metal products, machinery and equipment	5	-	-	-	-	-	-	-
	<b>V - Bicol Region</b>	<b>760</b>	<b>299</b>	<b>-</b>	<b>-</b>	<b>599</b>	<b>-</b>	<b>-</b>	<b>-</b>
C101	Processing and preserving of meat	15	-	-	-	-	-	-	-
C102	Processing and preserving of fish, crustaceans and mollusks	24	-	-	-	-	-	-	-
C103	Processing and preserving of fruits and vegetables	7	-	-	-	-	-	-	-
C104	Manufacture of vegetable and animal oils and fats	7	-	-	-	-	-	-	-
C105	Manufacture of dairy products	4	-	-	-	-	-	-	-
C106	Manufacture of grain mill products, starches and starch products	127	-	-	-	-	-	-	-
C107	Manufacture of other food products	261	-	-	-	-	-	-	-
C108	Manufacture of prepared animal feeds	5	-	-	-	-	-	-	-
C110	Manufacture of beverages	84	-	-	-	-	-	-	-
C120	Manufacture of tobacco products	s	-	-	-	-	-	-	-
C131	Spinning, weaving and finishing of textiles	4	-	-	-	-	-	-	-
C139	Manufacture of other textiles	10	-	-	-	-	-	-	-
C141	Manufacture of wearing apparel, except fur apparel	34	-	-	-	-	-	-	-
C142	Custom tailoring and dressmaking								
C152	Manufacture of footwear	s	-	-	-	-	-	-	-
C162	Manufacture of products of wood, cork, straw and plaiting materials	19	-	-	-	-	-	-	-
C170	Manufacture of paper and paper products	s	s	s	s	s	s	s	s
C181	Printing and service activities related to printing	63	-	-	-	-	-	-	-
C192	Manufacture of refined petroleum products	s	-	-	-	-	-	-	-
C201	Manufacture of basic chemicals	3	-	-	-	-	-	-	-
C210	Manufacture of pharmaceuticals, medicinal chemical and botanical products	s	-	-	-	-	-	-	-
C231	Manufacture of glass and glass products	19	-	-	-	-	-	-	-
C239	Manufacture of non-metallic mineral products, n.e.c.								
C241	Manufacture of basic iron and steel	5	-	-	-	-	-	-	-
C242	Manufacture of basic precious and other non-ferrous metals								

*Continued*

TABLE 6.1 - *Continued*

2009 PSIC Code	Region/ Industry Description	Number of Establishments	Directly Imported Tangible Fixed Assets						
			Total	Transport Equipment	ICT Machinery and Equipment	Specialized Industrial Machineries	General Industrial Machinery and Equipment	Other Machinery and Equipment	Other Tangible Fixed Assets
		(1)	(2)	(3)	(4)	(5)	(6)	(7)	(8)
C251	Manufacture of structural metal products, tanks, reservoirs and steam generators	4	-	-	-	-	-	-	-
C259	Manufacture of other fabricated metal products; metal working service activities	22	-	-	-	-	-	-	-
C282	Manufacture of special purpose machinery	3	-	-	-	-	-	-	-
C293	Manufacture of parts and accessories for motor vehicles	s	-	-	-	-	-	-	-
C310	Manufacture of furniture	14	-	-	-	-	-	-	-
C329	Other manufacturing, n.e.c.	9	-	-	-	-	-	-	-
C331	Repair of fabricated metal products, machinery and equipment	9	-	-	-	-	-	-	-
	<b>VI - Western Visayas</b>	<b>1,208</b>	<b>-</b>	<b>-</b>	<b>-</b>	<b>20,110</b>	<b>-</b>	<b>2,378</b>	<b>1,494</b>
C101	Processing and preserving of meat	15	-	-	-	-	-	-	-
C102	Processing and preserving of fish, crustaceans and mollusks	20	-	-	-	-	-	-	-
C103	Processing and preserving of fruits and vegetables	3	-	-	-	-	-	-	-
C104	Manufacture of vegetable and animal oils and fats	3	-	-	-	-	-	-	-
C105	Manufacture of dairy products	4	-	-	-	-	-	-	-
C106	Manufacture of grain mill products, starches and starch products	77	-	-	-	20,110	-	2,378	1,494
C107	Manufacture of other food products	594	-	-	-	-	-	-	-
C108	Manufacture of prepared animal feeds	3	-	-	-	-	-	-	-
C110	Manufacture of beverages	180	-	-	-	-	-	-	-
C131	Spinning, weaving and finishing of textiles	5	-	-	-	-	-	-	-
C139	Manufacture of other textiles	3	-	-	-	-	-	-	-
C141	Manufacture of wearing apparel, except fur apparel	12	-	-	-	-	-	-	-
C142	Custom tailoring and dressmaking	28	-	-	-	-	-	-	-
C161	Sawmilling and planing of wood	11	-	-	-	-	-	-	-
C162	Manufacture of products of wood, cork, straw and plaiting materials								
C170	Manufacture of paper and paper products	s	-	-	-	-	-	-	-
C181	Printing and service activities related to printing	79	-	-	-	-	-	-	-
C199	Manufacture of other fuel products	s	-	-	-	-	-	-	-
C201	Manufacture of basic chemicals	10	-	-	-	-	-	-	-
C202	Manufacture of other chemical products, n.e.c.	3	-	-	-	-	-	-	-
C210	Manufacture of pharmaceuticals, medicinal chemical and botanical products	4	-	-	-	-	-	-	-
C222	Manufacture of plastic products	8	-	-	-	-	-	-	-
C231	Manufacture of glass and glass products	49	-	-	-	-	-	-	-
C239	Manufacture of non-metallic mineral products, n.e.c.								
C241	Manufacture of basic iron and steel								
C243	Casting of metals	8	-	-	-	-	-	-	-

*Continued*

TABLE 6.1 - *Continued*

2009 PSIC Code	Region/ Industry Description	Number of Establishments	Directly Imported Tangible Fixed Assets						
			Total	Transport Equipment	ICT Machinery and Equipment	Specialized Industrial Machineries	General Industrial Machinery and Equipment	Other Machinery and Equipment	Other Tangible Fixed Assets
		(1)	(2)	(3)	(4)	(5)	(6)	(7)	(8)
C251	Manufacture of structural metal products, tanks, reservoirs and steam generators	4	-	-	-	-	-	-	-
C259	Manufacture of other fabricated metal products; metal working service activities	12	-	-	-	-	-	-	-
C273	Manufacture of wiring and wiring devices	s	-	-	-	-	-	-	-
C275	Manufacture of domestic appliances	s	-	-	-	-	-	-	-
C282	Manufacture of special purpose machinery	4	-	-	-	-	-	-	-
C310	Manufacture of furniture	44	-	-	-	-	-	-	-
C329	Other manufacturing, n.e.c.	5	-	-	-	-	-	-	-
C331	Repair of fabricated metal products, machinery and equipment	19	-	-	-	-	-	-	-
	<b>VII - Central Visayas</b>	<b>2,853</b>	<b>-</b>	<b>-</b>	<b>184</b>	<b>56,307</b>	<b>30,255</b>	<b>1,927</b>	<b>-</b>
C101	Processing and preserving of meat	28	-	-	-	-	-	-	-
C102	Processing and preserving of fish, crustaceans and mollusks	36	-	-	-	-	-	-	-
C103	Processing and preserving of fruits and vegetables	15	-	-	-	-	-	-	-
C104	Manufacture of vegetable and animal oils and fats	11	-	-	-	-	-	-	-
C105	Manufacture of dairy products	7	-	-	-	-	-	-	-
C106	Manufacture of grain mill products, starches and starch products	40	-	-	-	-	-	-	-
C107	Manufacture of other food products	1,297	-	-	-	-	-	-	-
C108	Manufacture of prepared animal feeds	10	-	-	-	-	-	-	-
C110	Manufacture of beverages	367	-	-	-	-	-	-	-
C131	Spinning, weaving and finishing of textiles	3	-	-	-	-	-	-	-
C139	Manufacture of other textiles	18	-	-	-	-	-	-	-
C141	Manufacture of wearing apparel, except fur apparel	43	-	-	-	18,267	-	1,927	-
C142	Custom tailoring and dressmaking	24	-	-	-	-	-	-	-
C151	Tanning and dressing of leather; manufacture of luggage and handbags	s	-	-	-	-	-	-	-
C152	Manufacture of footwear	14	-	-	-	-	-	-	-
C161	Sawmilling and planing of wood	29	-	-	-	-	-	-	-
C162	Manufacture of products of wood, cork, straw and plaiting materials								
C170	Manufacture of paper and paper products	24	-	-	-	-	-	-	-
C181	Printing and service activities related to printing	222	-	-	-	-	-	-	-
C199	Manufacture of other fuel products	s	-	-	-	-	-	-	-
C201	Manufacture of basic chemicals	19	-	-	-	-	-	-	-
C202	Manufacture of other chemical products, n.e.c.	36	-	-	-	-	-	-	-
C203	Manufacture of man-made fibers								
C210	Manufacture of pharmaceuticals, medicinal chemical and botanical products	8	-	-	-	-	-	-	-

*Continued*

TABLE 6.1 - *Continued*

2009 PSIC Code	Region/ Industry Description	Number of Establishments	Directly Imported Tangible Fixed Assets						
			Total	Transport Equipment	ICT Machinery and Equipment	Specialized Industrial Machineries	General Industrial Machinery and Equipment	Other Machinery and Equipment	Other Tangible Fixed Assets
			(1)	(2)	(3)	(4)	(5)	(6)	(7)
C221	Manufacture of rubber products	9	-	-	-	-	-	-	-
C222	Manufacture of plastic products	70	-	-	-	-	-	-	-
C231	Manufacture of glass and glass products	9	-	-	-	-	-	-	-
C239	Manufacture of non-metallic mineral products, n.e.c.	76	-	-	-	-	-	-	-
C241	Manufacture of basic iron and steel	27	-	-	-	-	-	-	-
C242	Manufacture of basic precious and other non-ferrous metals								
C243	Casting of metals								
C251	Manufacture of structural metal products, tanks, reservoirs and steam generators	19	-	-	-	-	-	-	-
C252	Manufacture of weapons and ammunition	s	-	-	-	-	-	-	-
C259	Manufacture of other fabricated metal products; metal working service activities	47	-	-	-	1,029	1,546	-	-
C261	Manufacture of electronic components	13	-	-	-	-	-	-	-
C262	Manufacture of computers and peripheral equipment and accessories	4	-	-	184	37,011	172	-	-
C263	Manufacture of communication equipment								
C265	Manufacture of measuring, testing, navigating and control equipment; watches and clocks								
C267	Manufacture of optical instruments and photographic equipment	13	-	-	-	-	-	-	-
C271	Manufacture of electric motors, generators, transformers and electricity distribution and control apparatus	3	-	-	-	-	-	-	-
C273	Manufacture of wiring and wiring devices	s	-	-	-	-	-	-	-
C274	Manufacture of electric lighting equipment	4	-	-	-	-	-	-	-
C275	Manufacture of domestic appliances	3	-	-	-	-	-	-	-
C281	Manufacture of general purpose machinery	8	-	-	-	-	-	-	-
C282	Manufacture of special purpose machinery	7	-	-	-	-	-	-	-
C291	Manufacture of motor vehicles	8	-	-	-	-	-	-	-
C292	Manufacture of bodies (coachwork) for motor vehicles; manufacture of trailers and semi-trailers	10	-	-	-	-	-	-	-
C293	Manufacture of parts and accessories for motor vehicles								
C301	Building of ships and boats	6	-	-	-	-	-	-	-
C309	Manufacture of transport equipment, n.e.c.	s	-	-	-	-	-	-	-
C310	Manufacture of furniture	133	-	-	-	-	-	-	-
C321	Manufacture of jewelry, bijouterie and related articles	37	-	-	-	-	-	-	-
C322	Manufacture of musical instruments	s	-	-	-	-	-	-	-
C323	Manufacture of sports goods	s	-	-	-	-	-	-	-
C324	Manufacture of games and toys	3	-	-	-	-	-	-	-
C325	Manufacture of medical and dental instruments and supplies	5	-	-	-	-	28,538	-	-
C329	Other manufacturing, n.e.c.	18	-	-	-	-	-	-	-

*Continued*

TABLE 6.1 - *Continued*

2009 PSIC Code	Region/ Industry Description	Number of Establishments	Directly Imported Tangible Fixed Assets						
			Total	Transport Equipment	ICT Machinery and Equipment	Specialized Industrial Machineries	General Industrial Machinery and Equipment	Other Machinery and Equipment	Other Tangible Fixed Assets
			(1)	(2)	(3)	(4)	(5)	(6)	(7)
C331	Repair of fabricated metal products, machinery and equipment	54	-	-	-	-	-	-	-
	<b>VIII - Eastern Visayas</b>	<b>871</b>	-	-	-	-	-	-	-
C101	Processing and preserving of meat	s	-	-	-	-	-	-	-
C102	Processing and preserving of fish, crustaceans and mollusks	3	-	-	-	-	-	-	-
C103	Processing and preserving of fruits and vegetables	s	-	-	-	-	-	-	-
C104	Manufacture of vegetable and animal oils and fats	6	-	-	-	-	-	-	-
C106	Manufacture of grain mill products, starches and starch products	97	-	-	-	-	-	-	-
C107	Manufacture of other food products	529	-	-	-	-	-	-	-
C110	Manufacture of beverages	108	-	-	-	-	-	-	-
C139	Manufacture of other textiles	s	-	-	-	-	-	-	-
C142	Custom tailoring and dressmaking	3	-	-	-	-	-	-	-
C162	Manufacture of products of wood, cork, straw and plaiting materials	s	-	-	-	-	-	-	-
C170	Manufacture of paper and paper products	3	-	-	-	-	-	-	-
C181	Printing and service activities related to printing	36	-	-	-	-	-	-	-
C192	Manufacture of refined petroleum products	s	-	-	-	-	-	-	-
C201	Manufacture of basic chemicals	7	-	-	-	-	-	-	-
C202	Manufacture of other chemical products, n.e.c.								
C210	Manufacture of pharmaceuticals, medicinal chemical and botanical products	s	-	-	-	-	-	-	-
C221	Manufacture of rubber products	s	-	-	-	-	-	-	-
C222	Manufacture of plastic products	s	-	-	-	-	-	-	-
C231	Manufacture of glass and glass products	6	-	-	-	-	-	-	-
C239	Manufacture of non-metallic mineral products, n.e.c.	18	-	-	-	-	-	-	-
C242	Manufacture of basic precious and other non-ferrous metals	s	-	-	-	-	-	-	-
C243	Casting of metals	s	-	-	-	-	-	-	-
C251	Manufacture of structural metal products, tanks, reservoirs and steam generators	s	-	-	-	-	-	-	-
C259	Manufacture of other fabricated metal products; metal working service activities	18	-	-	-	-	-	-	-
C273	Manufacture of wiring and wiring devices	s	-	-	-	-	-	-	-
C282	Manufacture of special purpose machinery	s	-	-	-	-	-	-	-
C310	Manufacture of furniture	9	-	-	-	-	-	-	-
C329	Other manufacturing, n.e.c.	7	-	-	-	-	-	-	-
C331	Repair of fabricated metal products, machinery and equipment	6	-	-	-	-	-	-	-

*Continued*



TABLE 6.1 - *Continued*

2009 PSIC Code	Region/ Industry Description	Number of Establishments	Directly Imported Tangible Fixed Assets						
			Total	Transport Equipment	ICT Machinery and Equipment	Specialized Industrial Machineries	General Industrial Machinery and Equipment	Other Machinery and Equipment	Other Tangible Fixed Assets
			(1)	(2)	(3)	(4)	(5)	(6)	(7)
	<b>IX - Zamboanga Peninsula</b>	<b>522</b>	-	-	-	-	-	-	-
C101	Processing and preserving of meat	6	-	-	-	-	-	-	-
C102	Processing and preserving of fish, crustaceans and mollusks	23	-	-	-	-	-	-	-
C103	Processing and preserving of fruits and vegetables	s	-	-	-	-	-	-	-
C104	Manufacture of vegetable and animal oils and fats	4	-	-	-	-	-	-	-
C105	Manufacture of dairy products	s	-	-	-	-	-	-	-
C106	Manufacture of grain mill products, starches and starch products	79	-	-	-	-	-	-	-
C107	Manufacture of other food products	244	-	-	-	-	-	-	-
C108	Manufacture of prepared animal feeds	s	-	-	-	-	-	-	-
C110	Manufacture of beverages	53	-	-	-	-	-	-	-
C142	Custom tailoring and dressmaking	10	-	-	-	-	-	-	-
C161	Sawmilling and planing of wood	3	-	-	-	-	-	-	-
C162	Manufacture of products of wood, cork, straw and plaiting materials								
C181	Printing and service activities related to printing	33	-	-	-	-	-	-	-
C202	Manufacture of other chemical products, n.e.c.	s	-	-	-	-	-	-	-
C221	Manufacture of rubber products	5	-	-	-	-	-	-	-
C222	Manufacture of plastic products	3	-	-	-	-	-	-	-
C231	Manufacture of glass and glass products	12	-	-	-	-	-	-	-
C239	Manufacture of non-metallic mineral products, n.e.c.								
C241	Manufacture of basic iron and steel								
C251	Manufacture of structural metal products, tanks, reservoirs and steam generators	s	-	-	-	-	-	-	-
C259	Manufacture of other fabricated metal products; metal working service activities	5	-	-	-	-	-	-	-
C301	Building of ships and boats	s	-	-	-	-	-	-	-
C310	Manufacture of furniture	13	-	-	-	-	-	-	-
C324	Manufacture of games and toys	7	-	-	-	-	-	-	-
C329	Other manufacturing, n.e.c.								
C331	Repair of fabricated metal products, machinery and equipment	14	-	-	-	-	-	-	-
	<b>X - Northern Mindanao</b>	<b>774</b>	-	-	-	-	-	-	-
C101	Processing and preserving of meat	14	-	-	-	-	-	-	-
C102	Processing and preserving of fish, crustaceans and mollusks	s	-	-	-	-	-	-	-
C103	Processing and preserving of fruits and vegetables	12	-	-	-	-	-	-	-
C104	Manufacture of vegetable and animal oils and fats	10	-	-	-	-	-	-	-
C105	Manufacture of dairy products	6	-	-	-	-	-	-	-

*Continued*

TABLE 6.1 - *Continued*

2009 PSIC Code	Region/ Industry Description	Number of Establishments	Directly Imported Tangible Fixed Assets						
			Total	Transport Equipment	ICT Machinery and Equipment	Specialized Industrial Machineries	General Industrial Machinery and Equipment	Other Machinery and Equipment	Other Tangible Fixed Assets
			(1)	(2)	(3)	(4)	(5)	(6)	(7)
C106	Manufacture of grain mill products, starches and starch products	85	-	-	-	-	-	-	-
C107	Manufacture of other food products	311	-	-	-	-	-	-	-
C108	Manufacture of prepared animal feeds	6	-	-	-	-	-	-	-
C110	Manufacture of beverages	51	-	-	-	-	-	-	-
C139	Manufacture of other textiles	s	-	-	-	-	-	-	-
C141	Manufacture of wearing apparel, except fur apparel	4	-	-	-	-	-	-	-
C142	Custom tailoring and dressmaking	25	-	-	-	-	-	-	-
C152	Manufacture of footwear	s	-	-	-	-	-	-	-
C161	Sawmilling and planing of wood	21	-	-	-	-	-	-	-
C162	Manufacture of products of wood, cork, straw and plaiting materials	9	-	-	-	-	-	-	-
C170	Manufacture of paper and paper products	8	-	-	-	-	-	-	-
C181	Printing and service activities related to printing	70	-	-	-	-	-	-	-
C192	Manufacture of refined petroleum products	s	-	-	-	-	-	-	-
C201	Manufacture of basic chemicals	10	-	-	-	-	-	-	-
C202	Manufacture of other chemical products, n.e.c.	4	-	-	-	-	-	-	-
C210	Manufacture of pharmaceuticals, medicinal chemical and botanical products	s	-	-	-	-	-	-	-
C221	Manufacture of rubber products	s	-	-	-	-	-	-	-
C222	Manufacture of plastic products	5	-	-	-	-	-	-	-
C231	Manufacture of glass and glass products	27	-	-	-	-	-	-	-
C239	Manufacture of non-metallic mineral products, n.e.c.		-	-	-	-	-	-	-
C241	Manufacture of basic iron and steel	11	-	-	-	-	-	-	-
C243	Casting of metals	s	-	-	-	-	-	-	-
C251	Manufacture of structural metal products, tanks, reservoirs and steam generators	5	-	-	-	-	-	-	-
C252	Manufacture of weapons and ammunition	s	-	-	-	-	-	-	-
C259	Manufacture of other fabricated metal products; metal working service activities	11	-	-	-	-	-	-	-
C282	Manufacture of special purpose machinery	4	-	-	-	-	-	-	-
C291	Manufacture of motor vehicles	4	-	-	-	-	-	-	-
C292	Manufacture of bodies (coachwork) for motor vehicles; manufacture of trailers and semi-trailers	s	-	-	-	-	-	-	-
C310	Manufacture of furniture	13	-	-	-	-	-	-	-
C321	Manufacture of jewelry, bijouterie and related articles	3	-	-	-	-	-	-	-
C324	Manufacture of games and toys		-	-	-	-	-	-	-
C325	Manufacture of medical and dental instruments and supplies		-	-	-	-	-	-	-
C329	Other manufacturing, n.e.c.		-	-	-	-	-	-	-
C331	Repair of fabricated metal products, machinery and equipment	28	-	-	-	-	-	-	-

*Continued*

TABLE 6.1 - *Continued*

2009 PSIC Code	Region/ Industry Description	Number of Establishments	Directly Imported Tangible Fixed Assets						
			Total	Transport Equipment	ICT Machinery and Equipment	Specialized Industrial Machineries	General Industrial Machinery and Equipment	Other Machinery and Equipment	Other Tangible Fixed Assets
			(1)	(2)	(3)	(4)	(5)	(6)	(7)
	<b>XI - Davao Region</b>	<b>1,173</b>	-	-	-	-	-	-	-
C101	Processing and preserving of meat	14	-	-	-	-	-	-	-
C102	Processing and preserving of fish, crustaceans and mollusks	3	-	-	-	-	-	-	-
C103	Processing and preserving of fruits and vegetables	15	-	-	-	-	-	-	-
C104	Manufacture of vegetable and animal oils and fats	19	-	-	-	-	-	-	-
C105	Manufacture of dairy products	3	-	-	-	-	-	-	-
C106	Manufacture of grain mill products, starches and starch products	70	-	-	-	-	-	-	-
C107	Manufacture of other food products	551	-	-	-	-	-	-	-
C108	Manufacture of prepared animal feeds	11	-	-	-	-	-	-	-
C110	Manufacture of beverages	64	-	-	-	-	-	-	-
C120	Manufacture of tobacco products	s	-	-	-	-	-	-	-
C131	Spinning, weaving and finishing of textiles	4	-	-	-	-	-	-	-
C139	Manufacture of other textiles	9	-	-	-	-	-	-	-
C141	Manufacture of wearing apparel, except fur apparel	4	-	-	-	-	-	-	-
C142	Custom tailoring and dressmaking	53	-	-	-	-	-	-	-
C152	Manufacture of footwear	4	-	-	-	-	-	-	-
C161	Sawmilling and planing of wood	22	-	-	-	-	-	-	-
C162	Manufacture of products of wood, cork, straw and plaiting materials								
C170	Manufacture of paper and paper products								
C181	Printing and service activities related to printing	78	-	-	-	-	-	-	-
C192	Manufacture of refined petroleum products	s	-	-	-	-	-	-	-
C201	Manufacture of basic chemicals	11	-	-	-	-	-	-	-
C202	Manufacture of other chemical products, n.e.c.	17	-	-	-	-	-	-	-
C210	Manufacture of pharmaceuticals, medicinal chemical and botanical products	4	-	-	-	-	-	-	-
C221	Manufacture of rubber products	4	-	-	-	-	-	-	-
C222	Manufacture of plastic products	28	-	-	-	-	-	-	-
C231	Manufacture of glass and glass products	4	-	-	-	-	-	-	-
C239	Manufacture of non-metallic mineral products, n.e.c.	20	-	-	-	-	-	-	-
C241	Manufacture of basic iron and steel	17	-	-	-	-	-	-	-
C242	Manufacture of basic precious and other non-ferrous metals	4	-	-	-	-	-	-	-
C243	Casting of metals	s	-	-	-	-	-	-	-
C251	Manufacture of structural metal products, tanks, reservoirs and steam generators	12	-	-	-	-	-	-	-
C252	Manufacture of weapons and ammunition	s	-	-	-	-	-	-	-
C259	Manufacture of other fabricated metal products; metal working service activities	23	-	-	-	-	-	-	-

*Continued*

TABLE 6.1 - *Continued*

2009 PSIC Code	Region/ Industry Description	Number of Establishments	Directly Imported Tangible Fixed Assets						
			Total	Transport Equipment	ICT Machinery and Equipment	Specialized Industrial Machineries	General Industrial Machinery and Equipment	Other Machinery and Equipment	Other Tangible Fixed Assets
			(1)	(2)	(3)	(4)	(5)	(6)	(7)
C265	Manufacture of measuring, testing, navigating and control equipment; watches and clocks	s	-	-	-	-	-	-	-
C275	Manufacture of domestic appliances	s	-	-	-	-	-	-	-
C279	Manufacture of other electrical equipment	s	-	-	-	-	-	-	-
C281	Manufacture of general purpose machinery	3	-	-	-	-	-	-	-
C282	Manufacture of special purpose machinery	6	-	-	-	-	-	-	-
C291	Manufacture of motor vehicles	s	-	-	-	-	-	-	-
C293	Manufacture of parts and accessories for motor vehicles	s	-	-	-	-	-	-	-
C301	Building of ships and boats	}	3	-	-	-	-	-	-
C309	Manufacture of transport equipment, n.e.c.								
C310	Manufacture of furniture	27	-	-	-	-	-	-	-
C321	Manufacture of jewelry, bijouterie and related articles	s	-	-	-	-	-	-	-
C329	Other manufacturing, n.e.c.	6	-	-	-	-	-	-	-
C331	Repair of fabricated metal products, machinery and equipment	37	-	-	-	-	-	-	-
	<b>XII - SOCCSKSARGEN</b>	<b>629</b>	<b>-</b>	<b>500</b>	<b>1,406</b>	<b>378,798</b>	<b>22,489</b>	<b>-</b>	<b>12</b>
C101	Processing and preserving of meat	9	-	-	-	-	-	-	-
C102	Processing and preserving of fish, crustaceans and mollusks	24	-	-	-	-	-	-	-
C103	Processing and preserving of fruits and vegetables	3	-	-	-	-	-	-	-
C104	Manufacture of vegetable and animal oils and fats	5	-	-	1,406	193,504	-	-	-
C105	Manufacture of dairy products	s	-	-	-	-	-	-	-
C106	Manufacture of grain mill products, starches and starch products	110	-	-	-	-	-	-	-
C107	Manufacture of other food products	203	-	-	-	-	-	-	-
C108	Manufacture of prepared animal feeds	5	-	-	-	-	-	-	-
C110	Manufacture of beverages	37	-	-	-	-	-	-	-
C131	Spinning, weaving and finishing of textiles	}	3	-	-	-	-	-	-
C139	Manufacture of other textiles								
C141	Manufacture of wearing apparel, except fur apparel	4	-	-	-	-	-	-	-
C142	Custom tailoring and dressmaking	8	-	-	-	-	-	-	-
C152	Manufacture of footwear	s	-	-	-	-	-	-	-
C161	Sawmilling and planing of wood	3	-	-	-	11	-	-	12
C162	Manufacture of products of wood, cork, straw and plaiting materials	5	-	-	-	-	-	-	-
C170	Manufacture of paper and paper products	s	-	-	-	-	-	-	-
C181	Printing and service activities related to printing	70	-	-	-	-	-	-	-
C192	Manufacture of refined petroleum products	s	-	-	-	-	-	-	-
C201	Manufacture of basic chemicals	4	-	-	-	-	-	-	-
C202	Manufacture of other chemical products, n.e.c.	5	-	-	-	-	-	-	-

*Continued*

TABLE 6.1 - *Continued*

2009 PSIC Code	Region/ Industry Description	Number of Establishments	Directly Imported Tangible Fixed Assets						
			Total	Transport Equipment	ICT Machinery and Equipment	Specialized Industrial Machineries	General Industrial Machinery and Equipment	Other Machinery and Equipment	Other Tangible Fixed Assets
			(1)	(2)	(3)	(4)	(5)	(6)	(7)
C210	Manufacture of pharmaceuticals, medicinal chemical and botanical products	s	-	-	-	-	-	-	-
C221	Manufacture of rubber products	5	-	500	-	-	-	-	-
C222	Manufacture of plastic products	s	-	-	-	-	-	-	-
C231	Manufacture of glass and glass products	20	-	-	-	-	-	-	-
C239	Manufacture of non-metallic mineral products, n.e.c.								
C241	Manufacture of basic iron and steel	4	-	-	-	-	-	-	-
C243	Casting of metals	s	-	-	-	-	-	-	-
C251	Manufacture of structural metal products, tanks, reservoirs and steam generators	4	-	-	-	-	-	-	-
C259	Manufacture of other fabricated metal products; metal working service activities	38	-	-	-	185,283	22,489	-	-
C282	Manufacture of special purpose machinery	4	-	-	-	-	-	-	-
C301	Building of ships and boats	3	-	-	-	-	-	-	-
C309	Manufacture of transport equipment, n.e.c.								
C310	Manufacture of furniture	11	-	-	-	-	-	-	-
C323	Manufacture of sports goods	s	-	-	-	-	-	-	-
C331	Repair of fabricated metal products, machinery and equipment	31	-	-	-	-	-	-	-
<b>XIII - Caraga</b>		<b>440</b>	-	-	-	-	-	-	-
C101	Processing and preserving of meat	4	-	-	-	-	-	-	-
C102	Processing and preserving of fish, crustaceans and mollusks	s	-	-	-	-	-	-	-
C103	Processing and preserving of fruits and vegetables	s	-	-	-	-	-	-	-
C104	Manufacture of vegetable and animal oils and fats	5	-	-	-	-	-	-	-
C106	Manufacture of grain mill products, starches and starch products	49	-	-	-	-	-	-	-
C107	Manufacture of other food products	185	-	-	-	-	-	-	-
C108	Manufacture of prepared animal feeds	s	-	-	-	-	-	-	-
C110	Manufacture of beverages	71	-	-	-	-	-	-	-
C139	Manufacture of other textiles	s	-	-	-	-	-	-	-
C142	Custom tailoring and dressmaking	9	-	-	-	-	-	-	-
C152	Manufacture of footwear	s	-	-	-	-	-	-	-
C161	Sawmilling and planing of wood	5	-	-	-	-	-	-	-
C162	Manufacture of products of wood, cork, straw and plaiting materials	10	-	-	-	-	-	-	-
C181	Printing and service activities related to printing	33	-	-	-	-	-	-	-
C199	Manufacture of other fuel products	s	-	-	-	-	-	-	-
C201	Manufacture of basic chemicals	5	-	-	-	-	-	-	-
C202	Manufacture of other chemical products, n.e.c.								
C221	Manufacture of rubber products	s	-	-	-	-	-	-	-

*Continued*

TABLE 6.1 - *Concluded*

2009 PSIC Code	Region/ Industry Description	Number of Establishments	Directly Imported Tangible Fixed Assets						
			Total	Transport Equipment	ICT Machinery and Equipment	Specialized Industrial Machineries	General Industrial Machinery and Equipment	Other Machinery and Equipment	Other Tangible Fixed Assets
			(1)	(2)	(3)	(4)	(5)	(6)	(7)
C231	Manufacture of glass and glass products	14	-	-	-	-	-	-	-
C239	Manufacture of non-metallic mineral products, n.e.c.		-	-	-	-	-	-	-
C241	Manufacture of basic iron and steel		-	-	-	-	-	-	-
C242	Manufacture of basic precious and other non-ferrous metals	3	-	-	-	-	-	-	-
C251	Manufacture of structural metal products, tanks, reservoirs and steam generators		-	-	-	-	-	-	-
C259	Manufacture of other fabricated metal products; metal working service activities		-	-	-	-	-	-	-
C282	Manufacture of special purpose machinery	s	-	-	-	-	-	-	-
C301	Building of ships and boats	s	-	-	-	-	-	-	-
C309	Manufacture of transport equipment, n.e.c.	s	-	-	-	-	-	-	-
C310	Manufacture of furniture	10	-	-	-	-	-	-	-
C321	Manufacture of jewelry, bijouterie and related articles	4	-	-	-	-	-	-	-
C324	Manufacture of games and toys	3	-	-	-	-	-	-	-
C329	Other manufacturing, n.e.c.		-	-	-	-	-	-	-
C331	Repair of fabricated metal products, machinery and equipment		-	-	-	-	-	-	-
	Autonomous Region in Muslim Mindanao	57	-	-	-	-	-	-	-
C101	Processing and preserving of meat	s	-	-	-	-	-	-	-
C104	Manufacture of vegetable and animal oils and fats	s	-	-	-	-	-	-	-
C106	Manufacture of grain mill products, starches and starch products	21	-	-	-	-	-	-	-
C107	Manufacture of other food products	18	-	-	-	-	-	-	-
C108	Manufacture of prepared animal feeds	s	-	-	-	-	-	-	-
C110	Manufacture of beverages	7	-	-	-	-	-	-	-
C142	Custom tailoring and dressmaking	s	-	-	-	-	-	-	-
C221	Manufacture of rubber products	s	-	-	-	-	-	-	-
C239	Manufacture of non-metallic mineral products, n.e.c.	s	-	-	-	-	-	-	-
C301	Building of ships and boats	s	-	-	-	-	-	-	-
C310	Manufacture of furniture	s	-	-	-	-	-	-	-

- zero value

} Combined data

s Suppressed data

Notes: Values are in thousand pesos, except number of establishments.

Details may not add-up to total due to rounding and/or statistical disclosure control.

Source: Philippine Statistics Authority, 2019 Annual Survey of Philippine Business and Industry (Final Results)

Table 6.2. Number of Establishments and Capital Expenditures for Tangible Fixed Assets by Mode of Acquisition for Manufacturing Establishments by Region and Industry Group: Philippines, 2019

2009 PSIC Code	Region/ Industry Description	Number of Establishments	Capital Expenditures for Tangible Fixed Assets by Mode of Acquisition				
			Total	New Tangible Fixed Assets	Major Alterations and Improvements on Tangible Fixed Assets	Land and Used Tangible Fixed Assets	Tangible Fixed Assets Produced on Own Account
		(1)	(2)	(3)	(4)	(5)	(6)
	Philippines	24,270	234,884,177	193,991,374	33,005,493	4,888,808	2,998,502
C101	Processing and preserving of meat	294	1,165,657	841,449	257,565	29,862	36,781
C102	Processing and preserving of fish, crustaceans and mollusks	225	1,140,599	394,965	184,158	123,083	438,393
C103	Processing and preserving of fruits and vegetables	144	320,790	304,993	15,797	-	-
C104	Manufacture of vegetable and animal oils and fats	136	1,862,254	1,284,729	514,828	21,134	41,563
C105	Manufacture of dairy products	89	2,217,264	2,050,450	166,515	-	298
C106	Manufacture of grain mill products, starches and starch products	1,218	2,024,167	1,486,342	407,089	84,467	46,268
C107	Manufacture of other food products	7,739	9,721,687	6,548,788	1,511,411	396,099	1,265,389
C108	Manufacture of prepared animal feeds	196	1,917,369	1,596,615	118,483	202,271	-
C110	Manufacture of beverages	2,637	7,376,053	7,117,114	220,857	36,908	1,175
C120	Manufacture of tobacco products	19	9,186	9,091	96	-	-
C131	Spinning, weaving and finishing of textiles	109	191,331	28,165	163,166	-	-
C139	Manufacture of other textiles	254	47,559,728	47,321,427	194,341	43,959	-
C141	Manufacture of wearing apparel, except fur apparel	849	1,688,405	1,385,523	265,817	22,120	14,945
C142	Custom tailoring and dressmaking	500	11,682	10,052	130	1,500	-
C143	Manufacture of knitted and crocheted apparel	19	16,952	16,824	129	-	-
C151	Tanning and dressing of leather; manufacture of luggage and handbags	46	64,063	53,658	6,549	3,856	-
C152	Manufacture of footwear	148	416,314	330,581	85,733	-	-
C161	Sawmilling and planing of wood	48	72,789	47,110	12,209	10,047	3,423
C162	Manufacture of products of wood, cork, straw and plaiting materials	290	919,336	861,359	46,522	11,155	300
C170	Manufacture of paper and paper products	361	7,700,913	7,506,876	141,003	43,425	9,608
C181	Printing and service activities related to printing	2,113	892,342	676,928	113,028	27,092	75,294
C182	Reproduction of recorded media	6	350	-	290	60	-
C192	Manufacture of refined petroleum products	26	3,019,631	67,956	2,935,424	13,033	3,219
C199	Manufacture of other fuel products	7	-	-	-	-	-
C201	Manufacture of basic chemicals	196	15,909,146	10,958,116	4,596,100	316,725	38,205
C202	Manufacture of other chemical products, n.e.c.	390	2,152,149	1,733,649	309,840	9,613	99,047
C203	Manufacture of man-made fibers	3	16,845	16,845	-	-	-
C210	Manufacture of pharmaceuticals, medicinal chemical and botanical products	121	444,879	442,350	840	1,688	-
C221	Manufacture of rubber products	147	4,396,186	4,233,998	8,955	152,733	500
C222	Manufacture of plastic products	820	6,508,348	6,032,521	189,337	275,661	10,831
C231	Manufacture of glass and glass products	92	170,708	159,633	10,794	281	-
C239	Manufacture of non-metallic mineral products, n.e.c.	654	17,743,497	13,488,502	3,560,922	610,073	84,000
C241	Manufacture of basic iron and steel	299	10,425,101	5,516,544	4,754,735	153,822	-
C242	Manufacture of basic precious and other non-ferrous metals	33	6,101,792	6,096,792	5,000	-	-

Continued

TABLE 6.2 - *Continued*

2009 PSIC Code	Region/ Industry Description	Number of Establishments	Capital Expenditures for Tangible Fixed Assets by Mode of Acquisition				
			Total	New Tangible Fixed Assets	Major Alterations and Improvements on Tangible Fixed Assets	Land and Used Tangible Fixed Assets	Tangible Fixed Assets Produced on Own Account
		(1)	(2)	(3)	(4)	(5)	(6)
C243	Casting of metals	52	1,424,867	357,424	1,029,463	37,980	-
C251	Manufacture of structural metal products, tanks, reservoirs and steam generators	428	10,046,039	9,917,022	128,017	1,000	-
C252	Manufacture of weapons and ammunition	14	3,926	3,895	31	-	-
C259	Manufacture of other fabricated metal products; metal working service activities	761	5,641,773	4,992,661	568,413	72,002	8,696
C261	Manufacture of electronic components	145	31,387,604	25,399,196	4,456,127	862,177	670,104
C262	Manufacture of computers and peripheral equipment and accessories	32	379,481	356,813	7,868	14,800	-
C263	Manufacture of communication equipment	12	446,233	427,575	18,658	-	-
C264	Manufacture of consumer electronics	18	440,366	426,190	14,176	-	-
C265	Manufacture of measuring, testing, navigating and control equipment; watches and clocks	21	182,541	109,119	73,422	-	-
C267	Manufacture of optical instruments and photographic equipment	21	1,254,652	1,203,852	50,800	-	-
C271	Manufacture of electric motors, generators, transformers and electricity distribution and control apparatus	56	1,931,699	1,601,252	283,608	46,838	-
C272	Manufacture of batteries and accumulators	11	2,059,161	2,054,612	4,549	-	-
C273	Manufacture of wiring and wiring devices	57	202,044	182,466	19,578	-	-
C274	Manufacture of electric lighting equipment	38	824,648	481,789	342,858	-	-
C275	Manufacture of domestic appliances	44	278,276	116,288	1,988	160,000	-
C279	Manufacture of other electrical equipment	24	393,591	118,300	237,866	37,425	-
C281	Manufacture of general purpose machinery	132	1,089,259	1,009,590	76,736	-	2,933
C282	Manufacture of special purpose machinery	210	738,530	599,820	96,187	13,543	28,980
C291	Manufacture of motor vehicles	41	2,645,997	1,729,704	757,203	57,552	101,537
C292	Manufacture of bodies (coachwork) for motor vehicles; manufacture of trailers and semi-trailers	27	1,079,621	465,552	-	614,049	20
C293	Manufacture of parts and accessories for motor vehicles	115	4,365,092	4,040,376	318,209	6,507	-
C301	Building of ships and boats	32	100,704	92,716	7,988	-	-
C303	Manufacture of air and spacecraft and related machinery	9	358,331	358,331	-	-	-
C309	Manufacture of transport equipment, n.e.c.	73	1,358,574	1,307,350	51,224	-	-
C310	Manufacture of furniture	717	4,925,111	4,793,756	38,097	89,783	3,475
C321	Manufacture of jewelry, bijouterie and related articles	77	28,677	24,077	4,600	-	-
C322	Manufacture of musical instruments	3	907	907	-	-	-
C323	Manufacture of sports goods	23	123,606	40,284	83,322	-	-
C324	Manufacture of games and toys	31	61,505	8,039	966	52,500	-
C325	Manufacture of medical and dental instruments and supplies	48	3,001,087	1,342,319	1,648,267	10,501	-
C329	Other manufacturing, n.e.c.	214	519,336	487,075	17,927	14,333	-
C331	Repair of fabricated metal products, machinery and equipment	551	3,406,391	1,316,039	1,869,684	207,150	13,518
C332	Installation of industrial machinery and equipment	8	7,037	7,037	-	-	-

*Continued*



TABLE 6.2 - *Continued*

2009 PSIC Code	Region/ Industry Description	Number of Establishments	Capital Expenditures for Tangible Fixed Assets by Mode of Acquisition				
			Total	New Tangible Fixed Assets	Major Alterations and Improvements on Tangible Fixed Assets	Land and Used Tangible Fixed Assets	Tangible Fixed Assets Produced on Own Account
		(1)	(2)	(3)	(4)	(5)	(6)
	<b>National Capital Region</b>	<b>6,369</b>	<b>81,864,455</b>	<b>77,417,677</b>	<b>3,570,473</b>	<b>861,915</b>	<b>14,390</b>
C101	Processing and preserving of meat	37	30,709	30,709	-	-	-
C102	Processing and preserving of fish, crustaceans and mollusks	38	153,986	153,247	739	-	-
C103	Processing and preserving of fruits and vegetables	42	7,422	7,422	-	-	-
C104	Manufacture of vegetable and animal oils and fats	18	2,796	2,796	-	-	-
C105	Manufacture of dairy products	26	914,947	873,280	41,667	-	-
C106	Manufacture of grain mill products, starches and starch products	18	453,780	340,879	112,901	-	-
C107	Manufacture of other food products	1,093	1,774,768	1,366,697	339,929	67,801	341
C108	Manufacture of prepared animal feeds	12	164,937	117,991	40,046	6,900	-
C110	Manufacture of beverages	628	4,990,191	4,987,737	2,455	-	-
C120	Manufacture of tobacco products	6	7,989	7,989	-	-	-
C131	Spinning, weaving and finishing of textiles	42	902	902	-	-	-
C139	Manufacture of other textiles	128	47,025,870	47,000,702	146	25,022	-
C141	Manufacture of wearing apparel, except fur apparel	362	310,029	289,063	16,089	4,877	-
C142	Custom tailoring and dressmaking	156	-	-	-	-	-
C143	Manufacture of knitted and crocheted apparel	15	9,746	9,746	-	-	-
C151	Tanning and dressing of leather; manufacture of luggage and handbags	28	15,785	11,005	1,680	3,100	-
C152	Manufacture of footwear	78	7,768	7,768	-	-	-
C161	Sawmilling and planing of wood	9	13,284	5,933	7,351	-	-
C162	Manufacture of products of wood, cork, straw and plaiting materials	49	2,402	2,402	-	-	-
C170	Manufacture of paper and paper products	205	4,998,339	4,971,748	2,591	24,000	-
C181	Printing and service activities related to printing	999	563,378	494,665	68,713	-	-
C182	Reproduction of recorded media	4	-	-	-	-	-
C192	Manufacture of refined petroleum products	10	26,376	22,201	957	-	3,219
C199	Manufacture of other fuel products						
C201	Manufacture of basic chemicals	66	-	-	-	-	-
C202	Manufacture of other chemical products, n.e.c.	198	940,674	785,785	154,889	-	-
C203	Manufacture of man-made fibers						
C210	Manufacture of pharmaceuticals, medicinal chemical and botanical products	47	3,472	3,472	-	-	-
C221	Manufacture of rubber products	69	48,791	45,393	3,398	-	-
C222	Manufacture of plastic products	439	3,680,665	3,394,578	68,727	206,530	10,831
C231	Manufacture of glass and glass products	29	5,807	5,807	-	-	-
C239	Manufacture of non-metallic mineral products, n.e.c.	89	1,855,036	159,135	1,677,574	18,327	-
C241	Manufacture of basic iron and steel	100	3,902,908	2,945,613	810,673	146,622	-
C242	Manufacture of basic precious and other non-ferrous metals	6	34,405	29,405	5,000	-	-
C243	Casting of metals	20	313	313	-	-	-

*Continued*

TABLE 6.2 - *Continued*

2009 PSIC Code	Region/ Industry Description	Number of Establishments	Capital Expenditures for Tangible Fixed Assets by Mode of Acquisition				
			Total	New Tangible Fixed Assets	Major Alterations and Improvements on Tangible Fixed Assets	Land and Used Tangible Fixed Assets	Tangible Fixed Assets Produced on Own Account
		(1)	(2)	(3)	(4)	(5)	(6)
C251	Manufacture of structural metal products, tanks, reservoirs and steam generators	208	1,581,748	1,579,590	2,158	-	-
C252	Manufacture of weapons and ammunition	10	-	-	-	-	-
C259	Manufacture of other fabricated metal products; metal working service activities	282	611,007	577,688	33,319	-	-
C261	Manufacture of electronic components	14	924,331	771,749	152,583	-	-
C262	Manufacture of computers and peripheral equipment and accessories }	3	15,874	1,074	-	14,800	-
C263	Manufacture of communication equipment }						
C264	Manufacture of consumer electronics	5	-	-	-	-	-
C265	Manufacture of measuring, testing, navigating and control equipment; watches and clocks }	9	24,240	24,240	-	-	-
C267	Manufacture of optical instruments and photographic equipment }						
C271	Manufacture of electric motors, generators, transformers and electricity distribution and control apparatus	19	2,763	2,763	-	-	-
C272	Manufacture of batteries and accumulators	4	773,448	773,448	-	-	-
C273	Manufacture of wiring and wiring devices	22	-	-	-	-	-
C274	Manufacture of electric lighting equipment	12	127,365	127,365	-	-	-
C275	Manufacture of domestic appliances	20	274,000	114,000	-	160,000	-
C279	Manufacture of other electrical equipment	s	s	s	s	s	s
C281	Manufacture of general purpose machinery	59	283,340	283,340	-	-	-
C282	Manufacture of special purpose machinery	75	25,784	7,216	18,569	-	-
C291	Manufacture of motor vehicles	13	-	-	-	-	-
C292	Manufacture of bodies (coachwork) for motor vehicles; manufacture of trailers and semi-trailers	7	1,957	1,957	-	-	-
C293	Manufacture of parts and accessories for motor vehicles	22	2,507	-	-	2,507	-
C301	Building of ships and boats	10	-	-	-	-	-
C303	Manufacture of air and spacecraft and related machinery }	27	85,019	76,697	8,322	-	-
C309	Manufacture of transport equipment, n.e.c. }						
C310	Manufacture of furniture	203	4,564,951	4,564,951	-	-	-
C321	Manufacture of jewelry, bijouterie and related articles	14	-	-	-	-	-
C322	Manufacture of musical instruments	s	s	s	s	s	s
C323	Manufacture of sports goods	6	-	-	-	-	-
C324	Manufacture of games and toys	12	57,098	4,598	-	52,500	-
C325	Manufacture of medical and dental instruments and supplies	18	-	-	-	-	-
C329	Other manufacturing, n.e.c.	69	188,699	174,366	-	14,333	-
C331	Repair of fabricated metal products, machinery and equipment	147	318,597	241,427	-	77,171	-
C332	Installation of industrial machinery and equipment	s	s	s	s	s	

*Continued*

TABLE 6.2 - *Continued*

2009 PSIC Code	Region/ Industry Description	Number of Establishments	Capital Expenditures for Tangible Fixed Assets by Mode of Acquisition					
			Total	New Tangible Fixed Assets	Major Alterations and Improvements on Tangible Fixed Assets	Land and Used Tangible Fixed Assets	Tangible Fixed Assets Produced on Own Account	
		(1)	(2)	(3)	(4)	(5)	(6)	
	<b>Cordillera Administrative Region</b>	<b>316</b>	<b>2,716,717</b>	<b>2,277,083</b>	<b>310,416</b>	<b>126,661</b>	<b>2,558</b>	
C101	Processing and preserving of meat	s	s	s	s	s	s	
C103	Processing and preserving of fruits and vegetables	3	-	-	-	-	-	
C105	Manufacture of dairy products	s	s	s	s	s	s	
C106	Manufacture of grain mill products, starches and starch products	37	375	-	375	-	-	
C107	Manufacture of other food products	110	85,200	11,700	3,120	70,380	-	
C110	Manufacture of beverages	50	205	-	205	-	-	
C131	Spinning, weaving and finishing of textiles	}	16	24,224	-	24,224	-	-
C139	Manufacture of other textiles							
C141	Manufacture of wearing apparel, except fur apparel	s	-	-	-	-	-	
C142	Custom tailoring and dressmaking	20	-	-	-	-	-	
C162	Manufacture of products of wood, cork, straw and plaiting materials	s	s	s	s	s	s	
C170	Manufacture of paper and paper products	s	s	s	s	s	s	
C181	Printing and service activities related to printing	38	41,655	14,245	10,659	14,194	2,558	
C201	Manufacture of basic chemicals	s	-	-	-	-	-	
C202	Manufacture of other chemical products, n.e.c.	s	-	-	-	-	-	
C221	Manufacture of rubber products	}	5	19,734	19,734	-	-	-
C222	Manufacture of plastic products							
C231	Manufacture of glass and glass products	s	-	-	-	-	-	
C239	Manufacture of non-metallic mineral products, n.e.c.	s	-	-	-	-	-	
C241	Manufacture of basic iron and steel	s	s	s	s	s	s	
C242	Manufacture of basic precious and other non-ferrous metals	s	s	s	s	s	s	
C251	Manufacture of structural metal products, tanks, reservoirs and steam generators	4	-	-	-	-	-	
C259	Manufacture of other fabricated metal products; metal working service activities	5	7,988	-	-	7,988	-	
C261	Manufacture of electronic components	4	2,179,984	1,874,052	271,833	34,099	-	
C281	Manufacture of general purpose machinery	}	3	-	-	-	-	-
C282	Manufacture of special purpose machinery							
C303	Manufacture of air and spacecraft and related machinery	s	s	s	s	s	s	
C310	Manufacture of furniture	s	s	s	s	s	s	
C321	Manufacture of jewelry, bijouterie and related articles	s	s	s	s	s	s	
C331	Repair of fabricated metal products, machinery and equipment	4	-	-	-	-	-	
	<b>I - Ilocos Region</b>	<b>746</b>	<b>250,404</b>	<b>237,172</b>	<b>9,232</b>	<b>4,000</b>	<b>-</b>	
C101	Processing and preserving of meat	14	16,178	10,167	6,011	-	-	
C102	Processing and preserving of fish, crustaceans and mollusks	15	-	-	-	-	-	

*Continued*

TABLE 6.2 - *Continued*

2009 PSIC Code	Region/ Industry Description	Number of Establishments	Capital Expenditures for Tangible Fixed Assets by Mode of Acquisition				
			Total	New Tangible Fixed Assets	Major Alterations and Improvements on Tangible Fixed Assets	Land and Used Tangible Fixed Assets	Tangible Fixed Assets Produced on Own Account
		(1)	(2)	(3)	(4)	(5)	(6)
C103	Processing and preserving of fruits and vegetables	s	s	s	s	s	s
C105	Manufacture of dairy products	s	s	s	s	s	s
C106	Manufacture of grain mill products, starches and starch products	61	-	-	-	-	-
C107	Manufacture of other food products	274	-	-	-	-	-
C108	Manufacture of prepared animal feeds	4	12,467	9,246	3,221	-	-
C110	Manufacture of beverages	126	210,735	210,735	-	-	-
C120	Manufacture of tobacco products	3	47	47	-	-	-
C131	Spinning, weaving and finishing of textiles	6	-	-	-	-	-
C141	Manufacture of wearing apparel, except fur apparel	3	-	-	-	-	-
C142	Custom tailoring and dressmaking	9	-	-	-	-	-
C162	Manufacture of products of wood, cork, straw and plaiting materials	12	-	-	-	-	-
C170	Manufacture of paper and paper products	s	s	s	s	s	s
C181	Printing and service activities related to printing	62	-	-	-	-	-
C201	Manufacture of basic chemicals	7	-	-	-	-	-
C202	Manufacture of other chemical products, n.e.c.		-	-	-	-	-
C210	Manufacture of pharmaceuticals, medicinal chemical and botanical products		s	s	s	s	s
C221	Manufacture of rubber products	s	s	s	s	s	s
C222	Manufacture of plastic products	s	s	s	s	s	s
C239	Manufacture of non-metallic mineral products, n.e.c.	26	-	-	-	-	-
C241	Manufacture of basic iron and steel	6	-	-	-	-	-
C251	Manufacture of structural metal products, tanks, reservoirs and steam generators	11	-	-	-	-	-
C259	Manufacture of other fabricated metal products; metal working service activities	17	-	-	-	-	-
C282	Manufacture of special purpose machinery	5	-	-	-	-	-
C292	Manufacture of bodies (coachwork) for motor vehicles; }	6	9,599	5,599	-	4,000	-
	manufacture of trailers and semi-trailers }						
C293	Manufacture of parts and accessories for motor vehicles }						
C309	Manufacture of transport equipment, n.e.c.	s	s	s	s	s	s
C310	Manufacture of furniture	36	-	-	-	-	-
C321	Manufacture of jewelry, bijouterie and related articles }	16	7	7	-	-	-
C324	Manufacture of games and toys }						
C329	Other manufacturing, n.e.c. }						
C331	Repair of fabricated metal products, machinery and equipment	21	-	-	-	-	-
	II - Cagayan Valley	403	135,519	102,446	17,040	16,033	-
C101	Processing and preserving of meat	4	803	-	-	803	

*Continued*

TABLE 6.2 - *Continued*

2009 PSIC Code	Region/ Industry Description	Number of Establishments	Capital Expenditures for Tangible Fixed Assets by Mode of Acquisition				
			Total	New Tangible Fixed Assets	Major Alterations and Improvements on Tangible Fixed Assets	Land and Used Tangible Fixed Assets	Tangible Fixed Assets Produced on Own Account
		(1)	(2)	(3)	(4)	(5)	(6)
C102	Processing and preserving of fish, crustaceans and mollusks	s	s	s	s	s	s
C103	Processing and preserving of fruits and vegetables	3	-	-	-	-	-
C105	Manufacture of dairy products	s	s	s	s	s	s
C106	Manufacture of grain mill products, starches and starch products	39	81,916	67,616	-	14,300	-
C107	Manufacture of other food products	194	-	-	-	-	-
C108	Manufacture of prepared animal feeds	5	-	-	-	-	-
C110	Manufacture of beverages	46	-	-	-	-	-
C120	Manufacture of tobacco products	s	s	s	s	s	s
C131	Spinning, weaving and finishing of textiles	s	s	s	s	s	s
C139	Manufacture of other textiles	s	s	s	s	s	s
C142	Custom tailoring and dressmaking	7	-	-	-	-	-
C162	Manufacture of products of wood, cork, straw and plaiting materials	3	-	-	-	-	-
C181	Printing and service activities related to printing	37	32,400	32,400	-	-	-
C182	Reproduction of recorded media	s	s	s	s	s	s
C192	Manufacture of refined petroleum products	s	s	s	s	s	s
C199	Manufacture of other fuel products	s	s	s	s	s	s
C201	Manufacture of basic chemicals	s	s	s	s	s	s
C231	Manufacture of glass and glass products	15	2,742	142	2,600	-	-
C239	Manufacture of non-metallic mineral products, n.e.c.						
C251	Manufacture of structural metal products, tanks, reservoirs and steam generators	4	-	-	-	-	-
C259	Manufacture of other fabricated metal products; metal working service activities	9	150	150	-	-	-
C282	Manufacture of special purpose machinery	3	288	288	-	-	-
C310	Manufacture of furniture	13	14,550	-	13,850	700	-
C321	Manufacture of jewelry, bijouterie and related articles	s	s	s	s	s	s
C329	Other manufacturing, n.e.c.	s	s	s	s	s	s
C331	Repair of fabricated metal products, machinery and equipment	9	2,320	1,850	300	170	-
	III - Central Luzon	2,456	39,607,395	35,864,872	3,184,495	477,465	80,563
C101	Processing and preserving of meat	79	362,177	355,346	6,831	-	-
C102	Processing and preserving of fish, crustaceans and mollusks	23	33,452	33,452	-	-	-
C103	Processing and preserving of fruits and vegetables	18	25,356	25,356	-	-	-
C104	Manufacture of vegetable and animal oils and fats	3	-	-	-	-	-
C105	Manufacture of dairy products	11	8,433	8,433	-	-	-
C106	Manufacture of grain mill products, starches and starch products	134	129,994	81,393	4,200	-	44,401

*Continued*

TABLE 6.2 - *Continued*

2009 PSIC Code	Region/ Industry Description	Number of Establishments	Capital Expenditures for Tangible Fixed Assets by Mode of Acquisition				
			Total	New Tangible Fixed Assets	Major Alterations and Improvements on Tangible Fixed Assets	Land and Used Tangible Fixed Assets	Tangible Fixed Assets Produced on Own Account
		(1)	(2)	(3)	(4)	(5)	(6)
C107	Manufacture of other food products	619	608,199	277,494	327,818	2,888	-
C108	Manufacture of prepared animal feeds	53	1,454,239	1,380,084	60,757	13,397	-
C110	Manufacture of beverages	260	136,894	136,649	245	-	-
C120	Manufacture of tobacco products	s	s	s	s	s	s
C131	Spinning, weaving and finishing of textiles	17	15,769	8,846	6,923	-	-
C139	Manufacture of other textiles	44	345,733	147,096	179,700	18,937	-
C141	Manufacture of wearing apparel, except fur apparel	154	851,644	732,921	102,106	16,618	-
C142	Custom tailoring and dressmaking	23	-	-	-	-	-
C143	Manufacture of knitted and crocheted apparel						
C151	Tanning and dressing of leather; manufacture of luggage and handbags	10	48,278	42,653	4,869	756	-
C152	Manufacture of footwear	11	301,573	231,714	69,859	-	-
C161	Sawmilling and planing of wood	33	30,144	30,144	-	-	-
C162	Manufacture of products of wood, cork, straw and plaiting materials						
C170	Manufacture of paper and paper products	33	2,236,688	2,222,091	14,597	-	-
C181	Printing and service activities related to printing	123	-	-	-	-	-
C192	Manufacture of refined petroleum products	3	37,888	27,088	-	10,800	-
C201	Manufacture of basic chemicals	19	491,139	477,268	13,871	-	-
C202	Manufacture of other chemical products, n.e.c.	29	30,434	14,511	15,799	-	123
C210	Manufacture of pharmaceuticals, medicinal chemical and botanical products	19	155,868	155,868	-	-	-
C221	Manufacture of rubber products	11	4,055,665	4,055,665	-	-	-
C222	Manufacture of plastic products	90	777,581	730,333	42,948	4,300	-
C231	Manufacture of glass and glass products	8	43,596	41,057	2,539	-	-
C239	Manufacture of non-metallic mineral products, n.e.c.	137	7,624,767	6,739,131	726,348	159,288	-
C241	Manufacture of basic iron and steel	47	2,445,855	2,431,480	7,176	7,200	-
C242	Manufacture of basic precious and other non-ferrous metals	5	28,024	28,024	-	-	-
C243	Casting of metals	5	34,581	34,581	-	-	-
C251	Manufacture of structural metal products, tanks, reservoirs and steam generators	49	8,143,759	8,139,511	4,247	-	-
C252	Manufacture of weapons and ammunition	37	512,042	454,291	1,895	53,159	2,696
C259	Manufacture of other fabricated metal products; metal working service activities						
C261	Manufacture of electronic components	15	4,388,000	3,563,176	648,291	143,190	33,343
C262	Manufacture of computers and peripheral equipment and accessories	5	94,425	94,425	-	-	-
C264	Manufacture of consumer electronics	4	58,981	58,981	-	-	-
C265	Manufacture of measuring, testing, navigating and control equipment; watches and clocks						
C271	Manufacture of electric motors, generators, transformers and electricity distribution and control apparatus	9	242,034	195,195	-	46,838	-

*Continued*

TABLE 6.2 - *Continued*

2009 PSIC Code	Region/ Industry Description	Number of Establishments	Capital Expenditures for Tangible Fixed Assets by Mode of Acquisition				
			Total	New Tangible Fixed Assets	Major Alterations and Improvements on Tangible Fixed Assets	Land and Used Tangible Fixed Assets	Tangible Fixed Assets Produced on Own Account
		(1)	(2)	(3)	(4)	(5)	(6)
C272	Manufacture of batteries and accumulators	3	1,285,713	1,281,164	4,549	-	-
C273	Manufacture of wiring and wiring devices	8	78,751	67,238	11,513	-	-
C274	Manufacture of electric lighting equipment	7	11,240	11,240	-	-	-
C275	Manufacture of domestic appliances	5	2,000	750	1,250	-	-
C279	Manufacture of other electrical equipment	5	37,641	37,641	-	-	-
C281	Manufacture of general purpose machinery	13	485,890	485,890	-	-	-
C282	Manufacture of special purpose machinery	17	47,435	6,872	40,563	-	-
C291	Manufacture of motor vehicles	4	-	-	-	-	-
C292	Manufacture of bodies (coachwork) for motor vehicles; manufacture of trailers and semi-trailers						
C293	Manufacture of parts and accessories for motor vehicles						
C301	Building of ships and boats	s	s	s	s	s	s
C303	Manufacture of air and spacecraft and related machinery	5	979	979	-	-	-
C309	Manufacture of transport equipment, n.e.c.	23	2,668	2,668	-	-	-
C310	Manufacture of furniture	94	99,282	99,282	-	-	-
C321	Manufacture of jewelry, bijouterie and related articles	13	12,961	12,961	-	-	-
C322	Manufacture of musical instruments	s	s	s	s	s	s
C323	Manufacture of sports goods	4	86,763	3,441	83,322	-	-
C324	Manufacture of games and toys	6	3,307	2,343	964	-	-
C325	Manufacture of medical and dental instruments and supplies	8	1,002,231	203,585	798,646	-	-
C329	Other manufacturing, n.e.c.	46	172,760	172,760	-	-	-
C331	Repair of fabricated metal products, machinery and equipment	43	2,762	-	2,669	93	-
C332	Installation of industrial machinery and equipment	s	s	s	s	s	s
	<b>IVA - CALABARZON</b>	<b>4,340</b>	<b>70,752,739</b>	<b>54,605,098</b>	<b>13,778,370</b>	<b>1,525,094</b>	<b>844,177</b>
C101	Processing and preserving of meat	51	21,136	18,967	2,168	-	-
C102	Processing and preserving of fish, crustaceans and mollusks	13	-	-	-	-	-
C103	Processing and preserving of fruits and vegetables	16	248,168	245,677	2,490	-	-
C104	Manufacture of vegetable and animal oils and fats	41	165,187	160,157	-	5,030	-
C105	Manufacture of dairy products	21	1,272,305	1,150,750	121,555	-	-
C106	Manufacture of grain mill products, starches and starch products	86	176,070	106,577	427	69,067	-
C107	Manufacture of other food products	1,144	1,452,328	1,048,883	393,477	5,966	4,001
C108	Manufacture of prepared animal feeds	79	3,688	3,688	-	-	-
C110	Manufacture of beverages	446	756,671	756,453	218	-	-
C120	Manufacture of tobacco products	3	1,151	1,055	96	-	-
C131	Spinning, weaving and finishing of textiles	10	150,436	18,417	132,019	-	-
C139	Manufacture of other textiles	35	176,787	162,292	14,495	-	-
C141	Manufacture of wearing apparel, except fur apparel	259	260,436	206,765	53,671	-	-

*Continued*

TABLE 6.2 - *Continued*

2009 PSIC Code	Region/ Industry Description	Number of Establishments	Capital Expenditures for Tangible Fixed Assets by Mode of Acquisition				
			Total	New Tangible Fixed Assets	Major Alterations and Improvements on Tangible Fixed Assets	Land and Used Tangible Fixed Assets	Tangible Fixed Assets Produced on Own Account
		(1)	(2)	(3)	(4)	(5)	(6)
C142	Custom tailoring and dressmaking	88	-	-	-	-	-
C143	Manufacture of knitted and crocheted apparel	3	7,206	7,077	129	-	-
C151	Tanning and dressing of leather; manufacture of luggage and handbags	6	-	-	-	-	-
C152	Manufacture of footwear	36	104,768	89,273	15,495	-	-
C161	Sawmilling and planing of wood	89	755,269	724,620	30,648	-	-
C162	Manufacture of products of wood, cork, straw and plaiting materials						
C170	Manufacture of paper and paper products	68	348,764	244,496	104,269	-	-
C181	Printing and service activities related to printing	145	58,837	39,719	19,118	-	-
C182	Reproduction of recorded media	s	s	s	s	s	s
C192	Manufacture of refined petroleum products	6	2,932,467	-	2,932,467	-	-
C199	Manufacture of other fuel products						
C201	Manufacture of basic chemicals	37	11,073,893	10,007,165	1,066,728	-	-
C202	Manufacture of other chemical products, n.e.c.	89	1,040,914	846,975	94,595	420	98,924
C210	Manufacture of pharmaceuticals, medicinal chemical and botanical products	30	277,337	276,497	840	-	-
C221	Manufacture of rubber products	36	18,089	16,282	1,806	-	-
C222	Manufacture of plastic products	170	1,330,199	1,210,113	55,355	64,731	-
C231	Manufacture of glass and glass products	26	21,841	16,075	5,486	281	-
C239	Manufacture of non-metallic mineral products, n.e.c.	116	5,548,883	4,951,915	588,338	8,631	-
C241	Manufacture of basic iron and steel	79	837,591	88,889	748,702	-	-
C242	Manufacture of basic precious and other non-ferrous metals	9	6,689	6,689	-	-	-
C243	Casting of metals	15	1,078,828	52,564	1,025,142	1,122	-
C251	Manufacture of structural metal products, tanks, reservoirs and steam generators	102	171,385	153,316	18,069	-	-
C259	Manufacture of other fabricated metal products; metal working service activities	222	2,046,360	1,661,848	381,656	2,856	-
C261	Manufacture of electronic components	99	22,293,916	17,600,971	3,371,296	684,888	636,761
C262	Manufacture of computers and peripheral equipment and accessories	24	264,812	260,718	4,094	-	-
C263	Manufacture of communication equipment	8	68,007	67,826	181	-	-
C264	Manufacture of consumer electronics	10	392,210	378,034	14,176	-	-
C265	Manufacture of measuring, testing, navigating and control equipment; watches and clocks	6	59,132	20,092	39,040	-	-
C267	Manufacture of optical instruments and photographic equipment	7	1,127,158	1,127,158	-	-	-
C271	Manufacture of electric motors, generators, transformers and electricity distribution and control apparatus	25	1,651,552	1,367,944	283,608	-	-
C272	Manufacture of batteries and accumulators	4	-	-	-	-	-
C273	Manufacture of wiring and wiring devices	24	120,503	112,437	8,065	-	-
C274	Manufacture of electric lighting equipment	15	686,043	343,184	342,858	-	-

*Continued*



TABLE 6.2 - *Continued*

2009 PSIC Code	Region/ Industry Description	Number of Establishments	Capital Expenditures for Tangible Fixed Assets by Mode of Acquisition				
			Total	New Tangible Fixed Assets	Major Alterations and Improvements on Tangible Fixed Assets	Land and Used Tangible Fixed Assets	Tangible Fixed Assets Produced on Own Account
		(1)	(2)	(3)	(4)	(5)	(6)
C275	Manufacture of domestic appliances	14	2,276	1,538	738	-	-
C279	Manufacture of other electrical equipment	12	308,738	70,872	237,866	-	-
C281	Manufacture of general purpose machinery	48	212,738	153,376	56,428	-	2,933
C282	Manufacture of special purpose machinery	76	239,267	222,452	16,814	-	-
C291	Manufacture of motor vehicles	13	2,611,006	1,716,230	735,686	57,552	101,537
C292	Manufacture of bodies (coachwork) for motor vehicles; manufacture of trailers and semi-trailers	14	1,077,664	463,595	-	614,049	20
C293	Manufacture of parts and accessories for motor vehicles	71	3,668,331	3,357,311	311,021	-	-
C301	Building of ships and boats	5	-	-	-	-	-
C303	Manufacture of air and spacecraft and related machinery	19	1,248,510	1,207,166	41,344	-	-
C309	Manufacture of transport equipment, n.e.c.						
C310	Manufacture of furniture	92	51,398	50,124	1,274	-	-
C321	Manufacture of jewelry, bijouterie and related articles	5	2,647	2,647	-	-	-
C323	Manufacture of sports goods	9	35,373	35,373	-	-	-
C324	Manufacture of games and toys	6	-	-	-	-	-
C325	Manufacture of medical and dental instruments and supplies	16	1,599,752	1,103,326	485,924	10,501	-
C329	Other manufacturing, n.e.c.	27	154,212	136,285	17,927	-	-
C331	Repair of fabricated metal products, machinery and equipment	116	533,814	533,242	572	-	-
	<b>MIMAROPA</b>	<b>353</b>	<b>15,921</b>	<b>15,921</b>	<b>-</b>	<b>-</b>	<b>-</b>
C101	Processing and preserving of meat	s	s	s	s	s	s
C103	Processing and preserving of fruits and vegetables	s	s	s	s	s	s
C104	Manufacture of vegetable and animal oils and fats	3	3,172	3,172	-	-	-
C105	Manufacture of dairy products	s	s	s	s	s	s
C106	Manufacture of grain mill products, starches and starch products	89	-	-	-	-	-
C107	Manufacture of other food products	113	-	-	-	-	-
C110	Manufacture of beverages	61	11,845	11,845	-	-	-
C131	Spinning, weaving and finishing of textiles	s	s	s	s	s	s
C142	Custom tailoring and dressmaking	4	5	5	-	-	-
C151	Tanning and dressing of leather; manufacture of luggage and handbags	s	s	s	s	s	s
C162	Manufacture of products of wood, cork, straw and plaiting materials	s	s	s	s	s	s
C181	Printing and service activities related to printing	28	-	-	-	-	-
C192	Manufacture of refined petroleum products	s	s	s	s	s	s
C201	Manufacture of basic chemicals	5	-	-	-	-	-
C202	Manufacture of other chemical products, n.e.c.						
C210	Manufacture of pharmaceuticals, medicinal chemical and botanical products	s	s	s	s	s	s

*Continued*

TABLE 6.2 - *Continued*

2009 PSIC Code	Region/ Industry Description	Number of Establishments	Capital Expenditures for Tangible Fixed Assets by Mode of Acquisition				
			Total	New Tangible Fixed Assets	Major Alterations and Improvements on Tangible Fixed Assets	Land and Used Tangible Fixed Assets	Tangible Fixed Assets Produced on Own Account
		(1)	(2)	(3)	(4)	(5)	(6)
C222	Manufacture of plastic products	s	s	s	s	s	s
C239	Manufacture of non-metallic mineral products, n.e.c.	24	900	900	-	-	-
C242	Manufacture of basic precious and other non-ferrous metals	s	s	s	s	s	s
C259	Manufacture of other fabricated metal products; metal working service activities	6	-	-	-	-	-
C282	Manufacture of special purpose machinery	s	s	s	s	s	s
C310	Manufacture of furniture	4	-	-	-	-	-
C331	Repair of fabricated metal products, machinery and equipment	5	-	-	-	-	-
	<b>V - Bicol Region</b>	<b>760</b>	<b>4,643,269</b>	<b>3,500,444</b>	<b>541,897</b>	<b>422,304</b>	<b>178,624</b>
C101	Processing and preserving of meat	15	-	-	-	-	-
C102	Processing and preserving of fish, crustaceans and mollusks	24	-	-	-	-	-
C103	Processing and preserving of fruits and vegetables	7	-	-	-	-	-
C104	Manufacture of vegetable and animal oils and fats	7	60,766	16,985	22,544	-	21,237
C105	Manufacture of dairy products	4	-	-	-	-	-
C106	Manufacture of grain mill products, starches and starch products	127	121,275	93,713	27,563	-	-
C107	Manufacture of other food products	261	-	-	-	-	-
C108	Manufacture of prepared animal feeds	5	-	-	-	-	-
C110	Manufacture of beverages	84	695,926	631,753	64,173	-	-
C120	Manufacture of tobacco products	s	s	s	s	s	s
C131	Spinning, weaving and finishing of textiles	4	-	-	-	-	-
C139	Manufacture of other textiles	10	2,750	2,750	-	-	-
C141	Manufacture of wearing apparel, except fur apparel	34	-	-	-	-	-
C142	Custom tailoring and dressmaking						
C152	Manufacture of footwear	s	s	s	s	s	s
C162	Manufacture of products of wood, cork, straw and plaiting materials	19	300	-	-	-	300
C170	Manufacture of paper and paper products	s	s	s	s	s	s
C181	Printing and service activities related to printing	63	76,744	4,008	-	-	72,737
C192	Manufacture of refined petroleum products	s	s	s	s	s	s
C201	Manufacture of basic chemicals	3	-	-	-	-	-
C210	Manufacture of pharmaceuticals, medicinal chemical and botanical products	s	s	s	s	s	s
C231	Manufacture of glass and glass products	19	1,480,193	555,171	418,718	422,304	84,000
C239	Manufacture of non-metallic mineral products, n.e.c.						
C241	Manufacture of basic iron and steel	5	2,182,328	2,182,328	-	-	-
C242	Manufacture of basic precious and other non-ferrous metals						

*Continued*

TABLE 6.2 - *Continued*

2009 PSIC Code	Region/ Industry Description	Number of Establishments	Capital Expenditures for Tangible Fixed Assets by Mode of Acquisition					
			Total	New Tangible Fixed Assets	Major Alterations and Improvements on Tangible Fixed Assets	Land and Used Tangible Fixed Assets	Tangible Fixed Assets Produced on Own Account	
		(1)	(2)	(3)	(4)	(5)	(6)	
C251	Manufacture of structural metal products, tanks, reservoirs and steam generators	4	52	52	-	-	-	
C259	Manufacture of other fabricated metal products; metal working service activities	22	170	-	170	-	-	
C282	Manufacture of special purpose machinery	3	-	-	-	-	-	
C293	Manufacture of parts and accessories for motor vehicles	s	s	s	s	s	s	
C310	Manufacture of furniture	14	3,625	3,625	-	-	-	
C329	Other manufacturing, n.e.c.	9	-	-	-	-	-	
C331	Repair of fabricated metal products, machinery and equipment	9	350	-	-	-	350	
	<b>VI - Western Visayas</b>	<b>1,208</b>	<b>3,662,088</b>	<b>2,808,987</b>	<b>378,554</b>	<b>385,882</b>	<b>88,666</b>	
C101	Processing and preserving of meat	15	2,306	2,306	-	-	-	
C102	Processing and preserving of fish, crustaceans and mollusks	20	-	-	-	-	-	
C103	Processing and preserving of fruits and vegetables	3	-	-	-	-	-	
C104	Manufacture of vegetable and animal oils and fats	3	-	-	-	-	-	
C105	Manufacture of dairy products	4	-	-	-	-	-	
C106	Manufacture of grain mill products, starches and starch products	77	74,722	57,739	16,982	-	-	
C107	Manufacture of other food products	594	3,156,324	2,599,610	256,699	211,350	88,666	
C108	Manufacture of prepared animal feeds	3	92,721	-	-	92,721	-	
C110	Manufacture of beverages	180	160,562	99,976	60,586	-	-	
C131	Spinning, weaving and finishing of textiles	5	-	-	-	-	-	
C139	Manufacture of other textiles	3	-	-	-	-	-	
C141	Manufacture of wearing apparel, except fur apparel	12	-	-	-	-	-	
C142	Custom tailoring and dressmaking	28	-	-	-	-	-	
C161	Sawmilling and planing of wood	}	11	2,756	2,741	15	-	-
C162	Manufacture of products of wood, cork, straw and plaiting materials							
C170	Manufacture of paper and paper products	s	s	s	s	s	s	
C181	Printing and service activities related to printing	79	-	-	-	-	-	
C199	Manufacture of other fuel products	s	s	s	s	s	s	
C201	Manufacture of basic chemicals	10	80,356	42,354	38,002	-	-	
C202	Manufacture of other chemical products, n.e.c.	3	-	-	-	-	-	
C210	Manufacture of pharmaceuticals, medicinal chemical and botanical products	4	-	-	-	-	-	
C222	Manufacture of plastic products	8	3,610	3,610	-	-	-	
C231	Manufacture of glass and glass products	}	49	-	-	-	-	-
C239	Manufacture of non-metallic mineral products, n.e.c.							
C241	Manufacture of basic iron and steel	}	8	27	27	-	-	-
C243	Casting of metals							

*Continued*

TABLE 6.2 - *Continued*

2009 PSIC Code	Region/ Industry Description	Number of Establishments	Capital Expenditures for Tangible Fixed Assets by Mode of Acquisition				
			Total	New Tangible Fixed Assets	Major Alterations and Improvements on Tangible Fixed Assets	Land and Used Tangible Fixed Assets	Tangible Fixed Assets Produced on Own Account
		(1)	(2)	(3)	(4)	(5)	(6)
C251	Manufacture of structural metal products, tanks, reservoirs and steam generators	4	-	-	-	-	-
C259	Manufacture of other fabricated metal products; metal working service activities	12	-	-	-	-	-
C273	Manufacture of wiring and wiring devices	s	s	s	s	s	s
C275	Manufacture of domestic appliances	s	s	s	s	s	s
C282	Manufacture of special purpose machinery	4	-	-	-	-	-
C310	Manufacture of furniture	44	88,705	624	6,270	81,811	-
C329	Other manufacturing, n.e.c.	5	-	-	-	-	-
C331	Repair of fabricated metal products, machinery and equipment	19	-	-	-	-	-
	<b>VII - Central Visayas</b>	<b>2,853</b>	<b>9,293,260</b>	<b>6,178,531</b>	<b>2,897,042</b>	<b>178,941</b>	<b>38,746</b>
C101	Processing and preserving of meat	28	138,091	36,490	81,294	20,306	-
C102	Processing and preserving of fish, crustaceans and mollusks	36	4,822	4,306	516	-	-
C103	Processing and preserving of fruits and vegetables	15	-	-	-	-	-
C104	Manufacture of vegetable and animal oils and fats	11	169,750	120,014	29,410	-	20,326
C105	Manufacture of dairy products	7	17,378	16,346	1,031	-	-
C106	Manufacture of grain mill products, starches and starch products	40	44,526	32,659	11,867	-	-
C107	Manufacture of other food products	1,297	151,789	149,031	2,759	-	-
C108	Manufacture of prepared animal feeds	10	133,390	38,729	5,438	89,223	-
C110	Manufacture of beverages	367	239,002	146,027	92,975	-	-
C131	Spinning, weaving and finishing of textiles	3	-	-	-	-	-
C139	Manufacture of other textiles	18	8,338	8,338	-	-	-
C141	Manufacture of wearing apparel, except fur apparel	43	252,756	143,860	93,952	-	14,945
C142	Custom tailoring and dressmaking	24	-	-	-	-	-
C151	Tanning and dressing of leather; manufacture of luggage and handbags	s	s	s	s	s	s
C152	Manufacture of footwear	14	2,205	1,826	379	-	-
C161	Sawmilling and planing of wood	29	24,872	20,021	4,850	-	-
C162	Manufacture of products of wood, cork, straw and plaiting materials						
C170	Manufacture of paper and paper products						
C181	Printing and service activities related to printing	222	-	-	-	-	-
C199	Manufacture of other fuel products	s	s	s	s	s	s
C201	Manufacture of basic chemicals	19	9,121	9,121	-	-	-
C202	Manufacture of other chemical products, n.e.c.	36	72,632	58,720	4,719	9,193	-
C203	Manufacture of man-made fibers						
C210	Manufacture of pharmaceuticals, medicinal chemical and botanical products						
		8	6,513	6,513	-	-	-

*Continued*

TABLE 6.2 - *Continued*

2009 PSIC Code	Region/ Industry Description	Number of Establishments	Capital Expenditures for Tangible Fixed Assets by Mode of Acquisition				
			Total	New Tangible Fixed Assets	Major Alterations and Improvements on Tangible Fixed Assets	Land and Used Tangible Fixed Assets	Tangible Fixed Assets Produced on Own Account
		(1)	(2)	(3)	(4)	(5)	(6)
C221	Manufacture of rubber products	9	169,583	111,831	-	57,752	-
C222	Manufacture of plastic products	70	657,281	638,562	18,719	-	-
C231	Manufacture of glass and glass products	9	96,961	96,694	268	-	-
C239	Manufacture of non-metallic mineral products, n.e.c.	76	991,111	898,852	90,736	1,523	-
C241	Manufacture of basic iron and steel	27	2,969	2,969	-	-	-
C242	Manufacture of basic precious and other non-ferrous metals						
C243	Casting of metals						
C251	Manufacture of structural metal products, tanks, reservoirs and steam generators	19	1,864	1,864	-	-	-
C252	Manufacture of weapons and ammunition	s	s	s	s	s	s
C259	Manufacture of other fabricated metal products; metal working service activities	47	519,578	369,899	149,679	-	-
C261	Manufacture of electronic components	13	1,601,372	1,589,248	12,125	-	-
C262	Manufacture of computers and peripheral equipment and accessories	4	382,597	360,346	22,251	-	-
C263	Manufacture of communication equipment						
C265	Manufacture of measuring, testing, navigating and control equipment; watches and clocks						
C267	Manufacture of optical instruments and photographic equipment	5	88,258	53,875	34,382	-	-
C271	Manufacture of electric motors, generators, transformers and electricity distribution and control apparatus	13	127,494	76,694	50,800	-	-
C273	Manufacture of wiring and wiring devices	3	35,350	35,350	-	-	-
C274	Manufacture of electric lighting equipment	s	s	s	s	s	s
C275	Manufacture of domestic appliances	4	-	-	-	-	-
C281	Manufacture of general purpose machinery	3	-	-	-	-	-
C282	Manufacture of special purpose machinery	8	107,292	86,984	20,308	-	-
C291	Manufacture of motor vehicles	7	49,029	32,330	16,699	-	-
C292	Manufacture of motor vehicles	8	25,691	4,324	21,367	-	-
C292	Manufacture of bodies (coachwork) for motor vehicles; manufacture of trailers and semi-trailers	10	163,762	156,574	7,189	-	-
C293	Manufacture of parts and accessories for motor vehicles						
C301	Building of ships and boats						
C309	Manufacture of transport equipment, n.e.c.	6	96,806	88,818	7,988	-	-
C310	Manufacture of furniture	s	s	s	s	s	s
C321	Manufacture of jewelry, bijouterie and related articles	133	95,496	74,373	16,703	945	3,475
C322	Manufacture of musical instruments	37	13,068	8,468	4,600	-	-
C323	Manufacture of sports goods	s	s	s	s	s	s
C324	Manufacture of games and toys	s	s	s	s	s	s
C324	Manufacture of games and toys	3	1,100	1,098	2	-	-
C325	Manufacture of medical and dental instruments and supplies	5	399,104	35,407	363,697	-	-
C329	Other manufacturing, n.e.c.	18	-	-	-	-	-

*Continued*

TABLE 6.2 - *Continued*

2009 PSIC Code	Region/ Industry Description	Number of Establishments	Capital Expenditures for Tangible Fixed Assets by Mode of Acquisition				
			Total	New Tangible Fixed Assets	Major Alterations and Improvements on Tangible Fixed Assets	Land and Used Tangible Fixed Assets	Tangible Fixed Assets Produced on Own Account
		(1)	(2)	(3)	(4)	(5)	(6)
C331	Repair of fabricated metal products, machinery and equipment	54	2,162,425	437,979	1,724,446	-	-
	<b>VIII - Eastern Visayas</b>	<b>871</b>	<b>170,677</b>	<b>84,475</b>	<b>12,422</b>	<b>73,780</b>	<b>-</b>
C101	Processing and preserving of meat	s	s	s	s	s	s
C102	Processing and preserving of fish, crustaceans and mollusks	3	97	97	-	-	-
C103	Processing and preserving of fruits and vegetables	s	s	s	s	s	s
C104	Manufacture of vegetable and animal oils and fats	6	12,051	1,581	10,470	-	-
C106	Manufacture of grain mill products, starches and starch products	97	-	-	-	-	-
C107	Manufacture of other food products	529	230	230	-	-	-
C110	Manufacture of beverages	108	41,658	4,750	-	36,908	-
C139	Manufacture of other textiles	s	s	s	s	s	s
C142	Custom tailoring and dressmaking	3	-	-	-	-	-
C162	Manufacture of products of wood, cork, straw and plaiting materials	s	-	-	-	-	-
C170	Manufacture of paper and paper products	3	-	-	-	-	-
C181	Printing and service activities related to printing	36	-	-	-	-	-
C192	Manufacture of refined petroleum products	s	s	s	s	s	s
C201	Manufacture of basic chemicals	7	1,936	892	1,044	-	-
C202	Manufacture of other chemical products, n.e.c.						
C210	Manufacture of pharmaceuticals, medicinal chemical and botanical products						
C221	Manufacture of rubber products	s	s	s	s	s	s
C222	Manufacture of plastic products	s	s	s	s	s	s
C231	Manufacture of glass and glass products	6	-	-	-	-	-
C239	Manufacture of non-metallic mineral products, n.e.c.	18	-	-	-	-	-
C242	Manufacture of basic precious and other non-ferrous metals	s	s	s	s	s	s
C243	Casting of metals	s	s	s	s	s	s
C251	Manufacture of structural metal products, tanks, reservoirs and steam generators	s	s	s	s	s	s
C259	Manufacture of other fabricated metal products; metal working service activities	18	1,118	224	894	-	-
C273	Manufacture of wiring and wiring devices	s	s	s	s	s	s
C282	Manufacture of special purpose machinery	s	s	s	s	s	s
C310	Manufacture of furniture	9	-	-	-	-	-
C329	Other manufacturing, n.e.c.	7	3,478	3,478	-	-	-
C331	Repair of fabricated metal products, machinery and equipment	6	-	-	-	-	-

*Continued*

TABLE 6.2 - *Continued*

2009 PSIC Code	Region/ Industry Description	Number of Establishments	Capital Expenditures for Tangible Fixed Assets by Mode of Acquisition				
			Total	New Tangible Fixed Assets	Major Alterations and Improvements on Tangible Fixed Assets	Land and Used Tangible Fixed Assets	Tangible Fixed Assets Produced on Own Account
		(1)	(2)	(3)	(4)	(5)	(6)
	<b>IX - Zamboanga Peninsula</b>	<b>522</b>	<b>1,140,351</b>	<b>520,028</b>	<b>180,755</b>	<b>-</b>	<b>439,568</b>
C101	Processing and preserving of meat	6	-	-	-	-	-
C102	Processing and preserving of fish, crustaceans and mollusks	23	628,411	9,263	180,755	-	438,393
C103	Processing and preserving of fruits and vegetables	s	s	s	s	s	s
C104	Manufacture of vegetable and animal oils and fats	4	-	-	-	-	-
C105	Manufacture of dairy products	s	s	s	s	s	s
C106	Manufacture of grain mill products, starches and starch products	79	-	-	-	-	-
C107	Manufacture of other food products	244	-	-	-	-	-
C108	Manufacture of prepared animal feeds	s	s	s	s	s	s
C110	Manufacture of beverages	53	1,773	598	-	-	1,175
C142	Custom tailoring and dressmaking	10	-	-	-	-	-
C161	Sawmilling and planing of wood	3	-	-	-	-	-
C162	Manufacture of products of wood, cork, straw and plaiting materials						
C181	Printing and service activities related to printing	33	-	-	-	-	-
C202	Manufacture of other chemical products, n.e.c.	s	s	s	s	s	s
C221	Manufacture of rubber products	5	-	-	-	-	-
C222	Manufacture of plastic products	3	-	-	-	-	-
C231	Manufacture of glass and glass products	12	-	-	-	-	-
C239	Manufacture of non-metallic mineral products, n.e.c.						
C241	Manufacture of basic iron and steel	s	s	s	s	s	s
C251	Manufacture of structural metal products, tanks, reservoirs and steam generators	s	s	s	s	s	s
C259	Manufacture of other fabricated metal products; metal working service activities	5	509,253	509,253	-	-	-
C301	Building of ships and boats	s	-	-	-	-	-
C310	Manufacture of furniture	13	177	177	-	-	-
C324	Manufacture of games and toys	7	-	-	-	-	-
C329	Other manufacturing, n.e.c.						
C331	Repair of fabricated metal products, machinery and equipment	14	-	-	-	-	-
	<b>X - Northern Mindanao</b>	<b>774</b>	<b>11,941,442</b>	<b>3,220,205</b>	<b>6,906,245</b>	<b>545,945</b>	<b>1,269,047</b>
C101	Processing and preserving of meat	14	92,800	69,076	-	-	23,725
C102	Processing and preserving of fish, crustaceans and mollusks	s	s	s	s	s	s
C103	Processing and preserving of fruits and vegetables	12	22,640	22,640	-	-	-
C104	Manufacture of vegetable and animal oils and fats	10	514,435	498,331	-	16,104	-
C105	Manufacture of dairy products	6	3,310	1,047	2,263	-	-

*Continued*

TABLE 6.2 - *Continued*

2009 PSIC Code	Region/ Industry Description	Number of Establishments	Capital Expenditures for Tangible Fixed Assets by Mode of Acquisition				
			Total	New Tangible Fixed Assets	Major Alterations and Improvements on Tangible Fixed Assets	Land and Used Tangible Fixed Assets	Tangible Fixed Assets Produced on Own Account
		(1)	(2)	(3)	(4)	(5)	(6)
C106	Manufacture of grain mill products, starches and starch products	85	559,040	559,040	-	-	-
C107	Manufacture of other food products	311	2,345,434	948,225	187,324	37,715	1,172,170
C108	Manufacture of prepared animal feeds	6	8,880	8,880	-	-	-
C110	Manufacture of beverages	51	129,935	129,935	-	-	-
C139	Manufacture of other textiles	s	s	s	s	s	s
C141	Manufacture of wearing apparel, except fur apparel	4	13,540	12,915	-	625	-
C142	Custom tailoring and dressmaking	25	10,048	10,048	-	-	-
C152	Manufacture of footwear	s	s	s	s	s	s
C161	Sawmilling and planing of wood	21	30,616	17,200	-	10,016	3,400
C162	Manufacture of products of wood, cork, straw and plaiting materials	9	32,972	5,958	15,859	11,155	-
C170	Manufacture of paper and paper products	8	39,850	-	10,817	19,425	9,608
C181	Printing and service activities related to printing	70	102,339	80,597	14,420	7,323	-
C192	Manufacture of refined petroleum products	s	s	s	s	s	s
C201	Manufacture of basic chemicals	10	4,220,155	410,728	3,467,538	316,725	25,164
C202	Manufacture of other chemical products, n.e.c.	4	26,748	26,748	-	-	-
C210	Manufacture of pharmaceuticals, medicinal chemical and botanical products	s	s	s	s	s	s
C221	Manufacture of rubber products	s	s	s	s	s	s
C222	Manufacture of plastic products	5	17,889	17,789	-	100	-
C231	Manufacture of glass and glass products	27	40,033	22,033	18,000	-	-
C239	Manufacture of non-metallic mineral products, n.e.c.						
C241	Manufacture of basic iron and steel	11	3,200,104	16,820	3,183,284	-	-
C243	Casting of metals	s	s	s	s	s	s
C251	Manufacture of structural metal products, tanks, reservoirs and steam generators	5	3,426	2,176	250	1,000	-
C252	Manufacture of weapons and ammunition	s	s	s	s	s	s
C259	Manufacture of other fabricated metal products; metal working service activities	11	26,800	12,000	800	8,000	6,000
C282	Manufacture of special purpose machinery	4	376,662	330,612	3,542	13,528	28,980
C291	Manufacture of motor vehicles	4	9,300	9,150	150	-	-
C292	Manufacture of bodies (coachwork) for motor vehicles; manufacture of trailers and semi-trailers	s	s	s	s	s	s
C310	Manufacture of furniture	13	6,926	599	-	6,327	-
C321	Manufacture of jewelry, bijouterie and related articles	3	-	-	-	-	-
C324	Manufacture of games and toys						
C325	Manufacture of medical and dental instruments and supplies						
C329	Other manufacturing, n.e.c.						
C331	Repair of fabricated metal products, machinery and equipment	28	1,667	1,667	-	-	-

*Continued*



TABLE 6.2 - *Continued*

2009 PSIC Code	Region/ Industry Description	Number of Establishments	Capital Expenditures for Tangible Fixed Assets by Mode of Acquisition				
			Total	New Tangible Fixed Assets	Major Alterations and Improvements on Tangible Fixed Assets	Land and Used Tangible Fixed Assets	Tangible Fixed Assets Produced on Own Account
		(1)	(2)	(3)	(4)	(5)	(6)
	<b>XI - Davao Region</b>	<b>1,173</b>	<b>1,603,394</b>	<b>797,138</b>	<b>778,589</b>	<b>14,328</b>	<b>13,338</b>
C101	Processing and preserving of meat	14	405,820	245,276	151,791	8,753	-
C102	Processing and preserving of fish, crustaceans and mollusks	3	-	-	-	-	-
C103	Processing and preserving of fruits and vegetables	15	15,833	2,526	13,307	-	-
C104	Manufacture of vegetable and animal oils and fats	19	537,198	125,743	411,455	-	-
C105	Manufacture of dairy products	3	892	594	-	-	298
C106	Manufacture of grain mill products, starches and starch products	70	-	-	-	-	-
C107	Manufacture of other food products	551	108,220	107,934	286	-	-
C108	Manufacture of prepared animal feeds	11	-	-	-	-	-
C110	Manufacture of beverages	64	-	-	-	-	-
C120	Manufacture of tobacco products	s	s	s	s	s	s
C131	Spinning, weaving and finishing of textiles	4	-	-	-	-	-
C139	Manufacture of other textiles	9	-	-	-	-	-
C141	Manufacture of wearing apparel, except fur apparel	4	-	-	-	-	-
C142	Custom tailoring and dressmaking	53	-	-	-	-	-
C152	Manufacture of footwear	4	-	-	-	-	-
C161	Sawmilling and planing of wood	22	13,999	13,999	-	-	-
C162	Manufacture of products of wood, cork, straw and plaiting materials						
C170	Manufacture of paper and paper products	13	58,086	58,086	-	-	-
C181	Printing and service activities related to printing	78	6,346	652	119	5,575	-
C192	Manufacture of refined petroleum products	s	s	s	s	s	s
C201	Manufacture of basic chemicals	11	32,497	10,539	8,917	-	13,040
C202	Manufacture of other chemical products, n.e.c.	17	57,592	17,754	39,838	-	-
C210	Manufacture of pharmaceuticals, medicinal chemical and botanical products	4	-	-	-	-	-
C221	Manufacture of rubber products	4	-	-	-	-	-
C222	Manufacture of plastic products	28	20,008	16,419	3,588	-	-
C231	Manufacture of glass and glass products	4	2,502	-	2,502	-	-
C239	Manufacture of non-metallic mineral products, n.e.c.	20	137,216	98,622	38,594	-	-
C241	Manufacture of basic iron and steel	17	36,638	31,738	4,900	-	-
C242	Manufacture of basic precious and other non-ferrous metals	4	22,699	22,699	-	-	-
C243	Casting of metals	s	s	s	s	s	s
C251	Manufacture of structural metal products, tanks, reservoirs and steam generators	12	143,067	39,775	103,292	-	-
C252	Manufacture of weapons and ammunition	s	s	s	s	s	s
C259	Manufacture of other fabricated metal products; metal working service activities	23	1,024	1,024	-	-	-

*Continued*

TABLE 6.2 - *Continued*

2009 PSIC Code	Region/ Industry Description	Number of Establishments	Capital Expenditures for Tangible Fixed Assets by Mode of Acquisition				
			Total	New Tangible Fixed Assets	Major Alterations and Improvements on Tangible Fixed Assets	Land and Used Tangible Fixed Assets	Tangible Fixed Assets Produced on Own Account
		(1)	(2)	(3)	(4)	(5)	(6)
C265	Manufacture of measuring, testing, navigating and control equipment; watches and clocks	s	s	s	s	s	s
C275	Manufacture of domestic appliances	s	s	s	s	s	s
C279	Manufacture of other electrical equipment	s	s	s	s	s	s
C281	Manufacture of general purpose machinery	3	-	-	-	-	-
C282	Manufacture of special purpose machinery	6	-	-	-	-	-
C291	Manufacture of motor vehicles	s	s	s	s	s	s
C293	Manufacture of parts and accessories for motor vehicles	s	s	s	s	s	s
C301	Building of ships and boats	}	3	-	-	-	-
C309	Manufacture of transport equipment, n.e.c.						
C310	Manufacture of furniture	27	-	-	-	-	-
C321	Manufacture of jewelry, bijouterie and related articles	s	s	s	s	s	s
C329	Other manufacturing, n.e.c.	6	180	180	-	-	-
C331	Repair of fabricated metal products, machinery and equipment	37	-	-	-	-	-
	<b>XII - SOCCSKSARGEN</b>	<b>629</b>	<b>3,064,283</b>	<b>2,359,275</b>	<b>439,066</b>	<b>252,861</b>	<b>13,080</b>
C101	Processing and preserving of meat	9	95,637	73,112	9,469	-	13,057
C102	Processing and preserving of fish, crustaceans and mollusks	24	318,713	193,482	2,148	123,083	-
C103	Processing and preserving of fruits and vegetables	3	-	-	-	-	-
C104	Manufacture of vegetable and animal oils and fats	5	356,573	315,623	40,950	-	-
C105	Manufacture of dairy products	s	s	s	s	s	s
C106	Manufacture of grain mill products, starches and starch products	110	362,432	129,658	232,775	-	-
C107	Manufacture of other food products	203	31,830	31,830	-	-	-
C108	Manufacture of prepared animal feeds	5	47,048	37,997	9,021	30	-
C110	Manufacture of beverages	37	-	-	-	-	-
C131	Spinning, weaving and finishing of textiles	}	3	-	-	-	-
C139	Manufacture of other textiles						
C141	Manufacture of wearing apparel, except fur apparel	4	-	-	-	-	-
C142	Custom tailoring and dressmaking	8	-	-	-	-	-
C152	Manufacture of footwear	s	s	s	s	s	s
C161	Sawmilling and planing of wood	3	76	14	8	31	23
C162	Manufacture of products of wood, cork, straw and plaiting materials	5	-	-	-	-	-
C170	Manufacture of paper and paper products	s	s	s	s	s	s
C181	Printing and service activities related to printing	70	10,643	10,643	-	-	-
C192	Manufacture of refined petroleum products	s	s	s	s	s	s
C201	Manufacture of basic chemicals	4	49	49	-	-	-
C202	Manufacture of other chemical products, n.e.c.	5	-	-	-	-	-

*Continued*

TABLE 6.2 - *Continued*

2009 PSIC Code	Region/ Industry Description	Number of Establishments	Capital Expenditures for Tangible Fixed Assets by Mode of Acquisition				
			Total	New Tangible Fixed Assets	Major Alterations and Improvements on Tangible Fixed Assets	Land and Used Tangible Fixed Assets	Tangible Fixed Assets Produced on Own Account
		(1)	(2)	(3)	(4)	(5)	(6)
C210	Manufacture of pharmaceuticals, medicinal chemical and botanical products	s	s	s	s	s	s
C221	Manufacture of rubber products	5	4,000	1,000	3,000	-	-
C222	Manufacture of plastic products	s	s	s	s	s	s
C231	Manufacture of glass and glass products	20	52,972	52,972	-	-	-
C239	Manufacture of non-metallic mineral products, n.e.c.						
C241	Manufacture of basic iron and steel	4	-	-	-	-	-
C243	Casting of metals	s	s	s	s	s	s
C251	Manufacture of structural metal products, tanks, reservoirs and steam generators	4	-	-	-	-	-
C259	Manufacture of other fabricated metal products; metal working service activities	38	1,406,283	1,406,283	-	-	-
C282	Manufacture of special purpose machinery	4	-	-	-	-	-
C301	Building of ships and boats	3	3,898	3,898	-	-	-
C309	Manufacture of transport equipment, n.e.c.						
C310	Manufacture of furniture	11	-	-	-	-	-
C323	Manufacture of sports goods	s	s	s	s	s	s
C331	Repair of fabricated metal products, machinery and equipment	31	356,190	84,778	141,696	129,716	-
	<b>XIII - Caraga</b>	<b>440</b>	<b>3,989,574</b>	<b>3,976,407</b>	<b>-</b>	<b>-</b>	<b>13,168</b>
C101	Processing and preserving of meat	4	-	-	-	-	-
C102	Processing and preserving of fish, crustaceans and mollusks	s	s	s	s	s	s
C103	Processing and preserving of fruits and vegetables	s	s	s	s	s	s
C104	Manufacture of vegetable and animal oils and fats	5	33,684	33,684	-	-	-
C106	Manufacture of grain mill products, starches and starch products	49	-	-	-	-	-
C107	Manufacture of other food products	185	5,906	5,906	-	-	-
C108	Manufacture of prepared animal feeds	s	s	s	s	s	s
C110	Manufacture of beverages	71	-	-	-	-	-
C139	Manufacture of other textiles	s	s	s	s	s	s
C142	Custom tailoring and dressmaking	9	-	-	-	-	-
C152	Manufacture of footwear	s	s	s	s	s	s
C161	Sawmilling and planing of wood	5	-	-	-	-	-
C162	Manufacture of products of wood, cork, straw and plaiting materials	10	85,435	85,435	-	-	-
C181	Printing and service activities related to printing	33	-	-	-	-	-
C199	Manufacture of other fuel products	s	s	s	s	s	s
C201	Manufacture of basic chemicals	5	-	-	-	-	-
C202	Manufacture of other chemical products, n.e.c.						
C221	Manufacture of rubber products	s	s	s	s	s	s

*Continued*

TABLE 6.2 - *Concluded*

2009 PSIC Code	Region/ Industry Description	Number of Establishments	Capital Expenditures for Tangible Fixed Assets by Mode of Acquisition				
			Total	New Tangible Fixed Assets	Major Alterations and Improvements on Tangible Fixed Assets	Land and Used Tangible Fixed Assets	Tangible Fixed Assets Produced on Own Account
		(1)	(2)	(3)	(4)	(5)	(6)
C231	Manufacture of glass and glass products	14	9,629	9,629	-	-	-
C239	Manufacture of non-metallic mineral products, n.e.c.						
C241	Manufacture of basic iron and steel						
C242	Manufacture of basic precious and other non-ferrous metals	3	3,826,656	3,826,656	-	-	-
C251	Manufacture of structural metal products, tanks, reservoirs and steam generators						
C259	Manufacture of other fabricated metal products; metal working service activities						
C282	Manufacture of special purpose machinery	s	s	s	s	s	s
C301	Building of ships and boats	s	s	s	s	s	s
C309	Manufacture of transport equipment, n.e.c.	s	s	s	s	s	s
C310	Manufacture of furniture	10	-	-	-	-	-
C321	Manufacture of jewelry, bijouterie and related articles	4	-	-	-	-	-
C324	Manufacture of games and toys	3	-	-	-	-	-
C329	Other manufacturing, n.e.c.						
C331	Repair of fabricated metal products, machinery and equipment	10	28,264	15,097	-	-	13,168
	Autonomous Region in Muslim Mindanao	57	32,688	25,615	895	3,600	2,578
C101	Processing and preserving of meat	s	s	s	s	s	s
C104	Manufacture of vegetable and animal oils and fats	s	s	s	s	s	s
C106	Manufacture of grain mill products, starches and starch products	21	20,037	17,069	-	1,100	1,867
C107	Manufacture of other food products	18	1,458	1,247	-	-	211
C108	Manufacture of prepared animal feeds	s	s	s	s	s	s
C110	Manufacture of beverages	7	656	656	-	-	-
C142	Custom tailoring and dressmaking	s	s	s	s	s	s
C221	Manufacture of rubber products	s	s	s	s	s	s
C239	Manufacture of non-metallic mineral products, n.e.c.	s	s	s	s	s	s
C301	Building of ships and boats	s	s	s	s	s	s
C310	Manufacture of furniture	s	s	s	s	s	s

- zero value

} Combined data

s Suppressed data

Notes: Values are in thousand pesos, except number of establishments.

Details may not add-up to total due to rounding and/or statistical disclosure control.

Source: Philippine Statistics Authority, 2019 Annual Survey of Philippine Business and Industry (Final Results)

Table 6. Number of Establishments and Capital Expenditures by Type of Tangible Fixed Assets for Manufacturing Establishments by Region and Industry Group: Philippines, 2019

2009 PSIC Code	Region/ Industry Description	Number of Establishments	Capital Expenditures for Tangible Fixed Assets			
			Total	Land	Buildings, Other Structures and Land Improvements	Transport Equipment
		(1)	(2)	(3)	(4)	(5)
	Philippines	24,270	234,884,177	3,332,576	87,183,777	7,916,785
C101	Processing and preserving of meat	294	1,165,657	29,059	460,376	65,319
C102	Processing and preserving of fish, crustaceans and mollusks	225	1,140,599	123,083	220,453	34,837
C103	Processing and preserving of fruits and vegetables	144	320,790	-	149,710	27,031
C104	Manufacture of vegetable and animal oils and fats	136	1,862,254	5,030	1,019,103	55,134
C105	Manufacture of dairy products	89	2,217,264	-	172,001	174,869
C106	Manufacture of grain mill products, starches and starch products	1,218	2,024,167	84,467	515,411	647,679
C107	Manufacture of other food products	7,739	9,721,687	156,936	1,626,530	489,000
C108	Manufacture of prepared animal feeds	196	1,917,369	111,463	321,279	200,475
C110	Manufacture of beverages	2,637	7,376,053	-	318,834	682,971
C120	Manufacture of tobacco products	19	9,186	-	541	-
C131	Spinning, weaving and finishing of textiles	109	191,331	-	31,648	10,341
C139	Manufacture of other textiles	254	47,559,728	43,959	46,583,896	495,960
C141	Manufacture of wearing apparel, except fur apparel	849	1,688,405	22,120	555,193	56,383
C142	Custom tailoring and dressmaking	500	11,682	1,500	-	1,763
C143	Manufacture of knitted and crocheted apparel	19	16,952	-	4,419	5,686
C151	Tanning and dressing of leather; manufacture of luggage and handbags	46	64,063	3,856	23,360	8,825
C152	Manufacture of footwear	148	416,314	-	221,533	17,413
C161	Sawmilling and planing of wood	48	72,789	10,047	17,788	35,020
C162	Manufacture of products of wood, cork, straw and plaiting materials	290	919,336	7,865	71,762	54,771
C170	Manufacture of paper and paper products	361	7,700,913	43,425	1,639,398	971,373
C181	Printing and service activities related to printing	2,113	892,342	17,200	97,490	49,589
C182	Reproduction of recorded media	6	350	-	60	-
C192	Manufacture of refined petroleum products	26	3,019,631	12,300	2,951,834	28,107
C199	Manufacture of other fuel products	7	-	-	-	-
C201	Manufacture of basic chemicals	196	15,909,146	209,485	275,307	123,395
C202	Manufacture of other chemical products, n.e.c.	390	2,152,149	9,613	398,870	128,369
C203	Manufacture of man-made fibers	3	16,845	-	-	-
C210	Manufacture of pharmaceuticals, medicinal chemical and botanical products	121	444,879	400	390,875	5,377
C221	Manufacture of rubber products	147	4,396,186	152,733	26,489	30,076
C222	Manufacture of plastic products	820	6,508,348	205,502	583,328	280,490
C231	Manufacture of glass and glass products	92	170,708	281	10,754	21,593
C239	Manufacture of non-metallic mineral products, n.e.c.	654	17,743,497	610,073	1,930,229	420,545
C241	Manufacture of basic iron and steel	299	10,425,101	153,822	6,734,966	151,775
C242	Manufacture of basic precious and other non-ferrous metals	33	6,101,792	-	109,494	140,558

Continued

TABLE 6 - *Continued*

2009 PSIC Code	Region/ Industry Description	Number of Establishments	Capital Expenditures for Tangible Fixed Assets			
			Total	Land	Buildings, Other Structures and Land Improvements	Transport Equipment
		(1)	(2)	(3)	(4)	(5)
C243	Casting of metals	52	1,424,867	1,122	1,035,792	46,510
C251	Manufacture of structural metal products, tanks, reservoirs and steam generators	428	10,046,039	1,000	2,806,820	647,690
C252	Manufacture of weapons and ammunition	14	3,926	-	31	-
C259	Manufacture of other fabricated metal products; metal working service activities	761	5,641,773	17,514	744,302	189,988
C261	Manufacture of electronic components	145	31,387,604	108,228	4,671,047	79,842
C262	Manufacture of computers and peripheral equipment and accessories	32	379,481	14,800	23,237	12,639
C263	Manufacture of communication equipment	12	446,233	-	20,434	181
C264	Manufacture of consumer electronics	18	440,366	-	26,365	1,939
C265	Manufacture of measuring, testing, navigating and control equipment; watches and clocks	21	182,541	-	86,015	16,060
C267	Manufacture of optical instruments and photographic equipment	21	1,254,652	-	705,247	2,863
C271	Manufacture of electric motors, generators, transformers and electricity distribution and control apparatus	56	1,931,699	46,838	213,622	18,358
C272	Manufacture of batteries and accumulators	11	2,059,161	-	170,089	51,520
C273	Manufacture of wiring and wiring devices	57	202,044	-	17,785	8,990
C274	Manufacture of electric lighting equipment	38	824,648	-	387,203	38,620
C275	Manufacture of domestic appliances	44	278,276	160,000	81,988	20,750
C279	Manufacture of other electrical equipment	24	393,591	37,425	237,866	652
C281	Manufacture of general purpose machinery	132	1,089,259	-	127,396	166,441
C282	Manufacture of special purpose machinery	210	738,530	13,528	83,996	52,484
C291	Manufacture of motor vehicles	41	2,645,997	57,552	692,024	290,101
C292	Manufacture of bodies (coachwork) for motor vehicles; manufacture of trailers and semi-trailers	27	1,079,621	614,049	250,367	1,839
C293	Manufacture of parts and accessories for motor vehicles	115	4,365,092	6,507	666,789	34,591
C301	Building of ships and boats	32	100,704	-	11,784	673
C303	Manufacture of air and spacecraft and related machinery	9	358,331	-	13,560	4,290
C309	Manufacture of transport equipment, n.e.c.	73	1,358,574	-	975,497	80,767
C310	Manufacture of furniture	717	4,925,111	85,117	1,663,345	236,955
C321	Manufacture of jewelry, bijouterie and related articles	77	28,677	-	4,600	16,310
C322	Manufacture of musical instruments	3	907	-	-	605
C323	Manufacture of sports goods	23	123,606	-	9,982	1,916
C324	Manufacture of games and toys	31	61,505	52,500	966	160
C325	Manufacture of medical and dental instruments and supplies	48	3,001,087	10,501	1,863,033	2,991
C329	Other manufacturing, n.e.c.	214	519,336	14,333	45,938	187,961
C331	Repair of fabricated metal products, machinery and equipment	551	3,406,391	77,341	2,083,726	283,984
C332	Installation of industrial machinery and equipment	8	7,037	-	-	3,389

*Continued*

TABLE 6 - *Continued*

2009 PSIC Code	Region/ Industry Description	Number of Establishments	Capital Expenditures for Tangible Fixed Assets			
			Total	Land	Buildings, Other Structures and Land Improvements	Transport Equipment
		(1)	(2)	(3)	(4)	(5)
	<b>National Capital Region</b>	<b>6,369</b>	<b>81,864,455</b>	<b>856,247</b>	<b>51,179,183</b>	<b>3,740,052</b>
C101	Processing and preserving of meat	37	30,709	-	18,900	6,475
C102	Processing and preserving of fish, crustaceans and mollusks	38	153,986	-	27,622	8,835
C103	Processing and preserving of fruits and vegetables	42	7,422	-	-	-
C104	Manufacture of vegetable and animal oils and fats	18	2,796	-	-	98
C105	Manufacture of dairy products	26	914,947	-	43,767	72,097
C106	Manufacture of grain mill products, starches and starch products	18	453,780	-	122,092	80,194
C107	Manufacture of other food products	1,093	1,774,768	67,561	462,715	101,209
C108	Manufacture of prepared animal feeds	12	164,937	6,900	9,761	25,023
C110	Manufacture of beverages	628	4,990,191	-	68,224	538,519
C120	Manufacture of tobacco products	6	7,989	-	-	-
C131	Spinning, weaving and finishing of textiles	42	902	-	-	-
C139	Manufacture of other textiles	128	47,025,870	25,022	46,319,661	474,162
C141	Manufacture of wearing apparel, except fur apparel	362	310,029	4,877	227,644	30,836
C142	Custom tailoring and dressmaking	156	-	-	-	-
C143	Manufacture of knitted and crocheted apparel	15	9,746	-	-	5,686
C151	Tanning and dressing of leather; manufacture of luggage and handbags	28	15,785	3,100	5,978	4,744
C152	Manufacture of footwear	78	7,768	-	3,087	-
C161	Sawmilling and planing of wood	9	13,284	-	10,284	-
C162	Manufacture of products of wood, cork, straw and plaiting materials	49	2,402	-	-	-
C170	Manufacture of paper and paper products	205	4,998,339	24,000	351,940	908,528
C181	Printing and service activities related to printing	999	563,378	-	53,371	47,018
C182	Reproduction of recorded media	4	-	-	-	-
C192	Manufacture of refined petroleum products	10	26,376	-	4,175	17,159
C199	Manufacture of other fuel products					
C201	Manufacture of basic chemicals	66	-	-	-	-
C202	Manufacture of other chemical products, n.e.c.	198	940,674	-	169,312	86,012
C203	Manufacture of man-made fibers					
C210	Manufacture of pharmaceuticals, medicinal chemical and botanical products	47	3,472	-	-	-
C221	Manufacture of rubber products	69	48,791	-	3,583	541
C222	Manufacture of plastic products	439	3,680,665	201,102	303,897	73,878
C231	Manufacture of glass and glass products	29	5,807	-	-	5,807
C239	Manufacture of non-metallic mineral products, n.e.c.	89	1,855,036	18,327	25,483	183,304
C241	Manufacture of basic iron and steel	100	3,902,908	146,622	812,362	32,985
C242	Manufacture of basic precious and other non-ferrous metals	6	34,405	-	2,177	3,219
C243	Casting of metals	20	313	-	-	-

*Continued*

TABLE 6 - *Continued*

2009 PSIC Code	Region/ Industry Description	Number of Establishments	Capital Expenditures for Tangible Fixed Assets			
			Total	Land	Buildings, Other Structures and Land Improvements	Transport Equipment
		(1)	(2)	(3)	(4)	(5)
C251	Manufacture of structural metal products, tanks, reservoirs and steam generators	208	1,581,748	-	25,340	261,979
C252	Manufacture of weapons and ammunition	10	-	-	-	-
C259	Manufacture of other fabricated metal products; metal working service activities	282	611,007	-	33,319	91,692
C261	Manufacture of electronic components	14	924,331	-	183,890	-
C262	Manufacture of computers and peripheral equipment and accessories	3	15,874	14,800	-	-
C263	Manufacture of communication equipment					
C264	Manufacture of consumer electronics					
C265	Manufacture of measuring, testing, navigating and control equipment; watches and clocks	9	24,240	-	10,897	8,965
C267	Manufacture of optical instruments and photographic equipment					
C271	Manufacture of electric motors, generators, transformers and electricity distribution and control apparatus					
C272	Manufacture of batteries and accumulators	4	773,448	-	82,770	26,590
C273	Manufacture of wiring and wiring devices	22	-	-	-	-
C274	Manufacture of electric lighting equipment	12	127,365	-	43,279	35,987
C275	Manufacture of domestic appliances	20	274,000	160,000	80,000	20,000
C279	Manufacture of other electrical equipment	s	s	s	s	s
C281	Manufacture of general purpose machinery	59	283,340	-	2,429	157,492
C282	Manufacture of special purpose machinery	75	25,784	-	18,569	3,050
C291	Manufacture of motor vehicles	13	-	-	-	-
C292	Manufacture of bodies (coachwork) for motor vehicles; manufacture of trailers and semi-trailers	7	1,957	-	1,145	-
C293	Manufacture of parts and accessories for motor vehicles	22	2,507	2,507	-	-
C301	Building of ships and boats	10	-	-	-	-
C303	Manufacture of air and spacecraft and related machinery	27	85,019	-	8,322	11,310
C309	Manufacture of transport equipment, n.e.c.					
C310	Manufacture of furniture	203	4,564,951	-	1,558,362	232,505
C321	Manufacture of jewelry, bijouterie and related articles	14	-	-	-	-
C322	Manufacture of musical instruments	s	-	-	-	-
C323	Manufacture of sports goods	6	-	-	-	-
C324	Manufacture of games and toys	12	57,098	52,500	-	-
C325	Manufacture of medical and dental instruments and supplies	18	-	-	-	-
C329	Other manufacturing, n.e.c.	69	188,699	14,333	-	151,472
C331	Repair of fabricated metal products, machinery and equipment	147	318,597	77,171	84,824	28,304
C332	Installation of industrial machinery and equipment	s	s	s	s	s

*Continued*



TABLE 6 - *Continued*

2009 PSIC Code	Region/ Industry Description	Number of Establishments	Capital Expenditures for Tangible Fixed Assets			
			Total	Land	Buildings, Other Structures and Land Improvements	Transport Equipment
		(1)	(2)	(3)	(4)	(5)
	<b>Cordillera Administrative Region</b>	<b>316</b>	<b>2,716,717</b>	<b>14,595</b>	<b>390,248</b>	<b>5,272</b>
C101	Processing and preserving of meat	s	-	-	-	-
C103	Processing and preserving of fruits and vegetables	3	-	-	-	-
C105	Manufacture of dairy products	s	-	-	-	-
C106	Manufacture of grain mill products, starches and starch products	37	375	-	-	-
C107	Manufacture of other food products	110	85,200	-	69,559	-
C110	Manufacture of beverages	50	205	-	-	-
C131	Spinning, weaving and finishing of textiles	16	24,224	-	22,899	-
C139	Manufacture of other textiles					
C141	Manufacture of wearing apparel, except fur apparel	s	-	-	-	-
C142	Custom tailoring and dressmaking	20	-	-	-	-
C162	Manufacture of products of wood, cork, straw and plaiting materials	s	-	-	-	-
C170	Manufacture of paper and paper products	s	-	-	-	-
C181	Printing and service activities related to printing	38	41,655	11,625	10,463	775
C201	Manufacture of basic chemicals	s	-	-	-	-
C202	Manufacture of other chemical products, n.e.c.	s	-	-	-	-
C221	Manufacture of rubber products	5	19,734	-	-	-
C222	Manufacture of plastic products					
C231	Manufacture of glass and glass products	s	-	-	-	-
C239	Manufacture of non-metallic mineral products, n.e.c.	s	-	-	-	-
C241	Manufacture of basic iron and steel	s	-	-	-	-
C242	Manufacture of basic precious and other non-ferrous metals	s	-	-	-	-
C251	Manufacture of structural metal products, tanks, reservoirs and steam generators	4	-	-	-	-
C259	Manufacture of other fabricated metal products; metal working service activities	5	7,988	2,970	2,700	207
C261	Manufacture of electronic components	4	2,179,984	-	271,833	-
C281	Manufacture of general purpose machinery	3	-	-	-	-
C282	Manufacture of special purpose machinery					
C303	Manufacture of air and spacecraft and related machinery	s	s	s	s	s
C310	Manufacture of furniture	s	-	-	-	-
C321	Manufacture of jewelry, bijouterie and related articles	s	-	-	-	-
C331	Repair of fabricated metal products, machinery and equipment	4	-	-	-	-
	<b>I - Ilocos Region</b>	<b>746</b>	<b>250,404</b>	<b>4,000</b>	<b>20,301</b>	<b>6,810</b>
C101	Processing and preserving of meat	14	16,178	-	6,011	-
C102	Processing and preserving of fish, crustaceans and mollusks	15	-	-	-	-

*Continued*

TABLE 6 - *Continued*

2009 PSIC Code	Region/ Industry Description	Number of Establishments	Capital Expenditures for Tangible Fixed Assets			
			Total	Land	Buildings, Other Structures and Land Improvements	Transport Equipment
		(1)	(2)	(3)	(4)	(5)
C103	Processing and preserving of fruits and vegetables	s	s	s	s	s
C105	Manufacture of dairy products	s	-	-	-	-
C106	Manufacture of grain mill products, starches and starch products	61	-	-	-	-
C107	Manufacture of other food products	274	-	-	-	-
C108	Manufacture of prepared animal feeds	4	12,467	-	5,888	6,171
C110	Manufacture of beverages	126	210,735	-	2,882	640
C120	Manufacture of tobacco products	3	47	-	-	-
C131	Spinning, weaving and finishing of textiles	6	-	-	-	-
C141	Manufacture of wearing apparel, except fur apparel	3	-	-	-	-
C142	Custom tailoring and dressmaking	9	-	-	-	-
C162	Manufacture of products of wood, cork, straw and plaiting materials	12	-	-	-	-
C170	Manufacture of paper and paper products	s	-	-	-	-
C181	Printing and service activities related to printing	62	-	-	-	-
C201	Manufacture of basic chemicals }	7	-	-	-	-
C202	Manufacture of other chemical products, n.e.c. }					
C210	Manufacture of pharmaceuticals, medicinal chemical and botanical products	s	-	-	-	-
C221	Manufacture of rubber products	s	-	-	-	-
C222	Manufacture of plastic products	s	-	-	-	-
C239	Manufacture of non-metallic mineral products, n.e.c.	26	-	-	-	-
C241	Manufacture of basic iron and steel	6	-	-	-	-
C251	Manufacture of structural metal products, tanks, reservoirs and steam generators	11	-	-	-	-
C259	Manufacture of other fabricated metal products; metal working service activities	17	-	-	-	-
C282	Manufacture of special purpose machinery	5	-	-	-	-
C292	Manufacture of bodies (coachwork) for motor vehicles; manufacture of trailers and semi-trailers }	6	9,599	4,000	5,520	-
C293	Manufacture of parts and accessories for motor vehicles }					
C309	Manufacture of transport equipment, n.e.c.	s	-	-	-	-
C310	Manufacture of furniture	36	-	-	-	-
C321	Manufacture of jewelry, bijouterie and related articles }	16	7	-	-	-
C324	Manufacture of games and toys }					
C329	Other manufacturing, n.e.c. }					
C331	Repair of fabricated metal products, machinery and equipment	21	-	-	-	-
	II - Cagayan Valley	403	135,519	14,470	57,660	6,453
C101	Processing and preserving of meat	4	803	-	-	803

*Continued*

TABLE 6 - *Continued*

2009 PSIC Code	Region/ Industry Description	Number of Establishments	Capital Expenditures for Tangible Fixed Assets			
			Total	Land	Buildings, Other Structures and Land Improvements	Transport Equipment
		(1)	(2)	(3)	(4)	(5)
C102	Processing and preserving of fish, crustaceans and mollusks	s	-	-	-	-
C103	Processing and preserving of fruits and vegetables	3	-	-	-	-
C105	Manufacture of dairy products	s	-	-	-	-
C106	Manufacture of grain mill products, starches and starch products	39	81,916	14,300	40,850	5,500
C107	Manufacture of other food products	194	-	-	-	-
C108	Manufacture of prepared animal feeds	5	-	-	-	-
C110	Manufacture of beverages	46	-	-	-	-
C120	Manufacture of tobacco products	s	-	-	-	-
C131	Spinning, weaving and finishing of textiles	s	-	-	-	-
C139	Manufacture of other textiles	s	-	-	-	-
C142	Custom tailoring and dressmaking	7	-	-	-	-
C162	Manufacture of products of wood, cork, straw and plaiting materials	3	-	-	-	-
C181	Printing and service activities related to printing	37	32,400	-	-	-
C182	Reproduction of recorded media	s	s	s	s	s
C192	Manufacture of refined petroleum products	s	-	-	-	-
C199	Manufacture of other fuel products	s	-	-	-	-
C201	Manufacture of basic chemicals	s	-	-	-	-
C231	Manufacture of glass and glass products	15	2,742	-	2,600	-
C239	Manufacture of non-metallic mineral products, n.e.c.					
C251	Manufacture of structural metal products, tanks, reservoirs and steam generators	4	-	-	-	-
C259	Manufacture of other fabricated metal products; metal working service activities	9	150	-	-	150
C282	Manufacture of special purpose machinery	3	288	-	-	-
C310	Manufacture of furniture	13	14,550	-	13,850	-
C321	Manufacture of jewelry, bijouterie and related articles	s	-	-	-	-
C329	Other manufacturing, n.e.c.	s	-	-	-	-
C331	Repair of fabricated metal products, machinery and equipment	9	2,320	170	300	-
	III - Central Luzon	2,456	39,607,395	390,234	9,874,877	1,141,453
C101	Processing and preserving of meat	79	362,177	-	119,303	34,450
C102	Processing and preserving of fish, crustaceans and mollusks	23	33,452	-	-	11,695
C103	Processing and preserving of fruits and vegetables	18	25,356	-	7,423	4,800
C104	Manufacture of vegetable and animal oils and fats	3	-	-	-	-
C105	Manufacture of dairy products	11	8,433	-	2,792	-
C106	Manufacture of grain mill products, starches and starch products	134	129,994	-	12,250	4,860

*Continued*

TABLE 6 - *Continued*

2009 PSIC Code	Region/ Industry Description	Number of Establishments	Capital Expenditures for Tangible Fixed Assets			
			Total	Land	Buildings, Other Structures and Land Improvements	Transport Equipment
		(1)	(2)	(3)	(4)	(5)
C107	Manufacture of other food products	619	608,199	2,888	156,005	23,197
C108	Manufacture of prepared animal feeds	53	1,454,239	13,397	225,528	164,268
C110	Manufacture of beverages	260	136,894	-	22,632	8,581
C120	Manufacture of tobacco products	s	-	-	-	-
C131	Spinning, weaving and finishing of textiles	17	15,769	-	674	-
C139	Manufacture of other textiles	44	345,733	18,937	162,503	17,701
C141	Manufacture of wearing apparel, except fur apparel	154	851,644	16,618	108,632	13,965
C142	Custom tailoring and dressmaking	23	-	-	-	-
C143	Manufacture of knitted and crocheted apparel					
C151	Tanning and dressing of leather; manufacture of luggage and handbags	10	48,278	756	17,381	4,081
C152	Manufacture of footwear	11	301,573	-	157,904	13,657
C161	Sawmilling and planing of wood	33	30,144	-	4,888	16,237
C162	Manufacture of products of wood, cork, straw and plaiting materials					
C170	Manufacture of paper and paper products	33	2,236,688	-	1,134,875	47,612
C181	Printing and service activities related to printing	123	-	-	-	-
C192	Manufacture of refined petroleum products	3	37,888	10,800	12,492	2,586
C201	Manufacture of basic chemicals	19	491,139	-	18,670	18,748
C202	Manufacture of other chemical products, n.e.c.	29	30,434	-	15,799	4,422
C210	Manufacture of pharmaceuticals, medicinal chemical and botanical products	19	155,868	-	131,069	459
C221	Manufacture of rubber products	11	4,055,665	-	13,163	26,635
C222	Manufacture of plastic products	90	777,581	4,300	140,712	77,518
C231	Manufacture of glass and glass products	8	43,596	-	2,498	7,116
C239	Manufacture of non-metallic mineral products, n.e.c.	137	7,624,767	159,288	851,540	71,238
C241	Manufacture of basic iron and steel	47	2,445,855	7,200	1,989,518	104,053
C242	Manufacture of basic precious and other non-ferrous metals	5	28,024	-	1,849	2,225
C243	Casting of metals	5	34,581	-	-	2,964
C251	Manufacture of structural metal products, tanks, reservoirs and steam generators	49	8,143,759	-	2,674,147	341,844
C252	Manufacture of weapons and ammunition	37	512,042	6,544	104,672	4,358
C259	Manufacture of other fabricated metal products; metal working service activities					
C261	Manufacture of electronic components	15	4,388,000	102,667	663,826	22,967
C262	Manufacture of computers and peripheral equipment and accessories	5	94,425	-	1,687	-
C264	Manufacture of consumer electronics	4	58,981	-	1,695	1,769
C265	Manufacture of measuring, testing, navigating and control equipment; watches and clocks					
C271	Manufacture of electric motors, generators, transformers and electricity distribution and control apparatus	9	242,034	46,838	135,926	13,487

*Continued*

TABLE 6 - *Continued*

2009 PSIC Code	Region/ Industry Description	Number of Establishments	Capital Expenditures for Tangible Fixed Assets			
			Total	Land	Buildings, Other Structures and Land Improvements	Transport Equipment
		(1)	(2)	(3)	(4)	(5)
C272	Manufacture of batteries and accumulators	3	1,285,713	-	87,319	24,930
C273	Manufacture of wiring and wiring devices	8	78,751	-	5,319	6,927
C274	Manufacture of electric lighting equipment	7	11,240	-	1,065	1,034
C275	Manufacture of domestic appliances	5	2,000	-	1,250	750
C279	Manufacture of other electrical equipment	5	37,641	-	-	-
C281	Manufacture of general purpose machinery	13	485,890	-	48,202	2
C282	Manufacture of special purpose machinery	17	47,435	-	40,563	-
C291	Manufacture of motor vehicles	}				
C292	Manufacture of bodies (coachwork) for motor vehicles; manufacture of trailers and semi-trailers	}	4	-	-	-
C293	Manufacture of parts and accessories for motor vehicles	7	520,893	-	75,038	3,180
C301	Building of ships and boats	s	-	-	-	-
C303	Manufacture of air and spacecraft and related machinery	5	979	-	765	-
C309	Manufacture of transport equipment, n.e.c.	23	2,668	-	-	2,200
C310	Manufacture of furniture	94	99,282	-	61,511	892
C321	Manufacture of jewelry, bijouterie and related articles	13	12,961	-	-	12,288
C322	Manufacture of musical instruments	s	s	s	s	s
C323	Manufacture of sports goods	4	86,763	-	9,053	-
C324	Manufacture of games and toys	6	3,307	-	964	160
C325	Manufacture of medical and dental instruments and supplies	8	1,002,231	-	621,651	2,991
C329	Other manufacturing, n.e.c.	46	172,760	-	28,011	17,443
C331	Repair of fabricated metal products, machinery and equipment	43	2,762	-	2,111	558
C332	Installation of industrial machinery and equipment	s	-	-	-	-
	<b>IVA - CALABARZON</b>	<b>4,340</b>	<b>70,752,739</b>	<b>777,508</b>	<b>16,072,165</b>	<b>1,116,020</b>
C101	Processing and preserving of meat	51	21,136	-	4,426	4,518
C102	Processing and preserving of fish, crustaceans and mollusks	13	-	-	-	-
C103	Processing and preserving of fruits and vegetables	16	248,168	-	131,134	12,905
C104	Manufacture of vegetable and animal oils and fats	41	165,187	5,030	76,431	1,015
C105	Manufacture of dairy products	21	1,272,305	-	121,555	102,154
C106	Manufacture of grain mill products, starches and starch products	86	176,070	69,067	21,829	4,671
C107	Manufacture of other food products	1,144	1,452,328	5,293	488,504	34,219
C108	Manufacture of prepared animal feeds	79	3,688	-	-	-
C110	Manufacture of beverages	446	756,671	-	423	77,041
C120	Manufacture of tobacco products	3	1,151	-	541	-
C131	Spinning, weaving and finishing of textiles	10	150,436	-	8,076	10,341
C139	Manufacture of other textiles	35	176,787	-	101,732	2,747
C141	Manufacture of wearing apparel, except fur apparel	259	260,436	-	78,541	6,228

*Continued*

TABLE 6 - *Continued*

2009 PSIC Code	Region/ Industry Description	Number of Establishments	Capital Expenditures for Tangible Fixed Assets			
			Total	Land	Buildings, Other Structures and Land Improvements	Transport Equipment
		(1)	(2)	(3)	(4)	(5)
C142	Custom tailoring and dressmaking	88	-	-	-	-
C143	Manufacture of knitted and crocheted apparel	3	7,206	-	4,419	-
C151	Tanning and dressing of leather; manufacture of luggage and handbags	6	-	-	-	-
C152	Manufacture of footwear	36	104,768	-	60,163	3,755
C161	Sawmilling and planing of wood	89	755,269	-	53,274	24,600
C162	Manufacture of products of wood, cork, straw and plaiting materials					
C170	Manufacture of paper and paper products	68	348,764	-	137,106	10,964
C181	Printing and service activities related to printing	145	58,837	-	19,118	1,531
C182	Reproduction of recorded media	s	-	-	-	-
C192	Manufacture of refined petroleum products	6	2,932,467	-	2,932,467	-
C199	Manufacture of other fuel products					
C201	Manufacture of basic chemicals	37	11,073,893	-	43,596	-
C202	Manufacture of other chemical products, n.e.c.	89	1,040,914	420	198,852	24,151
C210	Manufacture of pharmaceuticals, medicinal chemical and botanical products	30	277,337	-	259,807	-
C221	Manufacture of rubber products	36	18,089	-	3,103	-
C222	Manufacture of plastic products	170	1,330,199	-	113,840	63,765
C231	Manufacture of glass and glass products	26	21,841	281	5,486	6,398
C239	Manufacture of non-metallic mineral products, n.e.c.	116	5,548,883	8,631	706,037	82,031
C241	Manufacture of basic iron and steel	79	837,591	-	741,245	3,320
C242	Manufacture of basic precious and other non-ferrous metals	9	6,689	-	-	-
C243	Casting of metals	15	1,078,828	1,122	1,031,470	808
C251	Manufacture of structural metal products, tanks, reservoirs and steam generators	102	171,385	-	3,291	34,113
C259	Manufacture of other fabricated metal products; metal working service activities	222	2,046,360	-	452,962	48,089
C261	Manufacture of electronic components	99	22,293,916	5,562	3,437,812	42,576
C262	Manufacture of computers and peripheral equipment and accessories	24	264,812	-	17,776	12,639
C263	Manufacture of communication equipment	8	68,007	-	1,957	181
C264	Manufacture of consumer electronics	10	392,210	-	26,365	170
C265	Manufacture of measuring, testing, navigating and control equipment; watches and clocks	6	59,132	-	39,040	4,172
C267	Manufacture of optical instruments and photographic equipment	7	1,127,158	-	654,447	1,442
C271	Manufacture of electric motors, generators, transformers and electricity distribution and control apparatus	25	1,651,552	-	77,696	2,563
C272	Manufacture of batteries and accumulators	4	-	-	-	-
C273	Manufacture of wiring and wiring devices	24	120,503	-	12,466	2,063
C274	Manufacture of electric lighting equipment	15	686,043	-	342,858	1,598

*Continued*

TABLE 6 - *Continued*

2009 PSIC Code	Region/ Industry Description	Number of Establishments	Capital Expenditures for Tangible Fixed Assets			
			Total	Land	Buildings, Other Structures and Land Improvements	Transport Equipment
		(1)	(2)	(3)	(4)	(5)
C275	Manufacture of domestic appliances	14	2,276	-	738	-
C279	Manufacture of other electrical equipment	12	308,738	-	237,866	-
C281	Manufacture of general purpose machinery	48	212,738	-	56,428	4,340
C282	Manufacture of special purpose machinery	76	239,267	-	4,624	20,140
C291	Manufacture of motor vehicles	13	2,611,006	57,552	670,507	279,351
C292	Manufacture of bodies (coachwork) for motor vehicles; manufacture of trailers and semi-trailers	14	1,077,664	614,049	249,222	1,839
C293	Manufacture of parts and accessories for motor vehicles	71	3,668,331	-	579,042	31,412
C301	Building of ships and boats	5	-	-	-	-
C303	Manufacture of air and spacecraft and related machinery	19	1,248,510	-	965,623	67,257
C309	Manufacture of transport equipment, n.e.c.					
C310	Manufacture of furniture	92	51,398	-	1,274	1,625
C321	Manufacture of jewelry, bijouterie and related articles	5	2,647	-	-	2,397
C323	Manufacture of sports goods	9	35,373	-	929	1,916
C324	Manufacture of games and toys	6	-	-	-	-
C325	Manufacture of medical and dental instruments and supplies	16	1,599,752	10,501	877,509	-
C329	Other manufacturing, n.e.c.	27	154,212	-	17,927	15,796
C331	Repair of fabricated metal products, machinery and equipment	116	533,814	-	632	63,179
	<b>MIMAROPA</b>	<b>353</b>	<b>15,921</b>	<b>-</b>	<b>12,745</b>	<b>-</b>
C101	Processing and preserving of meat	s	-	-	-	-
C103	Processing and preserving of fruits and vegetables	s	-	-	-	-
C104	Manufacture of vegetable and animal oils and fats	3	3,172	-	-	-
C105	Manufacture of dairy products	s	-	-	-	-
C106	Manufacture of grain mill products, starches and starch products	89	-	-	-	-
C107	Manufacture of other food products	113	-	-	-	-
C110	Manufacture of beverages	61	11,845	-	11,845	-
C131	Spinning, weaving and finishing of textiles	s	-	-	-	-
C142	Custom tailoring and dressmaking	4	5	-	-	-
C151	Tanning and dressing of leather; manufacture of luggage and handbags	s	-	-	-	-
C162	Manufacture of products of wood, cork, straw and plaiting materials	s	-	-	-	-
C181	Printing and service activities related to printing	28	-	-	-	-
C192	Manufacture of refined petroleum products	s	-	-	-	-
C201	Manufacture of basic chemicals	5	-	-	-	-
C202	Manufacture of other chemical products, n.e.c.					
C210	Manufacture of pharmaceuticals, medicinal chemical and botanical products	s	-	-	-	-

*Continued*

TABLE 6 - *Continued*

2009 PSIC Code	Region/ Industry Description	Number of Establishments	Capital Expenditures for Tangible Fixed Assets			
			Total	Land	Buildings, Other Structures and Land Improvements	Transport Equipment
		(1)	(2)	(3)	(4)	(5)
C222	Manufacture of plastic products	s	-	-	-	-
C239	Manufacture of non-metallic mineral products, n.e.c.	24	900	-	900	-
C242	Manufacture of basic precious and other non-ferrous metals	s	-	-	-	-
C259	Manufacture of other fabricated metal products; metal working service activities	6	-	-	-	-
C282	Manufacture of special purpose machinery	s	-	-	-	-
C310	Manufacture of furniture	4	-	-	-	-
C331	Repair of fabricated metal products, machinery and equipment	5	-	-	-	-
	V - Bicol Region	760	4,643,269	422,304	242,520	297,989
C101	Processing and preserving of meat	15	-	-	-	-
C102	Processing and preserving of fish, crustaceans and mollusks	24	-	-	-	-
C103	Processing and preserving of fruits and vegetables	7	-	-	-	-
C104	Manufacture of vegetable and animal oils and fats	7	60,766	-	21,908	-
C105	Manufacture of dairy products	4	-	-	-	-
C106	Manufacture of grain mill products, starches and starch products	127	121,275	-	27,563	66,150
C107	Manufacture of other food products	261	-	-	-	-
C108	Manufacture of prepared animal feeds	5	-	-	-	-
C110	Manufacture of beverages	84	695,926	-	74,351	25,838
C120	Manufacture of tobacco products	s	-	-	-	-
C131	Spinning, weaving and finishing of textiles	4	-	-	-	-
C139	Manufacture of other textiles	10	2,750	-	-	-
C141	Manufacture of wearing apparel, except fur apparel	34	-	-	-	-
C142	Custom tailoring and dressmaking					
C152	Manufacture of footwear	s	-	-	-	-
C162	Manufacture of products of wood, cork, straw and plaiting materials	19	300	-	300	-
C170	Manufacture of paper and paper products	s	s	s	s	s
C181	Printing and service activities related to printing	63	76,744	-	-	-
C192	Manufacture of refined petroleum products	s	-	-	-	-
C201	Manufacture of basic chemicals	3	-	-	-	-
C210	Manufacture of pharmaceuticals, medicinal chemical and botanical products	s	-	-	-	-
C231	Manufacture of glass and glass products	19	1,480,193	422,304	49,000	73,304
C239	Manufacture of non-metallic mineral products, n.e.c.					
C241	Manufacture of basic iron and steel	5	2,182,328	-	56,873	132,698
C242	Manufacture of basic precious and other non-ferrous metals					

*Continued*



TABLE 6 - *Continued*

2009 PSIC Code	Region/ Industry Description	Number of Establishments	Capital Expenditures for Tangible Fixed Assets			
			Total	Land	Buildings, Other Structures and Land Improvements	Transport Equipment
		(1)	(2)	(3)	(4)	(5)
C251	Manufacture of structural metal products, tanks, reservoirs and steam generators	4	52	-	-	-
C259	Manufacture of other fabricated metal products; metal working service activities	22	170	-	170	-
C282	Manufacture of special purpose machinery	3	-	-	-	-
C293	Manufacture of parts and accessories for motor vehicles	s	-	-	-	-
C310	Manufacture of furniture	14	3,625	-	3,625	-
C329	Other manufacturing, n.e.c.	9	-	-	-	-
C331	Repair of fabricated metal products, machinery and equipment	9	350	-	-	-
	<b>VI - Western Visayas</b>	<b>1,208</b>	<b>3,662,088</b>	<b>140,277</b>	<b>359,357</b>	<b>115,403</b>
C101	Processing and preserving of meat	15	2,306	-	-	-
C102	Processing and preserving of fish, crustaceans and mollusks	20	-	-	-	-
C103	Processing and preserving of fruits and vegetables	3	-	-	-	-
C104	Manufacture of vegetable and animal oils and fats	3	-	-	-	-
C105	Manufacture of dairy products	4	-	-	-	-
C106	Manufacture of grain mill products, starches and starch products	77	74,722	-	16,982	14,261
C107	Manufacture of other food products	594	3,156,324	57,692	220,128	87,676
C108	Manufacture of prepared animal feeds	3	92,721	1,913	32,851	-
C110	Manufacture of beverages	180	160,562	-	45,109	4,679
C131	Spinning, weaving and finishing of textiles	5	-	-	-	-
C139	Manufacture of other textiles	3	-	-	-	-
C141	Manufacture of wearing apparel, except fur apparel	12	-	-	-	-
C142	Custom tailoring and dressmaking	28	-	-	-	-
C161	Sawmilling and planing of wood	11	2,756	-	15	656
C162	Manufacture of products of wood, cork, straw and plaiting materials					
C170	Manufacture of paper and paper products	s	-	-	-	-
C181	Printing and service activities related to printing	79	-	-	-	-
C199	Manufacture of other fuel products	s	-	-	-	-
C201	Manufacture of basic chemicals	10	80,356	-	38,002	4,857
C202	Manufacture of other chemical products, n.e.c.	3	-	-	-	-
C210	Manufacture of pharmaceuticals, medicinal chemical and botanical products	4	-	-	-	-
C222	Manufacture of plastic products	8	3,610	-	-	2,218
C231	Manufacture of glass and glass products	49	-	-	-	-
C239	Manufacture of non-metallic mineral products, n.e.c.					
C241	Manufacture of basic iron and steel					
C243	Casting of metals	8	27	-	-	-

*Continued*

TABLE 6 - *Continued*

2009 PSIC Code	Region/ Industry Description	Number of Establishments	Capital Expenditures for Tangible Fixed Assets			
			Total	Land	Buildings, Other Structures and Land Improvements	Transport Equipment
		(1)	(2)	(3)	(4)	(5)
C251	Manufacture of structural metal products, tanks, reservoirs and steam generators	4	-	-	-	-
C259	Manufacture of other fabricated metal products; metal working service activities	12	-	-	-	-
C273	Manufacture of wiring and wiring devices	s	-	-	-	-
C275	Manufacture of domestic appliances	s	-	-	-	-
C282	Manufacture of special purpose machinery	4	-	-	-	-
C310	Manufacture of furniture	44	88,705	80,672	6,270	1,056
C329	Other manufacturing, n.e.c.	5	-	-	-	-
C331	Repair of fabricated metal products, machinery and equipment	19	-	-	-	-
	VII - Central Visayas	2,853	9,293,260	178,941	3,205,552	332,570
C101	Processing and preserving of meat	28	138,091	20,306	81,294	8,209
C102	Processing and preserving of fish, crustaceans and mollusks	36	4,822	-	403	245
C103	Processing and preserving of fruits and vegetables	15	-	-	-	-
C104	Manufacture of vegetable and animal oils and fats	11	169,750	-	49,735	2,378
C105	Manufacture of dairy products	7	17,378	-	1,031	-
C106	Manufacture of grain mill products, starches and starch products	40	44,526	-	11,867	-
C107	Manufacture of other food products	1,297	151,789	-	2,818	-
C108	Manufacture of prepared animal feeds	10	133,390	89,223	5,438	1,893
C110	Manufacture of beverages	367	239,002	-	92,975	-
C131	Spinning, weaving and finishing of textiles	3	-	-	-	-
C139	Manufacture of other textiles	18	8,338	-	-	1,350
C141	Manufacture of wearing apparel, except fur apparel	43	252,756	-	139,663	5,355
C142	Custom tailoring and dressmaking	24	-	-	-	-
C151	Tanning and dressing of leather; manufacture of luggage and handbags	s	-	-	-	-
C152	Manufacture of footwear	14	2,205	-	379	-
C161	Sawmilling and planing of wood	29	24,872	-	4,850	17,164
C162	Manufacture of products of wood, cork, straw and plaiting materials					
C170	Manufacture of paper and paper products					
C181	Printing and service activities related to printing	222	-	-	-	-
C199	Manufacture of other fuel products	s	-	-	-	-
C201	Manufacture of basic chemicals	19	9,121	-	-	6,750
C202	Manufacture of other chemical products, n.e.c.	36	72,632	9,193	4,719	6,896
C203	Manufacture of man-made fibers					
C210	Manufacture of pharmaceuticals, medicinal chemical and botanical products					
		8	6,513	-	-	3,879

*Continued*

TABLE 6 - *Continued*

2009 PSIC Code	Region/ Industry Description	Number of Establishments	Capital Expenditures for Tangible Fixed Assets			
			Total	Land	Buildings, Other Structures and Land Improvements	Transport Equipment
		(1)	(2)	(3)	(4)	(5)
C221	Manufacture of rubber products	9	169,583	57,752	2,222	-
C222	Manufacture of plastic products	70	657,281	-	18,719	59,008
C231	Manufacture of glass and glass products	9	96,961	-	268	2,272
C239	Manufacture of non-metallic mineral products, n.e.c.	76	991,111	1,523	229,280	5,230
C241	Manufacture of basic iron and steel	27	2,969	-	-	-
C242	Manufacture of basic precious and other non-ferrous metals					
C243	Casting of metals					
C251	Manufacture of structural metal products, tanks, reservoirs and steam generators	6	202,827	-	4,307	5,881
C252	Manufacture of weapons and ammunition	19	1,864	-	-	-
C259	Manufacture of other fabricated metal products; metal working service activities	s	s	s	s	s
C261	Manufacture of electronic components	47	519,578	-	149,679	3,133
C262	Manufacture of computers and peripheral equipment and accessories	13	1,601,372	-	113,686	14,299
C263	Manufacture of communication equipment	4	382,597	-	22,251	-
C265	Manufacture of measuring, testing, navigating and control equipment; watches and clocks					
C267	Manufacture of optical instruments and photographic equipment					
C271	Manufacture of electric motors, generators, transformers and electricity distribution and control apparatus	13	127,494	-	50,800	1,421
C273	Manufacture of wiring and wiring devices	3	35,350	-	-	1,972
C274	Manufacture of electric lighting equipment	s	s	s	s	s
C275	Manufacture of domestic appliances	4	-	-	-	-
C281	Manufacture of general purpose machinery	3	-	-	-	-
C282	Manufacture of special purpose machinery	8	107,292	-	20,338	4,608
C291	Manufacture of motor vehicles	7	49,029	-	16,699	299
C292	Manufacture of bodies (coachwork) for motor vehicles; manufacture of trailers and semi-trailers	8	25,691	-	21,367	1,751
C293	Manufacture of parts and accessories for motor vehicles	10	163,762	-	7,189	-
C301	Building of ships and boats					
C309	Manufacture of transport equipment, n.e.c.					
C310	Manufacture of furniture	s	s	s	s	s
C321	Manufacture of jewelry, bijouterie and related articles	133	95,496	945	16,703	-
C322	Manufacture of musical instruments	37	13,068	-	4,600	1,625
C323	Manufacture of sports goods	s	-	-	-	-
C324	Manufacture of games and toys	s	s	s	s	s
C325	Manufacture of medical and dental instruments and supplies	3	1,100	-	2	-
C329	Other manufacturing, n.e.c.	5	399,104	-	363,872	-
		18	-	-	-	-

*Continued*

TABLE 6 - *Continued*

2009 PSIC Code	Region/ Industry Description	Number of Establishments	Capital Expenditures for Tangible Fixed Assets			
			Total	Land	Buildings, Other Structures and Land Improvements	Transport Equipment
		(1)	(2)	(3)	(4)	(5)
C331	Repair of fabricated metal products, machinery and equipment	54	2,162,425	-	1,724,446	173,357
	<b>VIII - Eastern Visayas</b>	<b>871</b>	<b>170,677</b>	<b>-</b>	<b>11,528</b>	<b>55,924</b>
C101	Processing and preserving of meat	s	-	-	-	-
C102	Processing and preserving of fish, crustaceans and mollusks	3	97	-	-	-
C103	Processing and preserving of fruits and vegetables	s	-	-	-	-
C104	Manufacture of vegetable and animal oils and fats	6	12,051	-	10,470	1,552
C106	Manufacture of grain mill products, starches and starch products	97	-	-	-	-
C107	Manufacture of other food products	529	230	-	-	-
C110	Manufacture of beverages	108	41,658	-	-	14,250
C139	Manufacture of other textiles	s	s	s	s	s
C142	Custom tailoring and dressmaking	3	-	-	-	-
C162	Manufacture of products of wood, cork, straw and plaiting materials	s	-	-	-	-
C170	Manufacture of paper and paper products	3	-	-	-	-
C181	Printing and service activities related to printing	36	-	-	-	-
C192	Manufacture of refined petroleum products	s	s	s	s	s
C201	Manufacture of basic chemicals	7	1,936	-	1,044	-
C202	Manufacture of other chemical products, n.e.c.					
C210	Manufacture of pharmaceuticals, medicinal chemical and botanical products	s	-	-	-	-
C221	Manufacture of rubber products	s	-	-	-	-
C222	Manufacture of plastic products	s	s	s	s	s
C231	Manufacture of glass and glass products	6	-	-	-	-
C239	Manufacture of non-metallic mineral products, n.e.c.	18	-	-	-	-
C242	Manufacture of basic precious and other non-ferrous metals	s	-	-	-	-
C243	Casting of metals	s	s	s	s	s
C251	Manufacture of structural metal products, tanks, reservoirs and steam generators	s	-	-	-	-
C259	Manufacture of other fabricated metal products; metal working service activities	18	1,118	-	-	-
C273	Manufacture of wiring and wiring devices	s	-	-	-	-
C282	Manufacture of special purpose machinery	s	s	s	s	s
C310	Manufacture of furniture	9	-	-	-	-
C329	Other manufacturing, n.e.c.	7	3,478	-	-	3,250
C331	Repair of fabricated metal products, machinery and equipment	6	-	-	-	-

*Continued*

TABLE 6 - *Continued*

2009 PSIC Code	Region/ Industry Description	Number of Establishments	Capital Expenditures for Tangible Fixed Assets			
			Total	Land	Buildings, Other Structures and Land Improvements	Transport Equipment
		(1)	(2)	(3)	(4)	(5)
	<b>IX - Zamboanga Peninsula</b>	<b>522</b>	<b>1,140,351</b>	<b>-</b>	<b>184,618</b>	<b>16,949</b>
C101	Processing and preserving of meat	6	-	-	-	-
C102	Processing and preserving of fish, crustaceans and mollusks	23	628,411	-	184,118	5,797
C103	Processing and preserving of fruits and vegetables	s	-	-	-	-
C104	Manufacture of vegetable and animal oils and fats	4	-	-	-	-
C105	Manufacture of dairy products	s	-	-	-	-
C106	Manufacture of grain mill products, starches and starch products	79	-	-	-	-
C107	Manufacture of other food products	244	-	-	-	-
C108	Manufacture of prepared animal feeds	s	-	-	-	-
C110	Manufacture of beverages	53	1,773	-	-	-
C142	Custom tailoring and dressmaking	10	-	-	-	-
C161	Sawmilling and planing of wood	3	-	-	-	-
C162	Manufacture of products of wood, cork, straw and plaiting materials					
C181	Printing and service activities related to printing	33	-	-	-	-
C202	Manufacture of other chemical products, n.e.c.	s	-	-	-	-
C221	Manufacture of rubber products	5	-	-	-	-
C222	Manufacture of plastic products	3	-	-	-	-
C231	Manufacture of glass and glass products	12	-	-	-	-
C239	Manufacture of non-metallic mineral products, n.e.c.					
C241	Manufacture of basic iron and steel					
C251	Manufacture of structural metal products, tanks, reservoirs and steam generators	s	s	s	s	s
C259	Manufacture of other fabricated metal products; metal working service activities	5	509,253	-	-	10,971
C301	Building of ships and boats	s	-	-	-	-
C310	Manufacture of furniture	13	177	-	-	177
C324	Manufacture of games and toys	7	-	-	-	-
C329	Other manufacturing, n.e.c.					
C331	Repair of fabricated metal products, machinery and equipment					
		14	-	-	-	-
	<b>X - Northern Mindanao</b>	<b>774</b>	<b>11,941,442</b>	<b>392,927</b>	<b>4,028,226</b>	<b>773,826</b>
C101	Processing and preserving of meat	14	92,800	-	69,076	-
C102	Processing and preserving of fish, crustaceans and mollusks	s	s	s	s	s
C103	Processing and preserving of fruits and vegetables	12	22,640	-	8,759	9,327
C104	Manufacture of vegetable and animal oils and fats	10	514,435	-	273,896	10,507
C105	Manufacture of dairy products	6	3,310	-	2,263	618

*Continued*

TABLE 6 - *Continued*

2009 PSIC Code	Region/ Industry Description	Number of Establishments	Capital Expenditures for Tangible Fixed Assets			
			Total	Land	Buildings, Other Structures and Land Improvements	Transport Equipment
		(1)	(2)	(3)	(4)	(5)
C106	Manufacture of grain mill products, starches and starch products	85	559,040	-	33,728	336,288
C107	Manufacture of other food products	311	2,345,434	23,502	218,020	227,116
C108	Manufacture of prepared animal feeds	6	8,880	-	-	3,120
C110	Manufacture of beverages	51	129,935	-	-	13,162
C139	Manufacture of other textiles	s	-	-	-	-
C141	Manufacture of wearing apparel, except fur apparel	4	13,540	625	713	-
C142	Custom tailoring and dressmaking	25	10,048	-	-	1,763
C152	Manufacture of footwear	s	-	-	-	-
C161	Sawmilling and planing of wood	21	30,616	10,016	-	17,200
C162	Manufacture of products of wood, cork, straw and plaiting materials	9	32,972	7,865	15,922	-
C170	Manufacture of paper and paper products	8	39,850	19,425	6,747	4,070
C181	Printing and service activities related to printing	70	102,339	-	14,420	-
C192	Manufacture of refined petroleum products	s	s	s	s	s
C201	Manufacture of basic chemicals	10	4,220,155	209,485	165,028	84,512
C202	Manufacture of other chemical products, n.e.c.	4	26,748	-	5,691	5,736
C210	Manufacture of pharmaceuticals, medicinal chemical and botanical products	s	s	s	s	s
C221	Manufacture of rubber products	s	s	s	s	s
C222	Manufacture of plastic products	5	17,889	100	2,572	4,103
C231	Manufacture of glass and glass products	27	40,033	-	18,000	5,439
C239	Manufacture of non-metallic mineral products, n.e.c.					
C241	Manufacture of basic iron and steel	11	3,200,104	-	3,183,284	-
C243	Casting of metals	s	s	s	s	s
C251	Manufacture of structural metal products, tanks, reservoirs and steam generators	5	3,426	1,000	250	1,080
C252	Manufacture of weapons and ammunition	s	-	-	-	-
C259	Manufacture of other fabricated metal products; metal working service activities	11	26,800	8,000	800	6,000
C282	Manufacture of special purpose machinery	4	376,662	13,528	3,542	28,980
C291	Manufacture of motor vehicles	4	9,300	-	150	9,000
C292	Manufacture of bodies (coachwork) for motor vehicles; manufacture of trailers and semi-trailers	s	-	-	-	-
C310	Manufacture of furniture	13	6,926	3,500	1,750	700
C321	Manufacture of jewelry, bijouterie and related articles	3	-	-	-	-
C324	Manufacture of games and toys					
C325	Manufacture of medical and dental instruments and supplies					
C329	Other manufacturing, n.e.c.	4	-	-	-	-
C331	Repair of fabricated metal products, machinery and equipment	28	1,667	-	-	1,667

*Continued*

TABLE 6 - *Continued*

2009 PSIC Code	Region/ Industry Description	Number of Establishments	Capital Expenditures for Tangible Fixed Assets			
			Total	Land	Buildings, Other Structures and Land Improvements	Transport Equipment
	<b>XI - Davao Region</b>	<b>1,173</b>	<b>1,603,394</b>	<b>14,328</b>	<b>873,456</b>	<b>62,368</b>
C101	Processing and preserving of meat	14	405,820	8,753	151,791	312
C102	Processing and preserving of fish, crustaceans and mollusks	3	-	-	-	-
C103	Processing and preserving of fruits and vegetables	15	15,833	-	2,393	-
C104	Manufacture of vegetable and animal oils and fats	19	537,198	-	536,237	158
C105	Manufacture of dairy products	3	892	-	594	-
C106	Manufacture of grain mill products, starches and starch products	70	-	-	-	-
C107	Manufacture of other food products	551	108,220	-	4,446	15,518
C108	Manufacture of prepared animal feeds	11	-	-	-	-
C110	Manufacture of beverages	64	-	-	-	-
C120	Manufacture of tobacco products	s	-	-	-	-
C131	Spinning, weaving and finishing of textiles	4	-	-	-	-
C139	Manufacture of other textiles	9	-	-	-	-
C141	Manufacture of wearing apparel, except fur apparel	4	-	-	-	-
C142	Custom tailoring and dressmaking	53	-	-	-	-
C152	Manufacture of footwear	4	-	-	-	-
C161	Sawmilling and planing of wood	22	13,999	-	-	13,933
C162	Manufacture of products of wood, cork, straw and plaiting materials					
C170	Manufacture of paper and paper products					
C181	Printing and service activities related to printing	78	58,086	-	-	-
C192	Manufacture of refined petroleum products	s	6,346	5,575	119	265
C201	Manufacture of basic chemicals	s	-	-	-	-
C202	Manufacture of other chemical products, n.e.c.	11	32,497	-	8,917	8,528
C210	Manufacture of pharmaceuticals, medicinal chemical and botanical products	17	57,592	-	4,495	1,152
C221	Manufacture of rubber products	4	-	-	-	-
C222	Manufacture of plastic products	4	-	-	-	-
C231	Manufacture of glass and glass products	28	20,008	-	3,588	-
C239	Manufacture of glass and glass products	4	2,502	-	2,502	-
C239	Manufacture of non-metallic mineral products, n.e.c.	20	137,216	-	46,524	-
C241	Manufacture of basic iron and steel	17	36,638	-	8,557	11,417
C242	Manufacture of basic precious and other non-ferrous metals	4	22,699	-	-	2,416
C243	Casting of metals	s	-	-	-	-
C251	Manufacture of structural metal products, tanks, reservoirs and steam generators	12	143,067	-	103,292	8,669
C252	Manufacture of weapons and ammunition	s	s	s	s	s
C259	Manufacture of other fabricated metal products; metal working service activities	23	1,024	-	-	-

*Continued*

TABLE 6 - *Continued*

2009 PSIC Code	Region/ Industry Description	Number of Establishments	Capital Expenditures for Tangible Fixed Assets			
			Total	Land	Buildings, Other Structures and Land Improvements	Transport Equipment
		(1)	(2)	(3)	(4)	(5)
C265	Manufacture of measuring, testing, navigating and control equipment; watches and clocks	s	s	s	s	s
C275	Manufacture of domestic appliances	s	-	-	-	-
C279	Manufacture of other electrical equipment	s	-	-	-	-
C281	Manufacture of general purpose machinery	3	-	-	-	-
C282	Manufacture of special purpose machinery	6	-	-	-	-
C291	Manufacture of motor vehicles	s	-	-	-	-
C293	Manufacture of parts and accessories for motor vehicles	s	-	-	-	-
C301	Building of ships and boats	}	3	-	-	-
C309	Manufacture of transport equipment, n.e.c.					
C310	Manufacture of furniture	27	-	-	-	-
C321	Manufacture of jewelry, bijouterie and related articles	s	-	-	-	-
C329	Other manufacturing, n.e.c.	6	180	-	-	-
C331	Repair of fabricated metal products, machinery and equipment	37	-	-	-	-
	<b>XII - SOCCSKSARGEN</b>	<b>629</b>	<b>3,064,283</b>	<b>123,145</b>	<b>611,270</b>	<b>216,925</b>
C101	Processing and preserving of meat	9	95,637	-	9,576	10,552
C102	Processing and preserving of fish, crustaceans and mollusks	24	318,713	123,083	8,309	8,265
C103	Processing and preserving of fruits and vegetables	3	-	-	-	-
C104	Manufacture of vegetable and animal oils and fats	5	356,573	-	40,950	36,908
C105	Manufacture of dairy products	s	-	-	-	-
C106	Manufacture of grain mill products, starches and starch products	110	362,432	-	228,011	119,310
C107	Manufacture of other food products	203	31,830	-	4,337	-
C108	Manufacture of prepared animal feeds	5	47,048	30	41,814	-
C110	Manufacture of beverages	37	-	-	-	-
C131	Spinning, weaving and finishing of textiles	}	3	-	-	-
C139	Manufacture of other textiles					
C141	Manufacture of wearing apparel, except fur apparel	4	-	-	-	-
C142	Custom tailoring and dressmaking	8	-	-	-	-
C152	Manufacture of footwear	s	-	-	-	-
C161	Sawmilling and planing of wood	3	76	31	16	-
C162	Manufacture of products of wood, cork, straw and plaiting materials	5	-	-	-	-
C170	Manufacture of paper and paper products	s	s	s	s	s
C181	Printing and service activities related to printing	70	10,643	-	-	-
C192	Manufacture of refined petroleum products	s	s	s	s	s
C201	Manufacture of basic chemicals	4	49	-	49	-
C202	Manufacture of other chemical products, n.e.c.	5	-	-	-	-

*Continued*



TABLE 6 - *Continued*

2009 PSIC Code	Region/ Industry Description	Number of Establishments	Capital Expenditures for Tangible Fixed Assets			
			Total	Land	Buildings, Other Structures and Land Improvements	Transport Equipment
		(1)	(2)	(3)	(4)	(5)
C210	Manufacture of pharmaceuticals, medicinal chemical and botanical products	s	-	-	-	-
C221	Manufacture of rubber products	5	4,000	-	3,000	1,000
C222	Manufacture of plastic products	s	-	-	-	-
C231	Manufacture of glass and glass products	20	52,972	-	-	-
C239	Manufacture of non-metallic mineral products, n.e.c.					
C241	Manufacture of basic iron and steel	4	-	-	-	-
C243	Casting of metals	s	-	-	-	-
C251	Manufacture of structural metal products, tanks, reservoirs and steam generators	4	-	-	-	-
C259	Manufacture of other fabricated metal products; metal working service activities	38	1,406,283	-	-	25,390
C282	Manufacture of special purpose machinery	4	-	-	-	-
C301	Building of ships and boats	3	3,898	-	3,796	-
C309	Manufacture of transport equipment, n.e.c.					
C310	Manufacture of furniture	11	-	-	-	-
C323	Manufacture of sports goods	s	s	s	s	s
C331	Repair of fabricated metal products, machinery and equipment	31	356,190	-	271,413	7,440
	<b>XIII - Caraga</b>	<b>440</b>	<b>3,989,574</b>	<b>-</b>	<b>58,922</b>	<b>12,063</b>
C101	Processing and preserving of meat	4	-	-	-	-
C102	Processing and preserving of fish, crustaceans and mollusks	s	-	-	-	-
C103	Processing and preserving of fruits and vegetables	s	-	-	-	-
C104	Manufacture of vegetable and animal oils and fats	5	33,684	-	9,476	2,518
C106	Manufacture of grain mill products, starches and starch products	49	-	-	-	-
C107	Manufacture of other food products	185	5,906	-	-	65
C108	Manufacture of prepared animal feeds	s	-	-	-	-
C110	Manufacture of beverages	71	-	-	-	-
C139	Manufacture of other textiles	s	-	-	-	-
C142	Custom tailoring and dressmaking	9	-	-	-	-
C152	Manufacture of footwear	s	-	-	-	-
C161	Sawmilling and planing of wood	5	-	-	-	-
C162	Manufacture of products of wood, cork, straw and plaiting materials	10	85,435	-	-	-
C181	Printing and service activities related to printing	33	-	-	-	-
C199	Manufacture of other fuel products	s	-	-	-	-
C201	Manufacture of basic chemicals	5	-	-	-	-
C202	Manufacture of other chemical products, n.e.c.					
C221	Manufacture of rubber products	s	-	-	-	-

*Continued*

TABLE 6 - *Continued*

2009 PSIC Code	Region/ Industry Description	Number of Establishments	Capital Expenditures for Tangible Fixed Assets			
			Total	Land	Buildings, Other Structures and Land Improvements	Transport Equipment
		(1)	(2)	(3)	(4)	(5)
C231	Manufacture of glass and glass products }	14	9,629	-	850	-
C239	Manufacture of non-metallic mineral products, n.e.c. }					
C241	Manufacture of basic iron and steel }					
C242	Manufacture of basic precious and other non-ferrous metals }	3	3,826,656	-	48,596	-
C251	Manufacture of structural metal products, tanks, reservoirs and steam generators }					
C259	Manufacture of other fabricated metal products; metal working service activities }					
C282	Manufacture of special purpose machinery	s	-	-	-	-
C301	Building of ships and boats	s	-	-	-	-
C309	Manufacture of transport equipment, n.e.c.	s	-	-	-	-
C310	Manufacture of furniture	10	-	-	-	-
C321	Manufacture of jewelry, bijouterie and related articles	4	-	-	-	-
C324	Manufacture of games and toys }	3	-	-	-	-
C329	Other manufacturing, n.e.c. }					
C331	Repair of fabricated metal products, machinery and equipment	10	28,264	-	-	9,480
	<b>Autonomous Region in Muslim Mindanao</b>	<b>57</b>	<b>32,688</b>	<b>3,600</b>	<b>1,149</b>	<b>16,706</b>
C101	Processing and preserving of meat	s	-	-	-	-
C104	Manufacture of vegetable and animal oils and fats	s	s	s	s	s
C106	Manufacture of grain mill products, starches and starch products	21	20,037	1,100	240	16,444
C107	Manufacture of other food products	18	1,458	-	-	-
C108	Manufacture of prepared animal feeds	s	-	-	-	-
C110	Manufacture of beverages	7	656	-	394	263
C142	Custom tailoring and dressmaking	s	s	s	s	s
C221	Manufacture of rubber products	s	s	s	s	s
C239	Manufacture of non-metallic mineral products, n.e.c.	s	s	s	s	s
C301	Building of ships and boats	s	-	-	-	-
C310	Manufacture of furniture	s	-	-	-	-

*Continued*

TABLE 6 - *Continued*

2009 PSIC Code	Region/ Industry Description	Capital Expenditures for Tangible Fixed Assets					
		ICT Machinery and Equipment	Specialized Industrial Machinery	General Industrial Machinery and Equipment	Other Machinery and Equipment	Valuables	Other Tangible Fixed Assets
		(6)	(7)	(8)	(9)	(10)	(11)
	<b>Philippines</b>	<b>4,352,668</b>	<b>67,701,158</b>	<b>43,009,572</b>	<b>5,449,719</b>	<b>18,688</b>	<b>15,919,234</b>
C101	Processing and preserving of meat	230,370	115,119	232,624	15,689	-	17,101
C102	Processing and preserving of fish, crustaceans and mollusks	54,398	422,554	251,837	19,833	-	13,603
C103	Processing and preserving of fruits and vegetables	3,456	87,278	48,532	526	-	4,257
C104	Manufacture of vegetable and animal oils and fats	5,916	490,920	271,879	9,729	-	4,543
C105	Manufacture of dairy products	137,074	1,659,413	60,421	-	-	13,485
C106	Manufacture of grain mill products, starches and starch products	173,947	327,011	120,948	26,352	5,513	122,840
C107	Manufacture of other food products	246,321	5,453,805	1,539,345	63,707	-	146,042
C108	Manufacture of prepared animal feeds	218,887	837,014	136,776	1,498	-	89,976
C110	Manufacture of beverages	18,083	296,150	4,115,847	1,195,467	-	748,701
C120	Manufacture of tobacco products	-	7,168	402	47	-	1,029
C131	Spinning, weaving and finishing of textiles	2,424	135,023	10,776	-	-	1,118
C139	Manufacture of other textiles	8,102	116,045	281,573	2,592	-	27,601
C141	Manufacture of wearing apparel, except fur apparel	59,951	232,594	688,224	35,081	-	38,859
C142	Custom tailoring and dressmaking	150	7,667	5	-	-	598
C143	Manufacture of knitted and crocheted apparel	1,272	2,399	1,243	50	-	1,883
C151	Tanning and dressing of leather; manufacture of luggage and handbags	1,284	24,993	-	-	-	1,745
C152	Manufacture of footwear	7,946	44,515	92,524	2,772	-	29,611
C161	Sawmilling and planing of wood	7	6,414	3,498	-	-	15
C162	Manufacture of products of wood, cork, straw and plaiting materials	6,378	648,390	110,860	1,318	-	17,993
C170	Manufacture of paper and paper products	15,174	2,404,330	2,470,721	1,512	-	154,979
C181	Printing and service activities related to printing	46,337	187,476	377,253	80,383	13,175	23,440
C182	Reproduction of recorded media	170	-	-	90	-	30
C192	Manufacture of refined petroleum products	698	21,511	4,248	7	-	926
C199	Manufacture of other fuel products	-	-	-	-	-	-
C201	Manufacture of basic chemicals	67,238	12,181,348	761,422	5,182	-	2,285,768
C202	Manufacture of other chemical products, n.e.c.	67,030	443,004	805,959	84,658	-	214,646
C203	Manufacture of man-made fibers	-	16,845	-	-	-	-
C210	Manufacture of pharmaceuticals, medicinal chemical and botanical products	154	39,905	3,945	372	-	3,851
C221	Manufacture of rubber products	39,812	160,230	3,614,157	60	-	372,629
C222	Manufacture of plastic products	586,849	2,736,318	1,983,093	1,520	-	131,248
C231	Manufacture of glass and glass products	1,399	37,280	98,026	212	-	1,162
C239	Manufacture of non-metallic mineral products, n.e.c.	13,084	9,821,003	265,333	611,446	-	4,071,785
C241	Manufacture of basic iron and steel	17,407	516,428	2,805,273	941	-	44,488
C242	Manufacture of basic precious and other non-ferrous metals	6,097	1,900,834	182,536	4,083	-	3,758,190

*Continued*

TABLE 6 - *Continued*

2009 PSIC Code	Region/ Industry Description	Capital Expenditures for Tangible Fixed Assets					
		ICT Machinery and Equipment	Specialized Industrial Machinery	General Industrial Machinery and Equipment	Other Machinery and Equipment	Valuables	Other Tangible Fixed Assets
		(6)	(7)	(8)	(9)	(10)	(11)
C243	Casting of metals	5,073	265,033	58,096	2,901	-	10,340
C251	Manufacture of structural metal products, tanks, reservoirs and steam generators	499,619	76,224	5,792,580	73	-	222,033
C252	Manufacture of weapons and ammunition	242	3,491	161	-	-	-
C259	Manufacture of other fabricated metal products; metal working service activities	374,260	1,088,740	2,315,766	572,563	-	338,639
C261	Manufacture of electronic components	763,372	19,025,350	3,760,903	1,524,079	-	1,454,783
C262	Manufacture of computers and peripheral equipment and accessories	2,613	228,073	86,162	-	-	11,957
C263	Manufacture of communication equipment	39,878	257,016	125,300	2,888	-	536
C264	Manufacture of consumer electronics	12,799	50,175	345,248	1,725	-	2,114
C265	Manufacture of measuring, testing, navigating and control equipment; watches and clocks	23,392	41,676	13,093	222	-	2,084
C267	Manufacture of optical instruments and photographic equipment	23,018	258,975	110,824	1,519	-	152,207
C271	Manufacture of electric motors, generators, transformers and electricity distribution and control apparatus	7,436	90,207	1,394,484	14,668	-	146,085
C272	Manufacture of batteries and accumulators	14,252	1,161,282	661,813	-	-	205
C273	Manufacture of wiring and wiring devices	1,424	104,505	68,102	143	-	1,096
C274	Manufacture of electric lighting equipment	3,993	26,445	7,363	288,083	-	72,942
C275	Manufacture of domestic appliances	6,000	8,000	1,051	74	-	413
C279	Manufacture of other electrical equipment	26,773	35,710	44,902	-	-	10,264
C281	Manufacture of general purpose machinery	4,406	148,736	595,257	-	-	47,022
C282	Manufacture of special purpose machinery	44,919	218,946	303,278	-	-	21,379
C291	Manufacture of motor vehicles	58,069	-	796,182	43,547	-	708,522
C292	Manufacture of bodies (coachwork) for motor vehicles; manufacture of trailers and semi-trailers	248	205,059	848	2,491	-	4,720
C293	Manufacture of parts and accessories for motor vehicles	104,911	1,389,650	1,664,381	327,665	-	170,598
C301	Building of ships and boats	9,836	40,489	33,975	262	-	3,686
C303	Manufacture of air and spacecraft and related machinery	49,704	283,636	39	69	-	7,033
C309	Manufacture of transport equipment, n.e.c.	41,383	173,781	58,425	2,748	-	25,973
C310	Manufacture of furniture	128,414	39,546	2,499,744	241,011	-	30,977
C321	Manufacture of jewelry, bijouterie and related articles	2,777	1,866	467	920	-	1,736
C322	Manufacture of musical instruments	-	-	70	27	-	205
C323	Manufacture of sports goods	1,762	86,544	19,292	-	-	4,110
C324	Manufacture of games and toys	279	3,489	3,990	-	-	121
C325	Manufacture of medical and dental instruments and supplies	22,421	239,569	808,603	24,235	-	29,734
C329	Other manufacturing, n.e.c.	19,568	238,171	11,453	80	-	1,830
C331	Repair of fabricated metal products, machinery and equipment	20,791	527,760	88,440	232,596	-	91,753
C332	Installation of industrial machinery and equipment	1,621	2,027	-	-	-	-

*Continued*

TABLE 6 - *Continued*

2009 PSIC Code	Region/ Industry Description	Capital Expenditures for Tangible Fixed Assets					
		ICT Machinery and Equipment	Specialized Industrial Machinery	General Industrial Machinery and Equipment	Other Machinery and Equipment	Valuables	Other Tangible Fixed Assets
		(6)	(7)	(8)	(9)	(10)	(11)
	<b>National Capital Region</b>	<b>1,585,417</b>	<b>8,533,901</b>	<b>13,633,925</b>	<b>995,844</b>	<b>-</b>	<b>1,339,888</b>
C101	Processing and preserving of meat	-	2,993	2,277	-	-	64
C102	Processing and preserving of fish, crustaceans and mollusks	1,698	-	101,496	13,651	-	683
C103	Processing and preserving of fruits and vegetables	-	-	7,422	-	-	-
C104	Manufacture of vegetable and animal oils and fats	35	-	2,663	-	-	-
C105	Manufacture of dairy products	136,645	616,337	38,434	-	-	7,667
C106	Manufacture of grain mill products, starches and starch products	15,068	129,639	5,345	21,650	-	79,792
C107	Manufacture of other food products	101,806	400,958	550,031	35,660	-	54,830
C108	Manufacture of prepared animal feeds	185	-	112,877	-	-	10,192
C110	Manufacture of beverages	-	4,131	3,263,102	691,773	-	424,443
C120	Manufacture of tobacco products	-	7,168	-	-	-	820
C131	Spinning, weaving and finishing of textiles	-	-	902	-	-	-
C139	Manufacture of other textiles	675	77,410	123,914	2,592	-	2,434
C141	Manufacture of wearing apparel, except fur apparel	7,943	30,100	2,736	-	-	5,893
C142	Custom tailoring and dressmaking	-	-	-	-	-	-
C143	Manufacture of knitted and crocheted apparel	63	2,399	-	50	-	1,548
C151	Tanning and dressing of leather; manufacture of luggage and handbags	1,284	-	-	-	-	679
C152	Manufacture of footwear	-	-	4,681	-	-	-
C161	Sawmilling and planing of wood	-	3,000	-	-	-	-
C162	Manufacture of products of wood, cork, straw and plaiting materials	1,176	1,100	-	-	-	126
C170	Manufacture of paper and paper products	1,839	2,160,760	1,428,892	-	-	122,380
C181	Printing and service activities related to printing	2,610	134,369	302,543	2,027	-	21,440
C182	Reproduction of recorded media	-	-	-	-	-	-
C192	Manufacture of refined petroleum products	502	-	4,248	7	-	285
C199	Manufacture of other fuel products						
C201	Manufacture of basic chemicals	-	-	-	-	-	-
C202	Manufacture of other chemical products, n.e.c.	35,275	73,684	444,975	33,672	-	97,743
C203	Manufacture of man-made fibers						
C210	Manufacture of pharmaceuticals, medicinal chemical and botanical products	-	-	3,472	-	-	-
C221	Manufacture of rubber products	-	43,267	975	-	-	425
C222	Manufacture of plastic products	520,189	1,486,845	999,339	-	-	95,416
C231	Manufacture of glass and glass products	-	-	-	-	-	-
C239	Manufacture of non-metallic mineral products, n.e.c.	19	1,623,307	4,500	-	-	97
C241	Manufacture of basic iron and steel	8,057	103,331	2,777,175	821	-	21,555
C242	Manufacture of basic precious and other non-ferrous metals	3,166	4,286	17,473	4,083	-	2
C243	Casting of metals	-	313	-	-	-	-

*Continued*

TABLE 6 - *Continued*

2009 PSIC Code	Region/ Industry Description	Capital Expenditures for Tangible Fixed Assets					
		ICT Machinery and Equipment	Specialized Industrial Machinery	General Industrial Machinery and Equipment	Other Machinery and Equipment	Valuables	Other Tangible Fixed Assets
		(6)	(7)	(8)	(9)	(10)	(11)
C251	Manufacture of structural metal products, tanks, reservoirs and steam generators	492,987	4,305	648,864	-	-	148,273
C252	Manufacture of weapons and ammunition	-	-	-	-	-	-
C259	Manufacture of other fabricated metal products; metal working service activities	7,392	340,074	2,415	-	-	136,114
C261	Manufacture of electronic components	58,656	552,770	129,015	-	-	-
C262	Manufacture of computers and peripheral equipment and accessories	-	985	-	-	-	89
C263	Manufacture of communication equipment	-	-	-	-	-	-
C264	Manufacture of consumer electronics	-	-	-	-	-	-
C265	Manufacture of measuring, testing, navigating and control equipment; watches and clocks	-	-	-	-	-	-
C267	Manufacture of optical instruments and photographic equipment	2,132	1,903	122	222	-	-
C271	Manufacture of electric motors, generators, transformers and electricity distribution and control apparatus	793	1,633	-	-	-	-
C272	Manufacture of batteries and accumulators	2,070	661,813	-	-	-	205
C273	Manufacture of wiring and wiring devices	-	-	-	-	-	-
C274	Manufacture of electric lighting equipment	3,843	23,344	796	-	-	20,115
C275	Manufacture of domestic appliances	6,000	8,000	-	-	-	-
C279	Manufacture of other electrical equipment	s	s	s	s	s	s
C281	Manufacture of general purpose machinery	1,704	-	111,213	-	-	10,503
C282	Manufacture of special purpose machinery	3,177	793	-	-	-	195
C291	Manufacture of motor vehicles	-	-	-	-	-	-
C292	Manufacture of bodies (coachwork) for motor vehicles; manufacture of trailers and semi-trailers	248	-	473	-	-	91
C293	Manufacture of parts and accessories for motor vehicles	-	-	-	-	-	-
C301	Building of ships and boats	-	-	-	-	-	-
C303	Manufacture of air and spacecraft and related machinery	-	-	-	-	-	-
C309	Manufacture of transport equipment, n.e.c.	9,122	27,367	6,842	2,281	-	19,775
C310	Manufacture of furniture	117,953	-	2,468,775	187,356	-	-
C321	Manufacture of jewelry, bijouterie and related articles	-	-	-	-	-	-
C322	Manufacture of musical instruments	-	-	-	-	-	-
C323	Manufacture of sports goods	-	-	-	-	-	-
C324	Manufacture of games and toys	-	3,489	1,109	-	-	-
C325	Manufacture of medical and dental instruments and supplies	-	-	-	-	-	-
C329	Other manufacturing, n.e.c.	12,726	-	8,338	-	-	1,830
C331	Repair of fabricated metal products, machinery and equipment	17,748	-	56,493	-	-	54,059
C332	Installation of industrial machinery and equipment	s	s	s	s	s	s

*Continued*

TABLE 6 - *Continued*

2009 PSIC Code	Region/ Industry Description	Capital Expenditures for Tangible Fixed Assets					
		ICT Machinery and Equipment	Specialized Industrial Machinery	General Industrial Machinery and Equipment	Other Machinery and Equipment	Valuables	Other Tangible Fixed Assets
		(6)	(7)	(8)	(9)	(10)	(11)
	<b>Cordillera Administrative Region</b>	<b>52,385</b>	<b>2,225,269</b>	<b>3,253</b>	<b>1,803</b>	<b>13,175</b>	<b>10,717</b>
C101	Processing and preserving of meat	-	-	-	-	-	-
C103	Processing and preserving of fruits and vegetables	-	-	-	-	-	-
C105	Manufacture of dairy products	-	-	-	-	-	-
C106	Manufacture of grain mill products, starches and starch products	-	375	-	-	-	-
C107	Manufacture of other food products	-	11,986	821	-	-	2,834
C110	Manufacture of beverages	-	164	-	-	-	41
C131	Spinning, weaving and finishing of textiles	}	-	1,325	-	-	-
C139	Manufacture of other textiles						
C141	Manufacture of wearing apparel, except fur apparel	-	-	-	-	-	-
C142	Custom tailoring and dressmaking	-	-	-	-	-	-
C162	Manufacture of products of wood, cork, straw and plaiting materials	-	-	-	-	-	-
C170	Manufacture of paper and paper products	-	-	-	-	-	-
C181	Printing and service activities related to printing	2,652	930	853	761	13,175	422
C201	Manufacture of basic chemicals	-	-	-	-	-	-
C202	Manufacture of other chemical products, n.e.c.	-	-	-	-	-	-
C221	Manufacture of rubber products	}	19,734	-	-	-	-
C222	Manufacture of plastic products						
C231	Manufacture of glass and glass products	-	-	-	-	-	-
C239	Manufacture of non-metallic mineral products, n.e.c.	-	-	-	-	-	-
C241	Manufacture of basic iron and steel	-	-	-	-	-	-
C242	Manufacture of basic precious and other non-ferrous metals	-	-	-	-	-	-
C251	Manufacture of structural metal products, tanks, reservoirs and steam generators	-	-	-	-	-	-
C259	Manufacture of other fabricated metal products; metal working service activities	135	293	254	1,042	-	387
C261	Manufacture of electronic components	-	1,908,152	-	-	-	-
C281	Manufacture of general purpose machinery	}	-	-	-	-	-
C282	Manufacture of special purpose machinery						
C303	Manufacture of air and spacecraft and related machinery	s	s	s	s	s	s
C310	Manufacture of furniture	-	-	-	-	-	-
C321	Manufacture of jewelry, bijouterie and related articles	-	-	-	-	-	-
C331	Repair of fabricated metal products, machinery and equipment	-	-	-	-	-	-
	<b>I - Ilocos Region</b>	<b>32</b>	<b>1,254</b>	<b>25,731</b>	<b>105</b>	<b>-</b>	<b>192,170</b>
C101	Processing and preserving of meat	-	-	10,167	-	-	-
C102	Processing and preserving of fish, crustaceans and mollusks	-	-	-	-	-	-

*Continued*

TABLE 6 - *Continued*

2009 PSIC Code	Region/ Industry Description	Capital Expenditures for Tangible Fixed Assets					
		ICT Machinery and Equipment	Specialized Industrial Machinery	General Industrial Machinery and Equipment	Other Machinery and Equipment	Valuables	Other Tangible Fixed Assets
		(6)	(7)	(8)	(9)	(10)	(11)
C103	Processing and preserving of fruits and vegetables	s	s	s	s	s	s
C105	Manufacture of dairy products	-	-	-	-	-	-
C106	Manufacture of grain mill products, starches and starch products	-	-	-	-	-	-
C107	Manufacture of other food products	-	-	-	-	-	-
C108	Manufacture of prepared animal feeds	-	-	6	-	-	402
C110	Manufacture of beverages	32	-	15,441	-	-	191,740
C120	Manufacture of tobacco products	-	-	-	47	-	-
C131	Spinning, weaving and finishing of textiles	-	-	-	-	-	-
C141	Manufacture of wearing apparel, except fur apparel	-	-	-	-	-	-
C142	Custom tailoring and dressmaking	-	-	-	-	-	-
C162	Manufacture of products of wood, cork, straw and plaiting materials	-	-	-	-	-	-
C170	Manufacture of paper and paper products	-	-	-	-	-	-
C181	Printing and service activities related to printing	-	-	-	-	-	-
C201	Manufacture of basic chemicals	-	-	-	-	-	-
C202	Manufacture of other chemical products, n.e.c.	-	-	-	-	-	-
C210	Manufacture of pharmaceuticals, medicinal chemical and botanical products	-	-	-	-	-	-
C221	Manufacture of rubber products	-	-	-	-	-	-
C222	Manufacture of plastic products	-	-	-	-	-	-
C239	Manufacture of non-metallic mineral products, n.e.c.	-	-	-	-	-	-
C241	Manufacture of basic iron and steel	-	-	-	-	-	-
C251	Manufacture of structural metal products, tanks, reservoirs and steam generators	-	-	-	-	-	-
C259	Manufacture of other fabricated metal products; metal working service activities	-	-	-	-	-	-
C282	Manufacture of special purpose machinery	-	-	-	-	-	-
C292	Manufacture of bodies (coachwork) for motor vehicles; manufacture of trailers and semi-trailers	-	-	67	-	-	12
C293	Manufacture of parts and accessories for motor vehicles	-	-	-	-	-	-
C309	Manufacture of transport equipment, n.e.c.	-	-	-	-	-	-
C310	Manufacture of furniture	-	-	-	-	-	-
C321	Manufacture of jewelry, bijouterie and related articles	-	-	-	-	-	-
C324	Manufacture of games and toys	-	-	7	-	-	-
C329	Other manufacturing, n.e.c.	-	-	-	-	-	-
C331	Repair of fabricated metal products, machinery and equipment	-	-	-	-	-	-
	<b>II - Cagayan Valley</b>	<b>12,820</b>	<b>35,744</b>	<b>-</b>	<b>7,290</b>	<b>-</b>	<b>1,082</b>
C101	Processing and preserving of meat	-	-	-	-	-	-

*Continued*



TABLE 6 - *Continued*

2009 PSIC Code	Region/ Industry Description	Capital Expenditures for Tangible Fixed Assets					
		ICT Machinery and Equipment	Specialized Industrial Machinery	General Industrial Machinery and Equipment	Other Machinery and Equipment	Valuables	Other Tangible Fixed Assets
		(6)	(7)	(8)	(9)	(10)	(11)
C102	Processing and preserving of fish, crustaceans and mollusks	-	-	-	-	-	-
C103	Processing and preserving of fruits and vegetables	-	-	-	-	-	-
C105	Manufacture of dairy products	-	-	-	-	-	-
C106	Manufacture of grain mill products, starches and starch products	-	21,056	-	-	-	210
C107	Manufacture of other food products	-	-	-	-	-	-
C108	Manufacture of prepared animal feeds	-	-	-	-	-	-
C110	Manufacture of beverages	-	-	-	-	-	-
C120	Manufacture of tobacco products	-	-	-	-	-	-
C131	Spinning, weaving and finishing of textiles	-	-	-	-	-	-
C139	Manufacture of other textiles	-	-	-	-	-	-
C142	Custom tailoring and dressmaking	-	-	-	-	-	-
C162	Manufacture of products of wood, cork, straw and plaiting materials	-	-	-	-	-	-
C181	Printing and service activities related to printing	10,800	14,400	-	7,200	-	-
C182	Reproduction of recorded media	\$	\$	\$	\$	\$	\$
C192	Manufacture of refined petroleum products	-	-	-	-	-	-
C199	Manufacture of other fuel products	-	-	-	-	-	-
C201	Manufacture of basic chemicals	-	-	-	-	-	-
C231	Manufacture of glass and glass products	-	-	-	-	-	-
C239	Manufacture of non-metallic mineral products, n.e.c.	-	-	-	-	-	142
C251	Manufacture of structural metal products, tanks, reservoirs and steam generators	-	-	-	-	-	-
C259	Manufacture of other fabricated metal products; metal working service activities	-	-	-	-	-	-
C282	Manufacture of special purpose machinery	-	288	-	-	-	-
C310	Manufacture of furniture	-	-	-	-	-	700
C321	Manufacture of jewelry, bijouterie and related articles	-	-	-	-	-	-
C329	Other manufacturing, n.e.c.	-	-	-	-	-	-
C331	Repair of fabricated metal products, machinery and equipment	1,850	-	-	-	-	-
	<b>III - Central Luzon</b>	<b>693,310</b>	<b>11,192,248</b>	<b>13,746,908</b>	<b>827,380</b>	<b>-</b>	<b>1,740,985</b>
C101	Processing and preserving of meat	818	26,574	170,657	-	-	10,374
C102	Processing and preserving of fish, crustaceans and mollusks	-	-	17,624	-	-	4,132
C103	Processing and preserving of fruits and vegetables	-	-	11,693	-	-	1,440
C104	Manufacture of vegetable and animal oils and fats	-	-	-	-	-	-
C105	Manufacture of dairy products	-	-	5,641	-	-	-
C106	Manufacture of grain mill products, starches and starch products	44,401	63,420	4,682	-	-	381

*Continued*

TABLE 6 - *Continued*

2009 PSIC Code	Region/ Industry Description	Capital Expenditures for Tangible Fixed Assets					
		ICT Machinery and Equipment	Specialized Industrial Machinery	General Industrial Machinery and Equipment	Other Machinery and Equipment	Valuables	Other Tangible Fixed Assets
		(6)	(7)	(8)	(9)	(10)	(11)
C107	Manufacture of other food products	2,932	248,034	153,748	-	-	21,395
C108	Manufacture of prepared animal feeds	194,021	759,876	20,921	1,328	-	74,899
C110	Manufacture of beverages	8,738	72,420	23,469	-	-	1,054
C120	Manufacture of tobacco products	-	-	-	-	-	-
C131	Spinning, weaving and finishing of textiles	111	6,043	8,549	-	-	393
C139	Manufacture of other textiles	-	464	121,552	-	-	24,577
C141	Manufacture of wearing apparel, except fur apparel	4,725	8,072	673,960	20,705	-	4,968
C142	Custom tailoring and dressmaking }	-	-	-	-	-	-
C143	Manufacture of knitted and crocheted apparel }	-	-	-	-	-	-
C151	Tanning and dressing of leather; manufacture of luggage and handbags	-	24,993	-	-	-	1,066
C152	Manufacture of footwear	7,544	6,466	86,178	1,737	-	28,087
C161	Sawmilling and planing of wood }	-	-	-	-	-	-
C162	Manufacture of products of wood, cork, straw and plaiting materials }	164	-	8,848	-	-	7
C170	Manufacture of paper and paper products	-	83,412	955,576	1,512	-	13,701
C181	Printing and service activities related to printing	-	-	-	-	-	-
C192	Manufacture of refined petroleum products	-	12,009	-	-	-	-
C201	Manufacture of basic chemicals	55,282	-	398,400	-	-	40
C202	Manufacture of other chemical products, n.e.c.	6,473	3,226	513	-	-	-
C210	Manufacture of pharmaceuticals, medicinal chemical and botanical products	39	23,381	-	322	-	599
C221	Manufacture of rubber products	39,347	5,959	3,607,875	-	-	362,687
C222	Manufacture of plastic products	5,505	104,452	438,218	-	-	6,876
C231	Manufacture of glass and glass products	1,246	30,610	1,203	212	-	710
C239	Manufacture of non-metallic mineral products, n.e.c.	5,092	5,621,991	11,084	-	-	904,534
C241	Manufacture of basic iron and steel	7,201	336,277	366	-	-	1,240
C242	Manufacture of basic precious and other non-ferrous metals	109	-	23,545	-	-	297
C243	Casting of metals	-	1,222	30,395	-	-	-
C251	Manufacture of structural metal products, tanks, reservoirs and steam generators	6,171	4,835	5,048,220	73	-	68,469
C252	Manufacture of weapons and ammunition }	-	-	-	-	-	-
C259	Manufacture of other fabricated metal products; metal working service activities }	7,989	8,548	283,356	85,209	-	11,367
C261	Manufacture of electronic components	233,514	2,635,547	347,425	370,642	-	11,411
C262	Manufacture of computers and peripheral equipment and accessories	-	64,919	27,619	-	-	199
C264	Manufacture of consumer electronics }	-	-	-	-	-	-
C265	Manufacture of measuring, testing, navigating and control equipment; watches and clocks }	122	46,387	8,480	-	-	527
C271	Manufacture of electric motors, generators, transformers and electricity distribution and control apparatus	-	-	-	14,634	-	31,148

*Continued*

TABLE 6 - *Continued*

2009 PSIC Code	Region/ Industry Description	Capital Expenditures for Tangible Fixed Assets					
		ICT Machinery and Equipment	Specialized Industrial Machinery	General Industrial Machinery and Equipment	Other Machinery and Equipment	Valuables	Other Tangible Fixed Assets
		(6)	(7)	(8)	(9)	(10)	(11)
C272	Manufacture of batteries and accumulators	12,182	499,469	661,813	-	-	-
C273	Manufacture of wiring and wiring devices	39	2,193	64,215	-	-	58
C274	Manufacture of electric lighting equipment	-	3,100	5,526	-	-	514
C275	Manufacture of domestic appliances	-	-	-	-	-	-
C279	Manufacture of other electrical equipment	1,798	35,228	-	-	-	615
C281	Manufacture of general purpose machinery	-	-	429,718	-	-	7,969
C282	Manufacture of special purpose machinery	4,427	-	1,100	-	-	1,344
C291	Manufacture of motor vehicles	}	}	}	}	}	}
C292	Manufacture of bodies (coachwork) for motor vehicles; manufacture of trailers and semi-trailers						
C293	Manufacture of parts and accessories for motor vehicles						
C301	Building of ships and boats	-	-	-	-	-	-
C303	Manufacture of air and spacecraft and related machinery	105	-	39	69	-	-
C309	Manufacture of transport equipment, n.e.c.	-	-	-	468	-	-
C310	Manufacture of furniture	2,098	26,598	7,817	-	-	367
C321	Manufacture of jewelry, bijouterie and related articles	-	-	-	35	-	638
C322	Manufacture of musical instruments	s	s	s	s	s	s
C323	Manufacture of sports goods	-	74,655	-	-	-	3,055
C324	Manufacture of games and toys	279	-	1,904	-	-	-
C325	Manufacture of medical and dental instruments and supplies	8,078	232,613	83,640	24,235	-	29,023
C329	Other manufacturing, n.e.c.	6,782	119,255	1,269	-	-	-
C331	Repair of fabricated metal products, machinery and equipment	-	-	-	-	-	93
C332	Installation of industrial machinery and equipment	-	-	-	-	-	-
	<b>IVA - CALABARZON</b>	<b>872,022</b>	<b>30,544,549</b>	<b>10,091,708</b>	<b>2,841,122</b>	<b>-</b>	<b>8,437,644</b>
C101	Processing and preserving of meat	-	-	9,186	-	-	3,006
C102	Processing and preserving of fish, crustaceans and mollusks	-	-	-	-	-	-
C103	Processing and preserving of fruits and vegetables	1,132	83,498	19,153	-	-	346
C104	Manufacture of vegetable and animal oils and fats	425	-	72,437	9,655	-	195
C105	Manufacture of dairy products	-	1,042,778	-	-	-	5,817
C106	Manufacture of grain mill products, starches and starch products	297	53,428	6,006	-	-	20,773
C107	Manufacture of other food products	4,284	554,464	339,731	-	-	25,833
C108	Manufacture of prepared animal feeds	-	3,688	-	-	-	-
C110	Manufacture of beverages	-	1,363	112,189	495,692	-	69,964
C120	Manufacture of tobacco products	-	-	402	-	-	208
C131	Spinning, weaving and finishing of textiles	2,313	128,981	-	-	-	726
C139	Manufacture of other textiles	7,427	31,221	33,660	-	-	-
C141	Manufacture of wearing apparel, except fur apparel	22,041	149,426	2,234	-	-	1,965

*Continued*

TABLE 6 - *Continued*

2009 PSIC Code	Region/ Industry Description	Capital Expenditures for Tangible Fixed Assets					
		ICT Machinery and Equipment	Specialized Industrial Machinery	General Industrial Machinery and Equipment	Other Machinery and Equipment	Valuables	Other Tangible Fixed Assets
		(6)	(7)	(8)	(9)	(10)	(11)
C142	Custom tailoring and dressmaking	-	-	-	-	-	-
C143	Manufacture of knitted and crocheted apparel	1,209	-	1,243	-	-	335
C151	Tanning and dressing of leather; manufacture of luggage and handbags	-	-	-	-	-	-
C152	Manufacture of footwear	290	37,641	1,452	-	-	1,466
C161	Sawmilling and planing of wood	5,038	644,063	11,981	-	-	16,313
C162	Manufacture of products of wood, cork, straw and plaiting materials						
C170	Manufacture of paper and paper products						
C181	Printing and service activities related to printing	412	37,776	-	-	-	-
C182	Reproduction of recorded media	-	-	-	-	-	-
C192	Manufacture of refined petroleum products	-	-	-	-	-	-
C199	Manufacture of other fuel products						
C201	Manufacture of basic chemicals	8,845	8,814,425	3,182	1,342	-	2,202,502
C202	Manufacture of other chemical products, n.e.c.	20,362	326,768	305,600	50,039	-	114,722
C210	Manufacture of pharmaceuticals, medicinal chemical and botanical products	-	14,552	-	-	-	2,978
C221	Manufacture of rubber products	-	14,058	-	-	-	927
C222	Manufacture of plastic products	57,656	521,168	545,458	1,520	-	26,792
C231	Manufacture of glass and glass products	-	6,500	3,177	-	-	-
C239	Manufacture of non-metallic mineral products, n.e.c.	-	1,333,529	9,752	318,953	-	3,089,951
C241	Manufacture of basic iron and steel	375	66,935	5,020	-	-	20,696
C242	Manufacture of basic precious and other non-ferrous metals	633	6,056	-	-	-	-
C243	Casting of metals	3,777	37,950	-	-	-	3,700
C251	Manufacture of structural metal products, tanks, reservoirs and steam generators	220	38,689	94,441	-	-	631
C259	Manufacture of other fabricated metal products; metal working service activities	12,399	489,195	381,862	472,717	-	189,136
C261	Manufacture of electronic components	440,308	12,889,742	2,904,772	1,130,725	-	1,442,419
C262	Manufacture of computers and peripheral equipment and accessories	2,017	162,168	58,543	-	-	11,668
C263	Manufacture of communication equipment	30,751	20,625	11,462	2,888	-	143
C264	Manufacture of consumer electronics	12,799	3,789	345,248	1,725	-	2,114
C265	Manufacture of measuring, testing, navigating and control equipment; watches and clocks	219	14,666	-	-	-	1,035
C267	Manufacture of optical instruments and photographic equipment	25	258,975	61,458	-	-	150,811
C271	Manufacture of electric motors, generators, transformers and electricity distribution and control apparatus	5,912	56,065	1,394,484	34	-	114,798
C272	Manufacture of batteries and accumulators	-	-	-	-	-	-
C273	Manufacture of wiring and wiring devices	1,385	102,311	1,348	143	-	787
C274	Manufacture of electric lighting equipment	150	-	1,040	288,083	-	52,313

*Continued*

TABLE 6 - *Continued*

2009 PSIC Code	Region/ Industry Description	Capital Expenditures for Tangible Fixed Assets					
		ICT Machinery and Equipment	Specialized Industrial Machinery	General Industrial Machinery and Equipment	Other Machinery and Equipment	Valuables	Other Tangible Fixed Assets
		(6)	(7)	(8)	(9)	(10)	(11)
C275	Manufacture of domestic appliances	-	-	1,051	74	-	413
C279	Manufacture of other electrical equipment	15,966	482	44,902	-	-	9,523
C281	Manufacture of general purpose machinery	-	132,379	-	-	-	19,591
C282	Manufacture of special purpose machinery	37,225	169,676	-	-	-	7,602
C291	Manufacture of motor vehicles	58,069	-	793,975	43,547	-	708,005
C292	Manufacture of bodies (coachwork) for motor vehicles; manufacture of trailers and semi-trailers	-	205,059	376	2,491	-	4,629
C293	Manufacture of parts and accessories for motor vehicles	65,504	1,257,860	1,652,957	21,493	-	60,063
C301	Building of ships and boats	-	-	-	-	-	-
C303	Manufacture of air and spacecraft and related machinery	32,261	146,414	30,757	-	-	6,198
C309	Manufacture of transport equipment, n.e.c.						
C310	Manufacture of furniture	2,035	12,499	8,049	-	-	25,916
C321	Manufacture of jewelry, bijouterie and related articles	-	250	-	-	-	-
C323	Manufacture of sports goods	382	11,890	19,219	-	-	1,037
C324	Manufacture of games and toys	-	-	-	-	-	-
C325	Manufacture of medical and dental instruments and supplies	14,343	6,956	689,732	-	-	710
C329	Other manufacturing, n.e.c.	-	118,856	1,632	-	-	-
C331	Repair of fabricated metal products, machinery and equipment	-	438,362	26,284	-	-	5,357
	<b>MIMAROPA</b>	-	-	<b>3,176</b>	-	-	-
C101	Processing and preserving of meat	-	-	-	-	-	-
C103	Processing and preserving of fruits and vegetables	-	-	-	-	-	-
C104	Manufacture of vegetable and animal oils and fats	-	-	3,172	-	-	-
C105	Manufacture of dairy products	-	-	-	-	-	-
C106	Manufacture of grain mill products, starches and starch products	-	-	-	-	-	-
C107	Manufacture of other food products	-	-	-	-	-	-
C110	Manufacture of beverages	-	-	-	-	-	-
C131	Spinning, weaving and finishing of textiles	-	-	-	-	-	-
C142	Custom tailoring and dressmaking	-	-	5	-	-	-
C151	Tanning and dressing of leather; manufacture of luggage and handbags	-	-	-	-	-	-
C162	Manufacture of products of wood, cork, straw and plaiting materials	-	-	-	-	-	-
C181	Printing and service activities related to printing	-	-	-	-	-	-
C192	Manufacture of refined petroleum products	-	-	-	-	-	-
C201	Manufacture of basic chemicals	-	-	-	-	-	-
C202	Manufacture of other chemical products, n.e.c.						
C210	Manufacture of pharmaceuticals, medicinal chemical and botanical products	-	-	-	-	-	-

*Continued*

TABLE 6 - *Continued*

2009 PSIC Code	Region/ Industry Description	Capital Expenditures for Tangible Fixed Assets					
		ICT Machinery and Equipment	Specialized Industrial Machinery	General Industrial Machinery and Equipment	Other Machinery and Equipment	Valuables	Other Tangible Fixed Assets
		(6)	(7)	(8)	(9)	(10)	(11)
C222	Manufacture of plastic products	-	-	-	-	-	-
C239	Manufacture of non-metallic mineral products, n.e.c.	-	-	-	-	-	-
C242	Manufacture of basic precious and other non-ferrous metals	-	-	-	-	-	-
C259	Manufacture of other fabricated metal products; metal working service activities	-	-	-	-	-	-
C282	Manufacture of special purpose machinery	-	-	-	-	-	-
C310	Manufacture of furniture	-	-	-	-	-	-
C331	Repair of fabricated metal products, machinery and equipment	-	-	-	-	-	-
	<b>V - Bicol Region</b>	<b>31,189</b>	<b>2,396,929</b>	<b>774,877</b>	<b>-</b>	<b>5,513</b>	<b>471,949</b>
C101	Processing and preserving of meat	-	-	-	-	-	-
C102	Processing and preserving of fish, crustaceans and mollusks	-	-	-	-	-	-
C103	Processing and preserving of fruits and vegetables	-	-	-	-	-	-
C104	Manufacture of vegetable and animal oils and fats	-	38,858	-	-	-	-
C105	Manufacture of dairy products	-	-	-	-	-	-
C106	Manufacture of grain mill products, starches and starch products	16,538	-	-	-	5,513	5,513
C107	Manufacture of other food products	-	-	-	-	-	-
C108	Manufacture of prepared animal feeds	-	-	-	-	-	-
C110	Manufacture of beverages	7,714	-	558,497	-	-	29,527
C120	Manufacture of tobacco products	-	-	-	-	-	-
C131	Spinning, weaving and finishing of textiles	-	-	-	-	-	-
C139	Manufacture of other textiles	-	625	2,125	-	-	-
C141	Manufacture of wearing apparel, except fur apparel	-	-	-	-	-	-
C142	Custom tailoring and dressmaking	-	-	-	-	-	-
C152	Manufacture of footwear	-	-	-	-	-	-
C162	Manufacture of products of wood, cork, straw and plaiting materials	-	-	-	-	-	-
C170	Manufacture of paper and paper products	s	s	s	s	s	s
C181	Printing and service activities related to printing	4,008	-	72,737	-	-	-
C192	Manufacture of refined petroleum products	-	-	-	-	-	-
C201	Manufacture of basic chemicals	-	-	-	-	-	-
C210	Manufacture of pharmaceuticals, medicinal chemical and botanical products	-	-	-	-	-	-
C231	Manufacture of glass and glass products	-	-	-	-	-	-
C239	Manufacture of non-metallic mineral products, n.e.c.	733	934,852	-	-	-	-
C241	Manufacture of basic iron and steel	-	-	-	-	-	-
C242	Manufacture of basic precious and other non-ferrous metals	2,189	1,412,584	141,518	-	-	436,466

*Continued*

TABLE 6 - *Continued*

2009 PSIC Code	Region/ Industry Description	Capital Expenditures for Tangible Fixed Assets					
		ICT Machinery and Equipment	Specialized Industrial Machinery	General Industrial Machinery and Equipment	Other Machinery and Equipment	Valuables	Other Tangible Fixed Assets
		(6)	(7)	(8)	(9)	(10)	(11)
C251	Manufacture of structural metal products, tanks, reservoirs and steam generators	9	34	-	-	-	10
C259	Manufacture of other fabricated metal products; metal working service activities	-	-	-	-	-	-
C282	Manufacture of special purpose machinery	-	-	-	-	-	-
C293	Manufacture of parts and accessories for motor vehicles	-	-	-	-	-	-
C310	Manufacture of furniture	-	-	-	-	-	-
C329	Other manufacturing, n.e.c.	-	-	-	-	-	-
C331	Repair of fabricated metal products, machinery and equipment	-	-	-	-	-	350
	<b>VI - Western Visayas</b>	<b>21,826</b>	<b>2,739,380</b>	<b>249,232</b>	<b>3,411</b>	<b>-</b>	<b>33,203</b>
C101	Processing and preserving of meat	-	-	2,306	-	-	-
C102	Processing and preserving of fish, crustaceans and mollusks	-	-	-	-	-	-
C103	Processing and preserving of fruits and vegetables	-	-	-	-	-	-
C104	Manufacture of vegetable and animal oils and fats	-	-	-	-	-	-
C105	Manufacture of dairy products	-	-	-	-	-	-
C106	Manufacture of grain mill products, starches and starch products	-	25,137	-	3,397	-	14,944
C107	Manufacture of other food products	21,407	2,555,443	204,075	-	-	9,903
C108	Manufacture of prepared animal feeds	-	57,957	-	-	-	-
C110	Manufacture of beverages	31	99,804	2,982	-	-	7,957
C131	Spinning, weaving and finishing of textiles	-	-	-	-	-	-
C139	Manufacture of other textiles	-	-	-	-	-	-
C141	Manufacture of wearing apparel, except fur apparel	-	-	-	-	-	-
C142	Custom tailoring and dressmaking	-	-	-	-	-	-
C161	Sawmilling and planing of wood						
C162	Manufacture of products of wood, cork, straw and plaiting materials	7	-	2,052	14	-	12
C170	Manufacture of paper and paper products	-	-	-	-	-	-
C181	Printing and service activities related to printing	-	-	-	-	-	-
C199	Manufacture of other fuel products	-	-	-	-	-	-
C201	Manufacture of basic chemicals	-	-	37,192	-	-	304
C202	Manufacture of other chemical products, n.e.c.	-	-	-	-	-	-
C210	Manufacture of pharmaceuticals, medicinal chemical and botanical products	-	-	-	-	-	-
C222	Manufacture of plastic products	380	1,011	-	-	-	-
C231	Manufacture of glass and glass products	-	-	-	-	-	-
C239	Manufacture of non-metallic mineral products, n.e.c.	-	-	-	-	-	-
C241	Manufacture of basic iron and steel	-	27	-	-	-	-
C243	Casting of metals						

*Continued*

TABLE 6 - *Continued*

2009 PSIC Code	Region/ Industry Description	Capital Expenditures for Tangible Fixed Assets					
		ICT Machinery and Equipment	Specialized Industrial Machinery	General Industrial Machinery and Equipment	Other Machinery and Equipment	Valuables	Other Tangible Fixed Assets
		(6)	(7)	(8)	(9)	(10)	(11)
C251	Manufacture of structural metal products, tanks, reservoirs and steam generators	-	-	-	-	-	-
C259	Manufacture of other fabricated metal products; metal working service activities	-	-	-	-	-	-
C273	Manufacture of wiring and wiring devices	-	-	-	-	-	-
C275	Manufacture of domestic appliances	-	-	-	-	-	-
C282	Manufacture of special purpose machinery	-	-	-	-	-	-
C310	Manufacture of furniture	-	-	624	-	-	83
C329	Other manufacturing, n.e.c.	-	-	-	-	-	-
C331	Repair of fabricated metal products, machinery and equipment	-	-	-	-	-	-
	<b>VII - Central Visayas</b>	<b>542,407</b>	<b>2,932,345</b>	<b>1,362,227</b>	<b>567,992</b>	<b>-</b>	<b>171,226</b>
C101	Processing and preserving of meat	3,888	15,881	8,458	24	-	30
C102	Processing and preserving of fish, crustaceans and mollusks	-	-	4,174	-	-	-
C103	Processing and preserving of fruits and vegetables	-	-	-	-	-	-
C104	Manufacture of vegetable and animal oils and fats	798	88,680	28,151	-	-	7
C105	Manufacture of dairy products	-	-	16,346	-	-	-
C106	Manufacture of grain mill products, starches and starch products	133	22,286	10,240	-	-	-
C107	Manufacture of other food products	17,944	-	111,030	7,043	-	12,954
C108	Manufacture of prepared animal feeds	24,679	4,625	2,916	170	-	4,446
C110	Manufacture of beverages	1,569	95,611	42,021	6,827	-	-
C131	Spinning, weaving and finishing of textiles	-	-	-	-	-	-
C139	Manufacture of other textiles	-	6,075	322	-	-	591
C141	Manufacture of wearing apparel, except fur apparel	16,126	44,959	9,295	11,338	-	26,021
C142	Custom tailoring and dressmaking	-	-	-	-	-	-
C151	Tanning and dressing of leather; manufacture of luggage and handbags	-	-	-	-	-	-
C152	Manufacture of footwear	112	409	213	1,035	-	57
C161	Sawmilling and planing of wood	-	-	1,486	1,304	-	67
C162	Manufacture of products of wood, cork, straw and plaiting materials						
C170	Manufacture of paper and paper products	-	-	-	-	-	-
C181	Printing and service activities related to printing	-	-	-	-	-	-
C199	Manufacture of other fuel products	-	-	-	-	-	-
C201	Manufacture of basic chemicals	1,568	-	803	-	-	-
C202	Manufacture of other chemical products, n.e.c.	4,126	3,556	42,077	947	-	1,118
C203	Manufacture of man-made fibers						
C210	Manufacture of pharmaceuticals, medicinal chemical and botanical products	91	1,851	468	-	-	224

*Continued*



TABLE 6 - *Continued*

2009 PSIC Code	Region/ Industry Description	Capital Expenditures for Tangible Fixed Assets					
		ICT Machinery and Equipment	Specialized Industrial Machinery	General Industrial Machinery and Equipment	Other Machinery and Equipment	Valuables	Other Tangible Fixed Assets
		(6)	(7)	(8)	(9)	(10)	(11)
C221	Manufacture of rubber products	465	96,947	4,557	-	-	7,640
C222	Manufacture of plastic products	3,106	576,448	-	-	-	-
C231	Manufacture of glass and glass products	153	171	93,646	-	-	452
C239	Manufacture of non-metallic mineral products, n.e.c.	4,687	242,261	231,762	219,439	-	56,928
C241	Manufacture of basic iron and steel	}	}	}	}	}	}
C242	Manufacture of basic precious and other non-ferrous metals						
C243	Casting of metals						
C251	Manufacture of structural metal products, tanks, reservoirs and steam generators	-	1,373	186	-	-	305
C252	Manufacture of weapons and ammunition	s	s	s	s	s	s
C259	Manufacture of other fabricated metal products; metal working service activities	339,006	17,305	3,771	5,389	-	1,296
C261	Manufacture of electronic components	30,894	1,039,139	379,691	22,711	-	953
C262	Manufacture of computers and peripheral equipment and accessories	}	}	}	}	}	}
C263	Manufacture of communication equipment						
C265	Manufacture of measuring, testing, navigating and control equipment; watches and clocks						
C267	Manufacture of optical instruments and photographic equipment	20,919	25,022	4,490	-	-	521
C271	Manufacture of electric motors, generators, transformers and electricity distribution and control apparatus	22,992	-	49,366	1,519	-	1,395
C273	Manufacture of wiring and wiring devices	731	32,509	-	-	-	139
C274	Manufacture of electric lighting equipment	s	s	s	s	s	s
C275	Manufacture of domestic appliances	-	-	-	-	-	-
C281	Manufacture of general purpose machinery	-	-	-	-	-	-
C282	Manufacture of special purpose machinery	2,702	16,357	54,327	-	-	8,960
C291	Manufacture of motor vehicles	89	31,622	-	-	-	320
C292	Manufacture of bodies (coachwork) for motor vehicles; manufacture of trailers and semi-trailers	-	-	2,207	-	-	366
C293	Manufacture of parts and accessories for motor vehicles	}	}	}	}	}	}
C301	Building of ships and boats						
C309	Manufacture of transport equipment, n.e.c.						
C310	Manufacture of furniture	9,836	40,489	33,975	262	-	3,584
C321	Manufacture of jewelry, bijouterie and related articles	s	s	s	s	s	s
C322	Manufacture of musical instruments	6,218	274	13,841	53,603	-	3,911
C323	Manufacture of sports goods	2,777	1,616	467	885	-	1,098
C324	Manufacture of games and toys	-	-	-	-	-	-
C325	Manufacture of medical and dental instruments and supplies	-	-	-	-	-	-
C329	Other manufacturing, n.e.c.	-	-	977	-	-	121
		-	-	35,232	-	-	-
		-	-	-	-	-	-

*Continued*

TABLE 6 - *Continued*

2009 PSIC Code	Region/ Industry Description	Capital Expenditures for Tangible Fixed Assets					
		ICT Machinery and Equipment	Specialized Industrial Machinery	General Industrial Machinery and Equipment	Other Machinery and Equipment	Valuables	Other Tangible Fixed Assets
		(6)	(7)	(8)	(9)	(10)	(11)
C331	Repair of fabricated metal products, machinery and equipment	742	546	-	232,596	-	30,739
	<b>VIII - Eastern Visayas</b>	<b>1,517</b>	<b>94,922</b>	<b>1,221</b>	<b>80</b>	<b>-</b>	<b>5,485</b>
C101	Processing and preserving of meat	-	-	-	-	-	-
C102	Processing and preserving of fish, crustaceans and mollusks	-	-	-	-	-	97
C103	Processing and preserving of fruits and vegetables	-	-	-	-	-	-
C104	Manufacture of vegetable and animal oils and fats	-	-	-	-	-	29
C106	Manufacture of grain mill products, starches and starch products	-	-	-	-	-	-
C107	Manufacture of other food products	115	58	58	-	-	-
C110	Manufacture of beverages	-	22,658	-	-	-	4,750
C139	Manufacture of other textiles	s	s	s	s	s	s
C142	Custom tailoring and dressmaking	-	-	-	-	-	-
C162	Manufacture of products of wood, cork, straw and plaiting materials	-	-	-	-	-	-
C170	Manufacture of paper and paper products	-	-	-	-	-	-
C181	Printing and service activities related to printing	-	-	-	-	-	-
C192	Manufacture of refined petroleum products	s	s	s	s	s	s
C201	Manufacture of basic chemicals	496	322	74	-	-	-
C202	Manufacture of other chemical products, n.e.c.						
C210	Manufacture of pharmaceuticals, medicinal chemical and botanical products						
C221	Manufacture of rubber products	-	-	-	-	-	-
C222	Manufacture of plastic products	s	s	s	s	s	s
C231	Manufacture of glass and glass products	-	-	-	-	-	-
C239	Manufacture of non-metallic mineral products, n.e.c.	-	-	-	-	-	-
C242	Manufacture of basic precious and other non-ferrous metals	-	-	-	-	-	-
C243	Casting of metals	s	s	s	s	s	s
C251	Manufacture of structural metal products, tanks, reservoirs and steam generators	-	-	-	-	-	-
C259	Manufacture of other fabricated metal products; metal working service activities	894	168	-	-	-	56
C273	Manufacture of wiring and wiring devices	-	-	-	-	-	-
C282	Manufacture of special purpose machinery	s	s	s	s	s	s
C310	Manufacture of furniture	-	-	-	-	-	-
C329	Other manufacturing, n.e.c.	-	60	88	80	-	-
C331	Repair of fabricated metal products, machinery and equipment	-	-	-	-	-	-

*Continued*

TABLE 6 - *Continued*

2009 PSIC Code	Region/ Industry Description	Capital Expenditures for Tangible Fixed Assets					
		ICT Machinery and Equipment	Specialized Industrial Machinery	General Industrial Machinery and Equipment	Other Machinery and Equipment	Valuables	Other Tangible Fixed Assets
		(6)	(7)	(8)	(9)	(10)	(11)
	<b>IX - Zamboanga Peninsula</b>	<b>8,044</b>	<b>428,114</b>	<b>488,478</b>	<b>7,357</b>	<b>-</b>	<b>6,792</b>
C101	Processing and preserving of meat	-	-	-	-	-	-
C102	Processing and preserving of fish, crustaceans and mollusks	6,438	419,003	83	6,182	-	6,792
C103	Processing and preserving of fruits and vegetables	-	-	-	-	-	-
C104	Manufacture of vegetable and animal oils and fats	-	-	-	-	-	-
C105	Manufacture of dairy products	-	-	-	-	-	-
C106	Manufacture of grain mill products, starches and starch products	-	-	-	-	-	-
C107	Manufacture of other food products	-	-	-	-	-	-
C108	Manufacture of prepared animal feeds	-	-	-	-	-	-
C110	Manufacture of beverages	-	-	598	1,175	-	-
C142	Custom tailoring and dressmaking	-	-	-	-	-	-
C161	Sawmilling and planing of wood	-	-	-	-	-	-
C162	Manufacture of products of wood, cork, straw and plaiting materials	-	-	-	-	-	-
C181	Printing and service activities related to printing	-	-	-	-	-	-
C202	Manufacture of other chemical products, n.e.c.	-	-	-	-	-	-
C221	Manufacture of rubber products	-	-	-	-	-	-
C222	Manufacture of plastic products	-	-	-	-	-	-
C231	Manufacture of glass and glass products	-	-	-	-	-	-
C239	Manufacture of non-metallic mineral products, n.e.c.	-	-	-	-	-	-
C241	Manufacture of basic iron and steel	-	-	-	-	-	-
C251	Manufacture of structural metal products, tanks, reservoirs and steam generators	s	s	s	s	s	s
C259	Manufacture of other fabricated metal products; metal working service activities	1,374	9,111	487,798	-	-	-
C301	Building of ships and boats	-	-	-	-	-	-
C310	Manufacture of furniture	-	-	-	-	-	-
C324	Manufacture of games and toys	-	-	-	-	-	-
C329	Other manufacturing, n.e.c.	-	-	-	-	-	-
C331	Repair of fabricated metal products, machinery and equipment	-	-	-	-	-	-
	<b>X - Northern Mindanao</b>	<b>240,284</b>	<b>5,114,421</b>	<b>1,169,222</b>	<b>83,914</b>	<b>-</b>	<b>138,623</b>
C101	Processing and preserving of meat	-	-	23,725	-	-	-
C102	Processing and preserving of fish, crustaceans and mollusks	s	s	s	s	s	s
C103	Processing and preserving of fruits and vegetables	2,324	-	-	125	-	2,105
C104	Manufacture of vegetable and animal oils and fats	1,757	85,968	138,228	-	-	4,079
C105	Manufacture of dairy products	429	-	-	-	-	-

*Continued*

TABLE 6 - *Continued*

2009 PSIC Code	Region/ Industry Description	Capital Expenditures for Tangible Fixed Assets					
		ICT Machinery and Equipment	Specialized Industrial Machinery	General Industrial Machinery and Equipment	Other Machinery and Equipment	Valuables	Other Tangible Fixed Assets
		(6)	(7)	(8)	(9)	(10)	(11)
C106	Manufacture of grain mill products, starches and starch products	96,948	-	91,622	-	-	455
C107	Manufacture of other food products	97,156	1,584,417	179,668	5,471	-	10,084
C108	Manufacture of prepared animal feeds	-	5,760	-	-	-	-
C110	Manufacture of beverages	-	-	97,548	-	-	19,226
C139	Manufacture of other textiles	-	-	-	-	-	-
C141	Manufacture of wearing apparel, except fur apparel	9,116	37	-	3,039	-	11
C142	Custom tailoring and dressmaking	20	7,667	-	-	-	598
C152	Manufacture of footwear	-	-	-	-	-	-
C161	Sawmilling and planing of wood	-	3,400	-	-	-	-
C162	Manufacture of products of wood, cork, straw and plaiting materials	-	3,227	4,490	-	-	1,468
C170	Manufacture of paper and paper products	9,608	-	-	-	-	-
C181	Printing and service activities related to printing	17,058	-	-	70,396	-	465
C192	Manufacture of refined petroleum products	s	s	s	s	s	s
C201	Manufacture of basic chemicals	-	3,365,850	308,518	3,840	-	82,922
C202	Manufacture of other chemical products, n.e.c.	795	1,589	12,793	-	-	144
C210	Manufacture of pharmaceuticals, medicinal chemical and botanical products	s	s	s	s	s	s
C221	Manufacture of rubber products	s	s	s	s	s	s
C222	Manufacture of plastic products	-	8,958	-	-	-	2,156
C231	Manufacture of glass and glass products	1,371	14,168	-	-	-	1,055
C239	Manufacture of non-metallic mineral products, n.e.c.						
C241	Manufacture of basic iron and steel	1,774	8,200	6,663	120	-	63
C243	Casting of metals	s	s	s	s	s	s
C251	Manufacture of structural metal products, tanks, reservoirs and steam generators	-	-	869	-	-	227
C252	Manufacture of weapons and ammunition	-	-	-	-	-	-
C259	Manufacture of other fabricated metal products; metal working service activities	1,760	7,200	2,280	760	-	-
C282	Manufacture of special purpose machinery	-	16,521	302,176	-	-	11,915
C291	Manufacture of motor vehicles	-	-	-	-	-	150
C292	Manufacture of bodies (coachwork) for motor vehicles; manufacture of trailers and semi-trailers	-	-	-	-	-	-
C310	Manufacture of furniture	110	175	638	53	-	-
C321	Manufacture of jewelry, bijouterie and related articles	-	-	-	-	-	-
C324	Manufacture of games and toys						
C325	Manufacture of medical and dental instruments and supplies						
C329	Other manufacturing, n.e.c.						
C331	Repair of fabricated metal products, machinery and equipment	-	-	-	-	-	-

*Continued*

TABLE 6 - *Continued*

2009 PSIC Code	Region/ Industry Description	Capital Expenditures for Tangible Fixed Assets					
		ICT Machinery and Equipment	Specialized Industrial Machinery	General Industrial Machinery and Equipment	Other Machinery and Equipment	Valuables	Other Tangible Fixed Assets
		(6)	(7)	(8)	(9)	(10)	(11)
	<b>XI - Davao Region</b>	<b>227,767</b>	<b>248,684</b>	<b>52,682</b>	<b>86,939</b>	<b>-</b>	<b>37,170</b>
C101	Processing and preserving of meat	225,252	-	4,227	11,993	-	3,493
C102	Processing and preserving of fish, crustaceans and mollusks	-	-	-	-	-	-
C103	Processing and preserving of fruits and vegetables	-	2,526	10,221	343	-	349
C104	Manufacture of vegetable and animal oils and fats	53	-	739	-	-	11
C105	Manufacture of dairy products	-	298	-	-	-	-
C106	Manufacture of grain mill products, starches and starch products	-	-	-	-	-	-
C107	Manufacture of other food products	670	73,728	-	9,734	-	4,124
C108	Manufacture of prepared animal feeds	-	-	-	-	-	-
C110	Manufacture of beverages	-	-	-	-	-	-
C120	Manufacture of tobacco products	-	-	-	-	-	-
C131	Spinning, weaving and finishing of textiles	-	-	-	-	-	-
C139	Manufacture of other textiles	-	-	-	-	-	-
C141	Manufacture of wearing apparel, except fur apparel	-	-	-	-	-	-
C142	Custom tailoring and dressmaking	-	-	-	-	-	-
C152	Manufacture of footwear	-	-	-	-	-	-
C161	Sawmilling and planing of wood	-	-	-	-	-	-
C162	Manufacture of products of wood, cork, straw and plaiting materials	-	-	66	-	-	-
C170	Manufacture of paper and paper products	-	52,810	-	-	-	5,276
C181	Printing and service activities related to printing	-	-	-	-	-	388
C192	Manufacture of refined petroleum products	-	-	-	-	-	-
C201	Manufacture of basic chemicals	1,048	751	13,253	-	-	-
C202	Manufacture of other chemical products, n.e.c.	-	51,025	-	-	-	919
C210	Manufacture of pharmaceuticals, medicinal chemical and botanical products	-	-	-	-	-	-
C221	Manufacture of rubber products	-	-	-	-	-	-
C222	Manufacture of plastic products	-	16,341	79	-	-	-
C231	Manufacture of glass and glass products	-	-	-	-	-	-
C239	Manufacture of non-metallic mineral products, n.e.c.	685	-	8,062	64,869	-	17,076
C241	Manufacture of basic iron and steel	-	-	15,812	-	-	851
C242	Manufacture of basic precious and other non-ferrous metals	-	19,914	-	-	-	369
C243	Casting of metals	-	-	-	-	-	-
C251	Manufacture of structural metal products, tanks, reservoirs and steam generators	-	26,988	-	-	-	4,118
C252	Manufacture of weapons and ammunition	s	s	s	s	s	s
C259	Manufacture of other fabricated metal products; metal working service activities	-	726	104	-	-	195

*Continued*

TABLE 6 - *Continued*

2009 PSIC Code	Region/ Industry Description	Capital Expenditures for Tangible Fixed Assets					
		ICT Machinery and Equipment	Specialized Industrial Machinery	General Industrial Machinery and Equipment	Other Machinery and Equipment	Valuables	Other Tangible Fixed Assets
		(6)	(7)	(8)	(9)	(10)	(11)
C265	Manufacture of measuring, testing, navigating and control equipment; watches and clocks	\$	\$	\$	\$	\$	\$
C275	Manufacture of domestic appliances	-	-	-	-	-	-
C279	Manufacture of other electrical equipment	-	-	-	-	-	-
C281	Manufacture of general purpose machinery	-	-	-	-	-	-
C282	Manufacture of special purpose machinery	-	-	-	-	-	-
C291	Manufacture of motor vehicles	-	-	-	-	-	-
C293	Manufacture of parts and accessories for motor vehicles	-	-	-	-	-	-
C301	Building of ships and boats	-	-	-	-	-	-
C309	Manufacture of transport equipment, n.e.c.	-	-	-	-	-	-
C310	Manufacture of furniture	-	-	-	-	-	-
C321	Manufacture of jewelry, bijouterie and related articles	-	-	-	-	-	-
C329	Other manufacturing, n.e.c.	60	-	120	-	-	-
C331	Repair of fabricated metal products, machinery and equipment	-	-	-	-	-	-
	<b>XII - SOCCSKSARGEN</b>	<b>62,111</b>	<b>735,370</b>	<b>1,294,073</b>	<b>12,354</b>	<b>-</b>	<b>9,034</b>
C101	Processing and preserving of meat	412	69,671	1,621	3,673	-	133
C102	Processing and preserving of fish, crustaceans and mollusks	46,263	2,434	128,460	-	-	1,899
C103	Processing and preserving of fruits and vegetables	-	-	-	-	-	-
C104	Manufacture of vegetable and animal oils and fats	2,008	276,706	-	-	-	-
C105	Manufacture of dairy products	-	-	-	-	-	-
C106	Manufacture of grain mill products, starches and starch products	-	11,410	3,054	-	-	648
C107	Manufacture of other food products	-	23,444	-	-	-	4,049
C108	Manufacture of prepared animal feeds	3	5,107	56	-	-	37
C110	Manufacture of beverages	-	-	-	-	-	-
C131	Spinning, weaving and finishing of textiles	-	-	-	-	-	-
C139	Manufacture of other textiles	-	-	-	-	-	-
C141	Manufacture of wearing apparel, except fur apparel	-	-	-	-	-	-
C142	Custom tailoring and dressmaking	-	-	-	-	-	-
C152	Manufacture of footwear	-	-	-	-	-	-
C161	Sawmilling and planing of wood	-	14	-	-	-	15
C162	Manufacture of products of wood, cork, straw and plaiting materials	-	-	-	-	-	-
C170	Manufacture of paper and paper products	\$	\$	\$	\$	\$	\$
C181	Printing and service activities related to printing	8,798	-	1,121	-	-	725
C192	Manufacture of refined petroleum products	\$	\$	\$	\$	\$	\$
C201	Manufacture of basic chemicals	-	-	-	-	-	-
C202	Manufacture of other chemical products, n.e.c.	-	-	-	-	-	-

*Continued*

TABLE 6 - *Continued*

2009 PSIC Code	Region/ Industry Description	Capital Expenditures for Tangible Fixed Assets					
		ICT Machinery and Equipment	Specialized Industrial Machinery	General Industrial Machinery and Equipment	Other Machinery and Equipment	Valuables	Other Tangible Fixed Assets
		(6)	(7)	(8)	(9)	(10)	(11)
C210	Manufacture of pharmaceuticals, medicinal chemical and botanical products	-	-	-	-	-	-
C221	Manufacture of rubber products	-	-	-	-	-	-
C222	Manufacture of plastic products	-	-	-	-	-	-
C231	Manufacture of glass and glass products	498	50,894	172	1,234	-	173
C239	Manufacture of non-metallic mineral products, n.e.c.						
C241	Manufacture of basic iron and steel	-	-	-	-	-	-
C243	Casting of metals	-	-	-	-	-	-
C251	Manufacture of structural metal products, tanks, reservoirs and steam generators	-	-	-	-	-	-
C259	Manufacture of other fabricated metal products; metal working service activities	3,312	216,121	1,153,926	7,447	-	88
C282	Manufacture of special purpose machinery	-	-	-	-	-	-
C301	Building of ships and boats	-	-	-	-	-	102
C309	Manufacture of transport equipment, n.e.c.						
C310	Manufacture of furniture	-	-	-	-	-	-
C323	Manufacture of sports goods	s	s	s	s	s	s
C331	Repair of fabricated metal products, machinery and equipment	452	70,068	5,663	-	-	1,156
	<b>XIII - Caraga</b>	<b>845</b>	<b>476,495</b>	<b>105,282</b>	<b>12,823</b>	<b>-</b>	<b>3,323,144</b>
C101	Processing and preserving of meat	-	-	-	-	-	-
C102	Processing and preserving of fish, crustaceans and mollusks	-	-	-	-	-	-
C103	Processing and preserving of fruits and vegetables	-	-	-	-	-	-
C104	Manufacture of vegetable and animal oils and fats	840	707	19,847	74	-	222
C106	Manufacture of grain mill products, starches and starch products	-	-	-	-	-	-
C107	Manufacture of other food products	5	-	-	5,799	-	36
C108	Manufacture of prepared animal feeds	-	-	-	-	-	-
C110	Manufacture of beverages	-	-	-	-	-	-
C139	Manufacture of other textiles	-	-	-	-	-	-
C142	Custom tailoring and dressmaking	-	-	-	-	-	-
C152	Manufacture of footwear	-	-	-	-	-	-
C161	Sawmilling and planing of wood	-	-	-	-	-	-
C162	Manufacture of products of wood, cork, straw and plaiting materials	-	-	85,435	-	-	-
C181	Printing and service activities related to printing	-	-	-	-	-	-
C199	Manufacture of other fuel products	-	-	-	-	-	-
C201	Manufacture of basic chemicals	-	-	-	-	-	-
C202	Manufacture of other chemical products, n.e.c.						
C221	Manufacture of rubber products	-	-	-	-	-	-

*Continued*

TABLE 6 - *Concluded*

2009 PSIC Code	Region/ Industry Description	Capital Expenditures for Tangible Fixed Assets					
		ICT Machinery and Equipment	Specialized Industrial Machinery	General Industrial Machinery and Equipment	Other Machinery and Equipment	Valuables	Other Tangible Fixed Assets
		(6)	(7)	(8)	(9)	(10)	(11)
C231	Manufacture of glass and glass products }	-	-	-	6,950	-	1,830
C239	Manufacture of non-metallic mineral products, n.e.c. }	-	-	-	-	-	-
C241	Manufacture of basic iron and steel }	-	-	-	-	-	-
C242	Manufacture of basic precious and other non-ferrous metals }	-	457,003	-	-	-	3,321,057
C251	Manufacture of structural metal products, tanks, reservoirs and steam generators }	-	-	-	-	-	-
C259	Manufacture of other fabricated metal products; metal working service activities }	-	-	-	-	-	-
C282	Manufacture of special purpose machinery	-	-	-	-	-	-
C301	Building of ships and boats	-	-	-	-	-	-
C309	Manufacture of transport equipment, n.e.c.	-	-	-	-	-	-
C310	Manufacture of furniture	-	-	-	-	-	-
C321	Manufacture of jewelry, bijouterie and related articles	-	-	-	-	-	-
C324	Manufacture of games and toys }	-	-	-	-	-	-
C329	Other manufacturing, n.e.c. }	-	-	-	-	-	-
C331	Repair of fabricated metal products, machinery and equipment	-	18,784	-	-	-	-
	<b>Autonomous Region in Muslim Mindanao</b>	<b>692</b>	<b>1,536</b>	<b>7,576</b>	<b>1,306</b>	<b>-</b>	<b>124</b>
C101	Processing and preserving of meat	-	-	-	-	-	-
C104	Manufacture of vegetable and animal oils and fats	s	s	s	s	s	s
C106	Manufacture of grain mill products, starches and starch products	562	261	-	1,306	-	124
C107	Manufacture of other food products	-	1,274	183	-	-	-
C108	Manufacture of prepared animal feeds	-	-	-	-	-	-
C110	Manufacture of beverages	-	-	-	-	-	-
C142	Custom tailoring and dressmaking	s	s	s	s	s	s
C221	Manufacture of rubber products	s	s	s	s	s	s
C239	Manufacture of non-metallic mineral products, n.e.c.	s	s	s	s	s	s
C301	Building of ships and boats	-	-	-	-	-	-
C310	Manufacture of furniture	-	-	-	-	-	-

- zero value

} Combined data

s Suppressed data

Notes: Values are in thousand pesos, except number of establishments.

Details may not add-up to total due to rounding and/or statistical disclosure control.

Source: Philippine Statistics Authority, 2019 Annual Survey of Philippine Business and Industry (Final Results)



Table 7. Number of Establishments and Capital Expenditures for Intangible Assets by Type for Manufacturing Establishments by Region and Industry Group: Philippines, 2019

2009 PSIC Code	Region/ Industry Description	Number of Establishments	Capital Expenditures for Intangible Assets					
			Total	Intangible Non-Produced Assets	Computer Software and Databases	Entertainment, Literary and Artistic Originals	Research and Development	Other Intangible Assets
		(1)	(2)	(3)	(4)	(5)	(6)	(7)
	Philippines	24,270	3,411,026	2,743,477	645,471	43	1,946	20,089
C101	Processing and preserving of meat	294	1,030	9	1,021	-	-	-
C102	Processing and preserving of fish, crustaceans and mollusks	225	48,048	-	48,048	-	-	-
C103	Processing and preserving of fruits and vegetables	144	560	35	525	-	-	-
C104	Manufacture of vegetable and animal oils and fats	136	-	-	-	-	-	-
C105	Manufacture of dairy products	89	65,116	-	65,116	-	-	-
C106	Manufacture of grain mill products, starches and starch products	1,218	628	-	628	-	-	-
C107	Manufacture of other food products	7,739	86,165	39	82,317	-	1,946	1,863
C108	Manufacture of prepared animal feeds	196	-	-	-	-	-	-
C110	Manufacture of beverages	2,637	533,592	530,442	3,150	-	-	-
C120	Manufacture of tobacco products	19	-	-	-	-	-	-
C131	Spinning, weaving and finishing of textiles	109	-	-	-	-	-	-
C139	Manufacture of other textiles	254	1,290	-	1,290	-	-	-
C141	Manufacture of wearing apparel, except fur apparel	849	29,605	-	29,605	-	-	-
C142	Custom tailoring and dressmaking	500	-	-	-	-	-	-
C143	Manufacture of knitted and crocheted apparel	19	-	-	-	-	-	-
C151	Tanning and dressing of leather; manufacture of luggage and handbags	46	-	-	-	-	-	-
C152	Manufacture of footwear	148	4,110	-	4,110	-	-	-
C161	Sawmilling and planing of wood	48	-	-	-	-	-	-
C162	Manufacture of products of wood, cork, straw and plaiting materials	290	423	-	423	-	-	-
C170	Manufacture of paper and paper products	361	-	-	-	-	-	-
C181	Printing and service activities related to printing	2,113	1,168	-	1,125	43	-	-
C182	Reproduction of recorded media	6	-	-	-	-	-	-
C192	Manufacture of refined petroleum products	26	-	-	-	-	-	-
C199	Manufacture of other fuel products	7	-	-	-	-	-	-
C201	Manufacture of basic chemicals	196	7,394	4,399	2,996	-	-	-
C202	Manufacture of other chemical products, n.e.c.	390	1,770,199	1,761,339	620	-	-	8,241
C203	Manufacture of man-made fibers	3	-	-	-	-	-	-
C210	Manufacture of pharmaceuticals, medicinal chemical and botanical products	121	-	-	-	-	-	-
C221	Manufacture of rubber products	147	2,152	-	2,152	-	-	-
C222	Manufacture of plastic products	820	4,587	2,014	2,574	-	-	-
C231	Manufacture of glass and glass products	92	22	-	22	-	-	-
C239	Manufacture of non-metallic mineral products, n.e.c.	654	21,379	-	21,379	-	-	-
C241	Manufacture of basic iron and steel	299	231,361	231,138	223	-	-	-
C242	Manufacture of basic precious and other non-ferrous metals	33	101,079	-	91,094	-	-	9,985

Continued

TABLE 7 - Continued

2009 PSIC Code	Region/ Industry Description	Number of Establishments	Capital Expenditures for Intangible Assets					
			Total	Intangible Non-Produced Assets	Computer Software and Databases	Entertainment, Literary and Artistic Originals	Research and Development	Other Intangible Assets
		(1)	(2)	(3)	(4)	(5)	(6)	(7)
C243	Casting of metals	52	4,612	-	4,612	-	-	-
C251	Manufacture of structural metal products, tanks, reservoirs and steam generators	428	24	-	24	-	-	-
C252	Manufacture of weapons and ammunition	14	-	-	-	-	-	-
C259	Manufacture of other fabricated metal products; metal working service activities	761	134,284	-	134,284	-	-	-
C261	Manufacture of electronic components	145	41,062	6,886	34,176	-	-	-
C262	Manufacture of computers and peripheral equipment and accessories	32	2,329	-	2,329	-	-	-
C263	Manufacture of communication equipment	12	-	-	-	-	-	-
C264	Manufacture of consumer electronics	18	106	-	106	-	-	-
C265	Manufacture of measuring, testing, navigating and control equipment; watches and clocks	21	26	-	26	-	-	-
C267	Manufacture of optical instruments and photographic equipment	21	7,803	-	7,803	-	-	-
C271	Manufacture of electric motors, generators, transformers and electricity distribution and control apparatus	56	3,853	-	3,853	-	-	-
C272	Manufacture of batteries and accumulators	11	-	-	-	-	-	-
C273	Manufacture of wiring and wiring devices	57	59,852	46,822	13,029	-	-	-
C274	Manufacture of electric lighting equipment	38	1,717	-	1,717	-	-	-
C275	Manufacture of domestic appliances	44	-	-	-	-	-	-
C279	Manufacture of other electrical equipment	24	-	-	-	-	-	-
C281	Manufacture of general purpose machinery	132	437	-	437	-	-	-
C282	Manufacture of special purpose machinery	210	13,631	6,042	7,589	-	-	-
C291	Manufacture of motor vehicles	41	33,785	-	33,785	-	-	-
C292	Manufacture of bodies (coachwork) for motor vehicles; manufacture of trailers and semi-trailers	27	-	-	-	-	-	-
C293	Manufacture of parts and accessories for motor vehicles	115	101,253	70,524	30,729	-	-	-
C301	Building of ships and boats	32	3,112	-	3,112	-	-	-
C303	Manufacture of air and spacecraft and related machinery	9	-	-	-	-	-	-
C309	Manufacture of transport equipment, n.e.c.	73	4,282	75	4,207	-	-	-
C310	Manufacture of furniture	717	4,000	-	4,000	-	-	-
C321	Manufacture of jewelry, bijouterie and related articles	77	101	101	-	-	-	-
C322	Manufacture of musical instruments	3	-	-	-	-	-	-
C323	Manufacture of sports goods	23	-	-	-	-	-	-
C324	Manufacture of games and toys	31	-	-	-	-	-	-
C325	Manufacture of medical and dental instruments and supplies	48	84,216	82,982	1,235	-	-	-
C329	Other manufacturing, n.e.c.	214	-	-	-	-	-	-
C331	Repair of fabricated metal products, machinery and equipment	551	631	631	-	-	-	-
C332	Installation of industrial machinery and equipment	8	-	-	-	-	-	-

Continued

TABLE 7 - Continued

2009 PSIC Code	Region/ Industry Description	Number of Establishments	Capital Expenditures for Intangible Assets					
			Total	Intangible Non-Produced Assets	Computer Software and Databases	Entertainment, Literary and Artistic Originals	Research and Development	Other Intangible Assets
		(1)	(2)	(3)	(4)	(5)	(6)	(7)
	<b>National Capital Region</b>	<b>6,369</b>	<b>2,599,685</b>	<b>2,361,258</b>	<b>235,883</b>	<b>-</b>	<b>-</b>	<b>2,544</b>
C101	Processing and preserving of meat	37	-	-	-	-	-	-
C102	Processing and preserving of fish, crustaceans and mollusks	38	-	-	-	-	-	-
C103	Processing and preserving of fruits and vegetables	42	-	-	-	-	-	-
C104	Manufacture of vegetable and animal oils and fats	18	-	-	-	-	-	-
C105	Manufacture of dairy products	26	65,116	-	65,116	-	-	-
C106	Manufacture of grain mill products, starches and starch products	18	628	-	628	-	-	-
C107	Manufacture of other food products	1,093	852	39	813	-	-	-
C108	Manufacture of prepared animal feeds	12	-	-	-	-	-	-
C110	Manufacture of beverages	628	446,404	446,404	-	-	-	-
C120	Manufacture of tobacco products	6	-	-	-	-	-	-
C131	Spinning, weaving and finishing of textiles	42	-	-	-	-	-	-
C139	Manufacture of other textiles	128	-	-	-	-	-	-
C141	Manufacture of wearing apparel, except fur apparel	362	26,497	-	26,497	-	-	-
C142	Custom tailoring and dressmaking	156	-	-	-	-	-	-
C143	Manufacture of knitted and crocheted apparel	15	-	-	-	-	-	-
C151	Tanning and dressing of leather; manufacture of luggage and handbags	28	-	-	-	-	-	-
C152	Manufacture of footwear	78	-	-	-	-	-	-
C161	Sawmilling and planing of wood	9	-	-	-	-	-	-
C162	Manufacture of products of wood, cork, straw and plaiting materials	49	-	-	-	-	-	-
C170	Manufacture of paper and paper products	205	-	-	-	-	-	-
C181	Printing and service activities related to printing	999	1,125	-	1,125	-	-	-
C182	Reproduction of recorded media	4	-	-	-	-	-	-
C192	Manufacture of refined petroleum products	10	-	-	-	-	-	-
C199	Manufacture of other fuel products							
C201	Manufacture of basic chemicals	66	-	-	-	-	-	-
C202	Manufacture of other chemical products, n.e.c.	198	1,683,323	1,683,323	-	-	-	-
C203	Manufacture of man-made fibers							
C210	Manufacture of pharmaceuticals, medicinal chemical and botanical products	47	-	-	-	-	-	-
C221	Manufacture of rubber products	69	-	-	-	-	-	-
C222	Manufacture of plastic products	439	1,553	-	1,553	-	-	-
C231	Manufacture of glass and glass products	29	-	-	-	-	-	-
C239	Manufacture of non-metallic mineral products, n.e.c.	89	-	-	-	-	-	-
C241	Manufacture of basic iron and steel	100	231,158	231,138	20	-	-	-
C242	Manufacture of basic precious and other non-ferrous metals	6	25,443	-	22,899	-	-	2,544
C243	Casting of metals	20	-	-	-	-	-	-

Continued

TABLE 7 - *Continued*

2009 PSIC Code	Region/ Industry Description	Number of Establishments	Capital Expenditures for Intangible Assets					
			Total	Intangible Non-Produced Assets	Computer Software and Databases	Entertainment, Literary and Artistic Originals	Research and Development	Other Intangible Assets
		(1)	(2)	(3)	(4)	(5)	(6)	(7)
C251	Manufacture of structural metal products, tanks, reservoirs and steam generators	208	24	-	24	-	-	-
C252	Manufacture of weapons and ammunition	10	-	-	-	-	-	-
C259	Manufacture of other fabricated metal products; metal working service activities	282	112,505	-	112,505	-	-	-
C261	Manufacture of electronic components	14	-	-	-	-	-	-
C262	Manufacture of computers and peripheral equipment and accessories }	3	810	-	810	-	-	-
C263	Manufacture of communication equipment }							
C264	Manufacture of consumer electronics	5	-	-	-	-	-	-
C265	Manufacture of measuring, testing, navigating and control equipment; watches and clocks }	9	-	-	-	-	-	-
C267	Manufacture of optical instruments and photographic equipment }							
C271	Manufacture of electric motors, generators, transformers and electricity distribution and control apparatus	19	-	-	-	-	-	-
C272	Manufacture of batteries and accumulators	4	-	-	-	-	-	-
C273	Manufacture of wiring and wiring devices	22	-	-	-	-	-	-
C274	Manufacture of electric lighting equipment	12	-	-	-	-	-	-
C275	Manufacture of domestic appliances	20	-	-	-	-	-	-
C279	Manufacture of other electrical equipment	s	-	-	-	-	-	-
C281	Manufacture of general purpose machinery	59	-	-	-	-	-	-
C282	Manufacture of special purpose machinery	75	-	-	-	-	-	-
C291	Manufacture of motor vehicles	13	-	-	-	-	-	-
C292	Manufacture of bodies (coachwork) for motor vehicles; manufacture of trailers and semi-trailers	7	-	-	-	-	-	-
C293	Manufacture of parts and accessories for motor vehicles	22	-	-	-	-	-	-
C301	Building of ships and boats	10	-	-	-	-	-	-
C303	Manufacture of air and spacecraft and related machinery }	27	3,894	-	3,894	-	-	-
C309	Manufacture of transport equipment, n.e.c. }							
C310	Manufacture of furniture	203	-	-	-	-	-	-
C321	Manufacture of jewelry, bijouterie and related articles	14	-	-	-	-	-	-
C322	Manufacture of musical instruments	s	-	-	-	-	-	-
C323	Manufacture of sports goods	6	-	-	-	-	-	-
C324	Manufacture of games and toys	12	-	-	-	-	-	-
C325	Manufacture of medical and dental instruments and supplies	18	354	354	-	-	-	-
C329	Other manufacturing, n.e.c.	69	-	-	-	-	-	-
C331	Repair of fabricated metal products, machinery and equipment	147	-	-	-	-	-	-
C332	Installation of industrial machinery and equipment	s	-	-	-	-	-	-

*Continued*

TABLE 7 - Continued

2009 PSIC Code	Region/ Industry Description	Number of Establishments	Capital Expenditures for Intangible Assets					
			Total	Intangible Non-Produced Assets	Computer Software and Databases	Entertainment, Literary and Artistic Originals	Research and Development	Other Intangible Assets
			(1)	(2)	(3)	(4)	(5)	(6)
	<b>Cordillera Administrative Region</b>	<b>316</b>	<b>263</b>	-	<b>220</b>	<b>43</b>	-	-
C101	Processing and preserving of meat	s	-	-	-	-	-	-
C103	Processing and preserving of fruits and vegetables	3	-	-	-	-	-	-
C105	Manufacture of dairy products	s	-	-	-	-	-	-
C106	Manufacture of grain mill products, starches and starch products	37	-	-	-	-	-	-
C107	Manufacture of other food products	110	-	-	-	-	-	-
C110	Manufacture of beverages	50	-	-	-	-	-	-
C131	Spinning, weaving and finishing of textiles	16	-	-	-	-	-	-
C139	Manufacture of other textiles							
C141	Manufacture of wearing apparel, except fur apparel	s	-	-	-	-	-	-
C142	Custom tailoring and dressmaking	20	-	-	-	-	-	-
C162	Manufacture of products of wood, cork, straw and plaiting materials	s	-	-	-	-	-	-
C170	Manufacture of paper and paper products	s	-	-	-	-	-	-
C181	Printing and service activities related to printing	38	43	-	-	43	-	-
C201	Manufacture of basic chemicals	s	-	-	-	-	-	-
C202	Manufacture of other chemical products, n.e.c.	s	-	-	-	-	-	-
C221	Manufacture of rubber products	5	-	-	-	-	-	-
C222	Manufacture of plastic products							
C231	Manufacture of glass and glass products	s	-	-	-	-	-	-
C239	Manufacture of non-metallic mineral products, n.e.c.	s	-	-	-	-	-	-
C241	Manufacture of basic iron and steel	s	-	-	-	-	-	-
C242	Manufacture of basic precious and other non-ferrous metals	s	s	s	s	s	s	s
C251	Manufacture of structural metal products, tanks, reservoirs and steam generators	4	-	-	-	-	-	-
C259	Manufacture of other fabricated metal products; metal working service activities	5	-	-	-	-	-	-
C261	Manufacture of electronic components	4	-	-	-	-	-	-
C281	Manufacture of general purpose machinery	3	-	-	-	-	-	-
C282	Manufacture of special purpose machinery							
C303	Manufacture of air and spacecraft and related machinery	s	-	-	-	-	-	-
C310	Manufacture of furniture	s	-	-	-	-	-	-
C321	Manufacture of jewelry, bijouterie and related articles	s	-	-	-	-	-	-
C331	Repair of fabricated metal products, machinery and equipment	4	-	-	-	-	-	-
	<b>I - Ilocos Region</b>	<b>746</b>	-	-	-	-	-	-
C101	Processing and preserving of meat	14	-	-	-	-	-	-
C102	Processing and preserving of fish, crustaceans and mollusks	15	-	-	-	-	-	-

Continued

TABLE 7 - *Continued*

2009 PSIC Code	Region/ Industry Description	Number of Establishments	Capital Expenditures for Intangible Assets					
			Total	Intangible Non-Produced Assets	Computer Software and Databases	Entertainment, Literary and Artistic Originals	Research and Development	Other Intangible Assets
		(1)	(2)	(3)	(4)	(5)	(6)	(7)
C103	Processing and preserving of fruits and vegetables	s	-	-	-	-	-	-
C105	Manufacture of dairy products	s	-	-	-	-	-	-
C106	Manufacture of grain mill products, starches and starch products	61	-	-	-	-	-	-
C107	Manufacture of other food products	274	-	-	-	-	-	-
C108	Manufacture of prepared animal feeds	4	-	-	-	-	-	-
C110	Manufacture of beverages	126	-	-	-	-	-	-
C120	Manufacture of tobacco products	3	-	-	-	-	-	-
C131	Spinning, weaving and finishing of textiles	6	-	-	-	-	-	-
C141	Manufacture of wearing apparel, except fur apparel	3	-	-	-	-	-	-
C142	Custom tailoring and dressmaking	9	-	-	-	-	-	-
C162	Manufacture of products of wood, cork, straw and plaiting materials	12	-	-	-	-	-	-
C170	Manufacture of paper and paper products	s	-	-	-	-	-	-
C181	Printing and service activities related to printing	62	-	-	-	-	-	-
C201	Manufacture of basic chemicals	7	-	-	-	-	-	-
C202	Manufacture of other chemical products, n.e.c.		-	-	-	-	-	-
C210	Manufacture of pharmaceuticals, medicinal chemical and botanical products		s	-	-	-	-	-
C221	Manufacture of rubber products	s	-	-	-	-	-	-
C222	Manufacture of plastic products	s	-	-	-	-	-	-
C239	Manufacture of non-metallic mineral products, n.e.c.	26	-	-	-	-	-	-
C241	Manufacture of basic iron and steel	6	-	-	-	-	-	-
C251	Manufacture of structural metal products, tanks, reservoirs and steam generators	11	-	-	-	-	-	-
C259	Manufacture of other fabricated metal products; metal working service activities	17	-	-	-	-	-	-
C282	Manufacture of special purpose machinery	5	-	-	-	-	-	-
C292	Manufacture of bodies (coachwork) for motor vehicles; manufacture of trailers and semi-trailers	6	-	-	-	-	-	-
C293	Manufacture of parts and accessories for motor vehicles		-	-	-	-	-	-
C309	Manufacture of transport equipment, n.e.c.	s	-	-	-	-	-	-
C310	Manufacture of furniture	36	-	-	-	-	-	-
C321	Manufacture of jewelry, bijouterie and related articles	16	-	-	-	-	-	-
C324	Manufacture of games and toys		-	-	-	-	-	-
C329	Other manufacturing, n.e.c.		-	-	-	-	-	-
C331	Repair of fabricated metal products, machinery and equipment	21	-	-	-	-	-	-
	II - Cagayan Valley	403	-	-	-	-	-	-
C101	Processing and preserving of meat	4	-	-	-	-	-	-

*Continued*

TABLE 7 - *Continued*

2009 PSIC Code	Region/ Industry Description	Number of Establishments	Capital Expenditures for Intangible Assets					
			Total	Intangible Non-Produced Assets	Computer Software and Databases	Entertainment, Literary and Artistic Originals	Research and Development	Other Intangible Assets
		(1)	(2)	(3)	(4)	(5)	(6)	(7)
C102	Processing and preserving of fish, crustaceans and mollusks	s	-	-	-	-	-	-
C103	Processing and preserving of fruits and vegetables	3	-	-	-	-	-	-
C105	Manufacture of dairy products	s	-	-	-	-	-	-
C106	Manufacture of grain mill products, starches and starch products	39	-	-	-	-	-	-
C107	Manufacture of other food products	194	-	-	-	-	-	-
C108	Manufacture of prepared animal feeds	5	-	-	-	-	-	-
C110	Manufacture of beverages	46	-	-	-	-	-	-
C120	Manufacture of tobacco products	s	-	-	-	-	-	-
C131	Spinning, weaving and finishing of textiles	s	-	-	-	-	-	-
C139	Manufacture of other textiles	s	-	-	-	-	-	-
C142	Custom tailoring and dressmaking	7	-	-	-	-	-	-
C162	Manufacture of products of wood, cork, straw and plaiting materials	3	-	-	-	-	-	-
C181	Printing and service activities related to printing	37	-	-	-	-	-	-
C182	Reproduction of recorded media	s	-	-	-	-	-	-
C192	Manufacture of refined petroleum products	s	-	-	-	-	-	-
C199	Manufacture of other fuel products	s	-	-	-	-	-	-
C201	Manufacture of basic chemicals	s	-	-	-	-	-	-
C231	Manufacture of glass and glass products	15	-	-	-	-	-	-
C239	Manufacture of non-metallic mineral products, n.e.c.		-	-	-	-	-	-
C251	Manufacture of structural metal products, tanks, reservoirs and steam generators	4	-	-	-	-	-	-
C259	Manufacture of other fabricated metal products; metal working service activities	9	-	-	-	-	-	-
C282	Manufacture of special purpose machinery	3	-	-	-	-	-	-
C310	Manufacture of furniture	13	-	-	-	-	-	-
C321	Manufacture of jewelry, bijouterie and related articles	s	-	-	-	-	-	-
C329	Other manufacturing, n.e.c.	s	-	-	-	-	-	-
C331	Repair of fabricated metal products, machinery and equipment	9	-	-	-	-	-	-
	III - Central Luzon	2,456	178,644	87,658	90,987	-	-	-
C101	Processing and preserving of meat	79	-	-	-	-	-	-
C102	Processing and preserving of fish, crustaceans and mollusks	23	48,048	-	48,048	-	-	-
C103	Processing and preserving of fruits and vegetables	18	-	-	-	-	-	-
C104	Manufacture of vegetable and animal oils and fats	3	-	-	-	-	-	-
C105	Manufacture of dairy products	11	-	-	-	-	-	-
C106	Manufacture of grain mill products, starches and starch products	134	-	-	-	-	-	-

*Continued*

TABLE 7 - *Continued*

2009 PSIC Code	Region/ Industry Description	Number of Establishments	Capital Expenditures for Intangible Assets					
			Total	Intangible Non-Produced Assets	Computer Software and Databases	Entertainment, Literary and Artistic Originals	Research and Development	Other Intangible Assets
		(1)	(2)	(3)	(4)	(5)	(6)	(7)
C107	Manufacture of other food products	619	-	-	-	-	-	-
C108	Manufacture of prepared animal feeds	53	-	-	-	-	-	-
C110	Manufacture of beverages	260	-	-	-	-	-	-
C120	Manufacture of tobacco products	s	-	-	-	-	-	-
C131	Spinning, weaving and finishing of textiles	17	-	-	-	-	-	-
C139	Manufacture of other textiles	44	-	-	-	-	-	-
C141	Manufacture of wearing apparel, except fur apparel	154	654	-	654	-	-	-
C142	Custom tailoring and dressmaking	23	-	-	-	-	-	-
C143	Manufacture of knitted and crocheted apparel							
C151	Tanning and dressing of leather; manufacture of luggage and handbags	10	-	-	-	-	-	-
C152	Manufacture of footwear	11	4,110	-	4,110	-	-	-
C161	Sawmilling and planing of wood	33	272	-	272	-	-	-
C162	Manufacture of products of wood, cork, straw and plaiting materials							
C170	Manufacture of paper and paper products	33	-	-	-	-	-	-
C181	Printing and service activities related to printing	123	-	-	-	-	-	-
C192	Manufacture of refined petroleum products	3	-	-	-	-	-	-
C201	Manufacture of basic chemicals	19	4,399	4,399	-	-	-	-
C202	Manufacture of other chemical products, n.e.c.	29	-	-	-	-	-	-
C210	Manufacture of pharmaceuticals, medicinal chemical and botanical products	19	-	-	-	-	-	-
C221	Manufacture of rubber products	11	1,886	-	1,886	-	-	-
C222	Manufacture of plastic products	90	-	-	-	-	-	-
C231	Manufacture of glass and glass products	8	22	-	22	-	-	-
C239	Manufacture of non-metallic mineral products, n.e.c.	137	11,758	-	11,758	-	-	-
C241	Manufacture of basic iron and steel	47	-	-	-	-	-	-
C242	Manufacture of basic precious and other non-ferrous metals	5	1,012	-	1,012	-	-	-
C243	Casting of metals	5	-	-	-	-	-	-
C251	Manufacture of structural metal products, tanks, reservoirs and steam generators	49	-	-	-	-	-	-
C252	Manufacture of weapons and ammunition	37	-	-	-	-	-	-
C259	Manufacture of other fabricated metal products; metal working service activities							
C261	Manufacture of electronic components	15	12,566	-	12,566	-	-	-
C262	Manufacture of computers and peripheral equipment and accessories	5	1,520	-	1,520	-	-	-
C264	Manufacture of consumer electronics	4	106	-	106	-	-	-
C265	Manufacture of measuring, testing, navigating and control equipment; watches and clocks							
C271	Manufacture of electric motors, generators, transformers and electricity distribution and control apparatus	9	-	-	-	-	-	-

*Continued*



TABLE 7 - *Continued*

2009 PSIC Code	Region/ Industry Description	Number of Establishments	Capital Expenditures for Intangible Assets					
			Total	Intangible Non-Produced Assets	Computer Software and Databases	Entertainment, Literary and Artistic Originals	Research and Development	Other Intangible Assets
		(1)	(2)	(3)	(4)	(5)	(6)	(7)
C272	Manufacture of batteries and accumulators	3	-	-	-	-	-	-
C273	Manufacture of wiring and wiring devices	8	-	-	-	-	-	-
C274	Manufacture of electric lighting equipment	7	-	-	-	-	-	-
C275	Manufacture of domestic appliances	5	-	-	-	-	-	-
C279	Manufacture of other electrical equipment	5	-	-	-	-	-	-
C281	Manufacture of general purpose machinery	13	-	-	-	-	-	-
C282	Manufacture of special purpose machinery	17	4,427	-	4,427	-	-	-
C291	Manufacture of motor vehicles	4	-	-	-	-	-	-
C292	Manufacture of bodies (coachwork) for motor vehicles;							
	manufacture of trailers and semi-trailers							
C293	Manufacture of parts and accessories for motor vehicles	7	3,368	-	3,368	-	-	-
C301	Building of ships and boats	s	-	-	-	-	-	-
C303	Manufacture of air and spacecraft and related machinery	5	-	-	-	-	-	-
C309	Manufacture of transport equipment, n.e.c.	23	-	-	-	-	-	-
C310	Manufacture of furniture	94	-	-	-	-	-	-
C321	Manufacture of jewelry, bijouterie and related articles	13	-	-	-	-	-	-
C322	Manufacture of musical instruments	s	-	-	-	-	-	-
C323	Manufacture of sports goods	4	-	-	-	-	-	-
C324	Manufacture of games and toys	6	-	-	-	-	-	-
C325	Manufacture of medical and dental instruments and supplies	8	83,863	82,628	1,235	-	-	-
C329	Other manufacturing, n.e.c.	46	-	-	-	-	-	-
C331	Repair of fabricated metal products, machinery and equipment	43	631	631	-	-	-	-
C332	Installation of industrial machinery and equipment	s	-	-	-	-	-	-
	IVA - CALABARZON	4,340	278,548	149,911	126,773	-	-	1,863
C101	Processing and preserving of meat	51	-	-	-	-	-	-
C102	Processing and preserving of fish, crustaceans and mollusks	13	-	-	-	-	-	-
C103	Processing and preserving of fruits and vegetables	16	560	35	525	-	-	-
C104	Manufacture of vegetable and animal oils and fats	41	-	-	-	-	-	-
C105	Manufacture of dairy products	21	-	-	-	-	-	-
C106	Manufacture of grain mill products, starches and starch products	86	-	-	-	-	-	-
C107	Manufacture of other food products	1,144	8,233	-	6,369	-	-	1,863
C108	Manufacture of prepared animal feeds	79	-	-	-	-	-	-
C110	Manufacture of beverages	446	71,631	71,631	-	-	-	-
C120	Manufacture of tobacco products	3	-	-	-	-	-	-
C131	Spinning, weaving and finishing of textiles	10	-	-	-	-	-	-
C139	Manufacture of other textiles	35	1,290	-	1,290	-	-	-
C141	Manufacture of wearing apparel, except fur apparel	259	298	-	298	-	-	-

*Continued*

TABLE 7 - *Continued*

2009 PSIC Code	Region/ Industry Description	Number of Establishments	Capital Expenditures for Intangible Assets					
			Total	Intangible Non-Produced Assets	Computer Software and Databases	Entertainment, Literary and Artistic Originals	Research and Development	Other Intangible Assets
		(1)	(2)	(3)	(4)	(5)	(6)	(7)
C142	Custom tailoring and dressmaking	88	-	-	-	-	-	-
C143	Manufacture of knitted and crocheted apparel	3	-	-	-	-	-	-
C151	Tanning and dressing of leather; manufacture of luggage and handbags	6	-	-	-	-	-	-
C152	Manufacture of footwear	36	-	-	-	-	-	-
C161	Sawmilling and planing of wood	89	151	-	151	-	-	-
C162	Manufacture of products of wood, cork, straw and plaiting materials							
C170	Manufacture of paper and paper products							
C181	Printing and service activities related to printing	145	-	-	-	-	-	-
C182	Reproduction of recorded media	s	-	-	-	-	-	-
C192	Manufacture of refined petroleum products	6	-	-	-	-	-	-
C199	Manufacture of other fuel products							
C201	Manufacture of basic chemicals	37	2,832	-	2,832	-	-	-
C202	Manufacture of other chemical products, n.e.c.	89	-	-	-	-	-	-
C210	Manufacture of pharmaceuticals, medicinal chemical and botanical products	30	-	-	-	-	-	-
C221	Manufacture of rubber products	36	-	-	-	-	-	-
C222	Manufacture of plastic products	170	1,316	760	556	-	-	-
C231	Manufacture of glass and glass products	26	-	-	-	-	-	-
C239	Manufacture of non-metallic mineral products, n.e.c.	116	8,124	-	8,124	-	-	-
C241	Manufacture of basic iron and steel	79	203	-	203	-	-	-
C242	Manufacture of basic precious and other non-ferrous metals	9	-	-	-	-	-	-
C243	Casting of metals	15	2,987	-	2,987	-	-	-
C251	Manufacture of structural metal products, tanks, reservoirs and steam generators	102	-	-	-	-	-	-
C259	Manufacture of other fabricated metal products; metal working service activities	222	2,899	-	2,899	-	-	-
C261	Manufacture of electronic components	99	23,508	6,886	16,622	-	-	-
C262	Manufacture of computers and peripheral equipment and accessories	24	-	-	-	-	-	-
C263	Manufacture of communication equipment	8	-	-	-	-	-	-
C264	Manufacture of consumer electronics	10	-	-	-	-	-	-
C265	Manufacture of measuring, testing, navigating and control equipment; watches and clocks	6	26	-	26	-	-	-
C267	Manufacture of optical instruments and photographic equipment	7	532	-	532	-	-	-
C271	Manufacture of electric motors, generators, transformers and electricity distribution and control apparatus	25	3,853	-	3,853	-	-	-
C272	Manufacture of batteries and accumulators	4	-	-	-	-	-	-
C273	Manufacture of wiring and wiring devices	24	13,029	-	13,029	-	-	-
C274	Manufacture of electric lighting equipment	15	1,717	-	1,717	-	-	-

*Continued*

TABLE 7 - *Continued*

2009 PSIC Code	Region/ Industry Description	Number of Establishments	Capital Expenditures for Intangible Assets					
			Total	Intangible Non-Produced Assets	Computer Software and Databases	Entertainment, Literary and Artistic Originals	Research and Development	Other Intangible Assets
		(1)	(2)	(3)	(4)	(5)	(6)	(7)
C275	Manufacture of domestic appliances	14	-	-	-	-	-	-
C279	Manufacture of other electrical equipment	12	-	-	-	-	-	-
C281	Manufacture of general purpose machinery	48	140	-	140	-	-	-
C282	Manufacture of special purpose machinery	76	3,162	-	3,162	-	-	-
C291	Manufacture of motor vehicles	13	33,785	-	33,785	-	-	-
C292	Manufacture of bodies (coachwork) for motor vehicles; manufacture of trailers and semi-trailers	14	-	-	-	-	-	-
C293	Manufacture of parts and accessories for motor vehicles	71	97,885	70,524	27,361	-	-	-
C301	Building of ships and boats	5	-	-	-	-	-	-
C303	Manufacture of air and spacecraft and related machinery	19	388	75	313	-	-	-
C309	Manufacture of transport equipment, n.e.c.							
C310	Manufacture of furniture	92	-	-	-	-	-	-
C321	Manufacture of jewelry, bijouterie and related articles	5	-	-	-	-	-	-
C323	Manufacture of sports goods	9	-	-	-	-	-	-
C324	Manufacture of games and toys	6	-	-	-	-	-	-
C325	Manufacture of medical and dental instruments and supplies	16	-	-	-	-	-	-
C329	Other manufacturing, n.e.c.	27	-	-	-	-	-	-
C331	Repair of fabricated metal products, machinery and equipment	116	-	-	-	-	-	-
	<b>MIMAROPA</b>	<b>353</b>	-	-	-	-	-	-
C101	Processing and preserving of meat	s	-	-	-	-	-	-
C103	Processing and preserving of fruits and vegetables	s	-	-	-	-	-	-
C104	Manufacture of vegetable and animal oils and fats	3	-	-	-	-	-	-
C105	Manufacture of dairy products	s	-	-	-	-	-	-
C106	Manufacture of grain mill products, starches and starch products	89	-	-	-	-	-	-
C107	Manufacture of other food products	113	-	-	-	-	-	-
C110	Manufacture of beverages	61	-	-	-	-	-	-
C131	Spinning, weaving and finishing of textiles	s	-	-	-	-	-	-
C142	Custom tailoring and dressmaking	4	-	-	-	-	-	-
C151	Tanning and dressing of leather; manufacture of luggage and handbags	s	-	-	-	-	-	-
C162	Manufacture of products of wood, cork, straw and plaiting materials	s	-	-	-	-	-	-
C181	Printing and service activities related to printing	28	-	-	-	-	-	-
C192	Manufacture of refined petroleum products	s	-	-	-	-	-	-
C201	Manufacture of basic chemicals	5	-	-	-	-	-	-
C202	Manufacture of other chemical products, n.e.c.							
C210	Manufacture of pharmaceuticals, medicinal chemical and botanical products	s	-	-	-	-	-	-

*Continued*

TABLE 7 - *Continued*

2009 PSIC Code	Region/ Industry Description	Number of Establishments	Capital Expenditures for Intangible Assets					
			Total	Intangible Non-Produced Assets	Computer Software and Databases	Entertainment, Literary and Artistic Originals	Research and Development	Other Intangible Assets
		(1)	(2)	(3)	(4)	(5)	(6)	(7)
C222	Manufacture of plastic products	s	-	-	-	-	-	-
C239	Manufacture of non-metallic mineral products, n.e.c.	24	-	-	-	-	-	-
C242	Manufacture of basic precious and other non-ferrous metals	s	-	-	-	-	-	-
C259	Manufacture of other fabricated metal products; metal working service activities	6	-	-	-	-	-	-
C282	Manufacture of special purpose machinery	s	-	-	-	-	-	-
C310	Manufacture of furniture	4	-	-	-	-	-	-
C331	Repair of fabricated metal products, machinery and equipment	5	-	-	-	-	-	-
	<b>V - Bicol Region</b>	<b>760</b>	<b>74,403</b>	<b>-</b>	<b>66,963</b>	<b>-</b>	<b>-</b>	<b>7,440</b>
C101	Processing and preserving of meat	15	-	-	-	-	-	-
C102	Processing and preserving of fish, crustaceans and mollusks	24	-	-	-	-	-	-
C103	Processing and preserving of fruits and vegetables	7	-	-	-	-	-	-
C104	Manufacture of vegetable and animal oils and fats	7	-	-	-	-	-	-
C105	Manufacture of dairy products	4	-	-	-	-	-	-
C106	Manufacture of grain mill products, starches and starch products	127	-	-	-	-	-	-
C107	Manufacture of other food products	261	-	-	-	-	-	-
C108	Manufacture of prepared animal feeds	5	-	-	-	-	-	-
C110	Manufacture of beverages	84	-	-	-	-	-	-
C120	Manufacture of tobacco products	s	-	-	-	-	-	-
C131	Spinning, weaving and finishing of textiles	4	-	-	-	-	-	-
C139	Manufacture of other textiles	10	-	-	-	-	-	-
C141	Manufacture of wearing apparel, except fur apparel	34	-	-	-	-	-	-
C142	Custom tailoring and dressmaking							
C152	Manufacture of footwear	s	-	-	-	-	-	-
C162	Manufacture of products of wood, cork, straw and plaiting materials	19	-	-	-	-	-	-
C170	Manufacture of paper and paper products	s	-	-	-	-	-	-
C181	Printing and service activities related to printing	63	-	-	-	-	-	-
C192	Manufacture of refined petroleum products	s	-	-	-	-	-	-
C201	Manufacture of basic chemicals	3	-	-	-	-	-	-
C210	Manufacture of pharmaceuticals, medicinal chemical and botanical products	s	-	-	-	-	-	-
C231	Manufacture of glass and glass products	19	-	-	-	-	-	-
C239	Manufacture of non-metallic mineral products, n.e.c.							
C241	Manufacture of basic iron and steel	5	74,403	-	66,963	-	-	7,440
C242	Manufacture of basic precious and other non-ferrous metals							

*Continued*

TABLE 7 - *Continued*

2009 PSIC Code	Region/ Industry Description	Number of Establishments	Capital Expenditures for Intangible Assets					
			Total	Intangible Non-Produced Assets	Computer Software and Databases	Entertainment, Literary and Artistic Originals	Research and Development	Other Intangible Assets
		(1)	(2)	(3)	(4)	(5)	(6)	(7)
C251	Manufacture of structural metal products, tanks, reservoirs and steam generators	4	-	-	-	-	-	-
C259	Manufacture of other fabricated metal products; metal working service activities	22	-	-	-	-	-	-
C282	Manufacture of special purpose machinery	3	-	-	-	-	-	-
C293	Manufacture of parts and accessories for motor vehicles	s	-	-	-	-	-	-
C310	Manufacture of furniture	14	-	-	-	-	-	-
C329	Other manufacturing, n.e.c.	9	-	-	-	-	-	-
C331	Repair of fabricated metal products, machinery and equipment	9	-	-	-	-	-	-
	<b>VI - Western Visayas</b>	<b>1,208</b>	<b>231</b>	<b>-</b>	<b>115</b>	<b>-</b>	<b>115</b>	<b>-</b>
C101	Processing and preserving of meat	15	-	-	-	-	-	-
C102	Processing and preserving of fish, crustaceans and mollusks	20	-	-	-	-	-	-
C103	Processing and preserving of fruits and vegetables	3	-	-	-	-	-	-
C104	Manufacture of vegetable and animal oils and fats	3	-	-	-	-	-	-
C105	Manufacture of dairy products	4	-	-	-	-	-	-
C106	Manufacture of grain mill products, starches and starch products	77	-	-	-	-	-	-
C107	Manufacture of other food products	594	231	-	115	-	115	-
C108	Manufacture of prepared animal feeds	3	-	-	-	-	-	-
C110	Manufacture of beverages	180	-	-	-	-	-	-
C131	Spinning, weaving and finishing of textiles	5	-	-	-	-	-	-
C139	Manufacture of other textiles	3	-	-	-	-	-	-
C141	Manufacture of wearing apparel, except fur apparel	12	-	-	-	-	-	-
C142	Custom tailoring and dressmaking	28	-	-	-	-	-	-
C161	Sawmilling and planing of wood	11	-	-	-	-	-	-
C162	Manufacture of products of wood, cork, straw and plaiting materials							
C170	Manufacture of paper and paper products							
C181	Printing and service activities related to printing	79	-	-	-	-	-	-
C199	Manufacture of other fuel products	s	-	-	-	-	-	-
C201	Manufacture of basic chemicals	10	-	-	-	-	-	-
C202	Manufacture of other chemical products, n.e.c.	3	-	-	-	-	-	-
C210	Manufacture of pharmaceuticals, medicinal chemical and botanical products	4	-	-	-	-	-	-
C222	Manufacture of plastic products	8	-	-	-	-	-	-
C231	Manufacture of glass and glass products	49	-	-	-	-	-	-
C239	Manufacture of non-metallic mineral products, n.e.c.							
C241	Manufacture of basic iron and steel							
C243	Casting of metals	8	-	-	-	-	-	-

*Continued*

TABLE 7 - *Continued*

2009 PSIC Code	Region/ Industry Description	Number of Establishments	Capital Expenditures for Intangible Assets					
			Total	Intangible Non-Produced Assets	Computer Software and Databases	Entertainment, Literary and Artistic Originals	Research and Development	Other Intangible Assets
		(1)	(2)	(3)	(4)	(5)	(6)	(7)
C251	Manufacture of structural metal products, tanks, reservoirs and steam generators	4	-	-	-	-	-	-
C259	Manufacture of other fabricated metal products; metal working service activities	12	-	-	-	-	-	-
C273	Manufacture of wiring and wiring devices	s	-	-	-	-	-	-
C275	Manufacture of domestic appliances	s	-	-	-	-	-	-
C282	Manufacture of special purpose machinery	4	-	-	-	-	-	-
C310	Manufacture of furniture	44	-	-	-	-	-	-
C329	Other manufacturing, n.e.c.	5	-	-	-	-	-	-
C331	Repair of fabricated metal products, machinery and equipment	19	-	-	-	-	-	-
	<b>VII - Central Visayas</b>	<b>2,853</b>	<b>163,772</b>	<b>128,013</b>	<b>27,518</b>	<b>-</b>	<b>-</b>	<b>8,241</b>
C101	Processing and preserving of meat	28	-	-	-	-	-	-
C102	Processing and preserving of fish, crustaceans and mollusks	36	-	-	-	-	-	-
C103	Processing and preserving of fruits and vegetables	15	-	-	-	-	-	-
C104	Manufacture of vegetable and animal oils and fats	11	-	-	-	-	-	-
C105	Manufacture of dairy products	7	-	-	-	-	-	-
C106	Manufacture of grain mill products, starches and starch products	40	-	-	-	-	-	-
C107	Manufacture of other food products	1,297	-	-	-	-	-	-
C108	Manufacture of prepared animal feeds	10	-	-	-	-	-	-
C110	Manufacture of beverages	367	-	-	-	-	-	-
C131	Spinning, weaving and finishing of textiles	3	-	-	-	-	-	-
C139	Manufacture of other textiles	18	-	-	-	-	-	-
C141	Manufacture of wearing apparel, except fur apparel	43	2,156	-	2,156	-	-	-
C142	Custom tailoring and dressmaking	24	-	-	-	-	-	-
C151	Tanning and dressing of leather; manufacture of luggage and handbags	s	-	-	-	-	-	-
C152	Manufacture of footwear	14	-	-	-	-	-	-
C161	Sawmilling and planing of wood	29	-	-	-	-	-	-
C162	Manufacture of products of wood, cork, straw and plaiting materials							
C170	Manufacture of paper and paper products	24	-	-	-	-	-	-
C181	Printing and service activities related to printing	222	-	-	-	-	-	-
C199	Manufacture of other fuel products	s	-	-	-	-	-	-
C201	Manufacture of basic chemicals	19	-	-	-	-	-	-
C202	Manufacture of other chemical products, n.e.c.	36	86,744	78,016	487	-	-	8,241
C203	Manufacture of man-made fibers							
C210	Manufacture of pharmaceuticals, medicinal chemical and botanical products							
		8	-	-	-	-	-	-

*Continued*

TABLE 7 - *Continued*

2009 PSIC Code	Region/ Industry Description	Number of Establishments	Capital Expenditures for Intangible Assets					
			Total	Intangible Non-Produced Assets	Computer Software and Databases	Entertainment, Literary and Artistic Originals	Research and Development	Other Intangible Assets
			(1)	(2)	(3)	(4)	(5)	(6)
C221	Manufacture of rubber products	9	265	-	265	-	-	-
C222	Manufacture of plastic products	70	-	-	-	-	-	-
C231	Manufacture of glass and glass products	9	-	-	-	-	-	-
C239	Manufacture of non-metallic mineral products, n.e.c.	76	1,497	-	1,497	-	-	-
C241	Manufacture of basic iron and steel	27	-	-	-	-	-	-
C242	Manufacture of basic precious and other non-ferrous metals							
C243	Casting of metals							
C251	Manufacture of structural metal products, tanks, reservoirs and steam generators	19	-	-	-	-	-	-
C252	Manufacture of weapons and ammunition	s	-	-	-	-	-	-
C259	Manufacture of other fabricated metal products; metal working service activities	47	1,826	-	1,826	-	-	-
C261	Manufacture of electronic components	13	4,988	-	4,988	-	-	-
C262	Manufacture of computers and peripheral equipment and accessories	4	-	-	-	-	-	-
C263	Manufacture of communication equipment							
C265	Manufacture of measuring, testing, navigating and control equipment; watches and clocks							
C267	Manufacture of optical instruments and photographic equipment	5	-	-	-	-	-	-
		13	7,271	-	7,271	-	-	-
C271	Manufacture of electric motors, generators, transformers and electricity distribution and control apparatus	3	-	-	-	-	-	-
C273	Manufacture of wiring and wiring devices	s	s	s	s	s	s	s
C274	Manufacture of electric lighting equipment	4	-	-	-	-	-	-
C275	Manufacture of domestic appliances	3	-	-	-	-	-	-
C281	Manufacture of general purpose machinery	8	297	-	297	-	-	-
C282	Manufacture of special purpose machinery	7	3,074	3,074	-	-	-	-
C291	Manufacture of motor vehicles	8	-	-	-	-	-	-
C292	Manufacture of bodies (coachwork) for motor vehicles; manufacture of trailers and semi-trailers	10	-	-	-	-	-	-
C293	Manufacture of parts and accessories for motor vehicles							
C301	Building of ships and boats	6	3,112	-	3,112	-	-	-
C309	Manufacture of transport equipment, n.e.c.	s	-	-	-	-	-	-
C310	Manufacture of furniture	133	4,000	-	4,000	-	-	-
C321	Manufacture of jewelry, bijouterie and related articles	37	101	101	-	-	-	-
C322	Manufacture of musical instruments	s	-	-	-	-	-	-
C323	Manufacture of sports goods	s	-	-	-	-	-	-
C324	Manufacture of games and toys	3	-	-	-	-	-	-
C325	Manufacture of medical and dental instruments and supplies	5	-	-	-	-	-	-
C329	Other manufacturing, n.e.c.	18	-	-	-	-	-	-

*Continued*

TABLE 7 - *Continued*

2009 PSIC Code	Region/ Industry Description	Number of Establishments	Capital Expenditures for Intangible Assets					
			Total	Intangible Non-Produced Assets	Computer Software and Databases	Entertainment, Literary and Artistic Originals	Research and Development	Other Intangible Assets
		(1)	(2)	(3)	(4)	(5)	(6)	(7)
C331	Repair of fabricated metal products, machinery and equipment	54	-	-	-	-	-	-
	<b>VIII - Eastern Visayas</b>	<b>871</b>	-	-	-	-	-	-
C101	Processing and preserving of meat	s	-	-	-	-	-	-
C102	Processing and preserving of fish, crustaceans and mollusks	3	-	-	-	-	-	-
C103	Processing and preserving of fruits and vegetables	s	-	-	-	-	-	-
C104	Manufacture of vegetable and animal oils and fats	6	-	-	-	-	-	-
C106	Manufacture of grain mill products, starches and starch products	97	-	-	-	-	-	-
C107	Manufacture of other food products	529	-	-	-	-	-	-
C110	Manufacture of beverages	108	-	-	-	-	-	-
C139	Manufacture of other textiles	s	-	-	-	-	-	-
C142	Custom tailoring and dressmaking	3	-	-	-	-	-	-
C162	Manufacture of products of wood, cork, straw and plaiting materials	s	-	-	-	-	-	-
C170	Manufacture of paper and paper products	3	-	-	-	-	-	-
C181	Printing and service activities related to printing	36	-	-	-	-	-	-
C192	Manufacture of refined petroleum products	s	-	-	-	-	-	-
C201	Manufacture of basic chemicals	7	-	-	-	-	-	-
C202	Manufacture of other chemical products, n.e.c.							
C210	Manufacture of pharmaceuticals, medicinal chemical and botanical products	s	-	-	-	-	-	-
C221	Manufacture of rubber products	s	-	-	-	-	-	-
C222	Manufacture of plastic products	s	-	-	-	-	-	-
C231	Manufacture of glass and glass products	6	-	-	-	-	-	-
C239	Manufacture of non-metallic mineral products, n.e.c.	18	-	-	-	-	-	-
C242	Manufacture of basic precious and other non-ferrous metals	s	-	-	-	-	-	-
C243	Casting of metals	s	-	-	-	-	-	-
C251	Manufacture of structural metal products, tanks, reservoirs and steam generators	s	-	-	-	-	-	-
C259	Manufacture of other fabricated metal products; metal working service activities	18	-	-	-	-	-	-
C273	Manufacture of wiring and wiring devices	s	-	-	-	-	-	-
C282	Manufacture of special purpose machinery	s	-	-	-	-	-	-
C310	Manufacture of furniture	9	-	-	-	-	-	-
C329	Other manufacturing, n.e.c.	7	-	-	-	-	-	-
C331	Repair of fabricated metal products, machinery and equipment	6	-	-	-	-	-	-

*Continued*



TABLE 7 - *Continued*

2009 PSIC Code	Region/ Industry Description	Number of Establishments	Capital Expenditures for Intangible Assets					
			Total	Intangible Non-Produced Assets	Computer Software and Databases	Entertainment, Literary and Artistic Originals	Research and Development	Other Intangible Assets
			(1)	(2)	(3)	(4)	(5)	(6)
	<b>IX - Zamboanga Peninsula</b>	<b>522</b>	<b>5,145</b>	-	<b>5,145</b>	-	-	-
C101	Processing and preserving of meat	6	-	-	-	-	-	-
C102	Processing and preserving of fish, crustaceans and mollusks	23	-	-	-	-	-	-
C103	Processing and preserving of fruits and vegetables	s	-	-	-	-	-	-
C104	Manufacture of vegetable and animal oils and fats	4	-	-	-	-	-	-
C105	Manufacture of dairy products	s	-	-	-	-	-	-
C106	Manufacture of grain mill products, starches and starch products	79	-	-	-	-	-	-
C107	Manufacture of other food products	244	-	-	-	-	-	-
C108	Manufacture of prepared animal feeds	s	-	-	-	-	-	-
C110	Manufacture of beverages	53	-	-	-	-	-	-
C142	Custom tailoring and dressmaking	10	-	-	-	-	-	-
C161	Sawmilling and planing of wood	3	-	-	-	-	-	-
C162	Manufacture of products of wood, cork, straw and plaiting materials							
C181	Printing and service activities related to printing	33	-	-	-	-	-	-
C202	Manufacture of other chemical products, n.e.c.	s	-	-	-	-	-	-
C221	Manufacture of rubber products	5	-	-	-	-	-	-
C222	Manufacture of plastic products	3	-	-	-	-	-	-
C231	Manufacture of glass and glass products	12	-	-	-	-	-	-
C239	Manufacture of non-metallic mineral products, n.e.c.							
C241	Manufacture of basic iron and steel	s	-	-	-	-	-	-
C251	Manufacture of structural metal products, tanks, reservoirs and steam generators	s	-	-	-	-	-	-
C259	Manufacture of other fabricated metal products; metal working service activities	5	5,145	-	5,145	-	-	-
C301	Building of ships and boats	s	-	-	-	-	-	-
C310	Manufacture of furniture	13	-	-	-	-	-	-
C324	Manufacture of games and toys	7	-	-	-	-	-	-
C329	Other manufacturing, n.e.c.							
C331	Repair of fabricated metal products, machinery and equipment	14	-	-	-	-	-	-
	<b>X - Northern Mindanao</b>	<b>774</b>	<b>22,192</b>	<b>16,628</b>	<b>5,565</b>	-	-	-
C101	Processing and preserving of meat	14	-	-	-	-	-	-
C102	Processing and preserving of fish, crustaceans and mollusks	s	-	-	-	-	-	-
C103	Processing and preserving of fruits and vegetables	12	-	-	-	-	-	-
C104	Manufacture of vegetable and animal oils and fats	10	-	-	-	-	-	-
C105	Manufacture of dairy products	6	-	-	-	-	-	-

*Continued*

TABLE 7 - *Continued*

2009 PSIC Code	Region/ Industry Description	Number of Establishments	Capital Expenditures for Intangible Assets					
			Total	Intangible Non-Produced Assets	Computer Software and Databases	Entertainment, Literary and Artistic Originals	Research and Development	Other Intangible Assets
			(1)	(2)	(3)	(4)	(5)	(6)
C106	Manufacture of grain mill products, starches and starch products	85	-	-	-	-	-	-
C107	Manufacture of other food products	311	4,796	-	4,796	-	-	-
C108	Manufacture of prepared animal feeds	6	-	-	-	-	-	-
C110	Manufacture of beverages	51	12,406	12,406	-	-	-	-
C139	Manufacture of other textiles	s	-	-	-	-	-	-
C141	Manufacture of wearing apparel, except fur apparel	4	-	-	-	-	-	-
C142	Custom tailoring and dressmaking	25	-	-	-	-	-	-
C152	Manufacture of footwear	s	-	-	-	-	-	-
C161	Sawmilling and planing of wood	21	-	-	-	-	-	-
C162	Manufacture of products of wood, cork, straw and plaiting materials	9	-	-	-	-	-	-
C170	Manufacture of paper and paper products	8	-	-	-	-	-	-
C181	Printing and service activities related to printing	70	-	-	-	-	-	-
C192	Manufacture of refined petroleum products	s	-	-	-	-	-	-
C201	Manufacture of basic chemicals	10	164	-	164	-	-	-
C202	Manufacture of other chemical products, n.e.c.	4	133	-	133	-	-	-
C210	Manufacture of pharmaceuticals, medicinal chemical and botanical products	s	-	-	-	-	-	-
C221	Manufacture of rubber products	s	-	-	-	-	-	-
C222	Manufacture of plastic products	5	1,719	1,254	465	-	-	-
C231	Manufacture of glass and glass products	27	-	-	-	-	-	-
C239	Manufacture of non-metallic mineral products, n.e.c.		-	-	-	-	-	-
C241	Manufacture of basic iron and steel	11	-	-	-	-	-	-
C243	Casting of metals	s	s	s	s	s	s	s
C251	Manufacture of structural metal products, tanks, reservoirs and steam generators	5	-	-	-	-	-	-
C252	Manufacture of weapons and ammunition	s	-	-	-	-	-	-
C259	Manufacture of other fabricated metal products; metal working service activities	11	-	-	-	-	-	-
C282	Manufacture of special purpose machinery	4	2,968	2,968	-	-	-	-
C291	Manufacture of motor vehicles	4	-	-	-	-	-	-
C292	Manufacture of bodies (coachwork) for motor vehicles; manufacture of trailers and semi-trailers	s	-	-	-	-	-	-
C310	Manufacture of furniture	13	-	-	-	-	-	-
C321	Manufacture of jewelry, bijouterie and related articles	3	-	-	-	-	-	-
C324	Manufacture of games and toys		-	-	-	-	-	-
C325	Manufacture of medical and dental instruments and supplies		-	-	-	-	-	-
C329	Other manufacturing, n.e.c.		-	-	-	-	-	-
C331	Repair of fabricated metal products, machinery and equipment	28	-	-	-	-	-	-

*Continued*

TABLE 7 - *Continued*

2009 PSIC Code	Region/ Industry Description	Number of Establishments	Capital Expenditures for Intangible Assets					
			Total	Intangible Non-Produced Assets	Computer Software and Databases	Entertainment, Literary and Artistic Originals	Research and Development	Other Intangible Assets
			(1)	(2)	(3)	(4)	(5)	(6)
	<b>XI - Davao Region</b>	<b>1,173</b>	<b>73,075</b>	-	<b>71,244</b>	-	<b>1,831</b>	-
C101	Processing and preserving of meat	14	1,021	-	1,021	-	-	-
C102	Processing and preserving of fish, crustaceans and mollusks	3	-	-	-	-	-	-
C103	Processing and preserving of fruits and vegetables	15	-	-	-	-	-	-
C104	Manufacture of vegetable and animal oils and fats	19	-	-	-	-	-	-
C105	Manufacture of dairy products	3	-	-	-	-	-	-
C106	Manufacture of grain mill products, starches and starch products	70	-	-	-	-	-	-
C107	Manufacture of other food products	551	72,054	-	70,223	-	1,831	-
C108	Manufacture of prepared animal feeds	11	-	-	-	-	-	-
C110	Manufacture of beverages	64	-	-	-	-	-	-
C120	Manufacture of tobacco products	s	-	-	-	-	-	-
C131	Spinning, weaving and finishing of textiles	4	-	-	-	-	-	-
C139	Manufacture of other textiles	9	-	-	-	-	-	-
C141	Manufacture of wearing apparel, except fur apparel	4	-	-	-	-	-	-
C142	Custom tailoring and dressmaking	53	-	-	-	-	-	-
C152	Manufacture of footwear	4	-	-	-	-	-	-
C161	Sawmilling and planing of wood	22	-	-	-	-	-	-
C162	Manufacture of products of wood, cork, straw and plaiting materials							
C170	Manufacture of paper and paper products	13	-	-	-	-	-	-
C181	Printing and service activities related to printing	78	-	-	-	-	-	-
C192	Manufacture of refined petroleum products	s	-	-	-	-	-	-
C201	Manufacture of basic chemicals	11	-	-	-	-	-	-
C202	Manufacture of other chemical products, n.e.c.	17	-	-	-	-	-	-
C210	Manufacture of pharmaceuticals, medicinal chemical and botanical products	4	-	-	-	-	-	-
C221	Manufacture of rubber products	4	-	-	-	-	-	-
C222	Manufacture of plastic products	28	-	-	-	-	-	-
C231	Manufacture of glass and glass products	4	-	-	-	-	-	-
C239	Manufacture of non-metallic mineral products, n.e.c.	20	-	-	-	-	-	-
C241	Manufacture of basic iron and steel	17	-	-	-	-	-	-
C242	Manufacture of basic precious and other non-ferrous metals	4	-	-	-	-	-	-
C243	Casting of metals	s	-	-	-	-	-	-
C251	Manufacture of structural metal products, tanks, reservoirs and steam generators	12	-	-	-	-	-	-
C252	Manufacture of weapons and ammunition	s	-	-	-	-	-	-
C259	Manufacture of other fabricated metal products; metal working service activities	23	-	-	-	-	-	-

*Continued*

TABLE 7 - Continued

2009 PSIC Code	Region/ Industry Description	Number of Establishments	Capital Expenditures for Intangible Assets					
			Total	Intangible Non-Produced Assets	Computer Software and Databases	Entertainment, Literary and Artistic Originals	Research and Development	Other Intangible Assets
		(1)	(2)	(3)	(4)	(5)	(6)	(7)
C265	Manufacture of measuring, testing, navigating and control equipment; watches and clocks	s	-	-	-	-	-	-
C275	Manufacture of domestic appliances	s	-	-	-	-	-	-
C279	Manufacture of other electrical equipment	s	-	-	-	-	-	-
C281	Manufacture of general purpose machinery	3	-	-	-	-	-	-
C282	Manufacture of special purpose machinery	6	-	-	-	-	-	-
C291	Manufacture of motor vehicles	s	-	-	-	-	-	-
C293	Manufacture of parts and accessories for motor vehicles	s	-	-	-	-	-	-
C301	Building of ships and boats	}	3	-	-	-	-	-
C309	Manufacture of transport equipment, n.e.c.							
C310	Manufacture of furniture	27	-	-	-	-	-	-
C321	Manufacture of jewelry, bijouterie and related articles	s	-	-	-	-	-	-
C329	Other manufacturing, n.e.c.	6	-	-	-	-	-	-
C331	Repair of fabricated metal products, machinery and equipment	37	-	-	-	-	-	-
	<b>XII - SOCCSKSARGEN</b>	<b>629</b>	<b>11,917</b>	<b>9</b>	<b>11,909</b>	<b>-</b>	<b>-</b>	<b>-</b>
C101	Processing and preserving of meat	9	9	9	-	-	-	-
C102	Processing and preserving of fish, crustaceans and mollusks	24	-	-	-	-	-	-
C103	Processing and preserving of fruits and vegetables	3	-	-	-	-	-	-
C104	Manufacture of vegetable and animal oils and fats	5	-	-	-	-	-	-
C105	Manufacture of dairy products	s	-	-	-	-	-	-
C106	Manufacture of grain mill products, starches and starch products	110	-	-	-	-	-	-
C107	Manufacture of other food products	203	-	-	-	-	-	-
C108	Manufacture of prepared animal feeds	5	-	-	-	-	-	-
C110	Manufacture of beverages	37	-	-	-	-	-	-
C131	Spinning, weaving and finishing of textiles	}	3	-	-	-	-	-
C139	Manufacture of other textiles							
C141	Manufacture of wearing apparel, except fur apparel	4	-	-	-	-	-	-
C142	Custom tailoring and dressmaking	8	-	-	-	-	-	-
C152	Manufacture of footwear	s	-	-	-	-	-	-
C161	Sawmilling and planing of wood	3	-	-	-	-	-	-
C162	Manufacture of products of wood, cork, straw and plaiting materials	5	-	-	-	-	-	-
C170	Manufacture of paper and paper products	s	-	-	-	-	-	-
C181	Printing and service activities related to printing	70	-	-	-	-	-	-
C192	Manufacture of refined petroleum products	s	-	-	-	-	-	-
C201	Manufacture of basic chemicals	4	-	-	-	-	-	-
C202	Manufacture of other chemical products, n.e.c.	5	-	-	-	-	-	-

Continued

TABLE 7 - *Continued*

2009 PSIC Code	Region/ Industry Description	Number of Establishments	Capital Expenditures for Intangible Assets					
			Total	Intangible Non-Produced Assets	Computer Software and Databases	Entertainment, Literary and Artistic Originals	Research and Development	Other Intangible Assets
			(1)	(2)	(3)	(4)	(5)	(6)
C210	Manufacture of pharmaceuticals, medicinal chemical and botanical products	s	-	-	-	-	-	-
C221	Manufacture of rubber products	5	-	-	-	-	-	-
C222	Manufacture of plastic products	s	-	-	-	-	-	-
C231	Manufacture of glass and glass products	20	-	-	-	-	-	-
C239	Manufacture of non-metallic mineral products, n.e.c.		-	-	-	-	-	-
C241	Manufacture of basic iron and steel	4	-	-	-	-	-	-
C243	Casting of metals	s	-	-	-	-	-	-
C251	Manufacture of structural metal products, tanks, reservoirs and steam generators	4	-	-	-	-	-	-
C259	Manufacture of other fabricated metal products; metal working service activities	38	11,909	-	11,909	-	-	-
C282	Manufacture of special purpose machinery	4	-	-	-	-	-	-
C301	Building of ships and boats	3	-	-	-	-	-	-
C309	Manufacture of transport equipment, n.e.c.		-	-	-	-	-	-
C310	Manufacture of furniture	11	-	-	-	-	-	-
C323	Manufacture of sports goods	s	-	-	-	-	-	-
C331	Repair of fabricated metal products, machinery and equipment	31	-	-	-	-	-	-
	<b>XIII - Caraga</b>	<b>440</b>	<b>3,150</b>	<b>-</b>	<b>3,150</b>	<b>-</b>	<b>-</b>	<b>-</b>
C101	Processing and preserving of meat	4	-	-	-	-	-	-
C102	Processing and preserving of fish, crustaceans and mollusks	s	-	-	-	-	-	-
C103	Processing and preserving of fruits and vegetables	s	-	-	-	-	-	-
C104	Manufacture of vegetable and animal oils and fats	5	-	-	-	-	-	-
C106	Manufacture of grain mill products, starches and starch products	49	-	-	-	-	-	-
C107	Manufacture of other food products	185	-	-	-	-	-	-
C108	Manufacture of prepared animal feeds	s	-	-	-	-	-	-
C110	Manufacture of beverages	71	3,150	-	3,150	-	-	-
C139	Manufacture of other textiles	s	-	-	-	-	-	-
C142	Custom tailoring and dressmaking	9	-	-	-	-	-	-
C152	Manufacture of footwear	s	-	-	-	-	-	-
C161	Sawmilling and planing of wood	5	-	-	-	-	-	-
C162	Manufacture of products of wood, cork, straw and plaiting materials	10	-	-	-	-	-	-
C181	Printing and service activities related to printing	33	-	-	-	-	-	-
C199	Manufacture of other fuel products	s	-	-	-	-	-	-
C201	Manufacture of basic chemicals	5	-	-	-	-	-	-
C202	Manufacture of other chemical products, n.e.c.		-	-	-	-	-	-
C221	Manufacture of rubber products	s	-	-	-	-	-	-

*Continued*

TABLE 7 - *Concluded*

2009 PSIC Code	Region/ Industry Description	Number of Establishments	Capital Expenditures for Intangible Assets						
			Total	Intangible Non-Produced Assets	Computer Software and Databases	Entertainment, Literary and Artistic Originals	Research and Development	Other Intangible Assets	
			(1)	(2)	(3)	(4)	(5)	(6)	(7)
C231	Manufacture of glass and glass products	}	14	-	-	-	-	-	-
C239	Manufacture of non-metallic mineral products, n.e.c.	}							
C241	Manufacture of basic iron and steel	}							
C242	Manufacture of basic precious and other non-ferrous metals	}	3	-	-	-	-	-	-
C251	Manufacture of structural metal products, tanks, reservoirs and steam generators	}							
C259	Manufacture of other fabricated metal products; metal working service activities	}	11	-	-	-	-	-	-
C282	Manufacture of special purpose machinery	s		-	-	-	-	-	-
C301	Building of ships and boats	s		-	-	-	-	-	-
C309	Manufacture of transport equipment, n.e.c.	s		-	-	-	-	-	-
C310	Manufacture of furniture	10		-	-	-	-	-	-
C321	Manufacture of jewelry, bijouterie and related articles	4		-	-	-	-	-	-
C324	Manufacture of games and toys	}	3	-	-	-	-	-	-
C329	Other manufacturing, n.e.c.	}							
C331	Repair of fabricated metal products, machinery and equipment	10		-	-	-	-	-	-
	<b>Autonomous Region in Muslim Mindanao</b>	<b>57</b>		-	-	-	-	-	-
C101	Processing and preserving of meat	s		-	-	-	-	-	-
C104	Manufacture of vegetable and animal oils and fats	s		-	-	-	-	-	-
C106	Manufacture of grain mill products, starches and starch products	21		-	-	-	-	-	-
C107	Manufacture of other food products	18		-	-	-	-	-	-
C108	Manufacture of prepared animal feeds	s		-	-	-	-	-	-
C110	Manufacture of beverages	7		-	-	-	-	-	-
C142	Custom tailoring and dressmaking	s		-	-	-	-	-	-
C221	Manufacture of rubber products	s		-	-	-	-	-	-
C239	Manufacture of non-metallic mineral products, n.e.c.	s		-	-	-	-	-	-
C301	Building of ships and boats	s		-	-	-	-	-	-
C310	Manufacture of furniture	s		-	-	-	-	-	-

- zero value

} Combined data

s Suppressed data

Notes: Values are in thousand pesos, except number of establishments.

Details may not add-up to total due to rounding and/or statistical disclosure control.

Source: Philippine Statistics Authority, 2019 Annual Survey of Philippine Business and Industry (Final Results)

Table 8.1. Number of Establishments and Sale of Tangible Fixed Assets by Type for Manufacturing Establishments by Region and Industry Group: Philippines, 2019

2009 PSIC Code	Region/ Industry Description	Number of Establishments	Sale of Tangible Fixed Assets			
			Total	Land	Buildings, Other Structures and Land Improvements	Transport Equipment
		(1)	(2)	(3)	(4)	(5)
<b>Philippines</b>		<b>24,270</b>	<b>31,087,348</b>	<b>6,666</b>	<b>321,991</b>	<b>1,618,327</b>
C101	Processing and preserving of meat	294	15,827	-	2,090	13,572
C102	Processing and preserving of fish, crustaceans and mollusks	225	1,271	-	-	1,271
C103	Processing and preserving of fruits and vegetables	144	3,409	620	96	2,693
C104	Manufacture of vegetable and animal oils and fats	136	2,824	-	-	2,824
C105	Manufacture of dairy products	89	676,525	-	73,369	85,701
C106	Manufacture of grain mill products, starches and starch products	1,218	32,322	-	-	30,117
C107	Manufacture of other food products	7,739	239,719	-	72	91,519
C108	Manufacture of prepared animal feeds	196	6,568	3,500	-	3,068
C110	Manufacture of beverages	2,637	1,012,345	-	-	1,012,345
C120	Manufacture of tobacco products	19	3,363	-	-	3,363
C131	Spinning, weaving and finishing of textiles	109	-	-	-	-
C139	Manufacture of other textiles	254	11,305	-	5,715	5,556
C141	Manufacture of wearing apparel, except fur apparel	849	49,771	-	-	236
C142	Custom tailoring and dressmaking	500	-	-	-	-
C143	Manufacture of knitted and crocheted apparel	19	8,559	-	-	8,559
C151	Tanning and dressing of leather; manufacture of luggage and handbags	46	-	-	-	-
C152	Manufacture of footwear	148	5,268	-	-	-
C161	Sawmilling and planing of wood	48	4,309	-	-	4,309
C162	Manufacture of products of wood, cork, straw and plaiting materials	290	-	-	-	-
C170	Manufacture of paper and paper products	361	13,854	-	-	2,266
C181	Printing and service activities related to printing	2,113	2,492	-	-	576
C182	Reproduction of recorded media	6	-	-	-	-
C192	Manufacture of refined petroleum products	26	5,297	-	-	5,297
C199	Manufacture of other fuel products	7	-	-	-	-
C201	Manufacture of basic chemicals	196	377,112	-	81,184	56,641
C202	Manufacture of other chemical products, n.e.c.	390	38,482	-	9,543	7,475
C203	Manufacture of man-made fibers	3	-	-	-	-
C210	Manufacture of pharmaceuticals, medicinal chemical and botanical products	121	-	-	-	-
C221	Manufacture of rubber products	147	5,431	2,295	-	844
C222	Manufacture of plastic products	820	46,294	-	-	18,642
C231	Manufacture of glass and glass products	92	-	-	-	-
C239	Manufacture of non-metallic mineral products, n.e.c.	654	871,306	250	49,521	-
C241	Manufacture of basic iron and steel	299	6,546	-	-	5,556
C242	Manufacture of basic precious and other non-ferrous metals	33	116,669	-	-	116,038

Continued

TABLE 8.1 - *Continued*

2009 PSIC Code	Region/ Industry Description	Number of Establishments	Sale of Tangible Fixed Assets			
			Total	Land	Buildings, Other Structures and Land Improvements	Transport Equipment
		(1)	(2)	(3)	(4)	(5)
C243	Casting of metals	52	2,998	-	-	2,998
C251	Manufacture of structural metal products, tanks, reservoirs and steam generators	428	1,577	-	-	1,270
C252	Manufacture of weapons and ammunition	14	-	-	-	-
C259	Manufacture of other fabricated metal products; metal working service activities	761	22,741	-	-	1,138
C261	Manufacture of electronic components	145	10,892,845	-	97,910	14,321
C262	Manufacture of computers and peripheral equipment and accessories	32	2,145,482	-	-	-
C263	Manufacture of communication equipment	12	93	-	-	-
C264	Manufacture of consumer electronics	18	1,050	-	-	1,050
C265	Manufacture of measuring, testing, navigating and control equipment; watches and clocks	21	-	-	-	-
C267	Manufacture of optical instruments and photographic equipment	21	348	-	-	250
C271	Manufacture of electric motors, generators, transformers and electricity distribution and control apparatus	56	24	-	-	-
C272	Manufacture of batteries and accumulators	11	32,478	-	-	-
C273	Manufacture of wiring and wiring devices	57	2,976	-	-	2,976
C274	Manufacture of electric lighting equipment	38	24,480	-	-	14,724
C275	Manufacture of domestic appliances	44	-	-	-	-
C279	Manufacture of other electrical equipment	24	-	-	-	-
C281	Manufacture of general purpose machinery	132	449	-	-	250
C282	Manufacture of special purpose machinery	210	48,523	-	-	935
C291	Manufacture of motor vehicles	41	85,744	-	-	83,074
C292	Manufacture of bodies (coachwork) for motor vehicles; manufacture of trailers and semi-trailers	27	-	-	-	-
C293	Manufacture of parts and accessories for motor vehicles	115	14,064,134	-	607	4,703
C301	Building of ships and boats	32	-	-	-	-
C303	Manufacture of air and spacecraft and related machinery	9	148,454	-	-	-
C309	Manufacture of transport equipment, n.e.c.	73	5,614	-	509	1,795
C310	Manufacture of furniture	717	1,754	-	-	1,754
C321	Manufacture of jewelry, bijouterie and related articles	77	2,006	-	-	2,006
C322	Manufacture of musical instruments	3	-	-	-	-
C323	Manufacture of sports goods	23	996	-	996	-
C324	Manufacture of games and toys	31	-	-	-	-
C325	Manufacture of medical and dental instruments and supplies	48	984	-	-	984
C329	Other manufacturing, n.e.c.	214	39,102	-	381	-
C331	Repair of fabricated metal products, machinery and equipment	551	5,631	-	-	5,631
C332	Installation of industrial machinery and equipment	8	-	-	-	-

*Continued*



TABLE 8.1 - *Continued*

2009 PSIC Code	Region/ Industry Description	Number of Establishments	Sale of Tangible Fixed Assets			
			Total	Land	Buildings, Other Structures and Land Improvements	Transport Equipment
		(1)	(2)	(3)	(4)	(5)
	<b>National Capital Region</b>	<b>6,369</b>	<b>1,420,568</b>	<b>-</b>	<b>18,043</b>	<b>899,859</b>
C101	Processing and preserving of meat	37	-	-	-	-
C102	Processing and preserving of fish, crustaceans and mollusks	38	-	-	-	-
C103	Processing and preserving of fruits and vegetables	42	-	-	-	-
C104	Manufacture of vegetable and animal oils and fats	18	-	-	-	-
C105	Manufacture of dairy products	26	2,991	-	-	2,991
C106	Manufacture of grain mill products, starches and starch products	18	-	-	-	-
C107	Manufacture of other food products	1,093	2,762	-	-	2,415
C108	Manufacture of prepared animal feeds	12	-	-	-	-
C110	Manufacture of beverages	628	851,960	-	-	851,960
C120	Manufacture of tobacco products	6	3,363	-	-	3,363
C131	Spinning, weaving and finishing of textiles	42	-	-	-	-
C139	Manufacture of other textiles	128	11,305	-	5,715	5,556
C141	Manufacture of wearing apparel, except fur apparel	362	-	-	-	-
C142	Custom tailoring and dressmaking	156	-	-	-	-
C143	Manufacture of knitted and crocheted apparel	15	8,559	-	-	8,559
C151	Tanning and dressing of leather; manufacture of luggage and handbags	28	-	-	-	-
C152	Manufacture of footwear	78	-	-	-	-
C161	Sawmilling and planing of wood	9	-	-	-	-
C162	Manufacture of products of wood, cork, straw and plaiting materials	49	-	-	-	-
C170	Manufacture of paper and paper products	205	-	-	-	-
C181	Printing and service activities related to printing	999	1,643	-	-	393
C182	Reproduction of recorded media	4	-	-	-	-
C192	Manufacture of refined petroleum products	10	5,297	-	-	5,297
C199	Manufacture of other fuel products					
C201	Manufacture of basic chemicals	66	-	-	-	-
C202	Manufacture of other chemical products, n.e.c.	198	1,330	-	-	1,330
C203	Manufacture of man-made fibers					
C210	Manufacture of pharmaceuticals, medicinal chemical and botanical products	47	-	-	-	-
C221	Manufacture of rubber products	69	-	-	-	-
C222	Manufacture of plastic products	439	-	-	-	-
C231	Manufacture of glass and glass products	29	-	-	-	-
C239	Manufacture of non-metallic mineral products, n.e.c.	89	-	-	-	-
C241	Manufacture of basic iron and steel	100	3,272	-	-	3,272
C242	Manufacture of basic precious and other non-ferrous metals	6	-	-	-	-
C243	Casting of metals	20	-	-	-	-

*Continued*

TABLE 8.1 - *Continued*

2009 PSIC Code	Region/ Industry Description	Number of Establishments	Sale of Tangible Fixed Assets			
			Total	Land	Buildings, Other Structures and Land Improvements	Transport Equipment
		(1)	(2)	(3)	(4)	(5)
C251	Manufacture of structural metal products, tanks, reservoirs and steam generators	208	-	-	-	-
C252	Manufacture of weapons and ammunition	10	-	-	-	-
C259	Manufacture of other fabricated metal products; metal working service activities	282	-	-	-	-
C261	Manufacture of electronic components	14	467,503	-	11,819	-
C262	Manufacture of computers and peripheral equipment and accessories }	3	-	-	-	-
C263	Manufacture of communication equipment }		-	-	-	-
C264	Manufacture of consumer electronics }		-	-	-	-
C265	Manufacture of measuring, testing, navigating and control equipment; watches and clocks }	9	-	-	-	-
C267	Manufacture of optical instruments and photographic equipment }		-	-	-	-
C271	Manufacture of electric motors, generators, transformers and electricity distribution and control apparatus }		-	-	-	-
C272	Manufacture of batteries and accumulators	19	-	-	-	-
C273	Manufacture of wiring and wiring devices	4	32,478	-	-	-
C274	Manufacture of electric lighting equipment	22	-	-	-	-
C275	Manufacture of domestic appliances	12	24,480	-	-	14,724
C279	Manufacture of other electrical equipment	20	-	-	-	-
C281	Manufacture of general purpose machinery	s	-	-	-	-
C282	Manufacture of special purpose machinery	59	-	-	-	-
C291	Manufacture of motor vehicles	75	-	-	-	-
C292	Manufacture of bodies (coachwork) for motor vehicles; manufacture of trailers and semi-trailers	13	-	-	-	-
C293	Manufacture of parts and accessories for motor vehicles	7	-	-	-	-
C301	Building of ships and boats	22	-	-	-	-
C303	Manufacture of air and spacecraft and related machinery }	10	-	-	-	-
C309	Manufacture of transport equipment, n.e.c. }		-	-	-	-
C310	Manufacture of furniture	27	3,626	-	509	-
C321	Manufacture of jewelry, bijouterie and related articles	203	-	-	-	-
C322	Manufacture of musical instruments	14	-	-	-	-
C323	Manufacture of sports goods	s	-	-	-	-
C324	Manufacture of games and toys	6	-	-	-	-
C325	Manufacture of medical and dental instruments and supplies	12	-	-	-	-
C329	Other manufacturing, n.e.c.	18	-	-	-	-
C331	Repair of fabricated metal products, machinery and equipment	69	-	-	-	-
C332	Installation of industrial machinery and equipment	147	-	-	-	-
		s	-	-	-	-

*Continued*

TABLE 8.1 - *Continued*

2009 PSIC Code	Region/ Industry Description	Number of Establishments	Sale of Tangible Fixed Assets			
			Total	Land	Buildings, Other Structures and Land Improvements	Transport Equipment
		(1)	(2)	(3)	(4)	(5)
	<b>Cordillera Administrative Region</b>	<b>316</b>	<b>4,696,749</b>	-	<b>38,277</b>	-
C101	Processing and preserving of meat	s	-	-	-	-
C103	Processing and preserving of fruits and vegetables	3	-	-	-	-
C105	Manufacture of dairy products	s	-	-	-	-
C106	Manufacture of grain mill products, starches and starch products	37	-	-	-	-
C107	Manufacture of other food products	110	-	-	-	-
C110	Manufacture of beverages	50	-	-	-	-
C131	Spinning, weaving and finishing of textiles	16	-	-	-	-
C139	Manufacture of other textiles					
C141	Manufacture of wearing apparel, except fur apparel	s	-	-	-	-
C142	Custom tailoring and dressmaking	20	-	-	-	-
C162	Manufacture of products of wood, cork, straw and plaiting materials	s	-	-	-	-
C170	Manufacture of paper and paper products	s	-	-	-	-
C181	Printing and service activities related to printing	38	-	-	-	-
C201	Manufacture of basic chemicals	s	-	-	-	-
C202	Manufacture of other chemical products, n.e.c.	s	-	-	-	-
C221	Manufacture of rubber products	5	-	-	-	-
C222	Manufacture of plastic products					
C231	Manufacture of glass and glass products	s	-	-	-	-
C239	Manufacture of non-metallic mineral products, n.e.c.	s	-	-	-	-
C241	Manufacture of basic iron and steel	s	-	-	-	-
C242	Manufacture of basic precious and other non-ferrous metals	s	-	-	-	-
C251	Manufacture of structural metal products, tanks, reservoirs and steam generators	4	-	-	-	-
C259	Manufacture of other fabricated metal products; metal working service activities	5	-	-	-	-
C261	Manufacture of electronic components	4	4,548,295	-	38,277	-
C281	Manufacture of general purpose machinery	3	-	-	-	-
C282	Manufacture of special purpose machinery					
C303	Manufacture of air and spacecraft and related machinery	s	s	s	s	s
C310	Manufacture of furniture	s	-	-	-	-
C321	Manufacture of jewelry, bijouterie and related articles	s	-	-	-	-
C331	Repair of fabricated metal products, machinery and equipment	4	-	-	-	-
	<b>I - Ilocos Region</b>	<b>746</b>	<b>753</b>	-	-	<b>715</b>
C101	Processing and preserving of meat	14	-	-	-	-
C102	Processing and preserving of fish, crustaceans and mollusks	15	-	-	-	-

*Continued*

TABLE 8.1 - *Continued*

2009 PSIC Code	Region/ Industry Description	Number of Establishments	Sale of Tangible Fixed Assets			
			Total	Land	Buildings, Other Structures and Land Improvements	Transport Equipment
		(1)	(2)	(3)	(4)	(5)
C103	Processing and preserving of fruits and vegetables	s	s	s	s	s
C105	Manufacture of dairy products	s	-	-	-	-
C106	Manufacture of grain mill products, starches and starch products	61	-	-	-	-
C107	Manufacture of other food products	274	-	-	-	-
C108	Manufacture of prepared animal feeds	4	-	-	-	-
C110	Manufacture of beverages	126	-	-	-	-
C120	Manufacture of tobacco products	3	-	-	-	-
C131	Spinning, weaving and finishing of textiles	6	-	-	-	-
C141	Manufacture of wearing apparel, except fur apparel	3	133	-	-	95
C142	Custom tailoring and dressmaking	9	-	-	-	-
C162	Manufacture of products of wood, cork, straw and plaiting materials	12	-	-	-	-
C170	Manufacture of paper and paper products	s	-	-	-	-
C181	Printing and service activities related to printing	62	-	-	-	-
C201	Manufacture of basic chemicals	7	-	-	-	-
C202	Manufacture of other chemical products, n.e.c.					
C210	Manufacture of pharmaceuticals, medicinal chemical and botanical products					
C221	Manufacture of rubber products	s	-	-	-	-
C222	Manufacture of plastic products	s	-	-	-	-
C239	Manufacture of non-metallic mineral products, n.e.c.	26	-	-	-	-
C241	Manufacture of basic iron and steel	6	-	-	-	-
C251	Manufacture of structural metal products, tanks, reservoirs and steam generators	11	-	-	-	-
C259	Manufacture of other fabricated metal products; metal working service activities	17	-	-	-	-
C282	Manufacture of special purpose machinery	5	-	-	-	-
C292	Manufacture of bodies (coachwork) for motor vehicles; }	6	-	-	-	-
	manufacture of trailers and semi-trailers }					
C293	Manufacture of parts and accessories for motor vehicles }					
C309	Manufacture of transport equipment, n.e.c.	s	-	-	-	-
C310	Manufacture of furniture	36	-	-	-	-
C321	Manufacture of jewelry, bijouterie and related articles }	16	-	-	-	-
C324	Manufacture of games and toys }					
C329	Other manufacturing, n.e.c. }					
C331	Repair of fabricated metal products, machinery and equipment	21	-	-	-	-
	<b>II - Cagayan Valley</b>	<b>403</b>	<b>-</b>	<b>-</b>	<b>-</b>	<b>-</b>
C101	Processing and preserving of meat	4	-	-	-	-

*Continued*

TABLE 8.1 - *Continued*

2009 PSIC Code	Region/ Industry Description	Number of Establishments	Sale of Tangible Fixed Assets			
			Total	Land	Buildings, Other Structures and Land Improvements	Transport Equipment
		(1)	(2)	(3)	(4)	(5)
C102	Processing and preserving of fish, crustaceans and mollusks	s	-	-	-	-
C103	Processing and preserving of fruits and vegetables	3	-	-	-	-
C105	Manufacture of dairy products	s	-	-	-	-
C106	Manufacture of grain mill products, starches and starch products	39	-	-	-	-
C107	Manufacture of other food products	194	-	-	-	-
C108	Manufacture of prepared animal feeds	5	-	-	-	-
C110	Manufacture of beverages	46	-	-	-	-
C120	Manufacture of tobacco products	s	-	-	-	-
C131	Spinning, weaving and finishing of textiles	s	-	-	-	-
C139	Manufacture of other textiles	s	-	-	-	-
C142	Custom tailoring and dressmaking	7	-	-	-	-
C162	Manufacture of products of wood, cork, straw and plaiting materials	3	-	-	-	-
C181	Printing and service activities related to printing	37	-	-	-	-
C182	Reproduction of recorded media	s	-	-	-	-
C192	Manufacture of refined petroleum products	s	-	-	-	-
C199	Manufacture of other fuel products	s	-	-	-	-
C201	Manufacture of basic chemicals	s	-	-	-	-
C231	Manufacture of glass and glass products	15	-	-	-	-
C239	Manufacture of non-metallic mineral products, n.e.c.					
C251	Manufacture of structural metal products, tanks, reservoirs and steam generators	4	-	-	-	-
C259	Manufacture of other fabricated metal products; metal working service activities	9	-	-	-	-
C282	Manufacture of special purpose machinery	3	-	-	-	-
C310	Manufacture of furniture	13	-	-	-	-
C321	Manufacture of jewelry, bijouterie and related articles	s	-	-	-	-
C329	Other manufacturing, n.e.c.	s	-	-	-	-
C331	Repair of fabricated metal products, machinery and equipment	9	-	-	-	-
<b>III - Central Luzon</b>		<b>2,456</b>	<b>7,680,508</b>	<b>3,500</b>	<b>45,490</b>	<b>29,433</b>
C101	Processing and preserving of meat	79	12,541	-	-	12,541
C102	Processing and preserving of fish, crustaceans and mollusks	23	-	-	-	-
C103	Processing and preserving of fruits and vegetables	18	-	-	-	-
C104	Manufacture of vegetable and animal oils and fats	3	-	-	-	-
C105	Manufacture of dairy products	11	-	-	-	-
C106	Manufacture of grain mill products, starches and starch products	134	-	-	-	-

*Continued*

TABLE 8.1 - *Continued*

2009 PSIC Code	Region/ Industry Description	Number of Establishments	Sale of Tangible Fixed Assets			
			Total	Land	Buildings, Other Structures and Land Improvements	Transport Equipment
		(1)	(2)	(3)	(4)	(5)
C107	Manufacture of other food products	619	-	-	-	-
C108	Manufacture of prepared animal feeds	53	5,678	3,500	-	2,178
C110	Manufacture of beverages	260	-	-	-	-
C120	Manufacture of tobacco products	s	-	-	-	-
C131	Spinning, weaving and finishing of textiles	17	-	-	-	-
C139	Manufacture of other textiles	44	-	-	-	-
C141	Manufacture of wearing apparel, except fur apparel	154	2,319	-	-	-
C142	Custom tailoring and dressmaking }	23	-	-	-	-
C143	Manufacture of knitted and crocheted apparel }					
C151	Tanning and dressing of leather; manufacture of luggage and handbags	10	-	-	-	-
C152	Manufacture of footwear	11	-	-	-	-
C161	Sawmilling and planing of wood }	33	-	-	-	-
C162	Manufacture of products of wood, cork, straw and plaiting materials }					
C170	Manufacture of paper and paper products	33	5,273	-	-	-
C181	Printing and service activities related to printing	123	-	-	-	-
C192	Manufacture of refined petroleum products	3	-	-	-	-
C201	Manufacture of basic chemicals	19	80,700	-	2	6,881
C202	Manufacture of other chemical products, n.e.c.	29	3,234	-	-	-
C210	Manufacture of pharmaceuticals, medicinal chemical and botanical products	19	-	-	-	-
C221	Manufacture of rubber products	11	2,258	-	-	844
C222	Manufacture of plastic products	90	7,218	-	-	348
C231	Manufacture of glass and glass products	8	-	-	-	-
C239	Manufacture of non-metallic mineral products, n.e.c.	137	-	-	-	-
C241	Manufacture of basic iron and steel	47	730	-	-	730
C242	Manufacture of basic precious and other non-ferrous metals	5	-	-	-	-
C243	Casting of metals	5	-	-	-	-
C251	Manufacture of structural metal products, tanks, reservoirs and steam generators	49	1,376	-	-	1,270
C252	Manufacture of weapons and ammunition }	37	-	-	-	-
C259	Manufacture of other fabricated metal products; metal working service activities }					
C261	Manufacture of electronic components	15	5,407,083	-	45,488	1,030
C262	Manufacture of computers and peripheral equipment and accessories	5	2,144,408	-	-	-
C264	Manufacture of consumer electronics }	4	-	-	-	-
C265	Manufacture of measuring, testing, navigating and control equipment; watches and clocks }					
C271	Manufacture of electric motors, generators, transformers and electricity distribution and control apparatus	9	-	-	-	-

*Continued*

TABLE 8.1 - *Continued*

2009 PSIC Code	Region/ Industry Description	Number of Establishments	Sale of Tangible Fixed Assets			
			Total	Land	Buildings, Other Structures and Land Improvements	Transport Equipment
		(1)	(2)	(3)	(4)	(5)
C272	Manufacture of batteries and accumulators	3	-	-	-	-
C273	Manufacture of wiring and wiring devices	8	2,976	-	-	2,976
C274	Manufacture of electric lighting equipment	7	-	-	-	-
C275	Manufacture of domestic appliances	5	-	-	-	-
C279	Manufacture of other electrical equipment	5	-	-	-	-
C281	Manufacture of general purpose machinery	13	-	-	-	-
C282	Manufacture of special purpose machinery	17	-	-	-	-
C291	Manufacture of motor vehicles	4	-	-	-	-
C292	Manufacture of bodies (coachwork) for motor vehicles; manufacture of trailers and semi-trailers					
C293	Manufacture of parts and accessories for motor vehicles					
C301	Building of ships and boats	7	4,079	-	-	-
C303	Manufacture of air and spacecraft and related machinery	5	-	-	-	-
C309	Manufacture of transport equipment, n.e.c.	23	-	-	-	-
C310	Manufacture of furniture	94	-	-	-	-
C321	Manufacture of jewelry, bijouterie and related articles	13	-	-	-	-
C322	Manufacture of musical instruments	5	-	-	-	-
C323	Manufacture of sports goods	4	-	-	-	-
C324	Manufacture of games and toys	6	-	-	-	-
C325	Manufacture of medical and dental instruments and supplies	8	634	-	-	634
C329	Other manufacturing, n.e.c.	46	-	-	-	-
C331	Repair of fabricated metal products, machinery and equipment	43	-	-	-	-
C332	Installation of industrial machinery and equipment	5	-	-	-	-
	<b>IVA - CALABARZON</b>	<b>4,340</b>	<b>16,170,749</b>	<b>250</b>	<b>118,541</b>	<b>366,283</b>
C101	Processing and preserving of meat	51	-	-	-	-
C102	Processing and preserving of fish, crustaceans and mollusks	13	-	-	-	-
C103	Processing and preserving of fruits and vegetables	16	1,932	-	-	1,932
C104	Manufacture of vegetable and animal oils and fats	41	-	-	-	-
C105	Manufacture of dairy products	21	671,609	-	73,369	81,311
C106	Manufacture of grain mill products, starches and starch products	86	-	-	-	-
C107	Manufacture of other food products	1,144	5,791	-	-	4,666
C108	Manufacture of prepared animal feeds	79	-	-	-	-
C110	Manufacture of beverages	446	136,707	-	-	136,707
C120	Manufacture of tobacco products	3	-	-	-	-
C131	Spinning, weaving and finishing of textiles	10	-	-	-	-
C139	Manufacture of other textiles	35	-	-	-	-
C141	Manufacture of wearing apparel, except fur apparel	259	-	-	-	-

*Continued*

TABLE 8.1 - *Continued*

2009 PSIC Code	Region/ Industry Description	Number of Establishments	Sale of Tangible Fixed Assets			
			Total	Land	Buildings, Other Structures and Land Improvements	Transport Equipment
		(1)	(2)	(3)	(4)	(5)
C142	Custom tailoring and dressmaking	88	-	-	-	-
C143	Manufacture of knitted and crocheted apparel	3	-	-	-	-
C151	Tanning and dressing of leather; manufacture of luggage and handbags	6	-	-	-	-
C152	Manufacture of footwear	36	5,268	-	-	-
C161	Sawmilling and planing of wood	89	-	-	-	-
C162	Manufacture of products of wood, cork, straw and plaiting materials					
C170	Manufacture of paper and paper products	68	8,434	-	-	2,266
C181	Printing and service activities related to printing	145	849	-	-	183
C182	Reproduction of recorded media	s	-	-	-	-
C192	Manufacture of refined petroleum products	6	-	-	-	-
C199	Manufacture of other fuel products					
C201	Manufacture of basic chemicals	37	1,795	-	-	1,795
C202	Manufacture of other chemical products, n.e.c.	89	28,318	-	9,543	6,145
C210	Manufacture of pharmaceuticals, medicinal chemical and botanical products	30	-	-	-	-
C221	Manufacture of rubber products	36	878	-	-	-
C222	Manufacture of plastic products	170	39,075	-	-	18,293
C231	Manufacture of glass and glass products	26	-	-	-	-
C239	Manufacture of non-metallic mineral products, n.e.c.	116	594,807	250	32,315	-
C241	Manufacture of basic iron and steel	79	2,107	-	-	1,117
C242	Manufacture of basic precious and other non-ferrous metals	9	-	-	-	-
C243	Casting of metals	15	-	-	-	-
C251	Manufacture of structural metal products, tanks, reservoirs and steam generators	102	201	-	-	-
C259	Manufacture of other fabricated metal products; metal working service activities	222	22,741	-	-	1,138
C261	Manufacture of electronic components	99	406,597	-	2,326	13,291
C262	Manufacture of computers and peripheral equipment and accessories	24	1,074	-	-	-
C263	Manufacture of communication equipment	8	-	-	-	-
C264	Manufacture of consumer electronics	10	1,050	-	-	1,050
C265	Manufacture of measuring, testing, navigating and control equipment; watches and clocks	6	-	-	-	-
C267	Manufacture of optical instruments and photographic equipment	7	-	-	-	-
C271	Manufacture of electric motors, generators, transformers and electricity distribution and control apparatus	25	24	-	-	-
C272	Manufacture of batteries and accumulators	4	-	-	-	-
C273	Manufacture of wiring and wiring devices	24	-	-	-	-
C274	Manufacture of electric lighting equipment	15	-	-	-	-

*Continued*



TABLE 8.1 - *Continued*

2009 PSIC Code	Region/ Industry Description	Number of Establishments	Sale of Tangible Fixed Assets			
			Total	Land	Buildings, Other Structures and Land Improvements	Transport Equipment
		(1)	(2)	(3)	(4)	(5)
C275	Manufacture of domestic appliances	14	-	-	-	-
C279	Manufacture of other electrical equipment	12	-	-	-	-
C281	Manufacture of general purpose machinery	48	449	-	-	250
C282	Manufacture of special purpose machinery	76	48,523	-	-	935
C291	Manufacture of motor vehicles	13	85,744	-	-	83,074
C292	Manufacture of bodies (coachwork) for motor vehicles; manufacture of trailers and semi-trailers	14	-	-	-	-
C293	Manufacture of parts and accessories for motor vehicles	71	14,060,055	-	607	4,703
C301	Building of ships and boats	5	-	-	-	-
C303	Manufacture of air and spacecraft and related machinery	19	1,988	-	-	1,795
C309	Manufacture of transport equipment, n.e.c.					
C310	Manufacture of furniture	92	-	-	-	-
C321	Manufacture of jewelry, bijouterie and related articles	5	-	-	-	-
C323	Manufacture of sports goods	9	-	-	-	-
C324	Manufacture of games and toys	6	-	-	-	-
C325	Manufacture of medical and dental instruments and supplies	16	-	-	-	-
C329	Other manufacturing, n.e.c.	27	39,102	-	381	-
C331	Repair of fabricated metal products, machinery and equipment	116	5,631	-	-	5,631
	<b>MIMAROPA</b>	<b>353</b>	<b>-</b>	<b>-</b>	<b>-</b>	<b>-</b>
C101	Processing and preserving of meat	s	-	-	-	-
C103	Processing and preserving of fruits and vegetables	s	-	-	-	-
C104	Manufacture of vegetable and animal oils and fats	3	-	-	-	-
C105	Manufacture of dairy products	s	-	-	-	-
C106	Manufacture of grain mill products, starches and starch products	89	-	-	-	-
C107	Manufacture of other food products	113	-	-	-	-
C110	Manufacture of beverages	61	-	-	-	-
C131	Spinning, weaving and finishing of textiles	s	-	-	-	-
C142	Custom tailoring and dressmaking	4	-	-	-	-
C151	Tanning and dressing of leather; manufacture of luggage and handbags	s	-	-	-	-
C162	Manufacture of products of wood, cork, straw and plaiting materials	s	-	-	-	-
C181	Printing and service activities related to printing	28	-	-	-	-
C192	Manufacture of refined petroleum products	s	-	-	-	-
C201	Manufacture of basic chemicals	5	-	-	-	-
C202	Manufacture of other chemical products, n.e.c.					
C210	Manufacture of pharmaceuticals, medicinal chemical and botanical products	s	-	-	-	-

*Continued*

TABLE 8.1 - *Continued*

2009 PSIC Code	Region/ Industry Description	Number of Establishments	Sale of Tangible Fixed Assets			
			Total	Land	Buildings, Other Structures and Land Improvements	Transport Equipment
		(1)	(2)	(3)	(4)	(5)
C222	Manufacture of plastic products	s	-	-	-	-
C239	Manufacture of non-metallic mineral products, n.e.c.	24	-	-	-	-
C242	Manufacture of basic precious and other non-ferrous metals	s	-	-	-	-
C259	Manufacture of other fabricated metal products; metal working service activities	6	-	-	-	-
C282	Manufacture of special purpose machinery	s	-	-	-	-
C310	Manufacture of furniture	4	-	-	-	-
C331	Repair of fabricated metal products, machinery and equipment	5	-	-	-	-
	<b>V - Bicol Region</b>	<b>760</b>	<b>135,876</b>	<b>620</b>	<b>96</b>	<b>132,176</b>
C101	Processing and preserving of meat	15	-	-	-	-
C102	Processing and preserving of fish, crustaceans and mollusks	24	-	-	-	-
C103	Processing and preserving of fruits and vegetables	7	856	620	96	140
C104	Manufacture of vegetable and animal oils and fats	7	-	-	-	-
C105	Manufacture of dairy products	4	-	-	-	-
C106	Manufacture of grain mill products, starches and starch products	127	18,743	-	-	16,538
C107	Manufacture of other food products	261	-	-	-	-
C108	Manufacture of prepared animal feeds	5	-	-	-	-
C110	Manufacture of beverages	84	-	-	-	-
C120	Manufacture of tobacco products	s	-	-	-	-
C131	Spinning, weaving and finishing of textiles	4	-	-	-	-
C139	Manufacture of other textiles	10	-	-	-	-
C141	Manufacture of wearing apparel, except fur apparel	34	-	-	-	-
C142	Custom tailoring and dressmaking					
C152	Manufacture of footwear	s	-	-	-	-
C162	Manufacture of products of wood, cork, straw and plaiting materials	19	-	-	-	-
C170	Manufacture of paper and paper products	s	s	s	s	s
C181	Printing and service activities related to printing	63	-	-	-	-
C192	Manufacture of refined petroleum products	s	-	-	-	-
C201	Manufacture of basic chemicals	3	-	-	-	-
C210	Manufacture of pharmaceuticals, medicinal chemical and botanical products	s	-	-	-	-
C231	Manufacture of glass and glass products	19	-	-	-	-
C239	Manufacture of non-metallic mineral products, n.e.c.					
C241	Manufacture of basic iron and steel	5	116,129	-	-	115,498
C242	Manufacture of basic precious and other non-ferrous metals					

*Continued*

TABLE 8.1 - *Continued*

2009 PSIC Code	Region/ Industry Description	Number of Establishments	Sale of Tangible Fixed Assets			
			Total	Land	Buildings, Other Structures and Land Improvements	Transport Equipment
		(1)	(2)	(3)	(4)	(5)
C251	Manufacture of structural metal products, tanks, reservoirs and steam generators	4	-	-	-	-
C259	Manufacture of other fabricated metal products; metal working service activities	22	-	-	-	-
C282	Manufacture of special purpose machinery	3	-	-	-	-
C293	Manufacture of parts and accessories for motor vehicles	s	-	-	-	-
C310	Manufacture of furniture	14	-	-	-	-
C329	Other manufacturing, n.e.c.	9	-	-	-	-
C331	Repair of fabricated metal products, machinery and equipment	9	-	-	-	-
	<b>VI - Western Visayas</b>	<b>1,208</b>	<b>19,864</b>	<b>-</b>	<b>-</b>	<b>19,864</b>
C101	Processing and preserving of meat	15	-	-	-	-
C102	Processing and preserving of fish, crustaceans and mollusks	20	-	-	-	-
C103	Processing and preserving of fruits and vegetables	3	-	-	-	-
C104	Manufacture of vegetable and animal oils and fats	3	-	-	-	-
C105	Manufacture of dairy products	4	-	-	-	-
C106	Manufacture of grain mill products, starches and starch products	77	11,712	-	-	11,712
C107	Manufacture of other food products	594	7,540	-	-	7,540
C108	Manufacture of prepared animal feeds	3	612	-	-	612
C110	Manufacture of beverages	180	-	-	-	-
C131	Spinning, weaving and finishing of textiles	5	-	-	-	-
C139	Manufacture of other textiles	3	-	-	-	-
C141	Manufacture of wearing apparel, except fur apparel	12	-	-	-	-
C142	Custom tailoring and dressmaking	28	-	-	-	-
C161	Sawmilling and planing of wood	11	-	-	-	-
C162	Manufacture of products of wood, cork, straw and plaiting materials					
C170	Manufacture of paper and paper products					
C181	Printing and service activities related to printing	79	-	-	-	-
C199	Manufacture of other fuel products	s	-	-	-	-
C201	Manufacture of basic chemicals	10	-	-	-	-
C202	Manufacture of other chemical products, n.e.c.	3	-	-	-	-
C210	Manufacture of pharmaceuticals, medicinal chemical and botanical products	4	-	-	-	-
C222	Manufacture of plastic products	8	-	-	-	-
C231	Manufacture of glass and glass products	49	-	-	-	-
C239	Manufacture of non-metallic mineral products, n.e.c.					
C241	Manufacture of basic iron and steel					
C243	Casting of metals	8	-	-	-	-

*Continued*

TABLE 8.1 - *Continued*

2009 PSIC Code	Region/ Industry Description	Number of Establishments	Sale of Tangible Fixed Assets			
			Total	Land	Buildings, Other Structures and Land Improvements	Transport Equipment
		(1)	(2)	(3)	(4)	(5)
C251	Manufacture of structural metal products, tanks, reservoirs and steam generators	4	-	-	-	-
C259	Manufacture of other fabricated metal products; metal working service activities	12	-	-	-	-
C273	Manufacture of wiring and wiring devices	s	-	-	-	-
C275	Manufacture of domestic appliances	s	-	-	-	-
C282	Manufacture of special purpose machinery	4	-	-	-	-
C310	Manufacture of furniture	44	-	-	-	-
C329	Other manufacturing, n.e.c.	5	-	-	-	-
C331	Repair of fabricated metal products, machinery and equipment	19	-	-	-	-
	VII - Central Visayas	2,853	337,519	-	13,900	12,872
C101	Processing and preserving of meat	28	927	-	-	927
C102	Processing and preserving of fish, crustaceans and mollusks	36	-	-	-	-
C103	Processing and preserving of fruits and vegetables	15	-	-	-	-
C104	Manufacture of vegetable and animal oils and fats	11	-	-	-	-
C105	Manufacture of dairy products	7	-	-	-	-
C106	Manufacture of grain mill products, starches and starch products	40	-	-	-	-
C107	Manufacture of other food products	1,297	-	-	-	-
C108	Manufacture of prepared animal feeds	10	278	-	-	278
C110	Manufacture of beverages	367	-	-	-	-
C131	Spinning, weaving and finishing of textiles	3	-	-	-	-
C139	Manufacture of other textiles	18	-	-	-	-
C141	Manufacture of wearing apparel, except fur apparel	43	47,120	-	-	-
C142	Custom tailoring and dressmaking	24	-	-	-	-
C151	Tanning and dressing of leather; manufacture of luggage and handbags	s	-	-	-	-
C152	Manufacture of footwear	14	-	-	-	-
C161	Sawmilling and planing of wood	29	4,309	-	-	4,309
C162	Manufacture of products of wood, cork, straw and plaiting materials					
C170	Manufacture of paper and paper products	24	-	-	-	-
C181	Printing and service activities related to printing	222	-	-	-	-
C199	Manufacture of other fuel products	s	-	-	-	-
C201	Manufacture of basic chemicals	19	-	-	-	-
C202	Manufacture of other chemical products, n.e.c.	36	5,599	-	-	-
C203	Manufacture of man-made fibers					
C210	Manufacture of pharmaceuticals, medicinal chemical and botanical products					
		8	-	-	-	

*Continued*

TABLE 8.1 - *Continued*

2009 PSIC Code	Region/ Industry Description	Number of Establishments	Sale of Tangible Fixed Assets			
			Total	Land	Buildings, Other Structures and Land Improvements	Transport Equipment
		(1)	(2)	(3)	(4)	(5)
C221	Manufacture of rubber products	9	-	-	-	-
C222	Manufacture of plastic products	70	-	-	-	-
C231	Manufacture of glass and glass products	9	-	-	-	-
C239	Manufacture of non-metallic mineral products, n.e.c.	76	207,374	-	12,905	-
C241	Manufacture of basic iron and steel	27	-	-	-	-
C242	Manufacture of basic precious and other non-ferrous metals					
C243	Casting of metals					
C251	Manufacture of structural metal products, tanks, reservoirs and steam generators	6	2,998	-	-	2,998
C252	Manufacture of weapons and ammunition	19	-	-	-	-
C259	Manufacture of other fabricated metal products; metal working service activities	s	-	-	-	-
C261	Manufacture of electronic components	47	-	-	-	-
C262	Manufacture of computers and peripheral equipment and accessories	13	63,367	-	-	-
C263	Manufacture of communication equipment	4	93	-	-	-
C265	Manufacture of measuring, testing, navigating and control equipment; watches and clocks	5	-	-	-	-
C267	Manufacture of optical instruments and photographic equipment	13	348	-	-	250
C271	Manufacture of electric motors, generators, transformers and electricity distribution and control apparatus	3	-	-	-	-
C273	Manufacture of wiring and wiring devices	s	-	-	-	-
C274	Manufacture of electric lighting equipment	4	-	-	-	-
C275	Manufacture of domestic appliances	3	-	-	-	-
C281	Manufacture of general purpose machinery	8	-	-	-	-
C282	Manufacture of special purpose machinery	7	-	-	-	-
C291	Manufacture of motor vehicles	8	-	-	-	-
C292	Manufacture of bodies (coachwork) for motor vehicles; manufacture of trailers and semi-trailers	10	-	-	-	-
C293	Manufacture of parts and accessories for motor vehicles					
C301	Building of ships and boats	6	-	-	-	-
C309	Manufacture of transport equipment, n.e.c.	s	-	-	-	-
C310	Manufacture of furniture	133	1,754	-	-	1,754
C321	Manufacture of jewelry, bijouterie and related articles	37	2,006	-	-	2,006
C322	Manufacture of musical instruments	s	-	-	-	-
C323	Manufacture of sports goods	s	s	s	s	s
C324	Manufacture of games and toys	3	-	-	-	-
C325	Manufacture of medical and dental instruments and supplies	5	350	-	-	350
C329	Other manufacturing, n.e.c.	18	-	-	-	-

*Continued*

TABLE 8.1 - *Continued*

2009 PSIC Code	Region/ Industry Description	Number of Establishments	Sale of Tangible Fixed Assets			
			Total	Land	Buildings, Other Structures and Land Improvements	Transport Equipment
		(1)	(2)	(3)	(4)	(5)
C331	Repair of fabricated metal products, machinery and equipment	54	-	-	-	-
	VIII - Eastern Visayas	871	220,505	-	-	76,897
C101	Processing and preserving of meat	s	-	-	-	-
C102	Processing and preserving of fish, crustaceans and mollusks	3	-	-	-	-
C103	Processing and preserving of fruits and vegetables	s	-	-	-	-
C104	Manufacture of vegetable and animal oils and fats	6	-	-	-	-
C106	Manufacture of grain mill products, starches and starch products	97	-	-	-	-
C107	Manufacture of other food products	529	220,505	-	-	76,897
C110	Manufacture of beverages	108	-	-	-	-
C139	Manufacture of other textiles	s	-	-	-	-
C142	Custom tailoring and dressmaking	3	-	-	-	-
C162	Manufacture of products of wood, cork, straw and plaiting materials	s	-	-	-	-
C170	Manufacture of paper and paper products	3	-	-	-	-
C181	Printing and service activities related to printing	36	-	-	-	-
C192	Manufacture of refined petroleum products	s	-	-	-	-
C201	Manufacture of basic chemicals	7	-	-	-	-
C202	Manufacture of other chemical products, n.e.c.					
C210	Manufacture of pharmaceuticals, medicinal chemical and botanical products	s	-	-	-	-
C221	Manufacture of rubber products	s	-	-	-	-
C222	Manufacture of plastic products	s	-	-	-	-
C231	Manufacture of glass and glass products	6	-	-	-	-
C239	Manufacture of non-metallic mineral products, n.e.c.	18	-	-	-	-
C242	Manufacture of basic precious and other non-ferrous metals	s	-	-	-	-
C243	Casting of metals	s	-	-	-	-
C251	Manufacture of structural metal products, tanks, reservoirs and steam generators	s	-	-	-	-
C259	Manufacture of other fabricated metal products; metal working service activities	18	-	-	-	-
C273	Manufacture of wiring and wiring devices	s	-	-	-	-
C282	Manufacture of special purpose machinery	s	-	-	-	-
C310	Manufacture of furniture	9	-	-	-	-
C329	Other manufacturing, n.e.c.	7	-	-	-	-
C331	Repair of fabricated metal products, machinery and equipment	6	-	-	-	-

*Continued*

TABLE 8.1 - *Continued*

2009 PSIC Code	Region/ Industry Description	Number of Establishments	Sale of Tangible Fixed Assets			
			Total	Land	Buildings, Other Structures and Land Improvements	Transport Equipment
		(1)	(2)	(3)	(4)	(5)
	<b>IX - Zamboanga Peninsula</b>	<b>522</b>	-	-	-	-
C101	Processing and preserving of meat	6	-	-	-	-
C102	Processing and preserving of fish, crustaceans and mollusks	23	-	-	-	-
C103	Processing and preserving of fruits and vegetables	s	-	-	-	-
C104	Manufacture of vegetable and animal oils and fats	4	-	-	-	-
C105	Manufacture of dairy products	s	-	-	-	-
C106	Manufacture of grain mill products, starches and starch products	79	-	-	-	-
C107	Manufacture of other food products	244	-	-	-	-
C108	Manufacture of prepared animal feeds	s	-	-	-	-
C110	Manufacture of beverages	53	-	-	-	-
C142	Custom tailoring and dressmaking	10	-	-	-	-
C161	Sawmilling and planing of wood	3	-	-	-	-
C162	Manufacture of products of wood, cork, straw and plaiting materials					
C181	Printing and service activities related to printing	33	-	-	-	-
C202	Manufacture of other chemical products, n.e.c.	s	-	-	-	-
C221	Manufacture of rubber products	5	-	-	-	-
C222	Manufacture of plastic products	3	-	-	-	-
C231	Manufacture of glass and glass products	12	-	-	-	-
C239	Manufacture of non-metallic mineral products, n.e.c.					
C241	Manufacture of basic iron and steel	s	-	-	-	-
C251	Manufacture of structural metal products, tanks, reservoirs and steam generators	s	-	-	-	-
C259	Manufacture of other fabricated metal products; metal working service activities	5	-	-	-	-
C301	Building of ships and boats	s	-	-	-	-
C310	Manufacture of furniture	13	-	-	-	-
C324	Manufacture of games and toys	7	-	-	-	-
C329	Other manufacturing, n.e.c.					
C331	Repair of fabricated metal products, machinery and equipment	14	-	-	-	-
	<b>X - Northern Mindanao</b>	<b>774</b>	<b>89,618</b>	<b>2,295</b>	<b>18,326</b>	<b>35,212</b>
C101	Processing and preserving of meat	14	2,359	-	2,090	104
C102	Processing and preserving of fish, crustaceans and mollusks	s	-	-	-	-
C103	Processing and preserving of fruits and vegetables	12	-	-	-	-
C104	Manufacture of vegetable and animal oils and fats	10	-	-	-	-
C105	Manufacture of dairy products	6	1,925	-	-	1,400

*Continued*

TABLE 8.1 - *Continued*

2009 PSIC Code	Region/ Industry Description	Number of Establishments	Sale of Tangible Fixed Assets			
			Total	Land	Buildings, Other Structures and Land Improvements	Transport Equipment
		(1)	(2)	(3)	(4)	(5)
C106	Manufacture of grain mill products, starches and starch products	85	-	-	-	-
C107	Manufacture of other food products	311	-	-	-	-
C108	Manufacture of prepared animal feeds	6	-	-	-	-
C110	Manufacture of beverages	51	23,678	-	-	23,678
C139	Manufacture of other textiles	s	-	-	-	-
C141	Manufacture of wearing apparel, except fur apparel	4	-	-	-	-
C142	Custom tailoring and dressmaking	25	-	-	-	-
C152	Manufacture of footwear	s	-	-	-	-
C161	Sawmilling and planing of wood	21	-	-	-	-
C162	Manufacture of products of wood, cork, straw and plaiting materials	9	-	-	-	-
C170	Manufacture of paper and paper products	8	-	-	-	-
C181	Printing and service activities related to printing	70	-	-	-	-
C192	Manufacture of refined petroleum products	s	-	-	-	-
C201	Manufacture of basic chemicals	10	58,923	-	16,236	9,593
C202	Manufacture of other chemical products, n.e.c.	4	-	-	-	-
C210	Manufacture of pharmaceuticals, medicinal chemical and botanical products	s	-	-	-	-
C221	Manufacture of rubber products	s	s	s	s	s
C222	Manufacture of plastic products	5	-	-	-	-
C231	Manufacture of glass and glass products	27	-	-	-	-
C239	Manufacture of non-metallic mineral products, n.e.c.					
C241	Manufacture of basic iron and steel	11	437	-	-	437
C243	Casting of metals	s	-	-	-	-
C251	Manufacture of structural metal products, tanks, reservoirs and steam generators	5	-	-	-	-
C252	Manufacture of weapons and ammunition	s	-	-	-	-
C259	Manufacture of other fabricated metal products; metal working service activities	11	-	-	-	-
C282	Manufacture of special purpose machinery	4	-	-	-	-
C291	Manufacture of motor vehicles	4	-	-	-	-
C292	Manufacture of bodies (coachwork) for motor vehicles; manufacture of trailers and semi-trailers	s	-	-	-	-
C310	Manufacture of furniture	13	-	-	-	-
C321	Manufacture of jewelry, bijouterie and related articles	3	-	-	-	-
C324	Manufacture of games and toys					
C325	Manufacture of medical and dental instruments and supplies					
C329	Other manufacturing, n.e.c.	4	-	-	-	-
C331	Repair of fabricated metal products, machinery and equipment	28	-	-	-	-

*Continued*



TABLE 8.1 - *Continued*

2009 PSIC Code	Region/ Industry Description	Number of Establishments	Sale of Tangible Fixed Assets			
			Total	Land	Buildings, Other Structures and Land Improvements	Transport Equipment
		(1)	(2)	(3)	(4)	(5)
	<b>XI - Davao Region</b>	<b>1,173</b>	<b>298,868</b>	<b>-</b>	<b>68,831</b>	<b>39,053</b>
C101	Processing and preserving of meat	14	-	-	-	-
C102	Processing and preserving of fish, crustaceans and mollusks	3	-	-	-	-
C103	Processing and preserving of fruits and vegetables	15	-	-	-	-
C104	Manufacture of vegetable and animal oils and fats	19	-	-	-	-
C105	Manufacture of dairy products	3	-	-	-	-
C106	Manufacture of grain mill products, starches and starch products	70	-	-	-	-
C107	Manufacture of other food products	551	-	-	-	-
C108	Manufacture of prepared animal feeds	11	-	-	-	-
C110	Manufacture of beverages	64	-	-	-	-
C120	Manufacture of tobacco products	s	-	-	-	-
C131	Spinning, weaving and finishing of textiles	4	-	-	-	-
C139	Manufacture of other textiles	9	-	-	-	-
C141	Manufacture of wearing apparel, except fur apparel	4	199	-	-	142
C142	Custom tailoring and dressmaking	53	-	-	-	-
C152	Manufacture of footwear	4	-	-	-	-
C161	Sawmilling and planing of wood	22	-	-	-	-
C162	Manufacture of products of wood, cork, straw and plaiting materials					
C170	Manufacture of paper and paper products	13	-	-	-	-
C181	Printing and service activities related to printing	78	-	-	-	-
C192	Manufacture of refined petroleum products	s	-	-	-	-
C201	Manufacture of basic chemicals	11	235,694	-	64,946	38,372
C202	Manufacture of other chemical products, n.e.c.	17	-	-	-	-
C210	Manufacture of pharmaceuticals, medicinal chemical and botanical products	4	-	-	-	-
C221	Manufacture of rubber products	4	-	-	-	-
C222	Manufacture of plastic products	28	-	-	-	-
C231	Manufacture of glass and glass products	4	-	-	-	-
C239	Manufacture of non-metallic mineral products, n.e.c.	20	62,435	-	3,885	-
C241	Manufacture of basic iron and steel	17	-	-	-	-
C242	Manufacture of basic precious and other non-ferrous metals	4	540	-	-	540
C243	Casting of metals	s	-	-	-	-
C251	Manufacture of structural metal products, tanks, reservoirs and steam generators	12	-	-	-	-
C252	Manufacture of weapons and ammunition	s	-	-	-	-
C259	Manufacture of other fabricated metal products; metal working service activities	23	-	-	-	-

*Continued*

TABLE 8.1 - *Continued*

2009 PSIC Code	Region/ Industry Description	Number of Establishments	Sale of Tangible Fixed Assets			
			Total	Land	Buildings, Other Structures and Land Improvements	Transport Equipment
		(1)	(2)	(3)	(4)	(5)
C265	Manufacture of measuring, testing, navigating and control equipment; watches and clocks	s	-	-	-	-
C275	Manufacture of domestic appliances	s	-	-	-	-
C279	Manufacture of other electrical equipment	s	-	-	-	-
C281	Manufacture of general purpose machinery	3	-	-	-	-
C282	Manufacture of special purpose machinery	6	-	-	-	-
C291	Manufacture of motor vehicles	s	-	-	-	-
C293	Manufacture of parts and accessories for motor vehicles	s	-	-	-	-
C301	Building of ships and boats	}	3	-	-	-
C309	Manufacture of transport equipment, n.e.c.					
C310	Manufacture of furniture	27	-	-	-	-
C321	Manufacture of jewelry, bijouterie and related articles	s	-	-	-	-
C329	Other manufacturing, n.e.c.	6	-	-	-	-
C331	Repair of fabricated metal products, machinery and equipment	37	-	-	-	-
	<b>XII - SOCCSKSARGEN</b>	<b>629</b>	<b>4,392</b>	<b>-</b>	<b>72</b>	<b>1,271</b>
C101	Processing and preserving of meat	9	-	-	-	-
C102	Processing and preserving of fish, crustaceans and mollusks	24	1,271	-	-	1,271
C103	Processing and preserving of fruits and vegetables	3	-	-	-	-
C104	Manufacture of vegetable and animal oils and fats	5	-	-	-	-
C105	Manufacture of dairy products	s	-	-	-	-
C106	Manufacture of grain mill products, starches and starch products	110	-	-	-	-
C107	Manufacture of other food products	203	3,121	-	72	-
C108	Manufacture of prepared animal feeds	5	-	-	-	-
C110	Manufacture of beverages	37	-	-	-	-
C131	Spinning, weaving and finishing of textiles	}	3	-	-	-
C139	Manufacture of other textiles					
C141	Manufacture of wearing apparel, except fur apparel	4	-	-	-	-
C142	Custom tailoring and dressmaking	8	-	-	-	-
C152	Manufacture of footwear	s	-	-	-	-
C161	Sawmilling and planing of wood	3	-	-	-	-
C162	Manufacture of products of wood, cork, straw and plaiting materials	5	-	-	-	-
C170	Manufacture of paper and paper products	s	-	-	-	-
C181	Printing and service activities related to printing	70	-	-	-	-
C192	Manufacture of refined petroleum products	s	-	-	-	-
C201	Manufacture of basic chemicals	4	-	-	-	-
C202	Manufacture of other chemical products, n.e.c.	5	-	-	-	-

*Continued*

TABLE 8.1 - *Continued*

2009 PSIC Code	Region/ Industry Description	Number of Establishments	Sale of Tangible Fixed Assets			
			Total	Land	Buildings, Other Structures and Land Improvements	Transport Equipment
		(1)	(2)	(3)	(4)	(5)
C210	Manufacture of pharmaceuticals, medicinal chemical and botanical products	s	-	-	-	-
C221	Manufacture of rubber products	5	-	-	-	-
C222	Manufacture of plastic products	s	-	-	-	-
C231	Manufacture of glass and glass products	20	-	-	-	-
C239	Manufacture of non-metallic mineral products, n.e.c.					
C241	Manufacture of basic iron and steel	4	-	-	-	-
C243	Casting of metals	s	-	-	-	-
C251	Manufacture of structural metal products, tanks, reservoirs and steam generators	4	-	-	-	-
C259	Manufacture of other fabricated metal products; metal working service activities	38	-	-	-	-
C282	Manufacture of special purpose machinery	4	-	-	-	-
C301	Building of ships and boats	3	-	-	-	-
C309	Manufacture of transport equipment, n.e.c.					
C310	Manufacture of furniture	11	-	-	-	-
C323	Manufacture of sports goods	s	-	-	-	-
C331	Repair of fabricated metal products, machinery and equipment	31	-	-	-	-
	XIII - Caraga	440	6,689	-	416	-
C101	Processing and preserving of meat	4	-	-	-	-
C102	Processing and preserving of fish, crustaceans and mollusks	s	-	-	-	-
C103	Processing and preserving of fruits and vegetables	s	-	-	-	-
C104	Manufacture of vegetable and animal oils and fats	5	-	-	-	-
C106	Manufacture of grain mill products, starches and starch products	49	-	-	-	-
C107	Manufacture of other food products	185	-	-	-	-
C108	Manufacture of prepared animal feeds	s	-	-	-	-
C110	Manufacture of beverages	71	-	-	-	-
C139	Manufacture of other textiles	s	-	-	-	-
C142	Custom tailoring and dressmaking	9	-	-	-	-
C152	Manufacture of footwear	s	-	-	-	-
C161	Sawmilling and planing of wood	5	-	-	-	-
C162	Manufacture of products of wood, cork, straw and plaiting materials	10	-	-	-	-
C181	Printing and service activities related to printing	33	-	-	-	-
C199	Manufacture of other fuel products	s	-	-	-	-
C201	Manufacture of basic chemicals	5	-	-	-	-
C202	Manufacture of other chemical products, n.e.c.					
C221	Manufacture of rubber products	s	-	-	-	-

*Continued*

TABLE 8.1 - *Continued*

2009 PSIC Code	Region/ Industry Description	Number of Establishments	Sale of Tangible Fixed Assets			
			Total	Land	Buildings, Other Structures and Land Improvements	Transport Equipment
		(1)	(2)	(3)	(4)	(5)
C231	Manufacture of glass and glass products }	14	6,689	-	416	-
C239	Manufacture of non-metallic mineral products, n.e.c. }					
C241	Manufacture of basic iron and steel }					
C242	Manufacture of basic precious and other non-ferrous metals }	3	-	-	-	-
C251	Manufacture of structural metal products, tanks, reservoirs and steam generators }					
C259	Manufacture of other fabricated metal products; metal working service activities }					
C282	Manufacture of special purpose machinery	s	-	-	-	-
C301	Building of ships and boats	s	-	-	-	-
C309	Manufacture of transport equipment, n.e.c.	s	-	-	-	-
C310	Manufacture of furniture	10	-	-	-	-
C321	Manufacture of jewelry, bijouterie and related articles	4	-	-	-	-
C324	Manufacture of games and toys }	3	-	-	-	-
C329	Other manufacturing, n.e.c. }					
C331	Repair of fabricated metal products, machinery and equipment	10	-	-	-	-
	<b>Autonomous Region in Muslim Mindanao</b>	<b>57</b>	<b>4,691</b>	<b>-</b>	<b>-</b>	<b>4,691</b>
C101	Processing and preserving of meat	s	-	-	-	-
C104	Manufacture of vegetable and animal oils and fats	s	s	s	s	s
C106	Manufacture of grain mill products, starches and starch products	21	1,867	-	-	1,867
C107	Manufacture of other food products	18	-	-	-	-
C108	Manufacture of prepared animal feeds	s	-	-	-	-
C110	Manufacture of beverages	7	-	-	-	-
C142	Custom tailoring and dressmaking	s	-	-	-	-
C221	Manufacture of rubber products	s	-	-	-	-
C239	Manufacture of non-metallic mineral products, n.e.c.	s	-	-	-	-
C301	Building of ships and boats	s	-	-	-	-
C310	Manufacture of furniture	s	-	-	-	-

*Continued*

TABLE 8.1 - *Continued*

2009 PSIC Code	Region/ Industry Description	Sale of Tangible Fixed Assets					
		ICT Machinery and Equipment	Specialized Industrial Machineries	General Industrial Machinery and Equipment	Other Machinery and Equipment	Valuables	Other Tangible Fixed Assets
		(6)	(7)	(8)	(9)	(10)	(11)
	<b>Philippines</b>	<b>198,763</b>	<b>25,623,213</b>	<b>2,425,074</b>	<b>826,229</b>	<b>1,103</b>	<b>65,984</b>
C101	Processing and preserving of meat	15	-	150	-	-	-
C102	Processing and preserving of fish, crustaceans and mollusks	-	-	-	-	-	-
C103	Processing and preserving of fruits and vegetables	-	-	-	-	-	-
C104	Manufacture of vegetable and animal oils and fats	-	-	-	-	-	-
C105	Manufacture of dairy products	227	514,779	3	85	-	2,362
C106	Manufacture of grain mill products, starches and starch products	-	-	-	-	1,103	1,103
C107	Manufacture of other food products	47,024	100,758	347	-	-	-
C108	Manufacture of prepared animal feeds	-	-	-	-	-	-
C110	Manufacture of beverages	-	-	-	-	-	-
C120	Manufacture of tobacco products	-	-	-	-	-	-
C131	Spinning, weaving and finishing of textiles	-	-	-	-	-	-
C139	Manufacture of other textiles	-	-	34	-	-	-
C141	Manufacture of wearing apparel, except fur apparel	-	49,503	-	32	-	-
C142	Custom tailoring and dressmaking	-	-	-	-	-	-
C143	Manufacture of knitted and crocheted apparel	-	-	-	-	-	-
C151	Tanning and dressing of leather; manufacture of luggage and handbags	-	-	-	-	-	-
C152	Manufacture of footwear	-	5,268	-	-	-	-
C161	Sawmilling and planing of wood	-	-	-	-	-	-
C162	Manufacture of products of wood, cork, straw and plaiting materials	-	-	-	-	-	-
C170	Manufacture of paper and paper products	-	6,167	5,251	-	-	170
C181	Printing and service activities related to printing	-	667	1,250	-	-	-
C182	Reproduction of recorded media	-	-	-	-	-	-
C192	Manufacture of refined petroleum products	-	-	-	-	-	-
C199	Manufacture of other fuel products	-	-	-	-	-	-
C201	Manufacture of basic chemicals	27	124,859	105,005	-	-	9,396
C202	Manufacture of other chemical products, n.e.c.	-	11,204	8,492	-	-	1,768
C203	Manufacture of man-made fibers	-	-	-	-	-	-
C210	Manufacture of pharmaceuticals, medicinal chemical and botanical products	-	-	-	-	-	-
C221	Manufacture of rubber products	1	878	1,389	-	-	23
C222	Manufacture of plastic products	-	6,870	20,782	-	-	-
C231	Manufacture of glass and glass products	-	-	-	-	-	-
C239	Manufacture of non-metallic mineral products, n.e.c.	-	908	-	820,569	-	58
C241	Manufacture of basic iron and steel	-	837	-	-	-	152
C242	Manufacture of basic precious and other non-ferrous metals	-	632	-	-	-	-

*Continued*

TABLE 8.1 - *Continued*

2009 PSIC Code	Region/ Industry Description	Sale of Tangible Fixed Assets					
		ICT Machinery and Equipment	Specialized Industrial Machineries	General Industrial Machinery and Equipment	Other Machinery and Equipment	Valuables	Other Tangible Fixed Assets
		(6)	(7)	(8)	(9)	(10)	(11)
C243	Casting of metals	-	-	-	-	-	-
C251	Manufacture of structural metal products, tanks, reservoirs and steam generators	105	201	-	-	-	-
C252	Manufacture of weapons and ammunition	-	-	-	-	-	-
C259	Manufacture of other fabricated metal products; metal working service activities	-	21,578	25	-	-	-
C261	Manufacture of electronic components	137,883	10,467,521	131,301	1,485	-	42,424
C262	Manufacture of computers and peripheral equipment and accessories	-	1,074	2,144,408	-	-	-
C263	Manufacture of communication equipment	-	93	-	-	-	-
C264	Manufacture of consumer electronics	-	-	-	-	-	-
C265	Manufacture of measuring, testing, navigating and control equipment; watches and clocks	-	-	-	-	-	-
C267	Manufacture of optical instruments and photographic equipment	-	-	98	-	-	-
C271	Manufacture of electric motors, generators, transformers and electricity distribution and control apparatus	-	-	24	-	-	-
C272	Manufacture of batteries and accumulators	-	32,478	-	-	-	-
C273	Manufacture of wiring and wiring devices	-	-	-	-	-	-
C274	Manufacture of electric lighting equipment	421	2,635	722	5	-	5,973
C275	Manufacture of domestic appliances	-	-	-	-	-	-
C279	Manufacture of other electrical equipment	-	-	-	-	-	-
C281	Manufacture of general purpose machinery	-	-	56	-	-	143
C282	Manufacture of special purpose machinery	-	47,588	-	-	-	-
C291	Manufacture of motor vehicles	-	-	2,614	-	-	56
C292	Manufacture of bodies (coachwork) for motor vehicles; manufacture of trailers and semi-trailers	-	-	-	-	-	-
C293	Manufacture of parts and accessories for motor vehicles	132	14,050,683	2,829	4,054	-	1,127
C301	Building of ships and boats	-	-	-	-	-	-
C303	Manufacture of air and spacecraft and related machinery	12,867	135,587	-	-	-	-
C309	Manufacture of transport equipment, n.e.c.	62	2,019	-	-	-	1,229
C310	Manufacture of furniture	-	-	-	-	-	-
C321	Manufacture of jewelry, bijouterie and related articles	-	-	-	-	-	-
C322	Manufacture of musical instruments	-	-	-	-	-	-
C323	Manufacture of sports goods	-	-	-	-	-	-
C324	Manufacture of games and toys	-	-	-	-	-	-
C325	Manufacture of medical and dental instruments and supplies	-	-	-	-	-	-
C329	Other manufacturing, n.e.c.	-	38,425	296	-	-	-
C331	Repair of fabricated metal products, machinery and equipment	-	-	-	-	-	-
C332	Installation of industrial machinery and equipment	-	-	-	-	-	-

*Continued*

TABLE 8.1 - *Continued*

2009 PSIC Code	Region/ Industry Description	Sale of Tangible Fixed Assets					
		ICT Machinery and Equipment	Specialized Industrial Machineries	General Industrial Machinery and Equipment	Other Machinery and Equipment	Valuables	Other Tangible Fixed Assets
		(6)	(7)	(8)	(9)	(10)	(11)
	<b>National Capital Region</b>	<b>47,985</b>	<b>441,930</b>	<b>2,353</b>	<b>5</b>	<b>-</b>	<b>10,394</b>
C101	Processing and preserving of meat	-	-	-	-	-	-
C102	Processing and preserving of fish, crustaceans and mollusks	-	-	-	-	-	-
C103	Processing and preserving of fruits and vegetables	-	-	-	-	-	-
C104	Manufacture of vegetable and animal oils and fats	-	-	-	-	-	-
C105	Manufacture of dairy products	-	-	-	-	-	-
C106	Manufacture of grain mill products, starches and starch products	-	-	-	-	-	-
C107	Manufacture of other food products	-	-	347	-	-	-
C108	Manufacture of prepared animal feeds	-	-	-	-	-	-
C110	Manufacture of beverages	-	-	-	-	-	-
C120	Manufacture of tobacco products	-	-	-	-	-	-
C131	Spinning, weaving and finishing of textiles	-	-	-	-	-	-
C139	Manufacture of other textiles	-	-	34	-	-	-
C141	Manufacture of wearing apparel, except fur apparel	-	-	-	-	-	-
C142	Custom tailoring and dressmaking	-	-	-	-	-	-
C143	Manufacture of knitted and crocheted apparel	-	-	-	-	-	-
C151	Tanning and dressing of leather; manufacture of luggage and handbags	-	-	-	-	-	-
C152	Manufacture of footwear	-	-	-	-	-	-
C161	Sawmilling and planing of wood	-	-	-	-	-	-
C162	Manufacture of products of wood, cork, straw and plaiting materials	-	-	-	-	-	-
C170	Manufacture of paper and paper products	-	-	-	-	-	-
C181	Printing and service activities related to printing	-	-	1,250	-	-	-
C182	Reproduction of recorded media	-	-	-	-	-	-
C192	Manufacture of refined petroleum products	-	-	-	-	-	-
C199	Manufacture of other fuel products	-	-	-	-	-	-
C201	Manufacture of basic chemicals	-	-	-	-	-	-
C202	Manufacture of other chemical products, n.e.c.	-	-	-	-	-	-
C203	Manufacture of man-made fibers	-	-	-	-	-	-
C210	Manufacture of pharmaceuticals, medicinal chemical and botanical products	-	-	-	-	-	-
C221	Manufacture of rubber products	-	-	-	-	-	-
C222	Manufacture of plastic products	-	-	-	-	-	-
C231	Manufacture of glass and glass products	-	-	-	-	-	-
C239	Manufacture of non-metallic mineral products, n.e.c.	-	-	-	-	-	-
C241	Manufacture of basic iron and steel	-	-	-	-	-	-
C242	Manufacture of basic precious and other non-ferrous metals	-	-	-	-	-	-
C243	Casting of metals	-	-	-	-	-	-

*Continued*

TABLE 8.1 - *Continued*

2009 PSIC Code	Region/ Industry Description	Sale of Tangible Fixed Assets					
		ICT Machinery and Equipment	Specialized Industrial Machineries	General Industrial Machinery and Equipment	Other Machinery and Equipment	Valuables	Other Tangible Fixed Assets
		(6)	(7)	(8)	(9)	(10)	(11)
C251	Manufacture of structural metal products, tanks, reservoirs and steam generators	-	-	-	-	-	-
C252	Manufacture of weapons and ammunition	-	-	-	-	-	-
C259	Manufacture of other fabricated metal products; metal working service activities	-	-	-	-	-	-
C261	Manufacture of electronic components	47,564	404,798	-	-	-	3,323
C262	Manufacture of computers and peripheral equipment and accessories	-	-	-	-	-	-
C263	Manufacture of communication equipment	-	-	-	-	-	-
C264	Manufacture of consumer electronics	-	-	-	-	-	-
C265	Manufacture of measuring, testing, navigating and control equipment; watches and clocks	-	-	-	-	-	-
C267	Manufacture of optical instruments and photographic equipment	-	-	-	-	-	-
C271	Manufacture of electric motors, generators, transformers and electricity distribution and control apparatus	-	-	-	-	-	-
C272	Manufacture of batteries and accumulators	-	32,478	-	-	-	-
C273	Manufacture of wiring and wiring devices	-	-	-	-	-	-
C274	Manufacture of electric lighting equipment	421	2,635	722	5	-	5,973
C275	Manufacture of domestic appliances	-	-	-	-	-	-
C279	Manufacture of other electrical equipment	-	-	-	-	-	-
C281	Manufacture of general purpose machinery	-	-	-	-	-	-
C282	Manufacture of special purpose machinery	-	-	-	-	-	-
C291	Manufacture of motor vehicles	-	-	-	-	-	-
C292	Manufacture of bodies (coachwork) for motor vehicles; manufacture of trailers and semi-trailers	-	-	-	-	-	-
C293	Manufacture of parts and accessories for motor vehicles	-	-	-	-	-	-
C301	Building of ships and boats	-	-	-	-	-	-
C303	Manufacture of air and spacecraft and related machinery	-	2,019	-	-	-	1,098
C309	Manufacture of transport equipment, n.e.c.	-	-	-	-	-	-
C310	Manufacture of furniture	-	-	-	-	-	-
C321	Manufacture of jewelry, bijouterie and related articles	-	-	-	-	-	-
C322	Manufacture of musical instruments	-	-	-	-	-	-
C323	Manufacture of sports goods	-	-	-	-	-	-
C324	Manufacture of games and toys	-	-	-	-	-	-
C325	Manufacture of medical and dental instruments and supplies	-	-	-	-	-	-
C329	Other manufacturing, n.e.c.	-	-	-	-	-	-
C331	Repair of fabricated metal products, machinery and equipment	-	-	-	-	-	-
C332	Installation of industrial machinery and equipment	-	-	-	-	-	-

*Continued*



TABLE 8.1 - *Continued*

2009 PSIC Code	Region/ Industry Description	Sale of Tangible Fixed Assets					
		ICT Machinery and Equipment	Specialized Industrial Machineries	General Industrial Machinery and Equipment	Other Machinery and Equipment	Valuables	Other Tangible Fixed Assets
		(6)	(7)	(8)	(9)	(10)	(11)
	<b>Cordillera Administrative Region</b>	<b>12,867</b>	<b>4,645,605</b>	-	-	-	-
C101	Processing and preserving of meat	-	-	-	-	-	-
C103	Processing and preserving of fruits and vegetables	-	-	-	-	-	-
C105	Manufacture of dairy products	-	-	-	-	-	-
C106	Manufacture of grain mill products, starches and starch products	-	-	-	-	-	-
C107	Manufacture of other food products	-	-	-	-	-	-
C110	Manufacture of beverages	-	-	-	-	-	-
C131	Spinning, weaving and finishing of textiles	-	-	-	-	-	-
C139	Manufacture of other textiles	-	-	-	-	-	-
C141	Manufacture of wearing apparel, except fur apparel	-	-	-	-	-	-
C142	Custom tailoring and dressmaking	-	-	-	-	-	-
C162	Manufacture of products of wood, cork, straw and plaiting materials	-	-	-	-	-	-
C170	Manufacture of paper and paper products	-	-	-	-	-	-
C181	Printing and service activities related to printing	-	-	-	-	-	-
C201	Manufacture of basic chemicals	-	-	-	-	-	-
C202	Manufacture of other chemical products, n.e.c.	-	-	-	-	-	-
C221	Manufacture of rubber products	-	-	-	-	-	-
C222	Manufacture of plastic products	-	-	-	-	-	-
C231	Manufacture of glass and glass products	-	-	-	-	-	-
C239	Manufacture of non-metallic mineral products, n.e.c.	-	-	-	-	-	-
C241	Manufacture of basic iron and steel	-	-	-	-	-	-
C242	Manufacture of basic precious and other non-ferrous metals	-	-	-	-	-	-
C251	Manufacture of structural metal products, tanks, reservoirs and steam generators	-	-	-	-	-	-
C259	Manufacture of other fabricated metal products; metal working service activities	-	-	-	-	-	-
C261	Manufacture of electronic components	-	4,510,018	-	-	-	-
C281	Manufacture of general purpose machinery	-	-	-	-	-	-
C282	Manufacture of special purpose machinery	-	-	-	-	-	-
C303	Manufacture of air and spacecraft and related machinery	s	s	s	s	s	s
C310	Manufacture of furniture	-	-	-	-	-	-
C321	Manufacture of jewelry, bijouterie and related articles	-	-	-	-	-	-
C331	Repair of fabricated metal products, machinery and equipment	-	-	-	-	-	-
	<b>I - Ilocos Region</b>	-	<b>38</b>	-	-	-	-
C101	Processing and preserving of meat	-	-	-	-	-	-
C102	Processing and preserving of fish, crustaceans and mollusks	-	-	-	-	-	-

*Continued*

TABLE 8.1 - *Continued*

2009 PSIC Code	Region/ Industry Description	Sale of Tangible Fixed Assets					
		ICT Machinery and Equipment	Specialized Industrial Machineries	General Industrial Machinery and Equipment	Other Machinery and Equipment	Valuables	Other Tangible Fixed Assets
		(6)	(7)	(8)	(9)	(10)	(11)
C103	Processing and preserving of fruits and vegetables	s	s	s	s	s	s
C105	Manufacture of dairy products	-	-	-	-	-	-
C106	Manufacture of grain mill products, starches and starch products	-	-	-	-	-	-
C107	Manufacture of other food products	-	-	-	-	-	-
C108	Manufacture of prepared animal feeds	-	-	-	-	-	-
C110	Manufacture of beverages	-	-	-	-	-	-
C120	Manufacture of tobacco products	-	-	-	-	-	-
C131	Spinning, weaving and finishing of textiles	-	-	-	-	-	-
C141	Manufacture of wearing apparel, except fur apparel	-	38	-	-	-	-
C142	Custom tailoring and dressmaking	-	-	-	-	-	-
C162	Manufacture of products of wood, cork, straw and plaiting materials	-	-	-	-	-	-
C170	Manufacture of paper and paper products	-	-	-	-	-	-
C181	Printing and service activities related to printing	-	-	-	-	-	-
C201	Manufacture of basic chemicals	-	-	-	-	-	-
C202	Manufacture of other chemical products, n.e.c.	-	-	-	-	-	-
C210	Manufacture of pharmaceuticals, medicinal chemical and botanical products	-	-	-	-	-	-
C221	Manufacture of rubber products	-	-	-	-	-	-
C222	Manufacture of plastic products	-	-	-	-	-	-
C239	Manufacture of non-metallic mineral products, n.e.c.	-	-	-	-	-	-
C241	Manufacture of basic iron and steel	-	-	-	-	-	-
C251	Manufacture of structural metal products, tanks, reservoirs and steam generators	-	-	-	-	-	-
C259	Manufacture of other fabricated metal products; metal working service activities	-	-	-	-	-	-
C282	Manufacture of special purpose machinery	-	-	-	-	-	-
C292	Manufacture of bodies (coachwork) for motor vehicles; manufacture of trailers and semi-trailers	-	-	-	-	-	-
C293	Manufacture of parts and accessories for motor vehicles	-	-	-	-	-	-
C309	Manufacture of transport equipment, n.e.c.	-	-	-	-	-	-
C310	Manufacture of furniture	-	-	-	-	-	-
C321	Manufacture of jewelry, bijouterie and related articles	-	-	-	-	-	-
C324	Manufacture of games and toys	-	-	-	-	-	-
C329	Other manufacturing, n.e.c.	-	-	-	-	-	-
C331	Repair of fabricated metal products, machinery and equipment	-	-	-	-	-	-
<b>II - Cagayan Valley</b>		-	-	-	-	-	-
C101	Processing and preserving of meat	-	-	-	-	-	-

*Continued*

TABLE 8.1 - *Continued*

2009 PSIC Code	Region/ Industry Description	Sale of Tangible Fixed Assets					
		ICT Machinery and Equipment	Specialized Industrial Machineries	General Industrial Machinery and Equipment	Other Machinery and Equipment	Valuables	Other Tangible Fixed Assets
		(6)	(7)	(8)	(9)	(10)	(11)
C102	Processing and preserving of fish, crustaceans and mollusks	-	-	-	-	-	-
C103	Processing and preserving of fruits and vegetables	-	-	-	-	-	-
C105	Manufacture of dairy products	-	-	-	-	-	-
C106	Manufacture of grain mill products, starches and starch products	-	-	-	-	-	-
C107	Manufacture of other food products	-	-	-	-	-	-
C108	Manufacture of prepared animal feeds	-	-	-	-	-	-
C110	Manufacture of beverages	-	-	-	-	-	-
C120	Manufacture of tobacco products	-	-	-	-	-	-
C131	Spinning, weaving and finishing of textiles	-	-	-	-	-	-
C139	Manufacture of other textiles	-	-	-	-	-	-
C142	Custom tailoring and dressmaking	-	-	-	-	-	-
C162	Manufacture of products of wood, cork, straw and plaiting materials	-	-	-	-	-	-
C181	Printing and service activities related to printing	-	-	-	-	-	-
C182	Reproduction of recorded media	-	-	-	-	-	-
C192	Manufacture of refined petroleum products	-	-	-	-	-	-
C199	Manufacture of other fuel products	-	-	-	-	-	-
C201	Manufacture of basic chemicals	-	-	-	-	-	-
C231	Manufacture of glass and glass products	-	-	-	-	-	-
C239	Manufacture of non-metallic mineral products, n.e.c.	-	-	-	-	-	-
C251	Manufacture of structural metal products, tanks, reservoirs and steam generators	-	-	-	-	-	-
C259	Manufacture of other fabricated metal products; metal working service activities	-	-	-	-	-	-
C282	Manufacture of special purpose machinery	-	-	-	-	-	-
C310	Manufacture of furniture	-	-	-	-	-	-
C321	Manufacture of jewelry, bijouterie and related articles	-	-	-	-	-	-
C329	Other manufacturing, n.e.c.	-	-	-	-	-	-
C331	Repair of fabricated metal products, machinery and equipment	-	-	-	-	-	-
	<b>III - Central Luzon</b>	<b>703</b>	<b>5,372,117</b>	<b>2,224,838</b>	<b>4,054</b>	<b>-</b>	<b>373</b>
C101	Processing and preserving of meat	-	-	-	-	-	-
C102	Processing and preserving of fish, crustaceans and mollusks	-	-	-	-	-	-
C103	Processing and preserving of fruits and vegetables	-	-	-	-	-	-
C104	Manufacture of vegetable and animal oils and fats	-	-	-	-	-	-
C105	Manufacture of dairy products	-	-	-	-	-	-
C106	Manufacture of grain mill products, starches and starch products	-	-	-	-	-	-

*Continued*

TABLE 8.1 - *Continued*

2009 PSIC Code	Region/ Industry Description	Sale of Tangible Fixed Assets					
		ICT Machinery and Equipment	Specialized Industrial Machineries	General Industrial Machinery and Equipment	Other Machinery and Equipment	Valuables	Other Tangible Fixed Assets
		(6)	(7)	(8)	(9)	(10)	(11)
C107	Manufacture of other food products	-	-	-	-	-	-
C108	Manufacture of prepared animal feeds	-	-	-	-	-	-
C110	Manufacture of beverages	-	-	-	-	-	-
C120	Manufacture of tobacco products	-	-	-	-	-	-
C131	Spinning, weaving and finishing of textiles	-	-	-	-	-	-
C139	Manufacture of other textiles	-	-	-	-	-	-
C141	Manufacture of wearing apparel, except fur apparel	-	2,319	-	-	-	-
C142	Custom tailoring and dressmaking	-	-	-	-	-	-
C143	Manufacture of knitted and crocheted apparel	-	-	-	-	-	-
C151	Tanning and dressing of leather; manufacture of luggage and handbags	-	-	-	-	-	-
C152	Manufacture of footwear	-	-	-	-	-	-
C161	Sawmilling and planing of wood	-	-	-	-	-	-
C162	Manufacture of products of wood, cork, straw and plaiting materials	-	-	-	-	-	-
C170	Manufacture of paper and paper products	-	-	5,251	-	-	22
C181	Printing and service activities related to printing	-	-	-	-	-	-
C192	Manufacture of refined petroleum products	-	-	-	-	-	-
C201	Manufacture of basic chemicals	27	-	73,790	-	-	-
C202	Manufacture of other chemical products, n.e.c.	-	3,234	-	-	-	-
C210	Manufacture of pharmaceuticals, medicinal chemical and botanical products	-	-	-	-	-	-
C221	Manufacture of rubber products	1	-	1,389	-	-	23
C222	Manufacture of plastic products	-	6,870	-	-	-	-
C231	Manufacture of glass and glass products	-	-	-	-	-	-
C239	Manufacture of non-metallic mineral products, n.e.c.	-	-	-	-	-	-
C241	Manufacture of basic iron and steel	-	-	-	-	-	-
C242	Manufacture of basic precious and other non-ferrous metals	-	-	-	-	-	-
C243	Casting of metals	-	-	-	-	-	-
C251	Manufacture of structural metal products, tanks, reservoirs and steam generators	105	-	-	-	-	-
C252	Manufacture of weapons and ammunition	-	-	-	-	-	-
C259	Manufacture of other fabricated metal products; metal working service activities	-	-	-	-	-	-
C261	Manufacture of electronic components	570	5,359,694	-	-	-	302
C262	Manufacture of computers and peripheral equipment and accessories	-	-	2,144,408	-	-	-
C264	Manufacture of consumer electronics	-	-	-	-	-	-
C265	Manufacture of measuring, testing, navigating and control equipment; watches and clocks	-	-	-	-	-	-
C271	Manufacture of electric motors, generators, transformers and electricity distribution and control apparatus	-	-	-	-	-	-

*Continued*

TABLE 8.1 - *Continued*

2009 PSIC Code	Region/ Industry Description	Sale of Tangible Fixed Assets					
		ICT Machinery and Equipment	Specialized Industrial Machineries	General Industrial Machinery and Equipment	Other Machinery and Equipment	Valuables	Other Tangible Fixed Assets
		(6)	(7)	(8)	(9)	(10)	(11)
C272	Manufacture of batteries and accumulators	-	-	-	-	-	-
C273	Manufacture of wiring and wiring devices	-	-	-	-	-	-
C274	Manufacture of electric lighting equipment	-	-	-	-	-	-
C275	Manufacture of domestic appliances	-	-	-	-	-	-
C279	Manufacture of other electrical equipment	-	-	-	-	-	-
C281	Manufacture of general purpose machinery	-	-	-	-	-	-
C282	Manufacture of special purpose machinery	-	-	-	-	-	-
C291	Manufacture of motor vehicles	}	}	}	}	}	}
C292	Manufacture of bodies (coachwork) for motor vehicles;						
	manufacture of trailers and semi-trailers						
C293	Manufacture of parts and accessories for motor vehicles	-	-	-	4,054	-	25
C301	Building of ships and boats	-	-	-	-	-	-
C303	Manufacture of air and spacecraft and related machinery	-	-	-	-	-	-
C309	Manufacture of transport equipment, n.e.c.	-	-	-	-	-	-
C310	Manufacture of furniture	-	-	-	-	-	-
C321	Manufacture of jewelry, bijouterie and related articles	-	-	-	-	-	-
C322	Manufacture of musical instruments	-	-	-	-	-	-
C323	Manufacture of sports goods	-	-	-	-	-	-
C324	Manufacture of games and toys	-	-	-	-	-	-
C325	Manufacture of medical and dental instruments and supplies	-	-	-	-	-	-
C329	Other manufacturing, n.e.c.	-	-	-	-	-	-
C331	Repair of fabricated metal products, machinery and equipment	-	-	-	-	-	-
C332	Installation of industrial machinery and equipment	-	-	-	-	-	-
	<b>IVA - CALABARZON</b>	<b>89,944</b>	<b>14,827,582</b>	<b>160,818</b>	<b>562,761</b>	<b>-</b>	<b>44,571</b>
C101	Processing and preserving of meat	-	-	-	-	-	-
C102	Processing and preserving of fish, crustaceans and mollusks	-	-	-	-	-	-
C103	Processing and preserving of fruits and vegetables	-	-	-	-	-	-
C104	Manufacture of vegetable and animal oils and fats	-	-	-	-	-	-
C105	Manufacture of dairy products	-	514,567	-	-	-	2,362
C106	Manufacture of grain mill products, starches and starch products	-	-	-	-	-	-
C107	Manufacture of other food products	-	1,125	-	-	-	-
C108	Manufacture of prepared animal feeds	-	-	-	-	-	-
C110	Manufacture of beverages	-	-	-	-	-	-
C120	Manufacture of tobacco products	-	-	-	-	-	-
C131	Spinning, weaving and finishing of textiles	-	-	-	-	-	-
C139	Manufacture of other textiles	-	-	-	-	-	-
C141	Manufacture of wearing apparel, except fur apparel	-	-	-	-	-	-

*Continued*

TABLE 8.1 - *Continued*

2009 PSIC Code	Region/ Industry Description	Sale of Tangible Fixed Assets					
		ICT Machinery and Equipment	Specialized Industrial Machineries	General Industrial Machinery and Equipment	Other Machinery and Equipment	Valuables	Other Tangible Fixed Assets
		(6)	(7)	(8)	(9)	(10)	(11)
C142	Custom tailoring and dressmaking	-	-	-	-	-	-
C143	Manufacture of knitted and crocheted apparel	-	-	-	-	-	-
C151	Tanning and dressing of leather; manufacture of luggage and handbags	-	-	-	-	-	-
C152	Manufacture of footwear	-	5,268	-	-	-	-
C161	Sawmilling and planing of wood	}	-	-	-	-	-
C162	Manufacture of products of wood, cork, straw and plaiting materials						
C170	Manufacture of paper and paper products	-	6,167	-	-	-	-
C181	Printing and service activities related to printing	-	667	-	-	-	-
C182	Reproduction of recorded media	-	-	-	-	-	-
C192	Manufacture of refined petroleum products	}	-	-	-	-	-
C199	Manufacture of other fuel products						
C201	Manufacture of basic chemicals	-	-	-	-	-	-
C202	Manufacture of other chemical products, n.e.c.	-	7,970	2,893	-	-	1,768
C210	Manufacture of pharmaceuticals, medicinal chemical and botanical products	-	-	-	-	-	-
C221	Manufacture of rubber products	-	878	-	-	-	-
C222	Manufacture of plastic products	-	-	20,782	-	-	-
C231	Manufacture of glass and glass products	-	-	-	-	-	-
C239	Manufacture of non-metallic mineral products, n.e.c.	-	908	-	561,276	-	58
C241	Manufacture of basic iron and steel	-	837	-	-	-	152
C242	Manufacture of basic precious and other non-ferrous metals	-	-	-	-	-	-
C243	Casting of metals	-	-	-	-	-	-
C251	Manufacture of structural metal products, tanks, reservoirs and steam generators	-	201	-	-	-	-
C259	Manufacture of other fabricated metal products; metal working service activities	-	21,578	25	-	-	-
C261	Manufacture of electronic components	89,750	129,645	131,301	1,485	-	38,799
C262	Manufacture of computers and peripheral equipment and accessories	-	1,074	-	-	-	-
C263	Manufacture of communication equipment	-	-	-	-	-	-
C264	Manufacture of consumer electronics	-	-	-	-	-	-
C265	Manufacture of measuring, testing, navigating and control equipment; watches and clocks	-	-	-	-	-	-
C267	Manufacture of optical instruments and photographic equipment	-	-	-	-	-	-
C271	Manufacture of electric motors, generators, transformers and electricity distribution and control apparatus	-	-	24	-	-	-
C272	Manufacture of batteries and accumulators	-	-	-	-	-	-
C273	Manufacture of wiring and wiring devices	-	-	-	-	-	-
C274	Manufacture of electric lighting equipment	-	-	-	-	-	-

*Continued*

TABLE 8.1 - *Continued*

2009 PSIC Code	Region/ Industry Description	Sale of Tangible Fixed Assets					
		ICT Machinery and Equipment	Specialized Industrial Machineries	General Industrial Machinery and Equipment	Other Machinery and Equipment	Valuables	Other Tangible Fixed Assets
		(6)	(7)	(8)	(9)	(10)	(11)
C275	Manufacture of domestic appliances	-	-	-	-	-	-
C279	Manufacture of other electrical equipment	-	-	-	-	-	-
C281	Manufacture of general purpose machinery	-	-	56	-	-	143
C282	Manufacture of special purpose machinery	-	47,588	-	-	-	-
C291	Manufacture of motor vehicles	-	-	2,614	-	-	56
C292	Manufacture of bodies (coachwork) for motor vehicles; manufacture of trailers and semi-trailers	-	-	-	-	-	-
C293	Manufacture of parts and accessories for motor vehicles	132	14,050,683	2,829	-	-	1,102
C301	Building of ships and boats	-	-	-	-	-	-
C303	Manufacture of air and spacecraft and related machinery	62	-	-	-	-	131
C309	Manufacture of transport equipment, n.e.c.						
C310	Manufacture of furniture	-	-	-	-	-	-
C321	Manufacture of jewelry, bijouterie and related articles	-	-	-	-	-	-
C323	Manufacture of sports goods	-	-	-	-	-	-
C324	Manufacture of games and toys	-	-	-	-	-	-
C325	Manufacture of medical and dental instruments and supplies	-	-	-	-	-	-
C329	Other manufacturing, n.e.c.	-	38,425	296	-	-	-
C331	Repair of fabricated metal products, machinery and equipment	-	-	-	-	-	-
	<b>MIMAROPA</b>	-	-	-	-	-	-
C101	Processing and preserving of meat	-	-	-	-	-	-
C103	Processing and preserving of fruits and vegetables	-	-	-	-	-	-
C104	Manufacture of vegetable and animal oils and fats	-	-	-	-	-	-
C105	Manufacture of dairy products	-	-	-	-	-	-
C106	Manufacture of grain mill products, starches and starch products	-	-	-	-	-	-
C107	Manufacture of other food products	-	-	-	-	-	-
C110	Manufacture of beverages	-	-	-	-	-	-
C131	Spinning, weaving and finishing of textiles	-	-	-	-	-	-
C142	Custom tailoring and dressmaking	-	-	-	-	-	-
C151	Tanning and dressing of leather; manufacture of luggage and handbags	-	-	-	-	-	-
C162	Manufacture of products of wood, cork, straw and plaiting materials	-	-	-	-	-	-
C181	Printing and service activities related to printing	-	-	-	-	-	-
C192	Manufacture of refined petroleum products	-	-	-	-	-	-
C201	Manufacture of basic chemicals	-	-	-	-	-	-
C202	Manufacture of other chemical products, n.e.c.						
C210	Manufacture of pharmaceuticals, medicinal chemical and botanical products	-	-	-	-	-	-

*Continued*

TABLE 8.1 - *Continued*

2009 PSIC Code	Region/ Industry Description	Sale of Tangible Fixed Assets					
		ICT Machinery and Equipment	Specialized Industrial Machineries	General Industrial Machinery and Equipment	Other Machinery and Equipment	Valuables	Other Tangible Fixed Assets
		(6)	(7)	(8)	(9)	(10)	(11)
C222	Manufacture of plastic products	-	-	-	-	-	-
C239	Manufacture of non-metallic mineral products, n.e.c.	-	-	-	-	-	-
C242	Manufacture of basic precious and other non-ferrous metals	-	-	-	-	-	-
C259	Manufacture of other fabricated metal products; metal working service activities	-	-	-	-	-	-
C282	Manufacture of special purpose machinery	-	-	-	-	-	-
C310	Manufacture of furniture	-	-	-	-	-	-
C331	Repair of fabricated metal products, machinery and equipment	-	-	-	-	-	-
	<b>V - Bicol Region</b>	-	<b>632</b>	-	-	<b>1,103</b>	<b>1,250</b>
C101	Processing and preserving of meat	-	-	-	-	-	-
C102	Processing and preserving of fish, crustaceans and mollusks	-	-	-	-	-	-
C103	Processing and preserving of fruits and vegetables	-	-	-	-	-	-
C104	Manufacture of vegetable and animal oils and fats	-	-	-	-	-	-
C105	Manufacture of dairy products	-	-	-	-	-	-
C106	Manufacture of grain mill products, starches and starch products	-	-	-	-	1,103	1,103
C107	Manufacture of other food products	-	-	-	-	-	-
C108	Manufacture of prepared animal feeds	-	-	-	-	-	-
C110	Manufacture of beverages	-	-	-	-	-	-
C120	Manufacture of tobacco products	-	-	-	-	-	-
C131	Spinning, weaving and finishing of textiles	-	-	-	-	-	-
C139	Manufacture of other textiles	-	-	-	-	-	-
C141	Manufacture of wearing apparel, except fur apparel	-	-	-	-	-	-
C142	Custom tailoring and dressmaking	-	-	-	-	-	-
C152	Manufacture of footwear	-	-	-	-	-	-
C162	Manufacture of products of wood, cork, straw and plaiting materials	-	-	-	-	-	-
C170	Manufacture of paper and paper products	s	s	s	s	s	s
C181	Printing and service activities related to printing	-	-	-	-	-	-
C192	Manufacture of refined petroleum products	-	-	-	-	-	-
C201	Manufacture of basic chemicals	-	-	-	-	-	-
C210	Manufacture of pharmaceuticals, medicinal chemical and botanical products	-	-	-	-	-	-
C231	Manufacture of glass and glass products	-	-	-	-	-	-
C239	Manufacture of non-metallic mineral products, n.e.c.	-	-	-	-	-	-
C241	Manufacture of basic iron and steel	-	-	-	-	-	-
C242	Manufacture of basic precious and other non-ferrous metals	-	632	-	-	-	-

*Continued*



TABLE 8.1 - *Continued*

2009 PSIC Code	Region/ Industry Description	Sale of Tangible Fixed Assets					
		ICT Machinery and Equipment	Specialized Industrial Machineries	General Industrial Machinery and Equipment	Other Machinery and Equipment	Valuables	Other Tangible Fixed Assets
		(6)	(7)	(8)	(9)	(10)	(11)
C251	Manufacture of structural metal products, tanks, reservoirs and steam generators	-	-	-	-	-	-
C259	Manufacture of other fabricated metal products; metal working service activities	-	-	-	-	-	-
C282	Manufacture of special purpose machinery	-	-	-	-	-	-
C293	Manufacture of parts and accessories for motor vehicles	-	-	-	-	-	-
C310	Manufacture of furniture	-	-	-	-	-	-
C329	Other manufacturing, n.e.c.	-	-	-	-	-	-
C331	Repair of fabricated metal products, machinery and equipment	-	-	-	-	-	-
	<b>VI - Western Visayas</b>	-	-	-	-	-	-
C101	Processing and preserving of meat	-	-	-	-	-	-
C102	Processing and preserving of fish, crustaceans and mollusks	-	-	-	-	-	-
C103	Processing and preserving of fruits and vegetables	-	-	-	-	-	-
C104	Manufacture of vegetable and animal oils and fats	-	-	-	-	-	-
C105	Manufacture of dairy products	-	-	-	-	-	-
C106	Manufacture of grain mill products, starches and starch products	-	-	-	-	-	-
C107	Manufacture of other food products	-	-	-	-	-	-
C108	Manufacture of prepared animal feeds	-	-	-	-	-	-
C110	Manufacture of beverages	-	-	-	-	-	-
C131	Spinning, weaving and finishing of textiles	-	-	-	-	-	-
C139	Manufacture of other textiles	-	-	-	-	-	-
C141	Manufacture of wearing apparel, except fur apparel	-	-	-	-	-	-
C142	Custom tailoring and dressmaking	-	-	-	-	-	-
C161	Sawmilling and planing of wood	-	-	-	-	-	-
C162	Manufacture of products of wood, cork, straw and plaiting materials	-	-	-	-	-	-
C170	Manufacture of paper and paper products	-	-	-	-	-	-
C181	Printing and service activities related to printing	-	-	-	-	-	-
C199	Manufacture of other fuel products	-	-	-	-	-	-
C201	Manufacture of basic chemicals	-	-	-	-	-	-
C202	Manufacture of other chemical products, n.e.c.	-	-	-	-	-	-
C210	Manufacture of pharmaceuticals, medicinal chemical and botanical products	-	-	-	-	-	-
C222	Manufacture of plastic products	-	-	-	-	-	-
C231	Manufacture of glass and glass products	-	-	-	-	-	-
C239	Manufacture of non-metallic mineral products, n.e.c.	-	-	-	-	-	-
C241	Manufacture of basic iron and steel	-	-	-	-	-	-
C243	Casting of metals	-	-	-	-	-	-

*Continued*

TABLE 8.1 - *Continued*

2009 PSIC Code	Region/ Industry Description	Sale of Tangible Fixed Assets					
		ICT Machinery and Equipment	Specialized Industrial Machineries	General Industrial Machinery and Equipment	Other Machinery and Equipment	Valuables	Other Tangible Fixed Assets
		(6)	(7)	(8)	(9)	(10)	(11)
C251	Manufacture of structural metal products, tanks, reservoirs and steam generators	-	-	-	-	-	-
C259	Manufacture of other fabricated metal products; metal working service activities	-	-	-	-	-	-
C273	Manufacture of wiring and wiring devices	-	-	-	-	-	-
C275	Manufacture of domestic appliances	-	-	-	-	-	-
C282	Manufacture of special purpose machinery	-	-	-	-	-	-
C310	Manufacture of furniture	-	-	-	-	-	-
C329	Other manufacturing, n.e.c.	-	-	-	-	-	-
C331	Repair of fabricated metal products, machinery and equipment	-	-	-	-	-	-
	<b>VII - Central Visayas</b>	-	<b>110,548</b>	<b>5,697</b>	<b>194,501</b>	-	-
C101	Processing and preserving of meat	-	-	-	-	-	-
C102	Processing and preserving of fish, crustaceans and mollusks	-	-	-	-	-	-
C103	Processing and preserving of fruits and vegetables	-	-	-	-	-	-
C104	Manufacture of vegetable and animal oils and fats	-	-	-	-	-	-
C105	Manufacture of dairy products	-	-	-	-	-	-
C106	Manufacture of grain mill products, starches and starch products	-	-	-	-	-	-
C107	Manufacture of other food products	-	-	-	-	-	-
C108	Manufacture of prepared animal feeds	-	-	-	-	-	-
C110	Manufacture of beverages	-	-	-	-	-	-
C131	Spinning, weaving and finishing of textiles	-	-	-	-	-	-
C139	Manufacture of other textiles	-	-	-	-	-	-
C141	Manufacture of wearing apparel, except fur apparel	-	47,089	-	32	-	-
C142	Custom tailoring and dressmaking	-	-	-	-	-	-
C151	Tanning and dressing of leather; manufacture of luggage and handbags	-	-	-	-	-	-
C152	Manufacture of footwear	-	-	-	-	-	-
C161	Sawmilling and planing of wood	-	-	-	-	-	-
C162	Manufacture of products of wood, cork, straw and plaiting materials	-	-	-	-	-	-
C170	Manufacture of paper and paper products	-	-	-	-	-	-
C181	Printing and service activities related to printing	-	-	-	-	-	-
C199	Manufacture of other fuel products	-	-	-	-	-	-
C201	Manufacture of basic chemicals	-	-	-	-	-	-
C202	Manufacture of other chemical products, n.e.c.	-	-	5,599	-	-	-
C203	Manufacture of man-made fibers	-	-	-	-	-	-
C210	Manufacture of pharmaceuticals, medicinal chemical and botanical products	-	-	-	-	-	-

*Continued*

TABLE 8.1 - *Continued*

2009 PSIC Code	Region/ Industry Description	Sale of Tangible Fixed Assets					
		ICT Machinery and Equipment	Specialized Industrial Machineries	General Industrial Machinery and Equipment	Other Machinery and Equipment	Valuables	Other Tangible Fixed Assets
		(6)	(7)	(8)	(9)	(10)	(11)
C221	Manufacture of rubber products	-	-	-	-	-	-
C222	Manufacture of plastic products	-	-	-	-	-	-
C231	Manufacture of glass and glass products	-	-	-	-	-	-
C239	Manufacture of non-metallic mineral products, n.e.c.	-	-	-	194,470	-	-
C241	Manufacture of basic iron and steel	-	-	-	-	-	-
C242	Manufacture of basic precious and other non-ferrous metals	-	-	-	-	-	-
C243	Casting of metals	-	-	-	-	-	-
C251	Manufacture of structural metal products, tanks, reservoirs and steam generators	-	-	-	-	-	-
C252	Manufacture of weapons and ammunition	-	-	-	-	-	-
C259	Manufacture of other fabricated metal products; metal working service activities	-	-	-	-	-	-
C261	Manufacture of electronic components	-	63,367	-	-	-	-
C262	Manufacture of computers and peripheral equipment and accessories	-	93	-	-	-	-
C263	Manufacture of communication equipment	-	-	-	-	-	-
C265	Manufacture of measuring, testing, navigating and control equipment; watches and clocks	-	-	-	-	-	-
C267	Manufacture of optical instruments and photographic equipment	-	-	98	-	-	-
C271	Manufacture of electric motors, generators, transformers and electricity distribution and control apparatus	-	-	-	-	-	-
C273	Manufacture of wiring and wiring devices	-	-	-	-	-	-
C274	Manufacture of electric lighting equipment	-	-	-	-	-	-
C275	Manufacture of domestic appliances	-	-	-	-	-	-
C281	Manufacture of general purpose machinery	-	-	-	-	-	-
C282	Manufacture of special purpose machinery	-	-	-	-	-	-
C291	Manufacture of motor vehicles	-	-	-	-	-	-
C292	Manufacture of bodies (coachwork) for motor vehicles; manufacture of trailers and semi-trailers	-	-	-	-	-	-
C293	Manufacture of parts and accessories for motor vehicles	-	-	-	-	-	-
C301	Building of ships and boats	-	-	-	-	-	-
C309	Manufacture of transport equipment, n.e.c.	-	-	-	-	-	-
C310	Manufacture of furniture	-	-	-	-	-	-
C321	Manufacture of jewelry, bijouterie and related articles	-	-	-	-	-	-
C322	Manufacture of musical instruments	-	-	-	-	-	-
C323	Manufacture of sports goods	s	s	s	s	s	s
C324	Manufacture of games and toys	-	-	-	-	-	-
C325	Manufacture of medical and dental instruments and supplies	-	-	-	-	-	-
C329	Other manufacturing, n.e.c.	-	-	-	-	-	-

*Continued*

TABLE 8.1 - *Continued*

2009 PSIC Code	Region/ Industry Description	Sale of Tangible Fixed Assets					
		ICT Machinery and Equipment	Specialized Industrial Machineries	General Industrial Machinery and Equipment	Other Machinery and Equipment	Valuables	Other Tangible Fixed Assets
		(6)	(7)	(8)	(9)	(10)	(11)
C331	Repair of fabricated metal products, machinery and equipment	-	-	-	-	-	-
	<b>VIII - Eastern Visayas</b>	<b>47,024</b>	<b>96,584</b>	-	-	-	-
C101	Processing and preserving of meat	-	-	-	-	-	-
C102	Processing and preserving of fish, crustaceans and mollusks	-	-	-	-	-	-
C103	Processing and preserving of fruits and vegetables	-	-	-	-	-	-
C104	Manufacture of vegetable and animal oils and fats	-	-	-	-	-	-
C106	Manufacture of grain mill products, starches and starch products	-	-	-	-	-	-
C107	Manufacture of other food products	47,024	96,584	-	-	-	-
C110	Manufacture of beverages	-	-	-	-	-	-
C139	Manufacture of other textiles	-	-	-	-	-	-
C142	Custom tailoring and dressmaking	-	-	-	-	-	-
C162	Manufacture of products of wood, cork, straw and plaiting materials	-	-	-	-	-	-
C170	Manufacture of paper and paper products	-	-	-	-	-	-
C181	Printing and service activities related to printing	-	-	-	-	-	-
C192	Manufacture of refined petroleum products	-	-	-	-	-	-
C201	Manufacture of basic chemicals	-	-	-	-	-	-
C202	Manufacture of other chemical products, n.e.c.	-	-	-	-	-	-
C210	Manufacture of pharmaceuticals, medicinal chemical and botanical products	-	-	-	-	-	-
C221	Manufacture of rubber products	-	-	-	-	-	-
C222	Manufacture of plastic products	-	-	-	-	-	-
C231	Manufacture of glass and glass products	-	-	-	-	-	-
C239	Manufacture of non-metallic mineral products, n.e.c.	-	-	-	-	-	-
C242	Manufacture of basic precious and other non-ferrous metals	-	-	-	-	-	-
C243	Casting of metals	-	-	-	-	-	-
C251	Manufacture of structural metal products, tanks, reservoirs and steam generators	-	-	-	-	-	-
C259	Manufacture of other fabricated metal products; metal working service activities	-	-	-	-	-	-
C273	Manufacture of wiring and wiring devices	-	-	-	-	-	-
C282	Manufacture of special purpose machinery	-	-	-	-	-	-
C310	Manufacture of furniture	-	-	-	-	-	-
C329	Other manufacturing, n.e.c.	-	-	-	-	-	-
C331	Repair of fabricated metal products, machinery and equipment	-	-	-	-	-	-

*Continued*

TABLE 8.1 - *Continued*

2009 PSIC Code	Region/ Industry Description	Sale of Tangible Fixed Assets					
		ICT Machinery and Equipment	Specialized Industrial Machineries	General Industrial Machinery and Equipment	Other Machinery and Equipment	Valuables	Other Tangible Fixed Assets
		(6)	(7)	(8)	(9)	(10)	(11)
	<b>IX - Zamboanga Peninsula</b>	-	-	-	-	-	-
C101	Processing and preserving of meat	-	-	-	-	-	-
C102	Processing and preserving of fish, crustaceans and mollusks	-	-	-	-	-	-
C103	Processing and preserving of fruits and vegetables	-	-	-	-	-	-
C104	Manufacture of vegetable and animal oils and fats	-	-	-	-	-	-
C105	Manufacture of dairy products	-	-	-	-	-	-
C106	Manufacture of grain mill products, starches and starch products	-	-	-	-	-	-
C107	Manufacture of other food products	-	-	-	-	-	-
C108	Manufacture of prepared animal feeds	-	-	-	-	-	-
C110	Manufacture of beverages	-	-	-	-	-	-
C142	Custom tailoring and dressmaking	-	-	-	-	-	-
C161	Sawmilling and planing of wood	-	-	-	-	-	-
C162	Manufacture of products of wood, cork, straw and plaiting materials	-	-	-	-	-	-
C181	Printing and service activities related to printing	-	-	-	-	-	-
C202	Manufacture of other chemical products, n.e.c.	-	-	-	-	-	-
C221	Manufacture of rubber products	-	-	-	-	-	-
C222	Manufacture of plastic products	-	-	-	-	-	-
C231	Manufacture of glass and glass products	-	-	-	-	-	-
C239	Manufacture of non-metallic mineral products, n.e.c.	-	-	-	-	-	-
C241	Manufacture of basic iron and steel	-	-	-	-	-	-
C251	Manufacture of structural metal products, tanks, reservoirs and steam generators	-	-	-	-	-	-
C259	Manufacture of other fabricated metal products; metal working service activities	-	-	-	-	-	-
C301	Building of ships and boats	-	-	-	-	-	-
C310	Manufacture of furniture	-	-	-	-	-	-
C324	Manufacture of games and toys	-	-	-	-	-	-
C329	Other manufacturing, n.e.c.	-	-	-	-	-	-
C331	Repair of fabricated metal products, machinery and equipment	-	-	-	-	-	-
	<b>X - Northern Mindanao</b>	<b>241</b>	<b>211</b>	<b>31,368</b>	<b>85</b>	<b>-</b>	<b>1,879</b>
C101	Processing and preserving of meat	15	-	150	-	-	-
C102	Processing and preserving of fish, crustaceans and mollusks	-	-	-	-	-	-
C103	Processing and preserving of fruits and vegetables	-	-	-	-	-	-
C104	Manufacture of vegetable and animal oils and fats	-	-	-	-	-	-
C105	Manufacture of dairy products	227	211	3	85	-	-

*Continued*

TABLE 8.1 - *Continued*

2009 PSIC Code	Region/ Industry Description	Sale of Tangible Fixed Assets					
		ICT Machinery and Equipment	Specialized Industrial Machineries	General Industrial Machinery and Equipment	Other Machinery and Equipment	Valuables	Other Tangible Fixed Assets
		(6)	(7)	(8)	(9)	(10)	(11)
C106	Manufacture of grain mill products, starches and starch products	-	-	-	-	-	-
C107	Manufacture of other food products	-	-	-	-	-	-
C108	Manufacture of prepared animal feeds	-	-	-	-	-	-
C110	Manufacture of beverages	-	-	-	-	-	-
C139	Manufacture of other textiles	-	-	-	-	-	-
C141	Manufacture of wearing apparel, except fur apparel	-	-	-	-	-	-
C142	Custom tailoring and dressmaking	-	-	-	-	-	-
C152	Manufacture of footwear	-	-	-	-	-	-
C161	Sawmilling and planing of wood	-	-	-	-	-	-
C162	Manufacture of products of wood, cork, straw and plaiting materials	-	-	-	-	-	-
C170	Manufacture of paper and paper products	-	-	-	-	-	-
C181	Printing and service activities related to printing	-	-	-	-	-	-
C192	Manufacture of refined petroleum products	-	-	-	-	-	-
C201	Manufacture of basic chemicals	-	-	31,215	-	-	1,879
C202	Manufacture of other chemical products, n.e.c.	-	-	-	-	-	-
C210	Manufacture of pharmaceuticals, medicinal chemical and botanical products	-	-	-	-	-	-
C221	Manufacture of rubber products	s	s	s	s	s	s
C222	Manufacture of plastic products	-	-	-	-	-	-
C231	Manufacture of glass and glass products	-	-	-	-	-	-
C239	Manufacture of non-metallic mineral products, n.e.c.	-	-	-	-	-	-
C241	Manufacture of basic iron and steel	-	-	-	-	-	-
C243	Casting of metals	-	-	-	-	-	-
C251	Manufacture of structural metal products, tanks, reservoirs and steam generators	-	-	-	-	-	-
C252	Manufacture of weapons and ammunition	-	-	-	-	-	-
C259	Manufacture of other fabricated metal products; metal working service activities	-	-	-	-	-	-
C282	Manufacture of special purpose machinery	-	-	-	-	-	-
C291	Manufacture of motor vehicles	-	-	-	-	-	-
C292	Manufacture of bodies (coachwork) for motor vehicles; manufacture of trailers and semi-trailers	-	-	-	-	-	-
C310	Manufacture of furniture	-	-	-	-	-	-
C321	Manufacture of jewelry, bijouterie and related articles	-	-	-	-	-	-
C324	Manufacture of games and toys	-	-	-	-	-	-
C325	Manufacture of medical and dental instruments and supplies	-	-	-	-	-	-
C329	Other manufacturing, n.e.c.	-	-	-	-	-	-
C331	Repair of fabricated metal products, machinery and equipment	-	-	-	-	-	-

*Continued*

TABLE 8.1 - *Continued*

2009 PSIC Code	Region/ Industry Description	Sale of Tangible Fixed Assets					
		ICT Machinery and Equipment	Specialized Industrial Machineries	General Industrial Machinery and Equipment	Other Machinery and Equipment	Valuables	Other Tangible Fixed Assets
		(6)	(7)	(8)	(9)	(10)	(11)
	<b>XI - Davao Region</b>	-	<b>124,916</b>	-	<b>58,550</b>	-	<b>7,517</b>
C101	Processing and preserving of meat	-	-	-	-	-	-
C102	Processing and preserving of fish, crustaceans and mollusks	-	-	-	-	-	-
C103	Processing and preserving of fruits and vegetables	-	-	-	-	-	-
C104	Manufacture of vegetable and animal oils and fats	-	-	-	-	-	-
C105	Manufacture of dairy products	-	-	-	-	-	-
C106	Manufacture of grain mill products, starches and starch products	-	-	-	-	-	-
C107	Manufacture of other food products	-	-	-	-	-	-
C108	Manufacture of prepared animal feeds	-	-	-	-	-	-
C110	Manufacture of beverages	-	-	-	-	-	-
C120	Manufacture of tobacco products	-	-	-	-	-	-
C131	Spinning, weaving and finishing of textiles	-	-	-	-	-	-
C139	Manufacture of other textiles	-	-	-	-	-	-
C141	Manufacture of wearing apparel, except fur apparel	-	57	-	-	-	-
C142	Custom tailoring and dressmaking	-	-	-	-	-	-
C152	Manufacture of footwear	-	-	-	-	-	-
C161	Sawmilling and planing of wood	-	-	-	-	-	-
C162	Manufacture of products of wood, cork, straw and plaiting materials	-	-	-	-	-	-
C170	Manufacture of paper and paper products	-	-	-	-	-	-
C181	Printing and service activities related to printing	-	-	-	-	-	-
C192	Manufacture of refined petroleum products	-	-	-	-	-	-
C201	Manufacture of basic chemicals	-	124,859	-	-	-	7,517
C202	Manufacture of other chemical products, n.e.c.	-	-	-	-	-	-
C210	Manufacture of pharmaceuticals, medicinal chemical and botanical products	-	-	-	-	-	-
C221	Manufacture of rubber products	-	-	-	-	-	-
C222	Manufacture of plastic products	-	-	-	-	-	-
C231	Manufacture of glass and glass products	-	-	-	-	-	-
C239	Manufacture of non-metallic mineral products, n.e.c.	-	-	-	58,550	-	-
C241	Manufacture of basic iron and steel	-	-	-	-	-	-
C242	Manufacture of basic precious and other non-ferrous metals	-	-	-	-	-	-
C243	Casting of metals	-	-	-	-	-	-
C251	Manufacture of structural metal products, tanks, reservoirs and steam generators	-	-	-	-	-	-
C252	Manufacture of weapons and ammunition	-	-	-	-	-	-
C259	Manufacture of other fabricated metal products; metal working service activities	-	-	-	-	-	-

*Continued*

TABLE 8.1 - *Continued*

2009 PSIC Code	Region/ Industry Description	Sale of Tangible Fixed Assets					
		ICT Machinery and Equipment	Specialized Industrial Machineries	General Industrial Machinery and Equipment	Other Machinery and Equipment	Valuables	Other Tangible Fixed Assets
		(6)	(7)	(8)	(9)	(10)	(11)
C265	Manufacture of measuring, testing, navigating and control equipment; watches and clocks	-	-	-	-	-	-
C275	Manufacture of domestic appliances	-	-	-	-	-	-
C279	Manufacture of other electrical equipment	-	-	-	-	-	-
C281	Manufacture of general purpose machinery	-	-	-	-	-	-
C282	Manufacture of special purpose machinery	-	-	-	-	-	-
C291	Manufacture of motor vehicles	-	-	-	-	-	-
C293	Manufacture of parts and accessories for motor vehicles	-	-	-	-	-	-
C301	Building of ships and boats	-	-	-	-	-	-
C309	Manufacture of transport equipment, n.e.c.	-	-	-	-	-	-
C310	Manufacture of furniture	-	-	-	-	-	-
C321	Manufacture of jewelry, bijouterie and related articles	-	-	-	-	-	-
C329	Other manufacturing, n.e.c.	-	-	-	-	-	-
C331	Repair of fabricated metal products, machinery and equipment	-	-	-	-	-	-
	<b>XII - SOCCSKSARGEN</b>	-	<b>3,050</b>	-	-	-	-
C101	Processing and preserving of meat	-	-	-	-	-	-
C102	Processing and preserving of fish, crustaceans and mollusks	-	-	-	-	-	-
C103	Processing and preserving of fruits and vegetables	-	-	-	-	-	-
C104	Manufacture of vegetable and animal oils and fats	-	-	-	-	-	-
C105	Manufacture of dairy products	-	-	-	-	-	-
C106	Manufacture of grain mill products, starches and starch products	-	-	-	-	-	-
C107	Manufacture of other food products	-	3,050	-	-	-	-
C108	Manufacture of prepared animal feeds	-	-	-	-	-	-
C110	Manufacture of beverages	-	-	-	-	-	-
C131	Spinning, weaving and finishing of textiles	-	-	-	-	-	-
C139	Manufacture of other textiles	-	-	-	-	-	-
C141	Manufacture of wearing apparel, except fur apparel	-	-	-	-	-	-
C142	Custom tailoring and dressmaking	-	-	-	-	-	-
C152	Manufacture of footwear	-	-	-	-	-	-
C161	Sawmilling and planing of wood	-	-	-	-	-	-
C162	Manufacture of products of wood, cork, straw and plaiting materials	-	-	-	-	-	-
C170	Manufacture of paper and paper products	-	-	-	-	-	-
C181	Printing and service activities related to printing	-	-	-	-	-	-
C192	Manufacture of refined petroleum products	-	-	-	-	-	-
C201	Manufacture of basic chemicals	-	-	-	-	-	-
C202	Manufacture of other chemical products, n.e.c.	-	-	-	-	-	-

*Continued*



TABLE 8.1 - *Continued*

2009 PSIC Code	Region/ Industry Description	Sale of Tangible Fixed Assets					
		ICT Machinery and Equipment	Specialized Industrial Machineries	General Industrial Machinery and Equipment	Other Machinery and Equipment	Valuables	Other Tangible Fixed Assets
		(6)	(7)	(8)	(9)	(10)	(11)
C210	Manufacture of pharmaceuticals, medicinal chemical and botanical products	-	-	-	-	-	-
C221	Manufacture of rubber products	-	-	-	-	-	-
C222	Manufacture of plastic products	-	-	-	-	-	-
C231	Manufacture of glass and glass products	-	-	-	-	-	-
C239	Manufacture of non-metallic mineral products, n.e.c.	-	-	-	-	-	-
C241	Manufacture of basic iron and steel	-	-	-	-	-	-
C243	Casting of metals	-	-	-	-	-	-
C251	Manufacture of structural metal products, tanks, reservoirs and steam generators	-	-	-	-	-	-
C259	Manufacture of other fabricated metal products; metal working service activities	-	-	-	-	-	-
C282	Manufacture of special purpose machinery	-	-	-	-	-	-
C301	Building of ships and boats	-	-	-	-	-	-
C309	Manufacture of transport equipment, n.e.c.	-	-	-	-	-	-
C310	Manufacture of furniture	-	-	-	-	-	-
C323	Manufacture of sports goods	-	-	-	-	-	-
C331	Repair of fabricated metal products, machinery and equipment	-	-	-	-	-	-
	<b>XIII - Caraga</b>	-	-	-	<b>6,273</b>	-	-
C101	Processing and preserving of meat	-	-	-	-	-	-
C102	Processing and preserving of fish, crustaceans and mollusks	-	-	-	-	-	-
C103	Processing and preserving of fruits and vegetables	-	-	-	-	-	-
C104	Manufacture of vegetable and animal oils and fats	-	-	-	-	-	-
C106	Manufacture of grain mill products, starches and starch products	-	-	-	-	-	-
C107	Manufacture of other food products	-	-	-	-	-	-
C108	Manufacture of prepared animal feeds	-	-	-	-	-	-
C110	Manufacture of beverages	-	-	-	-	-	-
C139	Manufacture of other textiles	-	-	-	-	-	-
C142	Custom tailoring and dressmaking	-	-	-	-	-	-
C152	Manufacture of footwear	-	-	-	-	-	-
C161	Sawmilling and planing of wood	-	-	-	-	-	-
C162	Manufacture of products of wood, cork, straw and plaiting materials	-	-	-	-	-	-
C181	Printing and service activities related to printing	-	-	-	-	-	-
C199	Manufacture of other fuel products	-	-	-	-	-	-
C201	Manufacture of basic chemicals	-	-	-	-	-	-
C202	Manufacture of other chemical products, n.e.c.	-	-	-	-	-	-
C221	Manufacture of rubber products	-	-	-	-	-	-

*Continued*

TABLE 8.1 - *Concluded*

2009 PSIC Code	Region/ Industry Description	Sale of Tangible Fixed Assets					
		ICT Machinery and Equipment	Specialized Industrial Machineries	General Industrial Machinery and Equipment	Other Machinery and Equipment	Valuables	Other Tangible Fixed Assets
		(6)	(7)	(8)	(9)	(10)	(11)
C231	Manufacture of glass and glass products }	-	-	-	6,273	-	-
C239	Manufacture of non-metallic mineral products, n.e.c. }	-	-	-	-	-	-
C241	Manufacture of basic iron and steel }	-	-	-	-	-	-
C242	Manufacture of basic precious and other non-ferrous metals }	-	-	-	-	-	-
C251	Manufacture of structural metal products, tanks, reservoirs and steam generators }	-	-	-	-	-	-
C259	Manufacture of other fabricated metal products; metal working service activities }	-	-	-	-	-	-
C282	Manufacture of special purpose machinery	-	-	-	-	-	-
C301	Building of ships and boats	-	-	-	-	-	-
C309	Manufacture of transport equipment, n.e.c.	-	-	-	-	-	-
C310	Manufacture of furniture	-	-	-	-	-	-
C321	Manufacture of jewelry, bijouterie and related articles	-	-	-	-	-	-
C324	Manufacture of games and toys }	-	-	-	-	-	-
C329	Other manufacturing, n.e.c. }	-	-	-	-	-	-
C331	Repair of fabricated metal products, machinery and equipment	-	-	-	-	-	-
	<b>Autonomous Region in Muslim Mindanao</b>	-	-	-	-	-	-
C101	Processing and preserving of meat	-	-	-	-	-	-
C104	Manufacture of vegetable and animal oils and fats	s	s	s	s	s	s
C106	Manufacture of grain mill products, starches and starch products	-	-	-	-	-	-
C107	Manufacture of other food products	-	-	-	-	-	-
C108	Manufacture of prepared animal feeds	-	-	-	-	-	-
C110	Manufacture of beverages	-	-	-	-	-	-
C142	Custom tailoring and dressmaking	-	-	-	-	-	-
C221	Manufacture of rubber products	-	-	-	-	-	-
C239	Manufacture of non-metallic mineral products, n.e.c.	-	-	-	-	-	-
C301	Building of ships and boats	-	-	-	-	-	-
C310	Manufacture of furniture	-	-	-	-	-	-

- zero value

} Combined data

s Suppressed data

Notes: Values are in thousand pesos, except number of establishments.

Details may not add-up to total due to rounding and/or statistical disclosure control.

Source: Philippine Statistics Authority, 2019 Annual Survey of Philippine Business and Industry (Final Results)

Table 8.2. Number of Establishments and Losses and Damages to Tangible Fixed Assets by Type for Manufacturing Establishments  
by Region and Industry Group: Philippines, 2019

2009 PSIC Code	Region/ Industry Description	Number of Establishments	Losses and Damages			
			Total	Land	Buildings, Other Structures and Land Improvements	Transport Equipment
		(1)	(2)	(3)	(4)	(5)
	Philippines	24,270	12,074,875	5,160	947,865	275,039
C101	Processing and preserving of meat	294	126,860	5,160	27,916	22,371
C102	Processing and preserving of fish, crustaceans and mollusks	225	220,464	-	56,117	8,688
C103	Processing and preserving of fruits and vegetables	144	1,286	-	-	-
C104	Manufacture of vegetable and animal oils and fats	136	126,643	-	25,818	-
C105	Manufacture of dairy products	89	6	-	-	-
C106	Manufacture of grain mill products, starches and starch products	1,218	354,091	-	289,486	27,563
C107	Manufacture of other food products	7,739	96,223	-	38,174	22,339
C108	Manufacture of prepared animal feeds	196	-	-	-	-
C110	Manufacture of beverages	2,637	-	-	-	-
C120	Manufacture of tobacco products	19	-	-	-	-
C131	Spinning, weaving and finishing of textiles	109	4,524	-	-	-
C139	Manufacture of other textiles	254	-	-	-	-
C141	Manufacture of wearing apparel, except fur apparel	849	5,371	-	345	1,000
C142	Custom tailoring and dressmaking	500	50	-	-	-
C143	Manufacture of knitted and crocheted apparel	19	-	-	-	-
C151	Tanning and dressing of leather; manufacture of luggage and handbags	46	-	-	-	-
C152	Manufacture of footwear	148	-	-	-	-
C161	Sawmilling and planing of wood	48	-	-	-	-
C162	Manufacture of products of wood, cork, straw and plaiting materials	290	-	-	-	-
C170	Manufacture of paper and paper products	361	15,829	-	1,763	6,282
C181	Printing and service activities related to printing	2,113	78	-	-	-
C182	Reproduction of recorded media	6	-	-	-	-
C192	Manufacture of refined petroleum products	26	-	-	-	-
C199	Manufacture of other fuel products	7	-	-	-	-
C201	Manufacture of basic chemicals	196	511	-	8	-
C202	Manufacture of other chemical products, n.e.c.	390	55,631	-	1,617	1,868
C203	Manufacture of man-made fibers	3	-	-	-	-
C210	Manufacture of pharmaceuticals, medicinal chemical and botanical products	121	113	-	57	-
C221	Manufacture of rubber products	147	-	-	-	-
C222	Manufacture of plastic products	820	318,007	-	36,667	25,529
C231	Manufacture of glass and glass products	92	-	-	-	-
C239	Manufacture of non-metallic mineral products, n.e.c.	654	397,277	-	-	53
C241	Manufacture of basic iron and steel	299	-	-	-	-
C242	Manufacture of basic precious and other non-ferrous metals	33	-	-	-	-

Continued

TABLE 8.2 - *Continued*

2009 PSIC Code	Region/ Industry Description	Number of Establishments	Losses and Damages			
			Total	Land	Buildings, Other Structures and Land Improvements	Transport Equipment
		(1)	(2)	(3)	(4)	(5)
C243	Casting of metals	52	135	-	-	-
C251	Manufacture of structural metal products, tanks, reservoirs and steam generators	428	155,091	-	43,384	13,914
C252	Manufacture of weapons and ammunition	14	-	-	-	-
C259	Manufacture of other fabricated metal products; metal working service activities	761	38,455	-	4,014	2,535
C261	Manufacture of electronic components	145	3,399,199	-	64,937	-
C262	Manufacture of computers and peripheral equipment and accessories	32	39,549	-	-	-
C263	Manufacture of communication equipment	12	-	-	-	-
C264	Manufacture of consumer electronics	18	-	-	-	-
C265	Manufacture of measuring, testing, navigating and control equipment; watches and clocks	21	-	-	-	-
C267	Manufacture of optical instruments and photographic equipment	21	1,213,019	-	164,175	5,648
C271	Manufacture of electric motors, generators, transformers and electricity distribution and control apparatus	56	178,712	-	29,963	-
C272	Manufacture of batteries and accumulators	11	-	-	-	-
C273	Manufacture of wiring and wiring devices	57	-	-	-	-
C274	Manufacture of electric lighting equipment	38	2,184	-	-	1,171
C275	Manufacture of domestic appliances	44	-	-	-	-
C279	Manufacture of other electrical equipment	24	-	-	-	-
C281	Manufacture of general purpose machinery	132	1,984	-	-	-
C282	Manufacture of special purpose machinery	210	4,989	-	4,675	139
C291	Manufacture of motor vehicles	41	42,010	-	1,537	-
C292	Manufacture of bodies (coachwork) for motor vehicles; manufacture of trailers and semi-trailers	27	-	-	-	-
C293	Manufacture of parts and accessories for motor vehicles	115	2,609,406	-	-	1,035
C301	Building of ships and boats	32	-	-	-	-
C303	Manufacture of air and spacecraft and related machinery	9	-	-	-	-
C309	Manufacture of transport equipment, n.e.c.	73	467	-	-	-
C310	Manufacture of furniture	717	2,666,337	-	156,924	134,830
C321	Manufacture of jewelry, bijouterie and related articles	77	-	-	-	-
C322	Manufacture of musical instruments	3	-	-	-	-
C323	Manufacture of sports goods	23	-	-	-	-
C324	Manufacture of games and toys	31	-	-	-	-
C325	Manufacture of medical and dental instruments and supplies	48	-	-	-	-
C329	Other manufacturing, n.e.c.	214	373	-	289	75
C331	Repair of fabricated metal products, machinery and equipment	551	-	-	-	-
C332	Installation of industrial machinery and equipment	8	-	-	-	-

*Continued*

TABLE 8.2 - *Continued*

2009 PSIC Code	Region/ Industry Description	Number of Establishments	Losses and Damages			
			Total	Land	Buildings, Other Structures and Land Improvements	Transport Equipment
		(1)	(2)	(3)	(4)	(5)
	<b>National Capital Region</b>	<b>6,369</b>	<b>3,291,270</b>	<b>-</b>	<b>476,142</b>	<b>131,909</b>
C101	Processing and preserving of meat	37	-	-	-	-
C102	Processing and preserving of fish, crustaceans and mollusks	38	-	-	-	-
C103	Processing and preserving of fruits and vegetables	42	-	-	-	-
C104	Manufacture of vegetable and animal oils and fats	18	-	-	-	-
C105	Manufacture of dairy products	26	6	-	-	-
C106	Manufacture of grain mill products, starches and starch products	18	326,425	-	289,486	-
C107	Manufacture of other food products	1,093	35,823	-	29,732	-
C108	Manufacture of prepared animal feeds	12	-	-	-	-
C110	Manufacture of beverages	628	-	-	-	-
C120	Manufacture of tobacco products	6	-	-	-	-
C131	Spinning, weaving and finishing of textiles	42	-	-	-	-
C139	Manufacture of other textiles	128	-	-	-	-
C141	Manufacture of wearing apparel, except fur apparel	362	-	-	-	-
C142	Custom tailoring and dressmaking	156	-	-	-	-
C143	Manufacture of knitted and crocheted apparel	15	-	-	-	-
C151	Tanning and dressing of leather; manufacture of luggage and handbags	28	-	-	-	-
C152	Manufacture of footwear	78	-	-	-	-
C161	Sawmilling and planing of wood	9	-	-	-	-
C162	Manufacture of products of wood, cork, straw and plaiting materials	49	-	-	-	-
C170	Manufacture of paper and paper products	205	-	-	-	-
C181	Printing and service activities related to printing	999	-	-	-	-
C182	Reproduction of recorded media	4	-	-	-	-
C192	Manufacture of refined petroleum products	10	-	-	-	-
C199	Manufacture of other fuel products					
C201	Manufacture of basic chemicals	66	-	-	-	-
C202	Manufacture of other chemical products, n.e.c.	198	-	-	-	-
C203	Manufacture of man-made fibers					
C210	Manufacture of pharmaceuticals, medicinal chemical and botanical products	47	-	-	-	-
C221	Manufacture of rubber products	69	-	-	-	-
C222	Manufacture of plastic products	439	-	-	-	-
C231	Manufacture of glass and glass products	29	-	-	-	-
C239	Manufacture of non-metallic mineral products, n.e.c.	89	264,993	-	-	-
C241	Manufacture of basic iron and steel	100	-	-	-	-
C242	Manufacture of basic precious and other non-ferrous metals	6	-	-	-	-
C243	Casting of metals	20	-	-	-	-

*Continued*

TABLE 8.2 - *Continued*

2009 PSIC Code	Region/ Industry Description	Number of Establishments	Losses and Damages			
			Total	Land	Buildings, Other Structures and Land Improvements	Transport Equipment
		(1)	(2)	(3)	(4)	(5)
C251	Manufacture of structural metal products, tanks, reservoirs and steam generators	208	-	-	-	-
C252	Manufacture of weapons and ammunition	10	-	-	-	-
C259	Manufacture of other fabricated metal products; metal working service activities	282	-	-	-	-
C261	Manufacture of electronic components	14	-	-	-	-
C262	Manufacture of computers and peripheral equipment and accessories	3	-	-	-	-
C263	Manufacture of communication equipment					
C264	Manufacture of consumer electronics	5	-	-	-	-
C265	Manufacture of measuring, testing, navigating and control equipment; watches and clocks	9	-	-	-	-
C267	Manufacture of optical instruments and photographic equipment					
C271	Manufacture of electric motors, generators, transformers and electricity distribution and control apparatus	19	-	-	-	-
C272	Manufacture of batteries and accumulators	4	-	-	-	-
C273	Manufacture of wiring and wiring devices	22	-	-	-	-
C274	Manufacture of electric lighting equipment	12	2,184	-	-	1,171
C275	Manufacture of domestic appliances	20	-	-	-	-
C279	Manufacture of other electrical equipment	s	-	-	-	-
C281	Manufacture of general purpose machinery	59	-	-	-	-
C282	Manufacture of special purpose machinery	75	-	-	-	-
C291	Manufacture of motor vehicles	13	-	-	-	-
C292	Manufacture of bodies (coachwork) for motor vehicles; manufacture of trailers and semi-trailers	7	-	-	-	-
C293	Manufacture of parts and accessories for motor vehicles	22	-	-	-	-
C301	Building of ships and boats	10	-	-	-	-
C303	Manufacture of air and spacecraft and related machinery	27	-	-	-	-
C309	Manufacture of transport equipment, n.e.c.					
C310	Manufacture of furniture	203	2,661,840	-	156,924	130,738
C321	Manufacture of jewelry, bijouterie and related articles	14	-	-	-	-
C322	Manufacture of musical instruments	s	-	-	-	-
C323	Manufacture of sports goods	6	-	-	-	-
C324	Manufacture of games and toys	12	-	-	-	-
C325	Manufacture of medical and dental instruments and supplies	18	-	-	-	-
C329	Other manufacturing, n.e.c.	69	-	-	-	-
C331	Repair of fabricated metal products, machinery and equipment	147	-	-	-	-
C332	Installation of industrial machinery and equipment	s	-	-	-	-

*Continued*

TABLE 8.2 - *Continued*

2009 PSIC Code	Region/ Industry Description	Number of Establishments	Losses and Damages			
			Total	Land	Buildings, Other Structures and Land Improvements	Transport Equipment
		(1)	(2)	(3)	(4)	(5)
	<b>Cordillera Administrative Region</b>	<b>316</b>	<b>32,540</b>	<b>-</b>	<b>8,441</b>	<b>-</b>
C101	Processing and preserving of meat	s	-	-	-	-
C103	Processing and preserving of fruits and vegetables	3	-	-	-	-
C105	Manufacture of dairy products	s	-	-	-	-
C106	Manufacture of grain mill products, starches and starch products	37	-	-	-	-
C107	Manufacture of other food products	110	32,462	-	8,441	-
C110	Manufacture of beverages	50	-	-	-	-
C131	Spinning, weaving and finishing of textiles	16	-	-	-	-
C139	Manufacture of other textiles					
C141	Manufacture of wearing apparel, except fur apparel	s	-	-	-	-
C142	Custom tailoring and dressmaking	20	-	-	-	-
C162	Manufacture of products of wood, cork, straw and plaiting materials	s	-	-	-	-
C170	Manufacture of paper and paper products	s	-	-	-	-
C181	Printing and service activities related to printing	38	78	-	-	-
C201	Manufacture of basic chemicals	s	-	-	-	-
C202	Manufacture of other chemical products, n.e.c.	s	-	-	-	-
C221	Manufacture of rubber products	5	-	-	-	-
C222	Manufacture of plastic products					
C231	Manufacture of glass and glass products	s	-	-	-	-
C239	Manufacture of non-metallic mineral products, n.e.c.	s	-	-	-	-
C241	Manufacture of basic iron and steel	s	-	-	-	-
C242	Manufacture of basic precious and other non-ferrous metals	s	-	-	-	-
C251	Manufacture of structural metal products, tanks, reservoirs and steam generators	4	-	-	-	-
C259	Manufacture of other fabricated metal products; metal working service activities	5	-	-	-	-
C261	Manufacture of electronic components	4	-	-	-	-
C281	Manufacture of general purpose machinery	3	-	-	-	-
C282	Manufacture of special purpose machinery					
C303	Manufacture of air and spacecraft and related machinery	s	-	-	-	-
C310	Manufacture of furniture	s	-	-	-	-
C321	Manufacture of jewelry, bijouterie and related articles	s	-	-	-	-
C331	Repair of fabricated metal products, machinery and equipment	4	-	-	-	-
	<b>I - Ilocos Region</b>	<b>746</b>	<b>375</b>	<b>-</b>	<b>8</b>	<b>-</b>
C101	Processing and preserving of meat	14	-	-	-	-
C102	Processing and preserving of fish, crustaceans and mollusks	15	-	-	-	-

*Continued*

TABLE 8.2 - *Continued*

2009 PSIC Code	Region/ Industry Description	Number of Establishments	Losses and Damages			
			Total	Land	Buildings, Other Structures and Land Improvements	Transport Equipment
		(1)	(2)	(3)	(4)	(5)
C103	Processing and preserving of fruits and vegetables	s	-	-	-	-
C105	Manufacture of dairy products	s	-	-	-	-
C106	Manufacture of grain mill products, starches and starch products	61	-	-	-	-
C107	Manufacture of other food products	274	-	-	-	-
C108	Manufacture of prepared animal feeds	4	-	-	-	-
C110	Manufacture of beverages	126	-	-	-	-
C120	Manufacture of tobacco products	3	-	-	-	-
C131	Spinning, weaving and finishing of textiles	6	-	-	-	-
C141	Manufacture of wearing apparel, except fur apparel	3	-	-	-	-
C142	Custom tailoring and dressmaking	9	-	-	-	-
C162	Manufacture of products of wood, cork, straw and plaiting materials	12	-	-	-	-
C170	Manufacture of paper and paper products	s	-	-	-	-
C181	Printing and service activities related to printing	62	-	-	-	-
C201	Manufacture of basic chemicals	7	375	-	8	-
C202	Manufacture of other chemical products, n.e.c.					
C210	Manufacture of pharmaceuticals, medicinal chemical and botanical products					
C221	Manufacture of rubber products	s	-	-	-	-
C222	Manufacture of plastic products	s	-	-	-	-
C239	Manufacture of non-metallic mineral products, n.e.c.	26	-	-	-	-
C241	Manufacture of basic iron and steel	6	-	-	-	-
C251	Manufacture of structural metal products, tanks, reservoirs and steam generators	11	-	-	-	-
C259	Manufacture of other fabricated metal products; metal working service activities	17	-	-	-	-
C282	Manufacture of special purpose machinery	5	-	-	-	-
C292	Manufacture of bodies (coachwork) for motor vehicles; }	6	-	-	-	-
	manufacture of trailers and semi-trailers }					
C293	Manufacture of parts and accessories for motor vehicles }					
C309	Manufacture of transport equipment, n.e.c.	s	-	-	-	-
C310	Manufacture of furniture	36	-	-	-	-
C321	Manufacture of jewelry, bijouterie and related articles }	16	-	-	-	-
C324	Manufacture of games and toys }					
C329	Other manufacturing, n.e.c. }					
C331	Repair of fabricated metal products, machinery and equipment	21	-	-	-	-
	<b>II - Cagayan Valley</b>	<b>403</b>	<b>-</b>	<b>-</b>	<b>-</b>	<b>-</b>
C101	Processing and preserving of meat	4	-	-	-	-

*Continued*



TABLE 8.2 - *Continued*

2009 PSIC Code	Region/ Industry Description	Number of Establishments	Losses and Damages			
			Total	Land	Buildings, Other Structures and Land Improvements	Transport Equipment
		(1)	(2)	(3)	(4)	(5)
C102	Processing and preserving of fish, crustaceans and mollusks	s	-	-	-	-
C103	Processing and preserving of fruits and vegetables	3	-	-	-	-
C105	Manufacture of dairy products	s	-	-	-	-
C106	Manufacture of grain mill products, starches and starch products	39	-	-	-	-
C107	Manufacture of other food products	194	-	-	-	-
C108	Manufacture of prepared animal feeds	5	-	-	-	-
C110	Manufacture of beverages	46	-	-	-	-
C120	Manufacture of tobacco products	s	-	-	-	-
C131	Spinning, weaving and finishing of textiles	s	-	-	-	-
C139	Manufacture of other textiles	s	-	-	-	-
C142	Custom tailoring and dressmaking	7	-	-	-	-
C162	Manufacture of products of wood, cork, straw and plaiting materials	3	-	-	-	-
C181	Printing and service activities related to printing	37	-	-	-	-
C182	Reproduction of recorded media	s	-	-	-	-
C192	Manufacture of refined petroleum products	s	-	-	-	-
C199	Manufacture of other fuel products	s	-	-	-	-
C201	Manufacture of basic chemicals	s	-	-	-	-
C231	Manufacture of glass and glass products	15	-	-	-	-
C239	Manufacture of non-metallic mineral products, n.e.c.					
C251	Manufacture of structural metal products, tanks, reservoirs and steam generators	4	-	-	-	-
C259	Manufacture of other fabricated metal products; metal working service activities	9	-	-	-	-
C282	Manufacture of special purpose machinery	3	-	-	-	-
C310	Manufacture of furniture	13	-	-	-	-
C321	Manufacture of jewelry, bijouterie and related articles	s	-	-	-	-
C329	Other manufacturing, n.e.c.	s	-	-	-	-
C331	Repair of fabricated metal products, machinery and equipment	9	-	-	-	-
<b>III - Central Luzon</b>		<b>2,456</b>	<b>139,913</b>	<b>-</b>	<b>1,763</b>	<b>14,691</b>
C101	Processing and preserving of meat	79	14,048	-	-	8,409
C102	Processing and preserving of fish, crustaceans and mollusks	23	-	-	-	-
C103	Processing and preserving of fruits and vegetables	18	-	-	-	-
C104	Manufacture of vegetable and animal oils and fats	3	-	-	-	-
C105	Manufacture of dairy products	11	-	-	-	-
C106	Manufacture of grain mill products, starches and starch products	134	-	-	-	-

*Continued*

TABLE 8.2 - *Continued*

2009 PSIC Code	Region/ Industry Description	Number of Establishments	Losses and Damages			
			Total	Land	Buildings, Other Structures and Land Improvements	Transport Equipment
		(1)	(2)	(3)	(4)	(5)
C107	Manufacture of other food products	619	-	-	-	-
C108	Manufacture of prepared animal feeds	53	-	-	-	-
C110	Manufacture of beverages	260	-	-	-	-
C120	Manufacture of tobacco products	s	-	-	-	-
C131	Spinning, weaving and finishing of textiles	17	784	-	-	-
C139	Manufacture of other textiles	44	-	-	-	-
C141	Manufacture of wearing apparel, except fur apparel	154	-	-	-	-
C142	Custom tailoring and dressmaking }	23	-	-	-	-
C143	Manufacture of knitted and crocheted apparel }					
C151	Tanning and dressing of leather; manufacture of luggage and handbags	10	-	-	-	-
C152	Manufacture of footwear	11	-	-	-	-
C161	Sawmilling and planing of wood }	33	-	-	-	-
C162	Manufacture of products of wood, cork, straw and plaiting materials }					
C170	Manufacture of paper and paper products	33	15,829	-	1,763	6,282
C181	Printing and service activities related to printing	123	-	-	-	-
C192	Manufacture of refined petroleum products	3	-	-	-	-
C201	Manufacture of basic chemicals	19	-	-	-	-
C202	Manufacture of other chemical products, n.e.c.	29	-	-	-	-
C210	Manufacture of pharmaceuticals, medicinal chemical and botanical products	19	-	-	-	-
C221	Manufacture of rubber products	11	-	-	-	-
C222	Manufacture of plastic products	90	-	-	-	-
C231	Manufacture of glass and glass products	8	-	-	-	-
C239	Manufacture of non-metallic mineral products, n.e.c.	137	-	-	-	-
C241	Manufacture of basic iron and steel	47	-	-	-	-
C242	Manufacture of basic precious and other non-ferrous metals	5	-	-	-	-
C243	Casting of metals	5	-	-	-	-
C251	Manufacture of structural metal products, tanks, reservoirs and steam generators	49	-	-	-	-
C252	Manufacture of weapons and ammunition }	37	11,236	-	-	-
C259	Manufacture of other fabricated metal products; metal working service activities }					
C261	Manufacture of electronic components	15	98,016	-	-	-
C262	Manufacture of computers and peripheral equipment and accessories	5	-	-	-	-
C264	Manufacture of consumer electronics }	4	-	-	-	-
C265	Manufacture of measuring, testing, navigating and control equipment; watches and clocks }					
C271	Manufacture of electric motors, generators, transformers and electricity distribution and control apparatus	9	-	-	-	-

*Continued*

TABLE 8.2 - *Continued*

2009 PSIC Code	Region/ Industry Description	Number of Establishments	Losses and Damages			
			Total	Land	Buildings, Other Structures and Land Improvements	Transport Equipment
		(1)	(2)	(3)	(4)	(5)
C272	Manufacture of batteries and accumulators	3	-	-	-	-
C273	Manufacture of wiring and wiring devices	8	-	-	-	-
C274	Manufacture of electric lighting equipment	7	-	-	-	-
C275	Manufacture of domestic appliances	5	-	-	-	-
C279	Manufacture of other electrical equipment	5	-	-	-	-
C281	Manufacture of general purpose machinery	13	-	-	-	-
C282	Manufacture of special purpose machinery	17	-	-	-	-
C291	Manufacture of motor vehicles	4	-	-	-	-
C292	Manufacture of bodies (coachwork) for motor vehicles;					
	manufacture of trailers and semi-trailers					
C293	Manufacture of parts and accessories for motor vehicles	7	-	-	-	-
C301	Building of ships and boats	s	-	-	-	-
C303	Manufacture of air and spacecraft and related machinery	5	-	-	-	-
C309	Manufacture of transport equipment, n.e.c.	23	-	-	-	-
C310	Manufacture of furniture	94	-	-	-	-
C321	Manufacture of jewelry, bijouterie and related articles	13	-	-	-	-
C322	Manufacture of musical instruments	s	-	-	-	-
C323	Manufacture of sports goods	4	-	-	-	-
C324	Manufacture of games and toys	6	-	-	-	-
C325	Manufacture of medical and dental instruments and supplies	8	-	-	-	-
C329	Other manufacturing, n.e.c.	46	-	-	-	-
C331	Repair of fabricated metal products, machinery and equipment	43	-	-	-	-
C332	Installation of industrial machinery and equipment	s	-	-	-	-
	<b>IVA - CALABARZON</b>	<b>4,340</b>	<b>6,513,717</b>	<b>5,160</b>	<b>133,346</b>	<b>15,922</b>
C101	Processing and preserving of meat	51	111,520	5,160	26,784	13,963
C102	Processing and preserving of fish, crustaceans and mollusks	13	-	-	-	-
C103	Processing and preserving of fruits and vegetables	16	1,286	-	-	-
C104	Manufacture of vegetable and animal oils and fats	41	-	-	-	-
C105	Manufacture of dairy products	21	-	-	-	-
C106	Manufacture of grain mill products, starches and starch products	86	-	-	-	-
C107	Manufacture of other food products	1,144	278	-	-	-
C108	Manufacture of prepared animal feeds	79	-	-	-	-
C110	Manufacture of beverages	446	-	-	-	-
C120	Manufacture of tobacco products	3	-	-	-	-
C131	Spinning, weaving and finishing of textiles	10	-	-	-	-
C139	Manufacture of other textiles	35	-	-	-	-
C141	Manufacture of wearing apparel, except fur apparel	259	-	-	-	-

*Continued*

TABLE 8.2 - *Continued*

2009 PSIC Code	Region/ Industry Description	Number of Establishments	Losses and Damages			
			Total	Land	Buildings, Other Structures and Land Improvements	Transport Equipment
		(1)	(2)	(3)	(4)	(5)
C142	Custom tailoring and dressmaking	88	-	-	-	-
C143	Manufacture of knitted and crocheted apparel	3	-	-	-	-
C151	Tanning and dressing of leather; manufacture of luggage and handbags	6	-	-	-	-
C152	Manufacture of footwear	36	-	-	-	-
C161	Sawmilling and planing of wood	89	-	-	-	-
C162	Manufacture of products of wood, cork, straw and plaiting materials					
C170	Manufacture of paper and paper products					
C181	Printing and service activities related to printing	145	-	-	-	-
C182	Reproduction of recorded media	s	-	-	-	-
C192	Manufacture of refined petroleum products	6	-	-	-	-
C199	Manufacture of other fuel products					
C201	Manufacture of basic chemicals	37	136	-	-	-
C202	Manufacture of other chemical products, n.e.c.	89	11,808	-	1,610	-
C210	Manufacture of pharmaceuticals, medicinal chemical and botanical products	30	-	-	-	-
C221	Manufacture of rubber products	36	-	-	-	-
C222	Manufacture of plastic products	170	54,904	-	-	156
C231	Manufacture of glass and glass products	26	-	-	-	-
C239	Manufacture of non-metallic mineral products, n.e.c.	116	132,196	-	-	-
C241	Manufacture of basic iron and steel	79	-	-	-	-
C242	Manufacture of basic precious and other non-ferrous metals	9	-	-	-	-
C243	Casting of metals	15	135	-	-	-
C251	Manufacture of structural metal products, tanks, reservoirs and steam generators	102	-	-	-	-
C259	Manufacture of other fabricated metal products; metal working service activities	222	23,590	-	4,014	717
C261	Manufacture of electronic components	99	3,301,183	-	64,937	-
C262	Manufacture of computers and peripheral equipment and accessories	24	39,549	-	-	-
C263	Manufacture of communication equipment	8	-	-	-	-
C264	Manufacture of consumer electronics	10	-	-	-	-
C265	Manufacture of measuring, testing, navigating and control equipment; watches and clocks	6	-	-	-	-
C267	Manufacture of optical instruments and photographic equipment	7	-	-	-	-
C271	Manufacture of electric motors, generators, transformers and electricity distribution and control apparatus	25	178,712	-	29,963	-
C272	Manufacture of batteries and accumulators	4	-	-	-	-
C273	Manufacture of wiring and wiring devices	24	-	-	-	-
C274	Manufacture of electric lighting equipment	15	-	-	-	-

*Continued*

TABLE 8.2 - *Continued*

2009 PSIC Code	Region/ Industry Description	Number of Establishments	Losses and Damages			
			Total	Land	Buildings, Other Structures and Land Improvements	Transport Equipment
		(1)	(2)	(3)	(4)	(5)
C275	Manufacture of domestic appliances	14	-	-	-	-
C279	Manufacture of other electrical equipment	12	-	-	-	-
C281	Manufacture of general purpose machinery	48	1,984	-	-	-
C282	Manufacture of special purpose machinery	76	4,552	-	4,500	51
C291	Manufacture of motor vehicles	13	42,010	-	1,537	-
C292	Manufacture of bodies (coachwork) for motor vehicles; manufacture of trailers and semi-trailers	14	-	-	-	-
C293	Manufacture of parts and accessories for motor vehicles	71	2,609,406	-	-	1,035
C301	Building of ships and boats	5	-	-	-	-
C303	Manufacture of air and spacecraft and related machinery	19	467	-	-	-
C309	Manufacture of transport equipment, n.e.c.					
C310	Manufacture of furniture	92	-	-	-	-
C321	Manufacture of jewelry, bijouterie and related articles	5	-	-	-	-
C323	Manufacture of sports goods	9	-	-	-	-
C324	Manufacture of games and toys	6	-	-	-	-
C325	Manufacture of medical and dental instruments and supplies	16	-	-	-	-
C329	Other manufacturing, n.e.c.	27	-	-	-	-
C331	Repair of fabricated metal products, machinery and equipment	116	-	-	-	-
	<b>MIMAROPA</b>	<b>353</b>	<b>-</b>	<b>-</b>	<b>-</b>	<b>-</b>
C101	Processing and preserving of meat	s	-	-	-	-
C103	Processing and preserving of fruits and vegetables	s	-	-	-	-
C104	Manufacture of vegetable and animal oils and fats	3	-	-	-	-
C105	Manufacture of dairy products	s	-	-	-	-
C106	Manufacture of grain mill products, starches and starch products	89	-	-	-	-
C107	Manufacture of other food products	113	-	-	-	-
C110	Manufacture of beverages	61	-	-	-	-
C131	Spinning, weaving and finishing of textiles	s	-	-	-	-
C142	Custom tailoring and dressmaking	4	-	-	-	-
C151	Tanning and dressing of leather; manufacture of luggage and handbags	s	-	-	-	-
C162	Manufacture of products of wood, cork, straw and plaiting materials	s	-	-	-	-
C181	Printing and service activities related to printing	28	-	-	-	-
C192	Manufacture of refined petroleum products	s	-	-	-	-
C201	Manufacture of basic chemicals	5	-	-	-	-
C202	Manufacture of other chemical products, n.e.c.					
C210	Manufacture of pharmaceuticals, medicinal chemical and botanical products	s	-	-	-	-

*Continued*

TABLE 8.2 - *Continued*

2009 PSIC Code	Region/ Industry Description	Number of Establishments	Losses and Damages			
			Total	Land	Buildings, Other Structures and Land Improvements	Transport Equipment
		(1)	(2)	(3)	(4)	(5)
C222	Manufacture of plastic products	s	-	-	-	-
C239	Manufacture of non-metallic mineral products, n.e.c.	24	-	-	-	-
C242	Manufacture of basic precious and other non-ferrous metals	s	-	-	-	-
C259	Manufacture of other fabricated metal products; metal working service activities	6	-	-	-	-
C282	Manufacture of special purpose machinery	s	-	-	-	-
C310	Manufacture of furniture	4	-	-	-	-
C331	Repair of fabricated metal products, machinery and equipment	5	-	-	-	-
	<b>V - Bicol Region</b>	<b>760</b>	<b>30,713</b>	<b>-</b>	<b>1,477</b>	<b>28,615</b>
C101	Processing and preserving of meat	15	1,292	-	1,132	-
C102	Processing and preserving of fish, crustaceans and mollusks	24	-	-	-	-
C103	Processing and preserving of fruits and vegetables	7	-	-	-	-
C104	Manufacture of vegetable and animal oils and fats	7	-	-	-	-
C105	Manufacture of dairy products	4	-	-	-	-
C106	Manufacture of grain mill products, starches and starch products	127	27,563	-	-	27,563
C107	Manufacture of other food products	261	-	-	-	-
C108	Manufacture of prepared animal feeds	5	-	-	-	-
C110	Manufacture of beverages	84	-	-	-	-
C120	Manufacture of tobacco products	s	-	-	-	-
C131	Spinning, weaving and finishing of textiles	4	-	-	-	-
C139	Manufacture of other textiles	10	-	-	-	-
C141	Manufacture of wearing apparel, except fur apparel	34	1,771	-	345	1,000
C142	Custom tailoring and dressmaking					
C152	Manufacture of footwear	s	-	-	-	-
C162	Manufacture of products of wood, cork, straw and plaiting materials	19	-	-	-	-
C170	Manufacture of paper and paper products	s	-	-	-	-
C181	Printing and service activities related to printing	63	-	-	-	-
C192	Manufacture of refined petroleum products	s	-	-	-	-
C201	Manufacture of basic chemicals	3	-	-	-	-
C210	Manufacture of pharmaceuticals, medicinal chemical and botanical products	s	-	-	-	-
C231	Manufacture of glass and glass products	19	88	-	-	53
C239	Manufacture of non-metallic mineral products, n.e.c.					
C241	Manufacture of basic iron and steel	5	-	-	-	-
C242	Manufacture of basic precious and other non-ferrous metals					

*Continued*

TABLE 8.2 - *Continued*

2009 PSIC Code	Region/ Industry Description	Number of Establishments	Losses and Damages			
			Total	Land	Buildings, Other Structures and Land Improvements	Transport Equipment
		(1)	(2)	(3)	(4)	(5)
C251	Manufacture of structural metal products, tanks, reservoirs and steam generators	4	-	-	-	-
C259	Manufacture of other fabricated metal products; metal working service activities	22	-	-	-	-
C282	Manufacture of special purpose machinery	3	-	-	-	-
C293	Manufacture of parts and accessories for motor vehicles	s	-	-	-	-
C310	Manufacture of furniture	14	-	-	-	-
C329	Other manufacturing, n.e.c.	9	-	-	-	-
C331	Repair of fabricated metal products, machinery and equipment	9	-	-	-	-
	<b>VI - Western Visayas</b>	<b>1,208</b>	<b>438</b>	<b>-</b>	<b>175</b>	<b>88</b>
C101	Processing and preserving of meat	15	-	-	-	-
C102	Processing and preserving of fish, crustaceans and mollusks	20	-	-	-	-
C103	Processing and preserving of fruits and vegetables	3	-	-	-	-
C104	Manufacture of vegetable and animal oils and fats	3	-	-	-	-
C105	Manufacture of dairy products	4	-	-	-	-
C106	Manufacture of grain mill products, starches and starch products	77	-	-	-	-
C107	Manufacture of other food products	594	-	-	-	-
C108	Manufacture of prepared animal feeds	3	-	-	-	-
C110	Manufacture of beverages	180	-	-	-	-
C131	Spinning, weaving and finishing of textiles	5	-	-	-	-
C139	Manufacture of other textiles	3	-	-	-	-
C141	Manufacture of wearing apparel, except fur apparel	12	-	-	-	-
C142	Custom tailoring and dressmaking	28	-	-	-	-
C161	Sawmilling and planing of wood	11	-	-	-	-
C162	Manufacture of products of wood, cork, straw and plaiting materials					
C170	Manufacture of paper and paper products	s	-	-	-	-
C181	Printing and service activities related to printing	79	-	-	-	-
C199	Manufacture of other fuel products	s	-	-	-	-
C201	Manufacture of basic chemicals	10	-	-	-	-
C202	Manufacture of other chemical products, n.e.c.	3	-	-	-	-
C210	Manufacture of pharmaceuticals, medicinal chemical and botanical products	4	-	-	-	-
C222	Manufacture of plastic products	8	-	-	-	-
C231	Manufacture of glass and glass products	49	-	-	-	-
C239	Manufacture of non-metallic mineral products, n.e.c.					
C241	Manufacture of basic iron and steel					
C243	Casting of metals	8	-	-	-	-

*Continued*

TABLE 8.2 - *Continued*

2009 PSIC Code	Region/ Industry Description	Number of Establishments	Losses and Damages			
			Total	Land	Buildings, Other Structures and Land Improvements	Transport Equipment
		(1)	(2)	(3)	(4)	(5)
C251	Manufacture of structural metal products, tanks, reservoirs and steam generators	4	-	-	-	-
C259	Manufacture of other fabricated metal products; metal working service activities	12	-	-	-	-
C273	Manufacture of wiring and wiring devices	s	-	-	-	-
C275	Manufacture of domestic appliances	s	-	-	-	-
C282	Manufacture of special purpose machinery	4	438	-	175	88
C310	Manufacture of furniture	44	-	-	-	-
C329	Other manufacturing, n.e.c.	5	-	-	-	-
C331	Repair of fabricated metal products, machinery and equipment	19	-	-	-	-
	<b>VII - Central Visayas</b>	<b>2,853</b>	<b>1,591,082</b>	<b>-</b>	<b>207,558</b>	<b>45,367</b>
C101	Processing and preserving of meat	28	-	-	-	-
C102	Processing and preserving of fish, crustaceans and mollusks	36	-	-	-	-
C103	Processing and preserving of fruits and vegetables	15	-	-	-	-
C104	Manufacture of vegetable and animal oils and fats	11	-	-	-	-
C105	Manufacture of dairy products	7	-	-	-	-
C106	Manufacture of grain mill products, starches and starch products	40	-	-	-	-
C107	Manufacture of other food products	1,297	-	-	-	-
C108	Manufacture of prepared animal feeds	10	-	-	-	-
C110	Manufacture of beverages	367	-	-	-	-
C131	Spinning, weaving and finishing of textiles	3	-	-	-	-
C139	Manufacture of other textiles	18	-	-	-	-
C141	Manufacture of wearing apparel, except fur apparel	43	3,600	-	-	-
C142	Custom tailoring and dressmaking	24	-	-	-	-
C151	Tanning and dressing of leather; manufacture of luggage and handbags	s	-	-	-	-
C152	Manufacture of footwear	14	-	-	-	-
C161	Sawmilling and planing of wood	29	-	-	-	-
C162	Manufacture of products of wood, cork, straw and plaiting materials					
C170	Manufacture of paper and paper products	24	-	-	-	-
C181	Printing and service activities related to printing	222	-	-	-	-
C199	Manufacture of other fuel products	s	-	-	-	-
C201	Manufacture of basic chemicals	19	-	-	-	-
C202	Manufacture of other chemical products, n.e.c.	36	3	-	-	-
C203	Manufacture of man-made fibers					
C210	Manufacture of pharmaceuticals, medicinal chemical and botanical products					
		8	-	-	-	-

*Continued*



TABLE 8.2 - *Continued*

2009 PSIC Code	Region/ Industry Description	Number of Establishments	Losses and Damages			
			Total	Land	Buildings, Other Structures and Land Improvements	Transport Equipment
		(1)	(2)	(3)	(4)	(5)
C221	Manufacture of rubber products	9	-	-	-	-
C222	Manufacture of plastic products	70	211,723	-	-	20,374
C231	Manufacture of glass and glass products	9	-	-	-	-
C239	Manufacture of non-metallic mineral products, n.e.c.	76	-	-	-	-
C241	Manufacture of basic iron and steel	27	-	-	-	-
C242	Manufacture of basic precious and other non-ferrous metals					
C243	Casting of metals					
C251	Manufacture of structural metal products, tanks, reservoirs and steam generators	19	155,091	-	43,384	13,914
C252	Manufacture of weapons and ammunition	s	-	-	-	-
C259	Manufacture of other fabricated metal products; metal working service activities	47	3,629	-	-	1,818
C261	Manufacture of electronic components	13	-	-	-	-
C262	Manufacture of computers and peripheral equipment and accessories	4	-	-	-	-
C263	Manufacture of communication equipment					
C265	Manufacture of measuring, testing, navigating and control equipment; watches and clocks					
C267	Manufacture of optical instruments and photographic equipment	13	1,213,019	-	164,175	5,648
C271	Manufacture of electric motors, generators, transformers and electricity distribution and control apparatus	3	-	-	-	-
C273	Manufacture of wiring and wiring devices	s	-	-	-	-
C274	Manufacture of electric lighting equipment	4	-	-	-	-
C275	Manufacture of domestic appliances	3	-	-	-	-
C281	Manufacture of general purpose machinery	8	-	-	-	-
C282	Manufacture of special purpose machinery	7	-	-	-	-
C291	Manufacture of motor vehicles	8	-	-	-	-
C292	Manufacture of bodies (coachwork) for motor vehicles; manufacture of trailers and semi-trailers	10	-	-	-	-
C293	Manufacture of parts and accessories for motor vehicles					
C301	Building of ships and boats	6	-	-	-	-
C309	Manufacture of transport equipment, n.e.c.	s	-	-	-	-
C310	Manufacture of furniture	133	4,017	-	-	3,612
C321	Manufacture of jewelry, bijouterie and related articles	37	-	-	-	-
C322	Manufacture of musical instruments	s	-	-	-	-
C323	Manufacture of sports goods	s	-	-	-	-
C324	Manufacture of games and toys	3	-	-	-	-
C325	Manufacture of medical and dental instruments and supplies	5	-	-	-	-
C329	Other manufacturing, n.e.c.	18	-	-	-	-

*Continued*

TABLE 8.2 - *Continued*

2009 PSIC Code	Region/ Industry Description	Number of Establishments	Losses and Damages			
			Total	Land	Buildings, Other Structures and Land Improvements	Transport Equipment
		(1)	(2)	(3)	(4)	(5)
C331	Repair of fabricated metal products, machinery and equipment	54	-	-	-	-
	<b>VIII - Eastern Visayas</b>	<b>871</b>	<b>486</b>	<b>-</b>	<b>346</b>	<b>75</b>
C101	Processing and preserving of meat	s	-	-	-	-
C102	Processing and preserving of fish, crustaceans and mollusks	3	-	-	-	-
C103	Processing and preserving of fruits and vegetables	s	-	-	-	-
C104	Manufacture of vegetable and animal oils and fats	6	-	-	-	-
C106	Manufacture of grain mill products, starches and starch products	97	-	-	-	-
C107	Manufacture of other food products	529	-	-	-	-
C110	Manufacture of beverages	108	-	-	-	-
C139	Manufacture of other textiles	s	-	-	-	-
C142	Custom tailoring and dressmaking	3	-	-	-	-
C162	Manufacture of products of wood, cork, straw and plaiting materials	s	-	-	-	-
C170	Manufacture of paper and paper products	3	-	-	-	-
C181	Printing and service activities related to printing	36	-	-	-	-
C192	Manufacture of refined petroleum products	s	-	-	-	-
C201	Manufacture of basic chemicals	7	-	-	-	-
C202	Manufacture of other chemical products, n.e.c.					
C210	Manufacture of pharmaceuticals, medicinal chemical and botanical products	s	s	s	s	s
C221	Manufacture of rubber products	s	-	-	-	-
C222	Manufacture of plastic products	s	-	-	-	-
C231	Manufacture of glass and glass products	6	-	-	-	-
C239	Manufacture of non-metallic mineral products, n.e.c.	18	-	-	-	-
C242	Manufacture of basic precious and other non-ferrous metals	s	-	-	-	-
C243	Casting of metals	s	-	-	-	-
C251	Manufacture of structural metal products, tanks, reservoirs and steam generators	s	-	-	-	-
C259	Manufacture of other fabricated metal products; metal working service activities	18	-	-	-	-
C273	Manufacture of wiring and wiring devices	s	-	-	-	-
C282	Manufacture of special purpose machinery	s	-	-	-	-
C310	Manufacture of furniture	9	-	-	-	-
C329	Other manufacturing, n.e.c.	7	373	-	289	75
C331	Repair of fabricated metal products, machinery and equipment	6	-	-	-	-

*Continued*

TABLE 8.2 - *Continued*

2009 PSIC Code	Region/ Industry Description	Number of Establishments	Losses and Damages			
			Total	Land	Buildings, Other Structures and Land Improvements	Transport Equipment
		(1)	(2)	(3)	(4)	(5)
	<b>IX - Zamboanga Peninsula</b>	<b>522</b>	<b>220,944</b>	<b>-</b>	<b>56,117</b>	<b>9,168</b>
C101	Processing and preserving of meat	6	-	-	-	-
C102	Processing and preserving of fish, crustaceans and mollusks	23	220,464	-	56,117	8,688
C103	Processing and preserving of fruits and vegetables	s	-	-	-	-
C104	Manufacture of vegetable and animal oils and fats	4	-	-	-	-
C105	Manufacture of dairy products	s	-	-	-	-
C106	Manufacture of grain mill products, starches and starch products	79	-	-	-	-
C107	Manufacture of other food products	244	-	-	-	-
C108	Manufacture of prepared animal feeds	s	-	-	-	-
C110	Manufacture of beverages	53	-	-	-	-
C142	Custom tailoring and dressmaking	10	-	-	-	-
C161	Sawmilling and planing of wood	3	-	-	-	-
C162	Manufacture of products of wood, cork, straw and plaiting materials					
C181	Printing and service activities related to printing	33	-	-	-	-
C202	Manufacture of other chemical products, n.e.c.	s	-	-	-	-
C221	Manufacture of rubber products	5	-	-	-	-
C222	Manufacture of plastic products	3	-	-	-	-
C231	Manufacture of glass and glass products	12	-	-	-	-
C239	Manufacture of non-metallic mineral products, n.e.c.					
C241	Manufacture of basic iron and steel	s	-	-	-	-
C251	Manufacture of structural metal products, tanks, reservoirs and steam generators	s	-	-	-	-
C259	Manufacture of other fabricated metal products; metal working service activities	5	-	-	-	-
C301	Building of ships and boats	s	-	-	-	-
C310	Manufacture of furniture	13	480	-	-	480
C324	Manufacture of games and toys	7	-	-	-	-
C329	Other manufacturing, n.e.c.					
C331	Repair of fabricated metal products, machinery and equipment	14	-	-	-	-
	<b>X - Northern Mindanao</b>	<b>774</b>	<b>43,870</b>	<b>-</b>	<b>7</b>	<b>1,868</b>
C101	Processing and preserving of meat	14	-	-	-	-
C102	Processing and preserving of fish, crustaceans and mollusks	s	-	-	-	-
C103	Processing and preserving of fruits and vegetables	12	-	-	-	-
C104	Manufacture of vegetable and animal oils and fats	10	-	-	-	-
C105	Manufacture of dairy products	6	-	-	-	-

*Continued*

TABLE 8.2 - *Continued*

2009 PSIC Code	Region/ Industry Description	Number of Establishments	Losses and Damages			
			Total	Land	Buildings, Other Structures and Land Improvements	Transport Equipment
		(1)	(2)	(3)	(4)	(5)
C106	Manufacture of grain mill products, starches and starch products	85	-	-	-	-
C107	Manufacture of other food products	311	-	-	-	-
C108	Manufacture of prepared animal feeds	6	-	-	-	-
C110	Manufacture of beverages	51	-	-	-	-
C139	Manufacture of other textiles	s	-	-	-	-
C141	Manufacture of wearing apparel, except fur apparel	4	-	-	-	-
C142	Custom tailoring and dressmaking	25	50	-	-	-
C152	Manufacture of footwear	s	-	-	-	-
C161	Sawmilling and planing of wood	21	-	-	-	-
C162	Manufacture of products of wood, cork, straw and plaiting materials	9	-	-	-	-
C170	Manufacture of paper and paper products	8	-	-	-	-
C181	Printing and service activities related to printing	70	-	-	-	-
C192	Manufacture of refined petroleum products	s	-	-	-	-
C201	Manufacture of basic chemicals	10	-	-	-	-
C202	Manufacture of other chemical products, n.e.c.	4	43,820	-	7	1,868
C210	Manufacture of pharmaceuticals, medicinal chemical and botanical products	s	-	-	-	-
C221	Manufacture of rubber products	s	-	-	-	-
C222	Manufacture of plastic products	5	-	-	-	-
C231	Manufacture of glass and glass products	27	-	-	-	-
C239	Manufacture of non-metallic mineral products, n.e.c.					
C241	Manufacture of basic iron and steel	11	-	-	-	-
C243	Casting of metals	s	-	-	-	-
C251	Manufacture of structural metal products, tanks, reservoirs and steam generators	5	-	-	-	-
C252	Manufacture of weapons and ammunition	s	-	-	-	-
C259	Manufacture of other fabricated metal products; metal working service activities	11	-	-	-	-
C282	Manufacture of special purpose machinery	4	-	-	-	-
C291	Manufacture of motor vehicles	4	-	-	-	-
C292	Manufacture of bodies (coachwork) for motor vehicles; manufacture of trailers and semi-trailers	s	-	-	-	-
C310	Manufacture of furniture	13	-	-	-	-
C321	Manufacture of jewelry, bijouterie and related articles	3	-	-	-	-
C324	Manufacture of games and toys					
C325	Manufacture of medical and dental instruments and supplies					
C329	Other manufacturing, n.e.c.	4	-	-	-	-
C331	Repair of fabricated metal products, machinery and equipment	28	-	-	-	-

*Continued*

TABLE 8.2 - *Continued*

2009 PSIC Code	Region/ Industry Description	Number of Establishments	Losses and Damages			
			Total	Land	Buildings, Other Structures and Land Improvements	Transport Equipment
		(1)	(2)	(3)	(4)	(5)
	<b>XI - Davao Region</b>	<b>1,173</b>	<b>55,120</b>	<b>-</b>	<b>36,667</b>	<b>5,000</b>
C101	Processing and preserving of meat	14	-	-	-	-
C102	Processing and preserving of fish, crustaceans and mollusks	3	-	-	-	-
C103	Processing and preserving of fruits and vegetables	15	-	-	-	-
C104	Manufacture of vegetable and animal oils and fats	19	-	-	-	-
C105	Manufacture of dairy products	3	-	-	-	-
C106	Manufacture of grain mill products, starches and starch products	70	-	-	-	-
C107	Manufacture of other food products	551	-	-	-	-
C108	Manufacture of prepared animal feeds	11	-	-	-	-
C110	Manufacture of beverages	64	-	-	-	-
C120	Manufacture of tobacco products	s	-	-	-	-
C131	Spinning, weaving and finishing of textiles	4	3,740	-	-	-
C139	Manufacture of other textiles	9	-	-	-	-
C141	Manufacture of wearing apparel, except fur apparel	4	-	-	-	-
C142	Custom tailoring and dressmaking	53	-	-	-	-
C152	Manufacture of footwear	4	-	-	-	-
C161	Sawmilling and planing of wood	22	-	-	-	-
C162	Manufacture of products of wood, cork, straw and plaiting materials					
C170	Manufacture of paper and paper products					
C181	Printing and service activities related to printing	78	-	-	-	-
C192	Manufacture of refined petroleum products	s	-	-	-	-
C201	Manufacture of basic chemicals	11	-	-	-	-
C202	Manufacture of other chemical products, n.e.c.	17	-	-	-	-
C210	Manufacture of pharmaceuticals, medicinal chemical and botanical products	4	-	-	-	-
C221	Manufacture of rubber products	4	-	-	-	-
C222	Manufacture of plastic products	28	51,380	-	36,667	5,000
C231	Manufacture of glass and glass products	4	-	-	-	-
C239	Manufacture of non-metallic mineral products, n.e.c.	20	-	-	-	-
C241	Manufacture of basic iron and steel	17	-	-	-	-
C242	Manufacture of basic precious and other non-ferrous metals	4	-	-	-	-
C243	Casting of metals	s	-	-	-	-
C251	Manufacture of structural metal products, tanks, reservoirs and steam generators	12	-	-	-	-
C252	Manufacture of weapons and ammunition	s	-	-	-	-
C259	Manufacture of other fabricated metal products; metal working service activities	23	-	-	-	-

*Continued*

TABLE 8.2 - *Continued*

2009 PSIC Code	Region/ Industry Description	Number of Establishments	Losses and Damages			
			Total	Land	Buildings, Other Structures and Land Improvements	Transport Equipment
		(1)	(2)	(3)	(4)	(5)
C265	Manufacture of measuring, testing, navigating and control equipment; watches and clocks	s	-	-	-	-
C275	Manufacture of domestic appliances	s	-	-	-	-
C279	Manufacture of other electrical equipment	s	-	-	-	-
C281	Manufacture of general purpose machinery	3	-	-	-	-
C282	Manufacture of special purpose machinery	6	-	-	-	-
C291	Manufacture of motor vehicles	s	-	-	-	-
C293	Manufacture of parts and accessories for motor vehicles	s	-	-	-	-
C301	Building of ships and boats	3	-	-	-	-
C309	Manufacture of transport equipment, n.e.c.					
C310	Manufacture of furniture	27	-	-	-	-
C321	Manufacture of jewelry, bijouterie and related articles	s	-	-	-	-
C329	Other manufacturing, n.e.c.	6	-	-	-	-
C331	Repair of fabricated metal products, machinery and equipment	37	-	-	-	-
	<b>XII - SOCCSKSARGEN</b>	<b>629</b>	-	-	-	-
C101	Processing and preserving of meat	9	-	-	-	-
C102	Processing and preserving of fish, crustaceans and mollusks	24	-	-	-	-
C103	Processing and preserving of fruits and vegetables	3	-	-	-	-
C104	Manufacture of vegetable and animal oils and fats	5	-	-	-	-
C105	Manufacture of dairy products	s	-	-	-	-
C106	Manufacture of grain mill products, starches and starch products	110	-	-	-	-
C107	Manufacture of other food products	203	-	-	-	-
C108	Manufacture of prepared animal feeds	5	-	-	-	-
C110	Manufacture of beverages	37	-	-	-	-
C131	Spinning, weaving and finishing of textiles	3	-	-	-	-
C139	Manufacture of other textiles					
C141	Manufacture of wearing apparel, except fur apparel	4	-	-	-	-
C142	Custom tailoring and dressmaking	8	-	-	-	-
C152	Manufacture of footwear	s	-	-	-	-
C161	Sawmilling and planing of wood	3	-	-	-	-
C162	Manufacture of products of wood, cork, straw and plaiting materials	5	-	-	-	-
C170	Manufacture of paper and paper products	s	-	-	-	-
C181	Printing and service activities related to printing	70	-	-	-	-
C192	Manufacture of refined petroleum products	s	-	-	-	-
C201	Manufacture of basic chemicals	4	-	-	-	-
C202	Manufacture of other chemical products, n.e.c.	5	-	-	-	-

*Continued*

TABLE 8.2 - *Continued*

2009 PSIC Code	Region/ Industry Description	Number of Establishments	Losses and Damages			
			Total	Land	Buildings, Other Structures and Land Improvements	Transport Equipment
		(1)	(2)	(3)	(4)	(5)
C210	Manufacture of pharmaceuticals, medicinal chemical and botanical products	s	-	-	-	-
C221	Manufacture of rubber products	5	-	-	-	-
C222	Manufacture of plastic products	s	-	-	-	-
C231	Manufacture of glass and glass products	20	-	-	-	-
C239	Manufacture of non-metallic mineral products, n.e.c.					
C241	Manufacture of basic iron and steel	4	-	-	-	-
C243	Casting of metals	s	-	-	-	-
C251	Manufacture of structural metal products, tanks, reservoirs and steam generators	4	-	-	-	-
C259	Manufacture of other fabricated metal products; metal working service activities	38	-	-	-	-
C282	Manufacture of special purpose machinery	4	-	-	-	-
C301	Building of ships and boats	3	-	-	-	-
C309	Manufacture of transport equipment, n.e.c.					
C310	Manufacture of furniture	11	-	-	-	-
C323	Manufacture of sports goods	s	-	-	-	-
C331	Repair of fabricated metal products, machinery and equipment	31	-	-	-	-
	<b>XIII - Caraga</b>	<b>440</b>	<b>154,304</b>	<b>-</b>	<b>25,818</b>	<b>22,339</b>
C101	Processing and preserving of meat	4	-	-	-	-
C102	Processing and preserving of fish, crustaceans and mollusks	s	-	-	-	-
C103	Processing and preserving of fruits and vegetables	s	-	-	-	-
C104	Manufacture of vegetable and animal oils and fats	5	126,643	-	25,818	-
C106	Manufacture of grain mill products, starches and starch products	49	-	-	-	-
C107	Manufacture of other food products	185	27,661	-	-	22,339
C108	Manufacture of prepared animal feeds	s	-	-	-	-
C110	Manufacture of beverages	71	-	-	-	-
C139	Manufacture of other textiles	s	-	-	-	-
C142	Custom tailoring and dressmaking	9	-	-	-	-
C152	Manufacture of footwear	s	-	-	-	-
C161	Sawmilling and planing of wood	5	-	-	-	-
C162	Manufacture of products of wood, cork, straw and plaiting materials	10	-	-	-	-
C181	Printing and service activities related to printing	33	-	-	-	-
C199	Manufacture of other fuel products	s	-	-	-	-
C201	Manufacture of basic chemicals	5	-	-	-	-
C202	Manufacture of other chemical products, n.e.c.					
C221	Manufacture of rubber products	s	-	-	-	-

*Continued*

TABLE 8.2 - *Continued*

2009 PSIC Code	Region/ Industry Description	Number of Establishments	Losses and Damages			
			Total	Land	Buildings, Other Structures and Land Improvements	Transport Equipment
		(1)	(2)	(3)	(4)	(5)
C231	Manufacture of glass and glass products	14	-	-	-	-
C239	Manufacture of non-metallic mineral products, n.e.c.					
C241	Manufacture of basic iron and steel					
C242	Manufacture of basic precious and other non-ferrous metals	3	-	-	-	-
C251	Manufacture of structural metal products, tanks, reservoirs and steam generators					
C259	Manufacture of other fabricated metal products; metal working service activities					
C282	Manufacture of special purpose machinery	s	-	-	-	-
C301	Building of ships and boats	s	-	-	-	-
C309	Manufacture of transport equipment, n.e.c.	s	-	-	-	-
C310	Manufacture of furniture	10	-	-	-	-
C321	Manufacture of jewelry, bijouterie and related articles	4	-	-	-	-
C324	Manufacture of games and toys	3	-	-	-	-
C329	Other manufacturing, n.e.c.					
C331	Repair of fabricated metal products, machinery and equipment	10	-	-	-	-
	<b>Autonomous Region in Muslim Mindanao</b>	<b>57</b>	<b>103</b>	-	-	-
C101	Processing and preserving of meat	s	-	-	-	-
C104	Manufacture of vegetable and animal oils and fats	s	-	-	-	-
C106	Manufacture of grain mill products, starches and starch products	21	103	-	-	-
C107	Manufacture of other food products	18	-	-	-	-
C108	Manufacture of prepared animal feeds	s	-	-	-	-
C110	Manufacture of beverages	7	-	-	-	-
C142	Custom tailoring and dressmaking	s	-	-	-	-
C221	Manufacture of rubber products	s	-	-	-	-
C239	Manufacture of non-metallic mineral products, n.e.c.	s	-	-	-	-
C301	Building of ships and boats	s	-	-	-	-
C310	Manufacture of furniture	s	-	-	-	-

*Continued*



TABLE 8.2 - *Continued*

2009 PSIC Code	Region/ Industry Description	Losses and Damages					
		ICT Machinery and Equipment	Specialized Industrial Machineries	General Industrial Machinery and Equipment	Other Machinery and Equipment	Valuables	Other Tangible Fixed Assets
		(6)	(7)	(8)	(9)	(10)	(11)
	<b>Philippines</b>	<b>101,323</b>	<b>3,506,911</b>	<b>6,652,685</b>	<b>168,324</b>	<b>-</b>	<b>417,567</b>
C101	Processing and preserving of meat	72	-	66,462	-	-	4,878
C102	Processing and preserving of fish, crustaceans and mollusks	9,035	130,071	-	7,269	-	9,284
C103	Processing and preserving of fruits and vegetables	1,286	-	-	-	-	-
C104	Manufacture of vegetable and animal oils and fats	-	28,038	-	2,808	-	69,979
C105	Manufacture of dairy products	-	-	5	-	-	-
C106	Manufacture of grain mill products, starches and starch products	20,113	689	16,240	-	-	-
C107	Manufacture of other food products	4,220	10,733	1,410	860	-	18,488
C108	Manufacture of prepared animal feeds	-	-	-	-	-	-
C110	Manufacture of beverages	-	-	-	-	-	-
C120	Manufacture of tobacco products	-	-	-	-	-	-
C131	Spinning, weaving and finishing of textiles	784	3,500	240	-	-	-
C139	Manufacture of other textiles	-	-	-	-	-	-
C141	Manufacture of wearing apparel, except fur apparel	-	4,011	-	15	-	-
C142	Custom tailoring and dressmaking	-	50	-	-	-	-
C143	Manufacture of knitted and crocheted apparel	-	-	-	-	-	-
C151	Tanning and dressing of leather; manufacture of luggage and handbags	-	-	-	-	-	-
C152	Manufacture of footwear	-	-	-	-	-	-
C161	Sawmilling and planing of wood	-	-	-	-	-	-
C162	Manufacture of products of wood, cork, straw and plaiting materials	-	-	-	-	-	-
C170	Manufacture of paper and paper products	-	-	7,735	-	-	49
C181	Printing and service activities related to printing	78	-	-	-	-	-
C182	Reproduction of recorded media	-	-	-	-	-	-
C192	Manufacture of refined petroleum products	-	-	-	-	-	-
C199	Manufacture of other fuel products	-	-	-	-	-	-
C201	Manufacture of basic chemicals	8	-	106	369	-	21
C202	Manufacture of other chemical products, n.e.c.	534	1,545	48,276	-	-	1,792
C203	Manufacture of man-made fibers	-	-	-	-	-	-
C210	Manufacture of pharmaceuticals, medicinal chemical and botanical products	-	56	-	-	-	-
C221	Manufacture of rubber products	-	-	-	-	-	-
C222	Manufacture of plastic products	1,643	208,260	42,489	-	-	3,419
C231	Manufacture of glass and glass products	-	-	-	-	-	-
C239	Manufacture of non-metallic mineral products, n.e.c.	-	-	397,224	-	-	-
C241	Manufacture of basic iron and steel	-	-	-	-	-	-
C242	Manufacture of basic precious and other non-ferrous metals	-	-	-	-	-	-

*Continued*

TABLE 8.2 - *Continued*

2009 PSIC Code	Region/ Industry Description	Losses and Damages					
		ICT Machinery and Equipment	Specialized Industrial Machineries	General Industrial Machinery and Equipment	Other Machinery and Equipment	Valuables	Other Tangible Fixed Assets
		(6)	(7)	(8)	(9)	(10)	(11)
C243	Casting of metals	135	-	-	-	-	-
C251	Manufacture of structural metal products, tanks, reservoirs and steam generators	1,920	89,470	-	-	-	6,403
C252	Manufacture of weapons and ammunition	-	-	-	-	-	-
C259	Manufacture of other fabricated metal products; metal working service activities	1,131	-	29,450	615	-	711
C261	Manufacture of electronic components	22,408	3,028,485	194,778	78,185	-	10,407
C262	Manufacture of computers and peripheral equipment and accessories	-	-	39,549	-	-	-
C263	Manufacture of communication equipment	-	-	-	-	-	-
C264	Manufacture of consumer electronics	-	-	-	-	-	-
C265	Manufacture of measuring, testing, navigating and control equipment; watches and clocks	-	-	-	-	-	-
C267	Manufacture of optical instruments and photographic equipment	-	-	784,059	-	-	259,136
C271	Manufacture of electric motors, generators, transformers and electricity distribution and control apparatus	-	-	116,458	-	-	32,291
C272	Manufacture of batteries and accumulators	-	-	-	-	-	-
C273	Manufacture of wiring and wiring devices	-	-	-	-	-	-
C274	Manufacture of electric lighting equipment	36	329	80	-	-	568
C275	Manufacture of domestic appliances	-	-	-	-	-	-
C279	Manufacture of other electrical equipment	-	-	-	-	-	-
C281	Manufacture of general purpose machinery	185	1,595	64	-	-	140
C282	Manufacture of special purpose machinery	175	-	-	-	-	-
C291	Manufacture of motor vehicles	-	-	40,473	-	-	-
C292	Manufacture of bodies (coachwork) for motor vehicles; manufacture of trailers and semi-trailers	-	-	-	-	-	-
C293	Manufacture of parts and accessories for motor vehicles	-	71	2,608,301	-	-	-
C301	Building of ships and boats	-	-	-	-	-	-
C303	Manufacture of air and spacecraft and related machinery	-	-	-	-	-	-
C309	Manufacture of transport equipment, n.e.c.	467	-	-	-	-	-
C310	Manufacture of furniture	37,093	-	2,259,286	78,204	-	-
C321	Manufacture of jewelry, bijouterie and related articles	-	-	-	-	-	-
C322	Manufacture of musical instruments	-	-	-	-	-	-
C323	Manufacture of sports goods	-	-	-	-	-	-
C324	Manufacture of games and toys	-	-	-	-	-	-
C325	Manufacture of medical and dental instruments and supplies	-	-	-	-	-	-
C329	Other manufacturing, n.e.c.	-	9	-	-	-	-
C331	Repair of fabricated metal products, machinery and equipment	-	-	-	-	-	-
C332	Installation of industrial machinery and equipment	-	-	-	-	-	-

*Continued*

TABLE 8.2 - *Continued*

2009 PSIC Code	Region/ Industry Description	Losses and Damages					
		ICT Machinery and Equipment	Specialized Industrial Machineries	General Industrial Machinery and Equipment	Other Machinery and Equipment	Valuables	Other Tangible Fixed Assets
		(6)	(7)	(8)	(9)	(10)	(11)
	<b>National Capital Region</b>	<b>57,139</b>	<b>1,018</b>	<b>2,541,562</b>	<b>77,799</b>	<b>-</b>	<b>5,701</b>
C101	Processing and preserving of meat	-	-	-	-	-	-
C102	Processing and preserving of fish, crustaceans and mollusks	-	-	-	-	-	-
C103	Processing and preserving of fruits and vegetables	-	-	-	-	-	-
C104	Manufacture of vegetable and animal oils and fats	-	-	-	-	-	-
C105	Manufacture of dairy products	-	-	5	-	-	-
C106	Manufacture of grain mill products, starches and starch products	20,010	689	16,240	-	-	-
C107	Manufacture of other food products	-	-	958	-	-	5,133
C108	Manufacture of prepared animal feeds	-	-	-	-	-	-
C110	Manufacture of beverages	-	-	-	-	-	-
C120	Manufacture of tobacco products	-	-	-	-	-	-
C131	Spinning, weaving and finishing of textiles	-	-	-	-	-	-
C139	Manufacture of other textiles	-	-	-	-	-	-
C141	Manufacture of wearing apparel, except fur apparel	-	-	-	-	-	-
C142	Custom tailoring and dressmaking	-	-	-	-	-	-
C143	Manufacture of knitted and crocheted apparel	-	-	-	-	-	-
C151	Tanning and dressing of leather; manufacture of luggage and handbags	-	-	-	-	-	-
C152	Manufacture of footwear	-	-	-	-	-	-
C161	Sawmilling and planing of wood	-	-	-	-	-	-
C162	Manufacture of products of wood, cork, straw and plaiting materials	-	-	-	-	-	-
C170	Manufacture of paper and paper products	-	-	-	-	-	-
C181	Printing and service activities related to printing	-	-	-	-	-	-
C182	Reproduction of recorded media	-	-	-	-	-	-
C192	Manufacture of refined petroleum products	-	-	-	-	-	-
C199	Manufacture of other fuel products	-	-	-	-	-	-
C201	Manufacture of basic chemicals	-	-	-	-	-	-
C202	Manufacture of other chemical products, n.e.c.	-	-	-	-	-	-
C203	Manufacture of man-made fibers	-	-	-	-	-	-
C210	Manufacture of pharmaceuticals, medicinal chemical and botanical products	-	-	-	-	-	-
C221	Manufacture of rubber products	-	-	-	-	-	-
C222	Manufacture of plastic products	-	-	-	-	-	-
C231	Manufacture of glass and glass products	-	-	-	-	-	-
C239	Manufacture of non-metallic mineral products, n.e.c.	-	-	264,993	-	-	-
C241	Manufacture of basic iron and steel	-	-	-	-	-	-
C242	Manufacture of basic precious and other non-ferrous metals	-	-	-	-	-	-
C243	Casting of metals	-	-	-	-	-	-

*Continued*

TABLE 8.2 - *Continued*

2009 PSIC Code	Region/ Industry Description	Losses and Damages					
		ICT Machinery and Equipment	Specialized Industrial Machineries	General Industrial Machinery and Equipment	Other Machinery and Equipment	Valuables	Other Tangible Fixed Assets
		(6)	(7)	(8)	(9)	(10)	(11)
C251	Manufacture of structural metal products, tanks, reservoirs and steam generators	-	-	-	-	-	-
C252	Manufacture of weapons and ammunition	-	-	-	-	-	-
C259	Manufacture of other fabricated metal products; metal working service activities	-	-	-	-	-	-
C261	Manufacture of electronic components	-	-	-	-	-	-
C262	Manufacture of computers and peripheral equipment and accessories	-	-	-	-	-	-
C263	Manufacture of communication equipment	-	-	-	-	-	-
C264	Manufacture of consumer electronics	-	-	-	-	-	-
C265	Manufacture of measuring, testing, navigating and control equipment; watches and clocks	-	-	-	-	-	-
C267	Manufacture of optical instruments and photographic equipment	-	-	-	-	-	-
C271	Manufacture of electric motors, generators, transformers and electricity distribution and control apparatus	-	-	-	-	-	-
C272	Manufacture of batteries and accumulators	-	-	-	-	-	-
C273	Manufacture of wiring and wiring devices	-	-	-	-	-	-
C274	Manufacture of electric lighting equipment	36	329	80	-	-	568
C275	Manufacture of domestic appliances	-	-	-	-	-	-
C279	Manufacture of other electrical equipment	-	-	-	-	-	-
C281	Manufacture of general purpose machinery	-	-	-	-	-	-
C282	Manufacture of special purpose machinery	-	-	-	-	-	-
C291	Manufacture of motor vehicles	-	-	-	-	-	-
C292	Manufacture of bodies (coachwork) for motor vehicles; manufacture of trailers and semi-trailers	-	-	-	-	-	-
C293	Manufacture of parts and accessories for motor vehicles	-	-	-	-	-	-
C301	Building of ships and boats	-	-	-	-	-	-
C303	Manufacture of air and spacecraft and related machinery	-	-	-	-	-	-
C309	Manufacture of transport equipment, n.e.c.	-	-	-	-	-	-
C310	Manufacture of furniture	37,093	-	2,259,286	77,799	-	-
C321	Manufacture of jewelry, bijouterie and related articles	-	-	-	-	-	-
C322	Manufacture of musical instruments	-	-	-	-	-	-
C323	Manufacture of sports goods	-	-	-	-	-	-
C324	Manufacture of games and toys	-	-	-	-	-	-
C325	Manufacture of medical and dental instruments and supplies	-	-	-	-	-	-
C329	Other manufacturing, n.e.c.	-	-	-	-	-	-
C331	Repair of fabricated metal products, machinery and equipment	-	-	-	-	-	-
C332	Installation of industrial machinery and equipment	-	-	-	-	-	-

*Continued*

TABLE 8.2 - *Continued*

2009 PSIC Code	Region/ Industry Description	Losses and Damages					
		ICT Machinery and Equipment	Specialized Industrial Machineries	General Industrial Machinery and Equipment	Other Machinery and Equipment	Valuables	Other Tangible Fixed Assets
		(6)	(7)	(8)	(9)	(10)	(11)
	<b>Cordillera Administrative Region</b>	<b>1,389</b>	<b>10,733</b>	<b>175</b>	<b>-</b>	<b>-</b>	<b>11,802</b>
C101	Processing and preserving of meat	-	-	-	-	-	-
C103	Processing and preserving of fruits and vegetables	-	-	-	-	-	-
C105	Manufacture of dairy products	-	-	-	-	-	-
C106	Manufacture of grain mill products, starches and starch products	-	-	-	-	-	-
C107	Manufacture of other food products	1,311	10,733	175	-	-	11,802
C110	Manufacture of beverages	-	-	-	-	-	-
C131	Spinning, weaving and finishing of textiles	-	-	-	-	-	-
C139	Manufacture of other textiles	-	-	-	-	-	-
C141	Manufacture of wearing apparel, except fur apparel	-	-	-	-	-	-
C142	Custom tailoring and dressmaking	-	-	-	-	-	-
C162	Manufacture of products of wood, cork, straw and plaiting materials	-	-	-	-	-	-
C170	Manufacture of paper and paper products	-	-	-	-	-	-
C181	Printing and service activities related to printing	78	-	-	-	-	-
C201	Manufacture of basic chemicals	-	-	-	-	-	-
C202	Manufacture of other chemical products, n.e.c.	-	-	-	-	-	-
C221	Manufacture of rubber products	-	-	-	-	-	-
C222	Manufacture of plastic products	-	-	-	-	-	-
C231	Manufacture of glass and glass products	-	-	-	-	-	-
C239	Manufacture of non-metallic mineral products, n.e.c.	-	-	-	-	-	-
C241	Manufacture of basic iron and steel	-	-	-	-	-	-
C242	Manufacture of basic precious and other non-ferrous metals	-	-	-	-	-	-
C251	Manufacture of structural metal products, tanks, reservoirs and steam generators	-	-	-	-	-	-
C259	Manufacture of other fabricated metal products; metal working service activities	-	-	-	-	-	-
C261	Manufacture of electronic components	-	-	-	-	-	-
C281	Manufacture of general purpose machinery	-	-	-	-	-	-
C282	Manufacture of special purpose machinery	-	-	-	-	-	-
C303	Manufacture of air and spacecraft and related machinery	-	-	-	-	-	-
C310	Manufacture of furniture	-	-	-	-	-	-
C321	Manufacture of jewelry, bijouterie and related articles	-	-	-	-	-	-
C331	Repair of fabricated metal products, machinery and equipment	-	-	-	-	-	-
	<b>I - Ilocos Region</b>	<b>-</b>	<b>-</b>	<b>-</b>	<b>360</b>	<b>-</b>	<b>8</b>
C101	Processing and preserving of meat	-	-	-	-	-	-
C102	Processing and preserving of fish, crustaceans and mollusks	-	-	-	-	-	-

*Continued*

TABLE 8.2 - *Continued*

2009 PSIC Code	Region/ Industry Description	Losses and Damages					
		ICT Machinery and Equipment	Specialized Industrial Machineries	General Industrial Machinery and Equipment	Other Machinery and Equipment	Valuables	Other Tangible Fixed Assets
		(6)	(7)	(8)	(9)	(10)	(11)
C103	Processing and preserving of fruits and vegetables	-	-	-	-	-	-
C105	Manufacture of dairy products	-	-	-	-	-	-
C106	Manufacture of grain mill products, starches and starch products	-	-	-	-	-	-
C107	Manufacture of other food products	-	-	-	-	-	-
C108	Manufacture of prepared animal feeds	-	-	-	-	-	-
C110	Manufacture of beverages	-	-	-	-	-	-
C120	Manufacture of tobacco products	-	-	-	-	-	-
C131	Spinning, weaving and finishing of textiles	-	-	-	-	-	-
C141	Manufacture of wearing apparel, except fur apparel	-	-	-	-	-	-
C142	Custom tailoring and dressmaking	-	-	-	-	-	-
C162	Manufacture of products of wood, cork, straw and plaiting materials	-	-	-	-	-	-
C170	Manufacture of paper and paper products	-	-	-	-	-	-
C181	Printing and service activities related to printing	-	-	-	-	-	-
C201	Manufacture of basic chemicals	-	-	-	360	-	8
C202	Manufacture of other chemical products, n.e.c.	-	-	-		-	
C210	Manufacture of pharmaceuticals, medicinal chemical and botanical products	-	-	-	-	-	-
C221	Manufacture of rubber products	-	-	-	-	-	-
C222	Manufacture of plastic products	-	-	-	-	-	-
C239	Manufacture of non-metallic mineral products, n.e.c.	-	-	-	-	-	-
C241	Manufacture of basic iron and steel	-	-	-	-	-	-
C251	Manufacture of structural metal products, tanks, reservoirs and steam generators	-	-	-	-	-	-
C259	Manufacture of other fabricated metal products; metal working service activities	-	-	-	-	-	-
C282	Manufacture of special purpose machinery	-	-	-	-	-	-
C292	Manufacture of bodies (coachwork) for motor vehicles; manufacture of trailers and semi-trailers	-	-	-	-	-	-
C293	Manufacture of parts and accessories for motor vehicles	-	-	-	-	-	-
C309	Manufacture of transport equipment, n.e.c.	-	-	-	-	-	-
C310	Manufacture of furniture	-	-	-	-	-	-
C321	Manufacture of jewelry, bijouterie and related articles	-	-	-	-	-	-
C324	Manufacture of games and toys	-	-	-	-	-	-
C329	Other manufacturing, n.e.c.	-	-	-	-	-	-
C331	Repair of fabricated metal products, machinery and equipment	-	-	-	-	-	-
<b>II - Cagayan Valley</b>		-	-	-	-	-	-
C101	Processing and preserving of meat	-	-	-	-	-	-

*Continued*

TABLE 8.2 - *Continued*

2009 PSIC Code	Region/ Industry Description	Losses and Damages					
		ICT Machinery and Equipment	Specialized Industrial Machineries	General Industrial Machinery and Equipment	Other Machinery and Equipment	Valuables	Other Tangible Fixed Assets
		(6)	(7)	(8)	(9)	(10)	(11)
C102	Processing and preserving of fish, crustaceans and mollusks	-	-	-	-	-	-
C103	Processing and preserving of fruits and vegetables	-	-	-	-	-	-
C105	Manufacture of dairy products	-	-	-	-	-	-
C106	Manufacture of grain mill products, starches and starch products	-	-	-	-	-	-
C107	Manufacture of other food products	-	-	-	-	-	-
C108	Manufacture of prepared animal feeds	-	-	-	-	-	-
C110	Manufacture of beverages	-	-	-	-	-	-
C120	Manufacture of tobacco products	-	-	-	-	-	-
C131	Spinning, weaving and finishing of textiles	-	-	-	-	-	-
C139	Manufacture of other textiles	-	-	-	-	-	-
C142	Custom tailoring and dressmaking	-	-	-	-	-	-
C162	Manufacture of products of wood, cork, straw and plaiting materials	-	-	-	-	-	-
C181	Printing and service activities related to printing	-	-	-	-	-	-
C182	Reproduction of recorded media	-	-	-	-	-	-
C192	Manufacture of refined petroleum products	-	-	-	-	-	-
C199	Manufacture of other fuel products	-	-	-	-	-	-
C201	Manufacture of basic chemicals	-	-	-	-	-	-
C231	Manufacture of glass and glass products	-	-	-	-	-	-
C239	Manufacture of non-metallic mineral products, n.e.c.	-	-	-	-	-	-
C251	Manufacture of structural metal products, tanks, reservoirs and steam generators	-	-	-	-	-	-
C259	Manufacture of other fabricated metal products; metal working service activities	-	-	-	-	-	-
C282	Manufacture of special purpose machinery	-	-	-	-	-	-
C310	Manufacture of furniture	-	-	-	-	-	-
C321	Manufacture of jewelry, bijouterie and related articles	-	-	-	-	-	-
C329	Other manufacturing, n.e.c.	-	-	-	-	-	-
C331	Repair of fabricated metal products, machinery and equipment	-	-	-	-	-	-
	<b>III - Central Luzon</b>	<b>951</b>	<b>-</b>	<b>43,717</b>	<b>78,185</b>	<b>-</b>	<b>606</b>
C101	Processing and preserving of meat	-	-	5,639	-	-	-
C102	Processing and preserving of fish, crustaceans and mollusks	-	-	-	-	-	-
C103	Processing and preserving of fruits and vegetables	-	-	-	-	-	-
C104	Manufacture of vegetable and animal oils and fats	-	-	-	-	-	-
C105	Manufacture of dairy products	-	-	-	-	-	-
C106	Manufacture of grain mill products, starches and starch products	-	-	-	-	-	-

*Continued*

TABLE 8.2 - *Continued*

2009 PSIC Code	Region/ Industry Description	Losses and Damages					
		ICT Machinery and Equipment	Specialized Industrial Machineries	General Industrial Machinery and Equipment	Other Machinery and Equipment	Valuables	Other Tangible Fixed Assets
		(6)	(7)	(8)	(9)	(10)	(11)
C107	Manufacture of other food products	-	-	-	-	-	-
C108	Manufacture of prepared animal feeds	-	-	-	-	-	-
C110	Manufacture of beverages	-	-	-	-	-	-
C120	Manufacture of tobacco products	-	-	-	-	-	-
C131	Spinning, weaving and finishing of textiles	784	-	-	-	-	-
C139	Manufacture of other textiles	-	-	-	-	-	-
C141	Manufacture of wearing apparel, except fur apparel	-	-	-	-	-	-
C142	Custom tailoring and dressmaking	-	-	-	-	-	-
C143	Manufacture of knitted and crocheted apparel	-	-	-	-	-	-
C151	Tanning and dressing of leather; manufacture of luggage and handbags	-	-	-	-	-	-
C152	Manufacture of footwear	-	-	-	-	-	-
C161	Sawmilling and planing of wood	-	-	-	-	-	-
C162	Manufacture of products of wood, cork, straw and plaiting materials	-	-	-	-	-	-
C170	Manufacture of paper and paper products	-	-	7,735	-	-	49
C181	Printing and service activities related to printing	-	-	-	-	-	-
C192	Manufacture of refined petroleum products	-	-	-	-	-	-
C201	Manufacture of basic chemicals	-	-	-	-	-	-
C202	Manufacture of other chemical products, n.e.c.	-	-	-	-	-	-
C210	Manufacture of pharmaceuticals, medicinal chemical and botanical products	-	-	-	-	-	-
C221	Manufacture of rubber products	-	-	-	-	-	-
C222	Manufacture of plastic products	-	-	-	-	-	-
C231	Manufacture of glass and glass products	-	-	-	-	-	-
C239	Manufacture of non-metallic mineral products, n.e.c.	-	-	-	-	-	-
C241	Manufacture of basic iron and steel	-	-	-	-	-	-
C242	Manufacture of basic precious and other non-ferrous metals	-	-	-	-	-	-
C243	Casting of metals	-	-	-	-	-	-
C251	Manufacture of structural metal products, tanks, reservoirs and steam generators	-	-	-	-	-	-
C252	Manufacture of weapons and ammunition	-	-	-	-	-	-
C259	Manufacture of other fabricated metal products; metal working service activities	-	-	11,236	-	-	-
C261	Manufacture of electronic components	167	-	19,107	78,185	-	557
C262	Manufacture of computers and peripheral equipment and accessories	-	-	-	-	-	-
C264	Manufacture of consumer electronics	-	-	-	-	-	-
C265	Manufacture of measuring, testing, navigating and control equipment; watches and clocks	-	-	-	-	-	-
C271	Manufacture of electric motors, generators, transformers and electricity distribution and control apparatus	-	-	-	-	-	-

*Continued*



TABLE 8.2 - *Continued*

2009 PSIC Code	Region/ Industry Description	Losses and Damages					
		ICT Machinery and Equipment	Specialized Industrial Machineries	General Industrial Machinery and Equipment	Other Machinery and Equipment	Valuables	Other Tangible Fixed Assets
		(6)	(7)	(8)	(9)	(10)	(11)
C272	Manufacture of batteries and accumulators	-	-	-	-	-	-
C273	Manufacture of wiring and wiring devices	-	-	-	-	-	-
C274	Manufacture of electric lighting equipment	-	-	-	-	-	-
C275	Manufacture of domestic appliances	-	-	-	-	-	-
C279	Manufacture of other electrical equipment	-	-	-	-	-	-
C281	Manufacture of general purpose machinery	-	-	-	-	-	-
C282	Manufacture of special purpose machinery	-	-	-	-	-	-
C291	Manufacture of motor vehicles	}	}	}	}	}	}
C292	Manufacture of bodies (coachwork) for motor vehicles;						
	manufacture of trailers and semi-trailers						
C293	Manufacture of parts and accessories for motor vehicles	-	-	-	-	-	-
C301	Building of ships and boats	-	-	-	-	-	-
C303	Manufacture of air and spacecraft and related machinery	-	-	-	-	-	-
C309	Manufacture of transport equipment, n.e.c.	-	-	-	-	-	-
C310	Manufacture of furniture	-	-	-	-	-	-
C321	Manufacture of jewelry, bijouterie and related articles	-	-	-	-	-	-
C322	Manufacture of musical instruments	-	-	-	-	-	-
C323	Manufacture of sports goods	-	-	-	-	-	-
C324	Manufacture of games and toys	-	-	-	-	-	-
C325	Manufacture of medical and dental instruments and supplies	-	-	-	-	-	-
C329	Other manufacturing, n.e.c.	-	-	-	-	-	-
C331	Repair of fabricated metal products, machinery and equipment	-	-	-	-	-	-
C332	Installation of industrial machinery and equipment	-	-	-	-	-	-
	<b>IVA - CALABARZON</b>	<b>24,323</b>	<b>3,043,181</b>	<b>3,239,249</b>	<b>9</b>	<b>-</b>	<b>52,528</b>
C101	Processing and preserving of meat	-	-	60,756	-	-	4,857
C102	Processing and preserving of fish, crustaceans and mollusks	-	-	-	-	-	-
C103	Processing and preserving of fruits and vegetables	1,286	-	-	-	-	-
C104	Manufacture of vegetable and animal oils and fats	-	-	-	-	-	-
C105	Manufacture of dairy products	-	-	-	-	-	-
C106	Manufacture of grain mill products, starches and starch products	-	-	-	-	-	-
C107	Manufacture of other food products	-	-	278	-	-	-
C108	Manufacture of prepared animal feeds	-	-	-	-	-	-
C110	Manufacture of beverages	-	-	-	-	-	-
C120	Manufacture of tobacco products	-	-	-	-	-	-
C131	Spinning, weaving and finishing of textiles	-	-	-	-	-	-
C139	Manufacture of other textiles	-	-	-	-	-	-
C141	Manufacture of wearing apparel, except fur apparel	-	-	-	-	-	-

*Continued*

TABLE 8.2 - *Continued*

2009 PSIC Code	Region/ Industry Description	Losses and Damages					
		ICT Machinery and Equipment	Specialized Industrial Machineries	General Industrial Machinery and Equipment	Other Machinery and Equipment	Valuables	Other Tangible Fixed Assets
		(6)	(7)	(8)	(9)	(10)	(11)
C142	Custom tailoring and dressmaking	-	-	-	-	-	-
C143	Manufacture of knitted and crocheted apparel	-	-	-	-	-	-
C151	Tanning and dressing of leather; manufacture of luggage and handbags	-	-	-	-	-	-
C152	Manufacture of footwear	-	-	-	-	-	-
C161	Sawmilling and planing of wood	}	}	}	}	}	}
C162	Manufacture of products of wood, cork, straw and plaiting materials						
C170	Manufacture of paper and paper products						
C181	Printing and service activities related to printing	-	-	-	-	-	-
C182	Reproduction of recorded media	-	-	-	-	-	-
C192	Manufacture of refined petroleum products	}	}	}	}	}	}
C199	Manufacture of other fuel products						
C201	Manufacture of basic chemicals	8	-	105	9	-	14
C202	Manufacture of other chemical products, n.e.c.	-	1,545	6,862	-	-	1,792
C210	Manufacture of pharmaceuticals, medicinal chemical and botanical products	-	-	-	-	-	-
C221	Manufacture of rubber products	-	-	-	-	-	-
C222	Manufacture of plastic products	-	11,486	40,322	-	-	2,939
C231	Manufacture of glass and glass products	-	-	-	-	-	-
C239	Manufacture of non-metallic mineral products, n.e.c.	-	-	132,196	-	-	-
C241	Manufacture of basic iron and steel	-	-	-	-	-	-
C242	Manufacture of basic precious and other non-ferrous metals	-	-	-	-	-	-
C243	Casting of metals	135	-	-	-	-	-
C251	Manufacture of structural metal products, tanks, reservoirs and steam generators	-	-	-	-	-	-
C259	Manufacture of other fabricated metal products; metal working service activities	-	-	18,214	-	-	645
C261	Manufacture of electronic components	22,241	3,028,485	175,670	-	-	9,850
C262	Manufacture of computers and peripheral equipment and accessories	-	-	39,549	-	-	-
C263	Manufacture of communication equipment	-	-	-	-	-	-
C264	Manufacture of consumer electronics	-	-	-	-	-	-
C265	Manufacture of measuring, testing, navigating and control equipment; watches and clocks	-	-	-	-	-	-
C267	Manufacture of optical instruments and photographic equipment	-	-	-	-	-	-
C271	Manufacture of electric motors, generators, transformers and electricity distribution and control apparatus	-	-	116,458	-	-	32,291
C272	Manufacture of batteries and accumulators	-	-	-	-	-	-
C273	Manufacture of wiring and wiring devices	-	-	-	-	-	-
C274	Manufacture of electric lighting equipment	-	-	-	-	-	-

*Continued*

TABLE 8.2 - *Continued*

2009 PSIC Code	Region/ Industry Description	Losses and Damages					
		ICT Machinery and Equipment	Specialized Industrial Machineries	General Industrial Machinery and Equipment	Other Machinery and Equipment	Valuables	Other Tangible Fixed Assets
		(6)	(7)	(8)	(9)	(10)	(11)
C275	Manufacture of domestic appliances	-	-	-	-	-	-
C279	Manufacture of other electrical equipment	-	-	-	-	-	-
C281	Manufacture of general purpose machinery	185	1,595	64	-	-	140
C282	Manufacture of special purpose machinery	-	-	-	-	-	-
C291	Manufacture of motor vehicles	-	-	40,473	-	-	-
C292	Manufacture of bodies (coachwork) for motor vehicles; manufacture of trailers and semi-trailers	-	-	-	-	-	-
C293	Manufacture of parts and accessories for motor vehicles	-	71	2,608,301	-	-	-
C301	Building of ships and boats	-	-	-	-	-	-
C303	Manufacture of air and spacecraft and related machinery	467	-	-	-	-	-
C309	Manufacture of transport equipment, n.e.c.						
C310	Manufacture of furniture	-	-	-	-	-	-
C321	Manufacture of jewelry, bijouterie and related articles	-	-	-	-	-	-
C323	Manufacture of sports goods	-	-	-	-	-	-
C324	Manufacture of games and toys	-	-	-	-	-	-
C325	Manufacture of medical and dental instruments and supplies	-	-	-	-	-	-
C329	Other manufacturing, n.e.c.	-	-	-	-	-	-
C331	Repair of fabricated metal products, machinery and equipment	-	-	-	-	-	-
	<b>MIMAROPA</b>	-	-	-	-	-	-
C101	Processing and preserving of meat	-	-	-	-	-	-
C103	Processing and preserving of fruits and vegetables	-	-	-	-	-	-
C104	Manufacture of vegetable and animal oils and fats	-	-	-	-	-	-
C105	Manufacture of dairy products	-	-	-	-	-	-
C106	Manufacture of grain mill products, starches and starch products	-	-	-	-	-	-
C107	Manufacture of other food products	-	-	-	-	-	-
C110	Manufacture of beverages	-	-	-	-	-	-
C131	Spinning, weaving and finishing of textiles	-	-	-	-	-	-
C142	Custom tailoring and dressmaking	-	-	-	-	-	-
C151	Tanning and dressing of leather; manufacture of luggage and handbags	-	-	-	-	-	-
C162	Manufacture of products of wood, cork, straw and plaiting materials	-	-	-	-	-	-
C181	Printing and service activities related to printing	-	-	-	-	-	-
C192	Manufacture of refined petroleum products	-	-	-	-	-	-
C201	Manufacture of basic chemicals	-	-	-	-	-	-
C202	Manufacture of other chemical products, n.e.c.						
C210	Manufacture of pharmaceuticals, medicinal chemical and botanical products	-	-	-	-	-	-

*Continued*

TABLE 8.2 - *Continued*

2009 PSIC Code	Region/ Industry Description	Losses and Damages					
		ICT Machinery and Equipment	Specialized Industrial Machineries	General Industrial Machinery and Equipment	Other Machinery and Equipment	Valuables	Other Tangible Fixed Assets
		(6)	(7)	(8)	(9)	(10)	(11)
C222	Manufacture of plastic products	-	-	-	-	-	-
C239	Manufacture of non-metallic mineral products, n.e.c.	-	-	-	-	-	-
C242	Manufacture of basic precious and other non-ferrous metals	-	-	-	-	-	-
C259	Manufacture of other fabricated metal products; metal working service activities	-	-	-	-	-	-
C282	Manufacture of special purpose machinery	-	-	-	-	-	-
C310	Manufacture of furniture	-	-	-	-	-	-
C331	Repair of fabricated metal products, machinery and equipment	-	-	-	-	-	-
	<b>V - Bicol Region</b>	<b>72</b>	<b>426</b>	<b>102</b>	<b>-</b>	<b>-</b>	<b>21</b>
C101	Processing and preserving of meat	72	-	67	-	-	21
C102	Processing and preserving of fish, crustaceans and mollusks	-	-	-	-	-	-
C103	Processing and preserving of fruits and vegetables	-	-	-	-	-	-
C104	Manufacture of vegetable and animal oils and fats	-	-	-	-	-	-
C105	Manufacture of dairy products	-	-	-	-	-	-
C106	Manufacture of grain mill products, starches and starch products	-	-	-	-	-	-
C107	Manufacture of other food products	-	-	-	-	-	-
C108	Manufacture of prepared animal feeds	-	-	-	-	-	-
C110	Manufacture of beverages	-	-	-	-	-	-
C120	Manufacture of tobacco products	-	-	-	-	-	-
C131	Spinning, weaving and finishing of textiles	-	-	-	-	-	-
C139	Manufacture of other textiles	-	-	-	-	-	-
C141	Manufacture of wearing apparel, except fur apparel	-	426	-	-	-	-
C142	Custom tailoring and dressmaking						
C152	Manufacture of footwear	-	-	-	-	-	-
C162	Manufacture of products of wood, cork, straw and plaiting materials	-	-	-	-	-	-
C170	Manufacture of paper and paper products	-	-	-	-	-	-
C181	Printing and service activities related to printing	-	-	-	-	-	-
C192	Manufacture of refined petroleum products	-	-	-	-	-	-
C201	Manufacture of basic chemicals	-	-	-	-	-	-
C210	Manufacture of pharmaceuticals, medicinal chemical and botanical products	-	-	-	-	-	-
C231	Manufacture of glass and glass products	-	-	35	-	-	-
C239	Manufacture of non-metallic mineral products, n.e.c.						
C241	Manufacture of basic iron and steel	-	-	-	-	-	-
C242	Manufacture of basic precious and other non-ferrous metals						

*Continued*

TABLE 8.2 - *Continued*

2009 PSIC Code	Region/ Industry Description	Losses and Damages					
		ICT Machinery and Equipment	Specialized Industrial Machineries	General Industrial Machinery and Equipment	Other Machinery and Equipment	Valuables	Other Tangible Fixed Assets
		(6)	(7)	(8)	(9)	(10)	(11)
C251	Manufacture of structural metal products, tanks, reservoirs and steam generators	-	-	-	-	-	-
C259	Manufacture of other fabricated metal products; metal working service activities	-	-	-	-	-	-
C282	Manufacture of special purpose machinery	-	-	-	-	-	-
C293	Manufacture of parts and accessories for motor vehicles	-	-	-	-	-	-
C310	Manufacture of furniture	-	-	-	-	-	-
C329	Other manufacturing, n.e.c.	-	-	-	-	-	-
C331	Repair of fabricated metal products, machinery and equipment	-	-	-	-	-	-
	<b>VI - Western Visayas</b>	<b>175</b>	-	-	-	-	-
C101	Processing and preserving of meat	-	-	-	-	-	-
C102	Processing and preserving of fish, crustaceans and mollusks	-	-	-	-	-	-
C103	Processing and preserving of fruits and vegetables	-	-	-	-	-	-
C104	Manufacture of vegetable and animal oils and fats	-	-	-	-	-	-
C105	Manufacture of dairy products	-	-	-	-	-	-
C106	Manufacture of grain mill products, starches and starch products	-	-	-	-	-	-
C107	Manufacture of other food products	-	-	-	-	-	-
C108	Manufacture of prepared animal feeds	-	-	-	-	-	-
C110	Manufacture of beverages	-	-	-	-	-	-
C131	Spinning, weaving and finishing of textiles	-	-	-	-	-	-
C139	Manufacture of other textiles	-	-	-	-	-	-
C141	Manufacture of wearing apparel, except fur apparel	-	-	-	-	-	-
C142	Custom tailoring and dressmaking	-	-	-	-	-	-
C161	Sawmilling and planing of wood	-	-	-	-	-	-
C162	Manufacture of products of wood, cork, straw and plaiting materials	-	-	-	-	-	-
C170	Manufacture of paper and paper products	-	-	-	-	-	-
C181	Printing and service activities related to printing	-	-	-	-	-	-
C199	Manufacture of other fuel products	-	-	-	-	-	-
C201	Manufacture of basic chemicals	-	-	-	-	-	-
C202	Manufacture of other chemical products, n.e.c.	-	-	-	-	-	-
C210	Manufacture of pharmaceuticals, medicinal chemical and botanical products	-	-	-	-	-	-
C222	Manufacture of plastic products	-	-	-	-	-	-
C231	Manufacture of glass and glass products	-	-	-	-	-	-
C239	Manufacture of non-metallic mineral products, n.e.c.	-	-	-	-	-	-
C241	Manufacture of basic iron and steel	-	-	-	-	-	-
C243	Casting of metals	-	-	-	-	-	-

*Continued*

TABLE 8.2 - *Continued*

2009 PSIC Code	Region/ Industry Description	Losses and Damages					
		ICT Machinery and Equipment	Specialized Industrial Machineries	General Industrial Machinery and Equipment	Other Machinery and Equipment	Valuables	Other Tangible Fixed Assets
		(6)	(7)	(8)	(9)	(10)	(11)
C251	Manufacture of structural metal products, tanks, reservoirs and steam generators	-	-	-	-	-	-
C259	Manufacture of other fabricated metal products; metal working service activities	-	-	-	-	-	-
C273	Manufacture of wiring and wiring devices	-	-	-	-	-	-
C275	Manufacture of domestic appliances	-	-	-	-	-	-
C282	Manufacture of special purpose machinery	175	-	-	-	-	-
C310	Manufacture of furniture	-	-	-	-	-	-
C329	Other manufacturing, n.e.c.	-	-	-	-	-	-
C331	Repair of fabricated metal products, machinery and equipment	-	-	-	-	-	-
	<b>VII - Central Visayas</b>	<b>4,296</b>	<b>283,163</b>	<b>784,059</b>	<b>1,035</b>	<b>-</b>	<b>265,605</b>
C101	Processing and preserving of meat	-	-	-	-	-	-
C102	Processing and preserving of fish, crustaceans and mollusks	-	-	-	-	-	-
C103	Processing and preserving of fruits and vegetables	-	-	-	-	-	-
C104	Manufacture of vegetable and animal oils and fats	-	-	-	-	-	-
C105	Manufacture of dairy products	-	-	-	-	-	-
C106	Manufacture of grain mill products, starches and starch products	-	-	-	-	-	-
C107	Manufacture of other food products	-	-	-	-	-	-
C108	Manufacture of prepared animal feeds	-	-	-	-	-	-
C110	Manufacture of beverages	-	-	-	-	-	-
C131	Spinning, weaving and finishing of textiles	-	-	-	-	-	-
C139	Manufacture of other textiles	-	-	-	-	-	-
C141	Manufacture of wearing apparel, except fur apparel	-	3,586	-	15	-	-
C142	Custom tailoring and dressmaking	-	-	-	-	-	-
C151	Tanning and dressing of leather; manufacture of luggage and handbags	-	-	-	-	-	-
C152	Manufacture of footwear	-	-	-	-	-	-
C161	Sawmilling and planing of wood	-	-	-	-	-	-
C162	Manufacture of products of wood, cork, straw and plaiting materials						
C170	Manufacture of paper and paper products	-	-	-	-	-	-
C181	Printing and service activities related to printing	-	-	-	-	-	-
C199	Manufacture of other fuel products	-	-	-	-	-	-
C201	Manufacture of basic chemicals	-	-	-	-	-	-
C202	Manufacture of other chemical products, n.e.c.	3	-	-	-	-	-
C203	Manufacture of man-made fibers						
C210	Manufacture of pharmaceuticals, medicinal chemical and botanical products						

*Continued*

TABLE 8.2 - *Continued*

2009 PSIC Code	Region/ Industry Description	Losses and Damages					
		ICT Machinery and Equipment	Specialized Industrial Machineries	General Industrial Machinery and Equipment	Other Machinery and Equipment	Valuables	Other Tangible Fixed Assets
		(6)	(7)	(8)	(9)	(10)	(11)
C221	Manufacture of rubber products	-	-	-	-	-	-
C222	Manufacture of plastic products	1,243	190,107	-	-	-	-
C231	Manufacture of glass and glass products	-	-	-	-	-	-
C239	Manufacture of non-metallic mineral products, n.e.c.	-	-	-	-	-	-
C241	Manufacture of basic iron and steel	}	}	}	}	}	}
C242	Manufacture of basic precious and other non-ferrous metals						
C243	Casting of metals						
C251	Manufacture of structural metal products, tanks, reservoirs and steam generators	1,920	89,470	-	-	-	6,403
C252	Manufacture of weapons and ammunition	-	-	-	-	-	-
C259	Manufacture of other fabricated metal products; metal working service activities	1,131	-	-	615	-	66
C261	Manufacture of electronic components	-	-	-	-	-	-
C262	Manufacture of computers and peripheral equipment and accessories	}	}	}	}	}	}
C263	Manufacture of communication equipment						
C265	Manufacture of measuring, testing, navigating and control equipment; watches and clocks						
C267	Manufacture of optical instruments and photographic equipment	-	-	784,059	-	-	259,136
C271	Manufacture of electric motors, generators, transformers and electricity distribution and control apparatus	-	-	-	-	-	-
C273	Manufacture of wiring and wiring devices	-	-	-	-	-	-
C274	Manufacture of electric lighting equipment	-	-	-	-	-	-
C275	Manufacture of domestic appliances	-	-	-	-	-	-
C281	Manufacture of general purpose machinery	-	-	-	-	-	-
C282	Manufacture of special purpose machinery	-	-	-	-	-	-
C291	Manufacture of motor vehicles	-	-	-	-	-	-
C292	Manufacture of bodies (coachwork) for motor vehicles; manufacture of trailers and semi-trailers	}	}	}	}	}	}
C293	Manufacture of parts and accessories for motor vehicles						
C301	Building of ships and boats						
C309	Manufacture of transport equipment, n.e.c.	-	-	-	-	-	-
C310	Manufacture of furniture	-	-	-	406	-	-
C321	Manufacture of jewelry, bijouterie and related articles	-	-	-	-	-	-
C322	Manufacture of musical instruments	-	-	-	-	-	-
C323	Manufacture of sports goods	-	-	-	-	-	-
C324	Manufacture of games and toys	-	-	-	-	-	-
C325	Manufacture of medical and dental instruments and supplies	-	-	-	-	-	-
C329	Other manufacturing, n.e.c.	-	-	-	-	-	-

*Continued*

TABLE 8.2 - *Continued*

2009 PSIC Code	Region/ Industry Description	Losses and Damages					
		ICT Machinery and Equipment	Specialized Industrial Machineries	General Industrial Machinery and Equipment	Other Machinery and Equipment	Valuables	Other Tangible Fixed Assets
		(6)	(7)	(8)	(9)	(10)	(11)
C331	Repair of fabricated metal products, machinery and equipment	-	-	-	-	-	-
	<b>VIII - Eastern Visayas</b>	-	<b>65</b>	-	-	-	-
C101	Processing and preserving of meat	-	-	-	-	-	-
C102	Processing and preserving of fish, crustaceans and mollusks	-	-	-	-	-	-
C103	Processing and preserving of fruits and vegetables	-	-	-	-	-	-
C104	Manufacture of vegetable and animal oils and fats	-	-	-	-	-	-
C106	Manufacture of grain mill products, starches and starch products	-	-	-	-	-	-
C107	Manufacture of other food products	-	-	-	-	-	-
C110	Manufacture of beverages	-	-	-	-	-	-
C139	Manufacture of other textiles	-	-	-	-	-	-
C142	Custom tailoring and dressmaking	-	-	-	-	-	-
C162	Manufacture of products of wood, cork, straw and plaiting materials	-	-	-	-	-	-
C170	Manufacture of paper and paper products	-	-	-	-	-	-
C181	Printing and service activities related to printing	-	-	-	-	-	-
C192	Manufacture of refined petroleum products	-	-	-	-	-	-
C201	Manufacture of basic chemicals	}	}	}	}	}	}
C202	Manufacture of other chemical products, n.e.c.						
C210	Manufacture of pharmaceuticals, medicinal chemical and botanical products	\$	\$	\$	\$	\$	\$
C221	Manufacture of rubber products	-	-	-	-	-	-
C222	Manufacture of plastic products	-	-	-	-	-	-
C231	Manufacture of glass and glass products	-	-	-	-	-	-
C239	Manufacture of non-metallic mineral products, n.e.c.	-	-	-	-	-	-
C242	Manufacture of basic precious and other non-ferrous metals	-	-	-	-	-	-
C243	Casting of metals	-	-	-	-	-	-
C251	Manufacture of structural metal products, tanks, reservoirs and steam generators	-	-	-	-	-	-
C259	Manufacture of other fabricated metal products; metal working service activities	-	-	-	-	-	-
C273	Manufacture of wiring and wiring devices	-	-	-	-	-	-
C282	Manufacture of special purpose machinery	-	-	-	-	-	-
C310	Manufacture of furniture	-	-	-	-	-	-
C329	Other manufacturing, n.e.c.	-	9	-	-	-	-
C331	Repair of fabricated metal products, machinery and equipment	-	-	-	-	-	-

*Continued*



TABLE 8.2 - *Continued*

2009 PSIC Code	Region/ Industry Description	Losses and Damages					
		ICT Machinery and Equipment	Specialized Industrial Machineries	General Industrial Machinery and Equipment	Other Machinery and Equipment	Valuables	Other Tangible Fixed Assets
		(6)	(7)	(8)	(9)	(10)	(11)
	<b>IX - Zamboanga Peninsula</b>	<b>9,035</b>	<b>130,071</b>	<b>-</b>	<b>7,269</b>	<b>-</b>	<b>9,284</b>
C101	Processing and preserving of meat	-	-	-	-	-	-
C102	Processing and preserving of fish, crustaceans and mollusks	9,035	130,071	-	7,269	-	9,284
C103	Processing and preserving of fruits and vegetables	-	-	-	-	-	-
C104	Manufacture of vegetable and animal oils and fats	-	-	-	-	-	-
C105	Manufacture of dairy products	-	-	-	-	-	-
C106	Manufacture of grain mill products, starches and starch products	-	-	-	-	-	-
C107	Manufacture of other food products	-	-	-	-	-	-
C108	Manufacture of prepared animal feeds	-	-	-	-	-	-
C110	Manufacture of beverages	-	-	-	-	-	-
C142	Custom tailoring and dressmaking	-	-	-	-	-	-
C161	Sawmilling and planing of wood	-	-	-	-	-	-
C162	Manufacture of products of wood, cork, straw and plaiting materials	-	-	-	-	-	-
C181	Printing and service activities related to printing	-	-	-	-	-	-
C202	Manufacture of other chemical products, n.e.c.	-	-	-	-	-	-
C221	Manufacture of rubber products	-	-	-	-	-	-
C222	Manufacture of plastic products	-	-	-	-	-	-
C231	Manufacture of glass and glass products	-	-	-	-	-	-
C239	Manufacture of non-metallic mineral products, n.e.c.	-	-	-	-	-	-
C241	Manufacture of basic iron and steel	-	-	-	-	-	-
C251	Manufacture of structural metal products, tanks, reservoirs and steam generators	-	-	-	-	-	-
C259	Manufacture of other fabricated metal products; metal working service activities	-	-	-	-	-	-
C301	Building of ships and boats	-	-	-	-	-	-
C310	Manufacture of furniture	-	-	-	-	-	-
C324	Manufacture of games and toys	-	-	-	-	-	-
C329	Other manufacturing, n.e.c.	-	-	-	-	-	-
C331	Repair of fabricated metal products, machinery and equipment	-	-	-	-	-	-
	<b>X - Northern Mindanao</b>	<b>531</b>	<b>50</b>	<b>41,414</b>	<b>-</b>	<b>-</b>	<b>-</b>
C101	Processing and preserving of meat	-	-	-	-	-	-
C102	Processing and preserving of fish, crustaceans and mollusks	-	-	-	-	-	-
C103	Processing and preserving of fruits and vegetables	-	-	-	-	-	-
C104	Manufacture of vegetable and animal oils and fats	-	-	-	-	-	-
C105	Manufacture of dairy products	-	-	-	-	-	-

*Continued*

TABLE 8.2 - *Continued*

2009 PSIC Code	Region/ Industry Description	Losses and Damages					
		ICT Machinery and Equipment	Specialized Industrial Machineries	General Industrial Machinery and Equipment	Other Machinery and Equipment	Valuables	Other Tangible Fixed Assets
		(6)	(7)	(8)	(9)	(10)	(11)
C106	Manufacture of grain mill products, starches and starch products	-	-	-	-	-	-
C107	Manufacture of other food products	-	-	-	-	-	-
C108	Manufacture of prepared animal feeds	-	-	-	-	-	-
C110	Manufacture of beverages	-	-	-	-	-	-
C139	Manufacture of other textiles	-	-	-	-	-	-
C141	Manufacture of wearing apparel, except fur apparel	-	-	-	-	-	-
C142	Custom tailoring and dressmaking	-	50	-	-	-	-
C152	Manufacture of footwear	-	-	-	-	-	-
C161	Sawmilling and planing of wood	-	-	-	-	-	-
C162	Manufacture of products of wood, cork, straw and plaiting materials	-	-	-	-	-	-
C170	Manufacture of paper and paper products	-	-	-	-	-	-
C181	Printing and service activities related to printing	-	-	-	-	-	-
C192	Manufacture of refined petroleum products	-	-	-	-	-	-
C201	Manufacture of basic chemicals	-	-	-	-	-	-
C202	Manufacture of other chemical products, n.e.c.	531	-	41,414	-	-	-
C210	Manufacture of pharmaceuticals, medicinal chemical and botanical products	-	-	-	-	-	-
C221	Manufacture of rubber products	-	-	-	-	-	-
C222	Manufacture of plastic products	-	-	-	-	-	-
C231	Manufacture of glass and glass products	-	-	-	-	-	-
C239	Manufacture of non-metallic mineral products, n.e.c.	-	-	-	-	-	-
C241	Manufacture of basic iron and steel	-	-	-	-	-	-
C243	Casting of metals	-	-	-	-	-	-
C251	Manufacture of structural metal products, tanks, reservoirs and steam generators	-	-	-	-	-	-
C252	Manufacture of weapons and ammunition	-	-	-	-	-	-
C259	Manufacture of other fabricated metal products; metal working service activities	-	-	-	-	-	-
C282	Manufacture of special purpose machinery	-	-	-	-	-	-
C291	Manufacture of motor vehicles	-	-	-	-	-	-
C292	Manufacture of bodies (coachwork) for motor vehicles; manufacture of trailers and semi-trailers	-	-	-	-	-	-
C310	Manufacture of furniture	-	-	-	-	-	-
C321	Manufacture of jewelry, bijouterie and related articles	-	-	-	-	-	-
C324	Manufacture of games and toys	-	-	-	-	-	-
C325	Manufacture of medical and dental instruments and supplies	-	-	-	-	-	-
C329	Other manufacturing, n.e.c.	-	-	-	-	-	-
C331	Repair of fabricated metal products, machinery and equipment	-	-	-	-	-	-

*Continued*

TABLE 8.2 - *Continued*

2009 PSIC Code	Region/ Industry Description	Losses and Damages					
		ICT Machinery and Equipment	Specialized Industrial Machineries	General Industrial Machinery and Equipment	Other Machinery and Equipment	Valuables	Other Tangible Fixed Assets
		(6)	(7)	(8)	(9)	(10)	(11)
	<b>XI - Davao Region</b>	<b>400</b>	<b>10,167</b>	<b>2,407</b>	<b>-</b>	<b>-</b>	<b>480</b>
C101	Processing and preserving of meat	-	-	-	-	-	-
C102	Processing and preserving of fish, crustaceans and mollusks	-	-	-	-	-	-
C103	Processing and preserving of fruits and vegetables	-	-	-	-	-	-
C104	Manufacture of vegetable and animal oils and fats	-	-	-	-	-	-
C105	Manufacture of dairy products	-	-	-	-	-	-
C106	Manufacture of grain mill products, starches and starch products	-	-	-	-	-	-
C107	Manufacture of other food products	-	-	-	-	-	-
C108	Manufacture of prepared animal feeds	-	-	-	-	-	-
C110	Manufacture of beverages	-	-	-	-	-	-
C120	Manufacture of tobacco products	-	-	-	-	-	-
C131	Spinning, weaving and finishing of textiles	-	3,500	240	-	-	-
C139	Manufacture of other textiles	-	-	-	-	-	-
C141	Manufacture of wearing apparel, except fur apparel	-	-	-	-	-	-
C142	Custom tailoring and dressmaking	-	-	-	-	-	-
C152	Manufacture of footwear	-	-	-	-	-	-
C161	Sawmilling and planing of wood	-	-	-	-	-	-
C162	Manufacture of products of wood, cork, straw and plaiting materials	-	-	-	-	-	-
C170	Manufacture of paper and paper products	-	-	-	-	-	-
C181	Printing and service activities related to printing	-	-	-	-	-	-
C192	Manufacture of refined petroleum products	-	-	-	-	-	-
C201	Manufacture of basic chemicals	-	-	-	-	-	-
C202	Manufacture of other chemical products, n.e.c.	-	-	-	-	-	-
C210	Manufacture of pharmaceuticals, medicinal chemical and botanical products	-	-	-	-	-	-
C221	Manufacture of rubber products	-	-	-	-	-	-
C222	Manufacture of plastic products	400	6,667	2,167	-	-	480
C231	Manufacture of glass and glass products	-	-	-	-	-	-
C239	Manufacture of non-metallic mineral products, n.e.c.	-	-	-	-	-	-
C241	Manufacture of basic iron and steel	-	-	-	-	-	-
C242	Manufacture of basic precious and other non-ferrous metals	-	-	-	-	-	-
C243	Casting of metals	-	-	-	-	-	-
C251	Manufacture of structural metal products, tanks, reservoirs and steam generators	-	-	-	-	-	-
C252	Manufacture of weapons and ammunition	-	-	-	-	-	-
C259	Manufacture of other fabricated metal products; metal working service activities	-	-	-	-	-	-

*Continued*

TABLE 8.2 - *Continued*

2009 PSIC Code	Region/ Industry Description	Losses and Damages					
		ICT Machinery and Equipment	Specialized Industrial Machineries	General Industrial Machinery and Equipment	Other Machinery and Equipment	Valuables	Other Tangible Fixed Assets
		(6)	(7)	(8)	(9)	(10)	(11)
C265	Manufacture of measuring, testing, navigating and control equipment; watches and clocks	-	-	-	-	-	-
C275	Manufacture of domestic appliances	-	-	-	-	-	-
C279	Manufacture of other electrical equipment	-	-	-	-	-	-
C281	Manufacture of general purpose machinery	-	-	-	-	-	-
C282	Manufacture of special purpose machinery	-	-	-	-	-	-
C291	Manufacture of motor vehicles	-	-	-	-	-	-
C293	Manufacture of parts and accessories for motor vehicles	-	-	-	-	-	-
C301	Building of ships and boats	-	-	-	-	-	-
C309	Manufacture of transport equipment, n.e.c.	-	-	-	-	-	-
C310	Manufacture of furniture	-	-	-	-	-	-
C321	Manufacture of jewelry, bijouterie and related articles	-	-	-	-	-	-
C329	Other manufacturing, n.e.c.	-	-	-	-	-	-
C331	Repair of fabricated metal products, machinery and equipment	-	-	-	-	-	-
	<b>XII - SOCCSKSARGEN</b>	-	-	-	-	-	-
C101	Processing and preserving of meat	-	-	-	-	-	-
C102	Processing and preserving of fish, crustaceans and mollusks	-	-	-	-	-	-
C103	Processing and preserving of fruits and vegetables	-	-	-	-	-	-
C104	Manufacture of vegetable and animal oils and fats	-	-	-	-	-	-
C105	Manufacture of dairy products	-	-	-	-	-	-
C106	Manufacture of grain mill products, starches and starch products	-	-	-	-	-	-
C107	Manufacture of other food products	-	-	-	-	-	-
C108	Manufacture of prepared animal feeds	-	-	-	-	-	-
C110	Manufacture of beverages	-	-	-	-	-	-
C131	Spinning, weaving and finishing of textiles	-	-	-	-	-	-
C139	Manufacture of other textiles	-	-	-	-	-	-
C141	Manufacture of wearing apparel, except fur apparel	-	-	-	-	-	-
C142	Custom tailoring and dressmaking	-	-	-	-	-	-
C152	Manufacture of footwear	-	-	-	-	-	-
C161	Sawmilling and planing of wood	-	-	-	-	-	-
C162	Manufacture of products of wood, cork, straw and plaiting materials	-	-	-	-	-	-
C170	Manufacture of paper and paper products	-	-	-	-	-	-
C181	Printing and service activities related to printing	-	-	-	-	-	-
C192	Manufacture of refined petroleum products	-	-	-	-	-	-
C201	Manufacture of basic chemicals	-	-	-	-	-	-
C202	Manufacture of other chemical products, n.e.c.	-	-	-	-	-	-

*Continued*

TABLE 8.2 - *Continued*

2009 PSIC Code	Region/ Industry Description	Losses and Damages					
		ICT Machinery and Equipment	Specialized Industrial Machineries	General Industrial Machinery and Equipment	Other Machinery and Equipment	Valuables	Other Tangible Fixed Assets
		(6)	(7)	(8)	(9)	(10)	(11)
C210	Manufacture of pharmaceuticals, medicinal chemical and botanical products	-	-	-	-	-	-
C221	Manufacture of rubber products	-	-	-	-	-	-
C222	Manufacture of plastic products	-	-	-	-	-	-
C231	Manufacture of glass and glass products	-	-	-	-	-	-
C239	Manufacture of non-metallic mineral products, n.e.c.	-	-	-	-	-	-
C241	Manufacture of basic iron and steel	-	-	-	-	-	-
C243	Casting of metals	-	-	-	-	-	-
C251	Manufacture of structural metal products, tanks, reservoirs and steam generators	-	-	-	-	-	-
C259	Manufacture of other fabricated metal products; metal working service activities	-	-	-	-	-	-
C282	Manufacture of special purpose machinery	-	-	-	-	-	-
C301	Building of ships and boats	-	-	-	-	-	-
C309	Manufacture of transport equipment, n.e.c.	-	-	-	-	-	-
C310	Manufacture of furniture	-	-	-	-	-	-
C323	Manufacture of sports goods	-	-	-	-	-	-
C331	Repair of fabricated metal products, machinery and equipment	-	-	-	-	-	-
	<b>XIII - Caraga</b>	<b>2,909</b>	<b>28,038</b>	<b>-</b>	<b>3,668</b>	<b>-</b>	<b>71,533</b>
C101	Processing and preserving of meat	-	-	-	-	-	-
C102	Processing and preserving of fish, crustaceans and mollusks	-	-	-	-	-	-
C103	Processing and preserving of fruits and vegetables	-	-	-	-	-	-
C104	Manufacture of vegetable and animal oils and fats	-	28,038	-	2,808	-	69,979
C106	Manufacture of grain mill products, starches and starch products	-	-	-	-	-	-
C107	Manufacture of other food products	2,909	-	-	860	-	1,553
C108	Manufacture of prepared animal feeds	-	-	-	-	-	-
C110	Manufacture of beverages	-	-	-	-	-	-
C139	Manufacture of other textiles	-	-	-	-	-	-
C142	Custom tailoring and dressmaking	-	-	-	-	-	-
C152	Manufacture of footwear	-	-	-	-	-	-
C161	Sawmilling and planing of wood	-	-	-	-	-	-
C162	Manufacture of products of wood, cork, straw and plaiting materials	-	-	-	-	-	-
C181	Printing and service activities related to printing	-	-	-	-	-	-
C199	Manufacture of other fuel products	-	-	-	-	-	-
C201	Manufacture of basic chemicals	-	-	-	-	-	-
C202	Manufacture of other chemical products, n.e.c.	-	-	-	-	-	-
C221	Manufacture of rubber products	-	-	-	-	-	-

*Continued*

TABLE 8.2 - *Concluded*

2009 PSIC Code	Region/ Industry Description	Losses and Damages					
		ICT Machinery and Equipment	Specialized Industrial Machineries	General Industrial Machinery and Equipment	Other Machinery and Equipment	Valuables	Other Tangible Fixed Assets
		(6)	(7)	(8)	(9)	(10)	(11)
C231	Manufacture of glass and glass products }	-	-	-	-	-	-
C239	Manufacture of non-metallic mineral products, n.e.c. }	-	-	-	-	-	-
C241	Manufacture of basic iron and steel }	-	-	-	-	-	-
C242	Manufacture of basic precious and other non-ferrous metals }	-	-	-	-	-	-
C251	Manufacture of structural metal products, tanks, reservoirs and steam generators }	-	-	-	-	-	-
C259	Manufacture of other fabricated metal products; metal working service activities }	-	-	-	-	-	-
C282	Manufacture of special purpose machinery	-	-	-	-	-	-
C301	Building of ships and boats	-	-	-	-	-	-
C309	Manufacture of transport equipment, n.e.c.	-	-	-	-	-	-
C310	Manufacture of furniture	-	-	-	-	-	-
C321	Manufacture of jewelry, bijouterie and related articles	-	-	-	-	-	-
C324	Manufacture of games and toys }	-	-	-	-	-	-
C329	Other manufacturing, n.e.c. }	-	-	-	-	-	-
C331	Repair of fabricated metal products, machinery and equipment	-	-	-	-	-	-
	<b>Autonomous Region in Muslim Mindanao</b>	<b>103</b>	-	-	-	-	-
C101	Processing and preserving of meat	-	-	-	-	-	-
C104	Manufacture of vegetable and animal oils and fats	-	-	-	-	-	-
C106	Manufacture of grain mill products, starches and starch products	103	-	-	-	-	-
C107	Manufacture of other food products	-	-	-	-	-	-
C108	Manufacture of prepared animal feeds	-	-	-	-	-	-
C110	Manufacture of beverages	-	-	-	-	-	-
C142	Custom tailoring and dressmaking	-	-	-	-	-	-
C221	Manufacture of rubber products	-	-	-	-	-	-
C239	Manufacture of non-metallic mineral products, n.e.c.	-	-	-	-	-	-
C301	Building of ships and boats	-	-	-	-	-	-
C310	Manufacture of furniture	-	-	-	-	-	-

- zero value

} Combined data

s Suppressed data

Notes: Values are in thousand pesos, except number of establishments.

Details may not add-up to total due to rounding and/or statistical disclosure control.

Source: Philippine Statistics Authority, 2019 Annual Survey of Philippine Business and Industry (Final Results)

Table 8. Number of Establishments and Gross Addition to Tangible Fixed Assets for Manufacturing Establishments by Region and Industry Group: Philippines, 2019

2009 PSIC Code	Region/ Industry Description	Number of Establishments	Gross Addition	Capital Expenditures for Tangible Fixed Assets	Sale of Tangible Fixed Assets
		(1)	(2)	(3)	(4)
	<b>Philippines</b>	<b>24,270</b>	<b>203,796,829</b>	<b>234,884,177</b>	<b>31,087,348</b>
C101	Processing and preserving of meat	294	1,149,830	1,165,657	15,827
C102	Processing and preserving of fish, crustaceans and mollusks	225	1,139,328	1,140,599	1,271
C103	Processing and preserving of fruits and vegetables	144	317,382	320,790	3,409
C104	Manufacture of vegetable and animal oils and fats	136	1,859,429	1,862,254	2,824
C105	Manufacture of dairy products	89	1,540,739	2,217,264	676,525
C106	Manufacture of grain mill products, starches and starch products	1,218	1,991,845	2,024,167	32,322
C107	Manufacture of other food products	7,739	9,481,968	9,721,687	239,719
C108	Manufacture of prepared animal feeds	196	1,910,801	1,917,369	6,568
C110	Manufacture of beverages	2,637	6,363,708	7,376,053	1,012,345
C120	Manufacture of tobacco products	19	5,823	9,186	3,363
C131	Spinning, weaving and finishing of textiles	109	191,331	191,331	-
C139	Manufacture of other textiles	254	47,548,423	47,559,728	11,305
C141	Manufacture of wearing apparel, except fur apparel	849	1,638,635	1,688,405	49,771
C142	Custom tailoring and dressmaking	500	11,682	11,682	-
C143	Manufacture of knitted and crocheted apparel	19	8,393	16,952	8,559
C151	Tanning and dressing of leather; manufacture of luggage and handbags	46	64,063	64,063	-
C152	Manufacture of footwear	148	411,046	416,314	5,268
C161	Sawmilling and planing of wood	48	68,480	72,789	4,309
C162	Manufacture of products of wood, cork, straw and plaiting materials	290	919,336	919,336	-
C170	Manufacture of paper and paper products	361	7,687,058	7,700,913	13,854
C181	Printing and service activities related to printing	2,113	889,850	892,342	2,492
C182	Reproduction of recorded media	6	350	350	-
C192	Manufacture of refined petroleum products	26	3,014,334	3,019,631	5,297
C199	Manufacture of other fuel products	7	-	-	-
C201	Manufacture of basic chemicals	196	15,532,034	15,909,146	377,112
C202	Manufacture of other chemical products, n.e.c.	390	2,113,667	2,152,149	38,482
C203	Manufacture of man-made fibers	3	16,845	16,845	-
C210	Manufacture of pharmaceuticals, medicinal chemical and botanical products	121	444,879	444,879	-
C221	Manufacture of rubber products	147	4,390,755	4,396,186	5,431
C222	Manufacture of plastic products	820	6,462,055	6,508,348	46,294
C231	Manufacture of glass and glass products	92	170,708	170,708	-
C239	Manufacture of non-metallic mineral products, n.e.c.	654	16,872,192	17,743,497	871,306
C241	Manufacture of basic iron and steel	299	10,418,555	10,425,101	6,546
C242	Manufacture of basic precious and other non-ferrous metals	33	5,985,122	6,101,792	116,669

Continued

TABLE 8 - *Continued*

2009 PSIC Code	Region/ Industry Description	Number of Establishments	Gross Addition	Capital Expenditures for Tangible Fixed Assets	Sale of Tangible Fixed Assets
		(1)	(2)	(3)	(4)
C243	Casting of metals	52	1,421,869	1,424,867	2,998
C251	Manufacture of structural metal products, tanks, reservoirs and steam generators	428	10,044,462	10,046,039	1,577
C252	Manufacture of weapons and ammunition	14	3,926	3,926	-
C259	Manufacture of other fabricated metal products; metal working service activities	761	5,619,032	5,641,773	22,741
C261	Manufacture of electronic components	145	20,494,759	31,387,604	10,892,845
C262	Manufacture of computers and peripheral equipment and accessories	32	(1,766,001)	379,481	2,145,482
C263	Manufacture of communication equipment	12	446,140	446,233	93
C264	Manufacture of consumer electronics	18	439,316	440,366	1,050
C265	Manufacture of measuring, testing, navigating and control equipment; watches and clocks	21	182,541	182,541	-
C267	Manufacture of optical instruments and photographic equipment	21	1,254,304	1,254,652	348
C271	Manufacture of electric motors, generators, transformers and electricity distribution and control apparatus	56	1,931,675	1,931,699	24
C272	Manufacture of batteries and accumulators	11	2,026,683	2,059,161	32,478
C273	Manufacture of wiring and wiring devices	57	199,068	202,044	2,976
C274	Manufacture of electric lighting equipment	38	800,167	824,648	24,480
C275	Manufacture of domestic appliances	44	278,276	278,276	-
C279	Manufacture of other electrical equipment	24	393,591	393,591	-
C281	Manufacture of general purpose machinery	132	1,088,811	1,089,259	449
C282	Manufacture of special purpose machinery	210	690,007	738,530	48,523
C291	Manufacture of motor vehicles	41	2,560,253	2,645,997	85,744
C292	Manufacture of bodies (coachwork) for motor vehicles; manufacture of trailers and semi-trailers	27	1,079,621	1,079,621	-
C293	Manufacture of parts and accessories for motor vehicles	115	(9,699,042)	4,365,092	14,064,134
C301	Building of ships and boats	32	100,704	100,704	-
C303	Manufacture of air and spacecraft and related machinery	9	209,877	358,331	148,454
C309	Manufacture of transport equipment, n.e.c.	73	1,352,960	1,358,574	5,614
C310	Manufacture of furniture	717	4,923,357	4,925,111	1,754
C321	Manufacture of jewelry, bijouterie and related articles	77	26,671	28,677	2,006
C322	Manufacture of musical instruments	3	907	907	-
C323	Manufacture of sports goods	23	122,610	123,606	996
C324	Manufacture of games and toys	31	61,505	61,505	-
C325	Manufacture of medical and dental instruments and supplies	48	3,000,103	3,001,087	984
C329	Other manufacturing, n.e.c.	214	480,234	519,336	39,102
C331	Repair of fabricated metal products, machinery and equipment	551	3,400,760	3,406,391	5,631
C332	Installation of industrial machinery and equipment	8	7,037	7,037	-

*Continued*



TABLE 8 - *Continued*

2009 PSIC Code	Region/ Industry Description	Number of Establishments	Gross Addition	Capital Expenditures for Tangible Fixed Assets	Sale of Tangible Fixed Assets
		(1)	(2)	(3)	(4)
	<b>National Capital Region</b>	<b>6,369</b>	<b>80,443,887</b>	<b>81,864,455</b>	<b>1,420,568</b>
C101	Processing and preserving of meat	37	30,709	30,709	-
C102	Processing and preserving of fish, crustaceans and mollusks	38	153,986	153,986	-
C103	Processing and preserving of fruits and vegetables	42	7,422	7,422	-
C104	Manufacture of vegetable and animal oils and fats	18	2,796	2,796	-
C105	Manufacture of dairy products	26	911,956	914,947	2,991
C106	Manufacture of grain mill products, starches and starch products	18	453,780	453,780	-
C107	Manufacture of other food products	1,093	1,772,006	1,774,768	2,762
C108	Manufacture of prepared animal feeds	12	164,937	164,937	-
C110	Manufacture of beverages	628	4,138,231	4,990,191	851,960
C120	Manufacture of tobacco products	6	4,626	7,989	3,363
C131	Spinning, weaving and finishing of textiles	42	902	902	-
C139	Manufacture of other textiles	128	47,014,565	47,025,870	11,305
C141	Manufacture of wearing apparel, except fur apparel	362	310,029	310,029	-
C142	Custom tailoring and dressmaking	156	-	-	-
C143	Manufacture of knitted and crocheted apparel	15	1,188	9,746	8,559
C151	Tanning and dressing of leather; manufacture of luggage and handbags	28	15,785	15,785	-
C152	Manufacture of footwear	78	7,768	7,768	-
C161	Sawmilling and planing of wood	9	13,284	13,284	-
C162	Manufacture of products of wood, cork, straw and plaiting materials	49	2,402	2,402	-
C170	Manufacture of paper and paper products	205	4,998,339	4,998,339	-
C181	Printing and service activities related to printing	999	561,735	563,378	1,643
C182	Reproduction of recorded media	4	-	-	-
C192	Manufacture of refined petroleum products	10	21,080	26,376	5,297
C199	Manufacture of other fuel products				
C201	Manufacture of basic chemicals	66	-	-	-
C202	Manufacture of other chemical products, n.e.c.	198	939,344	940,674	1,330
C203	Manufacture of man-made fibers				
C210	Manufacture of pharmaceuticals, medicinal chemical and botanical products	47	3,472	3,472	-
C221	Manufacture of rubber products	69	48,791	48,791	-
C222	Manufacture of plastic products	439	3,680,665	3,680,665	-
C231	Manufacture of glass and glass products	29	5,807	5,807	-
C239	Manufacture of non-metallic mineral products, n.e.c.	89	1,855,036	1,855,036	-
C241	Manufacture of basic iron and steel	100	3,899,636	3,902,908	3,272
C242	Manufacture of basic precious and other non-ferrous metals	6	34,405	34,405	-
C243	Casting of metals	20	313	313	-

*Continued*

TABLE 8 - *Continued*

2009 PSIC Code	Region/ Industry Description	Number of Establishments	Gross Addition	Capital Expenditures for Tangible Fixed Assets	Sale of Tangible Fixed Assets
		(1)	(2)	(3)	(4)
C251	Manufacture of structural metal products, tanks, reservoirs and steam generators	208	1,581,748	1,581,748	-
C252	Manufacture of weapons and ammunition	10	-	-	-
C259	Manufacture of other fabricated metal products; metal working service activities	282	611,007	611,007	-
C261	Manufacture of electronic components	14	456,828	924,331	467,503
C262	Manufacture of computers and peripheral equipment and accessories	3	15,874	15,874	-
C263	Manufacture of communication equipment				
C264	Manufacture of consumer electronics	5	-	-	-
C265	Manufacture of measuring, testing, navigating and control equipment; watches and clocks	9	24,240	24,240	-
C267	Manufacture of optical instruments and photographic equipment				
C271	Manufacture of electric motors, generators, transformers and electricity distribution and control apparatus	19	2,763	2,763	-
C272	Manufacture of batteries and accumulators	4	740,970	773,448	32,478
C273	Manufacture of wiring and wiring devices	22	-	-	-
C274	Manufacture of electric lighting equipment	12	102,884	127,365	24,480
C275	Manufacture of domestic appliances	20	274,000	274,000	-
C279	Manufacture of other electrical equipment	s	s	s	s
C281	Manufacture of general purpose machinery	59	283,340	283,340	-
C282	Manufacture of special purpose machinery	75	25,784	25,784	-
C291	Manufacture of motor vehicles	13	-	-	-
C292	Manufacture of bodies (coachwork) for motor vehicles; manufacture of trailers and semi-trailers	7	1,957	1,957	-
C293	Manufacture of parts and accessories for motor vehicles	22	2,507	2,507	-
C301	Building of ships and boats	10	-	-	-
C303	Manufacture of air and spacecraft and related machinery	27	81,393	85,019	3,626
C309	Manufacture of transport equipment, n.e.c.				
C310	Manufacture of furniture	203	4,564,951	4,564,951	-
C321	Manufacture of jewelry, bijouterie and related articles	14	-	-	-
C322	Manufacture of musical instruments	s	-	-	-
C323	Manufacture of sports goods	6	-	-	-
C324	Manufacture of games and toys	12	57,098	57,098	-
C325	Manufacture of medical and dental instruments and supplies	18	-	-	-
C329	Other manufacturing, n.e.c.	69	188,699	188,699	-
C331	Repair of fabricated metal products, machinery and equipment	147	318,597	318,597	-
C332	Installation of industrial machinery and equipment	s	s	s	s

*Continued*

TABLE 8 - *Continued*

2009 PSIC Code	Region/ Industry Description	Number of Establishments	Gross Addition	Capital Expenditures for Tangible Fixed Assets	Sale of Tangible Fixed Assets
		(1)	(2)	(3)	(4)
	<b>Cordillera Administrative Region</b>	<b>316</b>	<b>(1,980,032)</b>	<b>2,716,717</b>	<b>4,696,749</b>
C101	Processing and preserving of meat	s	-	-	-
C103	Processing and preserving of fruits and vegetables	3	-	-	-
C105	Manufacture of dairy products	s	-	-	-
C106	Manufacture of grain mill products, starches and starch products	37	375	375	-
C107	Manufacture of other food products	110	85,200	85,200	-
C110	Manufacture of beverages	50	205	205	-
C131	Spinning, weaving and finishing of textiles	16	24,224	24,224	-
C139	Manufacture of other textiles				
C141	Manufacture of wearing apparel, except fur apparel	s	-	-	-
C142	Custom tailoring and dressmaking	20	-	-	-
C162	Manufacture of products of wood, cork, straw and plaiting materials	s	-	-	-
C170	Manufacture of paper and paper products	s	-	-	-
C181	Printing and service activities related to printing	38	41,655	41,655	-
C201	Manufacture of basic chemicals	s	-	-	-
C202	Manufacture of other chemical products, n.e.c.	s	-	-	-
C221	Manufacture of rubber products	5	19,734	19,734	-
C222	Manufacture of plastic products				
C231	Manufacture of glass and glass products	s	-	-	-
C239	Manufacture of non-metallic mineral products, n.e.c.	s	-	-	-
C241	Manufacture of basic iron and steel	s	-	-	-
C242	Manufacture of basic precious and other non-ferrous metals	s	-	-	-
C251	Manufacture of structural metal products, tanks, reservoirs and steam generators	4	-	-	-
C259	Manufacture of other fabricated metal products; metal working service activities	5	7,988	7,988	-
C261	Manufacture of electronic components	4	(2,368,310)	2,179,984	4,548,295
C281	Manufacture of general purpose machinery	3	-	-	-
C282	Manufacture of special purpose machinery				
C303	Manufacture of air and spacecraft and related machinery	s	s	s	s
C310	Manufacture of furniture	s	-	-	-
C321	Manufacture of jewelry, bijouterie and related articles	s	-	-	-
C331	Repair of fabricated metal products, machinery and equipment	4	-	-	-
	<b>I - Ilocos Region</b>	<b>746</b>	<b>249,652</b>	<b>250,404</b>	<b>753</b>
C101	Processing and preserving of meat	14	16,178	16,178	-
C102	Processing and preserving of fish, crustaceans and mollusks	15	-	-	-

*Continued*

TABLE 8 - *Continued*

2009 PSIC Code	Region/ Industry Description	Number of Establishments	Gross Addition	Capital Expenditures for Tangible Fixed Assets	Sale of Tangible Fixed Assets
		(1)	(2)	(3)	(4)
C103	Processing and preserving of fruits and vegetables	s	s	s	s
C105	Manufacture of dairy products	s	-	-	-
C106	Manufacture of grain mill products, starches and starch products	61	-	-	-
C107	Manufacture of other food products	274	-	-	-
C108	Manufacture of prepared animal feeds	4	12,467	12,467	-
C110	Manufacture of beverages	126	210,735	210,735	-
C120	Manufacture of tobacco products	3	47	47	-
C131	Spinning, weaving and finishing of textiles	6	-	-	-
C141	Manufacture of wearing apparel, except fur apparel	3	(133)	-	133
C142	Custom tailoring and dressmaking	9	-	-	-
C162	Manufacture of products of wood, cork, straw and plaiting materials	12	-	-	-
C170	Manufacture of paper and paper products	s	-	-	-
C181	Printing and service activities related to printing	62	-	-	-
C201	Manufacture of basic chemicals }	7	-	-	-
C202	Manufacture of other chemical products, n.e.c. }				
C210	Manufacture of pharmaceuticals, medicinal chemical and botanical products	s	-	-	-
C221	Manufacture of rubber products	s	-	-	-
C222	Manufacture of plastic products	s	-	-	-
C239	Manufacture of non-metallic mineral products, n.e.c.	26	-	-	-
C241	Manufacture of basic iron and steel	6	-	-	-
C251	Manufacture of structural metal products, tanks, reservoirs and steam generators	11	-	-	-
C259	Manufacture of other fabricated metal products; metal working service activities	17	-	-	-
C282	Manufacture of special purpose machinery	5	-	-	-
C292	Manufacture of bodies (coachwork) for motor vehicles; }	6	9,599	9,599	-
	manufacture of trailers and semi-trailers }				
C293	Manufacture of parts and accessories for motor vehicles }				
C309	Manufacture of transport equipment, n.e.c.	s	-	-	-
C310	Manufacture of furniture	36	-	-	-
C321	Manufacture of jewelry, bijouterie and related articles }	16	7	7	-
C324	Manufacture of games and toys }				
C329	Other manufacturing, n.e.c. }				
C331	Repair of fabricated metal products, machinery and equipment	21	-	-	-
	<b>II - Cagayan Valley</b>	<b>403</b>	<b>135,519</b>	<b>135,519</b>	<b>-</b>
C101	Processing and preserving of meat	4	803	803	-

*Continued*

TABLE 8 - *Continued*

2009 PSIC Code	Region/ Industry Description	Number of Establishments	Gross Addition	Capital Expenditures for Tangible Fixed Assets	Sale of Tangible Fixed Assets
		(1)	(2)	(3)	(4)
C102	Processing and preserving of fish, crustaceans and mollusks	s	-	-	-
C103	Processing and preserving of fruits and vegetables	3	-	-	-
C105	Manufacture of dairy products	s	-	-	-
C106	Manufacture of grain mill products, starches and starch products	39	81,916	81,916	-
C107	Manufacture of other food products	194	-	-	-
C108	Manufacture of prepared animal feeds	5	-	-	-
C110	Manufacture of beverages	46	-	-	-
C120	Manufacture of tobacco products	s	-	-	-
C131	Spinning, weaving and finishing of textiles	s	-	-	-
C139	Manufacture of other textiles	s	-	-	-
C142	Custom tailoring and dressmaking	7	-	-	-
C162	Manufacture of products of wood, cork, straw and plaiting materials	3	-	-	-
C181	Printing and service activities related to printing	37	32,400	32,400	-
C182	Reproduction of recorded media	s	s	s	s
C192	Manufacture of refined petroleum products	s	-	-	-
C199	Manufacture of other fuel products	s	-	-	-
C201	Manufacture of basic chemicals	s	-	-	-
C231	Manufacture of glass and glass products	15	2,742	2,742	-
C239	Manufacture of non-metallic mineral products, n.e.c.				
C251	Manufacture of structural metal products, tanks, reservoirs and steam generators	4	-	-	-
C259	Manufacture of other fabricated metal products; metal working service activities	9	150	150	-
C282	Manufacture of special purpose machinery	3	288	288	-
C310	Manufacture of furniture	13	14,550	14,550	-
C321	Manufacture of jewelry, bijouterie and related articles	s	-	-	-
C329	Other manufacturing, n.e.c.	s	-	-	-
C331	Repair of fabricated metal products, machinery and equipment	9	2,320	2,320	-
<b>III - Central Luzon</b>		<b>2,456</b>	<b>31,926,887</b>	<b>39,607,395</b>	<b>7,680,508</b>
C101	Processing and preserving of meat	79	349,636	362,177	12,541
C102	Processing and preserving of fish, crustaceans and mollusks	23	33,452	33,452	-
C103	Processing and preserving of fruits and vegetables	18	25,356	25,356	-
C104	Manufacture of vegetable and animal oils and fats	3	-	-	-
C105	Manufacture of dairy products	11	8,433	8,433	-
C106	Manufacture of grain mill products, starches and starch products	134	129,994	129,994	-

*Continued*

TABLE 8 - *Continued*

2009 PSIC Code	Region/ Industry Description	Number of Establishments	Gross Addition	Capital Expenditures for Tangible Fixed Assets	Sale of Tangible Fixed Assets
		(1)	(2)	(3)	(4)
C107	Manufacture of other food products	619	608,199	608,199	-
C108	Manufacture of prepared animal feeds	53	1,448,561	1,454,239	5,678
C110	Manufacture of beverages	260	136,894	136,894	-
C120	Manufacture of tobacco products	s	-	-	-
C131	Spinning, weaving and finishing of textiles	17	15,769	15,769	-
C139	Manufacture of other textiles	44	345,733	345,733	-
C141	Manufacture of wearing apparel, except fur apparel	154	849,325	851,644	2,319
C142	Custom tailoring and dressmaking	23	-	-	-
C143	Manufacture of knitted and crocheted apparel				
C151	Tanning and dressing of leather; manufacture of luggage and handbags	10	48,278	48,278	-
C152	Manufacture of footwear	11	301,573	301,573	-
C161	Sawmilling and planing of wood	33	30,144	30,144	-
C162	Manufacture of products of wood, cork, straw and plaiting materials				
C170	Manufacture of paper and paper products	33	2,231,415	2,236,688	5,273
C181	Printing and service activities related to printing	123	-	-	-
C192	Manufacture of refined petroleum products	3	37,888	37,888	-
C201	Manufacture of basic chemicals	19	410,439	491,139	80,700
C202	Manufacture of other chemical products, n.e.c.	29	27,199	30,434	3,234
C210	Manufacture of pharmaceuticals, medicinal chemical and botanical products	19	155,868	155,868	-
C221	Manufacture of rubber products	11	4,053,408	4,055,665	2,258
C222	Manufacture of plastic products	90	770,363	777,581	7,218
C231	Manufacture of glass and glass products	8	43,596	43,596	-
C239	Manufacture of non-metallic mineral products, n.e.c.	137	7,624,767	7,624,767	-
C241	Manufacture of basic iron and steel	47	2,445,125	2,445,855	730
C242	Manufacture of basic precious and other non-ferrous metals	5	28,024	28,024	-
C243	Casting of metals	5	34,581	34,581	-
C251	Manufacture of structural metal products, tanks, reservoirs and steam generators	49	8,142,383	8,143,759	1,376
C252	Manufacture of weapons and ammunition	37	512,042	512,042	-
C259	Manufacture of other fabricated metal products; metal working service activities				
C261	Manufacture of electronic components	15	(1,019,084)	4,388,000	5,407,083
C262	Manufacture of computers and peripheral equipment and accessories	5	(2,049,984)	94,425	2,144,408
C264	Manufacture of consumer electronics	4	58,981	58,981	-
C265	Manufacture of measuring, testing, navigating and control equipment; watches and clocks				
C271	Manufacture of electric motors, generators, transformers and electricity distribution and control apparatus	9	242,034	242,034	-

*Continued*

TABLE 8 - *Continued*

2009 PSIC Code	Region/ Industry Description	Number of Establishments	Gross Addition	Capital Expenditures for Tangible Fixed Assets	Sale of Tangible Fixed Assets
		(1)	(2)	(3)	(4)
C272	Manufacture of batteries and accumulators	3	1,285,713	1,285,713	-
C273	Manufacture of wiring and wiring devices	8	75,776	78,751	2,976
C274	Manufacture of electric lighting equipment	7	11,240	11,240	-
C275	Manufacture of domestic appliances	5	2,000	2,000	-
C279	Manufacture of other electrical equipment	5	37,641	37,641	-
C281	Manufacture of general purpose machinery	13	485,890	485,890	-
C282	Manufacture of special purpose machinery	17	47,435	47,435	-
C291	Manufacture of motor vehicles	4	-	-	-
C292	Manufacture of bodies (coachwork) for motor vehicles; manufacture of trailers and semi-trailers				
C293	Manufacture of parts and accessories for motor vehicles				
C301	Building of ships and boats	7	516,814	520,893	4,079
C303	Manufacture of air and spacecraft and related machinery	s	-	-	-
C309	Manufacture of transport equipment, n.e.c.	5	979	979	-
C310	Manufacture of furniture	23	2,668	2,668	-
C321	Manufacture of jewelry, bijouterie and related articles	94	99,282	99,282	-
C322	Manufacture of musical instruments	13	12,961	12,961	-
C323	Manufacture of sports goods	s	s	s	s
C324	Manufacture of games and toys	4	86,763	86,763	-
C325	Manufacture of medical and dental instruments and supplies	6	3,307	3,307	-
C329	Other manufacturing, n.e.c.	8	1,001,597	1,002,231	634
C331	Repair of fabricated metal products, machinery and equipment	46	172,760	172,760	-
C332	Installation of industrial machinery and equipment	43	2,762	2,762	-
		s	-	-	-
	<b>IVA - CALABARZON</b>	<b>4,340</b>	<b>54,581,991</b>	<b>70,752,739</b>	<b>16,170,749</b>
C101	Processing and preserving of meat	51	21,136	21,136	-
C102	Processing and preserving of fish, crustaceans and mollusks	13	-	-	-
C103	Processing and preserving of fruits and vegetables	16	246,235	248,168	1,932
C104	Manufacture of vegetable and animal oils and fats	41	165,187	165,187	-
C105	Manufacture of dairy products	21	600,696	1,272,305	671,609
C106	Manufacture of grain mill products, starches and starch products	86	176,070	176,070	-
C107	Manufacture of other food products	1,144	1,446,537	1,452,328	5,791
C108	Manufacture of prepared animal feeds	79	3,688	3,688	-
C110	Manufacture of beverages	446	619,963	756,671	136,707
C120	Manufacture of tobacco products	3	1,151	1,151	-
C131	Spinning, weaving and finishing of textiles	10	150,436	150,436	-
C139	Manufacture of other textiles	35	176,787	176,787	-
C141	Manufacture of wearing apparel, except fur apparel	259	260,436	260,436	-

*Continued*

TABLE 8 - *Continued*

2009 PSIC Code	Region/ Industry Description	Number of Establishments	Gross Addition	Capital Expenditures for Tangible Fixed Assets	Sale of Tangible Fixed Assets
		(1)	(2)	(3)	(4)
C142	Custom tailoring and dressmaking	88	-	-	-
C143	Manufacture of knitted and crocheted apparel	3	7,206	7,206	-
C151	Tanning and dressing of leather; manufacture of luggage and handbags	6	-	-	-
C152	Manufacture of footwear	36	99,500	104,768	5,268
C161	Sawmilling and planing of wood	89	755,269	755,269	-
C162	Manufacture of products of wood, cork, straw and plaiting materials				
C170	Manufacture of paper and paper products	68	340,331	348,764	8,434
C181	Printing and service activities related to printing	145	57,987	58,837	849
C182	Reproduction of recorded media	s	-	-	-
C192	Manufacture of refined petroleum products	6	2,932,467	2,932,467	-
C199	Manufacture of other fuel products				
C201	Manufacture of basic chemicals	37	11,072,097	11,073,893	1,795
C202	Manufacture of other chemical products, n.e.c.	89	1,012,596	1,040,914	28,318
C210	Manufacture of pharmaceuticals, medicinal chemical and botanical products	30	277,337	277,337	-
C221	Manufacture of rubber products	36	17,210	18,089	878
C222	Manufacture of plastic products	170	1,291,123	1,330,199	39,075
C231	Manufacture of glass and glass products	26	21,841	21,841	-
C239	Manufacture of non-metallic mineral products, n.e.c.	116	4,954,077	5,548,883	594,807
C241	Manufacture of basic iron and steel	79	835,484	837,591	2,107
C242	Manufacture of basic precious and other non-ferrous metals	9	6,689	6,689	-
C243	Casting of metals	15	1,078,828	1,078,828	-
C251	Manufacture of structural metal products, tanks, reservoirs and steam generators	102	171,184	171,385	201
C259	Manufacture of other fabricated metal products; metal working service activities	222	2,023,619	2,046,360	22,741
C261	Manufacture of electronic components	99	21,887,319	22,293,916	406,597
C262	Manufacture of computers and peripheral equipment and accessories	24	263,737	264,812	1,074
C263	Manufacture of communication equipment	8	68,007	68,007	-
C264	Manufacture of consumer electronics	10	391,160	392,210	1,050
C265	Manufacture of measuring, testing, navigating and control equipment; watches and clocks	6	59,132	59,132	-
C267	Manufacture of optical instruments and photographic equipment	7	1,127,158	1,127,158	-
C271	Manufacture of electric motors, generators, transformers and electricity distribution and control apparatus	25	1,651,529	1,651,552	24
C272	Manufacture of batteries and accumulators	4	-	-	-
C273	Manufacture of wiring and wiring devices	24	120,503	120,503	-
C274	Manufacture of electric lighting equipment	15	686,043	686,043	-

*Continued*



TABLE 8 - Continued

2009 PSIC Code	Region/ Industry Description	Number of Establishments	Gross Addition	Capital Expenditures for Tangible Fixed Assets	Sale of Tangible Fixed Assets
		(1)	(2)	(3)	(4)
C275	Manufacture of domestic appliances	14	2,276	2,276	-
C279	Manufacture of other electrical equipment	12	308,738	308,738	-
C281	Manufacture of general purpose machinery	48	212,289	212,738	449
C282	Manufacture of special purpose machinery	76	190,744	239,267	48,523
C291	Manufacture of motor vehicles	13	2,525,262	2,611,006	85,744
C292	Manufacture of bodies (coachwork) for motor vehicles; manufacture of trailers and semi-trailers	14	1,077,664	1,077,664	-
C293	Manufacture of parts and accessories for motor vehicles	71	(10,391,724)	3,668,331	14,060,055
C301	Building of ships and boats	5	-	-	-
C303	Manufacture of air and spacecraft and related machinery	19	1,246,522	1,248,510	1,988
C309	Manufacture of transport equipment, n.e.c.				
C310	Manufacture of furniture	92	51,398	51,398	-
C321	Manufacture of jewelry, bijouterie and related articles	5	2,647	2,647	-
C323	Manufacture of sports goods	9	35,373	35,373	-
C324	Manufacture of games and toys	6	-	-	-
C325	Manufacture of medical and dental instruments and supplies	16	1,599,752	1,599,752	-
C329	Other manufacturing, n.e.c.	27	115,110	154,212	39,102
C331	Repair of fabricated metal products, machinery and equipment	116	528,184	533,814	5,631
	<b>MIMAROPA</b>	<b>353</b>	<b>15,921</b>	<b>15,921</b>	<b>-</b>
C101	Processing and preserving of meat	s	-	-	-
C103	Processing and preserving of fruits and vegetables	s	-	-	-
C104	Manufacture of vegetable and animal oils and fats	3	3,172	3,172	-
C105	Manufacture of dairy products	s	-	-	-
C106	Manufacture of grain mill products, starches and starch products	89	-	-	-
C107	Manufacture of other food products	113	-	-	-
C110	Manufacture of beverages	61	11,845	11,845	-
C131	Spinning, weaving and finishing of textiles	s	-	-	-
C142	Custom tailoring and dressmaking	4	5	5	-
C151	Tanning and dressing of leather; manufacture of luggage and handbags	s	-	-	-
C162	Manufacture of products of wood, cork, straw and plaiting materials	s	-	-	-
C181	Printing and service activities related to printing	28	-	-	-
C192	Manufacture of refined petroleum products	s	-	-	-
C201	Manufacture of basic chemicals	5	-	-	-
C202	Manufacture of other chemical products, n.e.c.				
C210	Manufacture of pharmaceuticals, medicinal chemical and botanical products	s	-	-	-

Continued

TABLE 8 - *Continued*

2009 PSIC Code	Region/ Industry Description	Number of Establishments	Gross Addition	Capital Expenditures for Tangible Fixed Assets	Sale of Tangible Fixed Assets
		(1)	(2)	(3)	(4)
C222	Manufacture of plastic products	s	-	-	-
C239	Manufacture of non-metallic mineral products, n.e.c.	24	900	900	-
C242	Manufacture of basic precious and other non-ferrous metals	s	-	-	-
C259	Manufacture of other fabricated metal products; metal working service activities	6	-	-	-
C282	Manufacture of special purpose machinery	s	-	-	-
C310	Manufacture of furniture	4	-	-	-
C331	Repair of fabricated metal products, machinery and equipment	5	-	-	-
	<b>V - Bicol Region</b>	<b>760</b>	<b>4,507,393</b>	<b>4,643,269</b>	<b>135,876</b>
C101	Processing and preserving of meat	15	-	-	-
C102	Processing and preserving of fish, crustaceans and mollusks	24	-	-	-
C103	Processing and preserving of fruits and vegetables	7	(856)	-	856
C104	Manufacture of vegetable and animal oils and fats	7	60,766	60,766	-
C105	Manufacture of dairy products	4	-	-	-
C106	Manufacture of grain mill products, starches and starch products	127	102,533	121,275	18,743
C107	Manufacture of other food products	261	-	-	-
C108	Manufacture of prepared animal feeds	5	-	-	-
C110	Manufacture of beverages	84	695,926	695,926	-
C120	Manufacture of tobacco products	s	-	-	-
C131	Spinning, weaving and finishing of textiles	4	-	-	-
C139	Manufacture of other textiles	10	2,750	2,750	-
C141	Manufacture of wearing apparel, except fur apparel	34	-	-	-
C142	Custom tailoring and dressmaking				
C152	Manufacture of footwear	s	-	-	-
C162	Manufacture of products of wood, cork, straw and plaiting materials	19	300	300	-
C170	Manufacture of paper and paper products	s	s	s	s
C181	Printing and service activities related to printing	63	76,744	76,744	-
C192	Manufacture of refined petroleum products	s	-	-	-
C201	Manufacture of basic chemicals	3	-	-	-
C210	Manufacture of pharmaceuticals, medicinal chemical and botanical products	s	-	-	-
C231	Manufacture of glass and glass products	19	1,480,193	1,480,193	-
C239	Manufacture of non-metallic mineral products, n.e.c.				
C241	Manufacture of basic iron and steel	5	2,066,198	2,182,328	116,129
C242	Manufacture of basic precious and other non-ferrous metals				

*Continued*

TABLE 8 - *Continued*

2009 PSIC Code	Region/ Industry Description	Number of Establishments	Gross Addition	Capital Expenditures for Tangible Fixed Assets	Sale of Tangible Fixed Assets
		(1)	(2)	(3)	(4)
C251	Manufacture of structural metal products, tanks, reservoirs and steam generators	4	52	52	-
C259	Manufacture of other fabricated metal products; metal working service activities	22	170	170	-
C282	Manufacture of special purpose machinery	3	-	-	-
C293	Manufacture of parts and accessories for motor vehicles	s	-	-	-
C310	Manufacture of furniture	14	3,625	3,625	-
C329	Other manufacturing, n.e.c.	9	-	-	-
C331	Repair of fabricated metal products, machinery and equipment	9	350	350	-
	<b>VI - Western Visayas</b>	<b>1,208</b>	<b>3,642,224</b>	<b>3,662,088</b>	<b>19,864</b>
C101	Processing and preserving of meat	15	2,306	2,306	-
C102	Processing and preserving of fish, crustaceans and mollusks	20	-	-	-
C103	Processing and preserving of fruits and vegetables	3	-	-	-
C104	Manufacture of vegetable and animal oils and fats	3	-	-	-
C105	Manufacture of dairy products	4	-	-	-
C106	Manufacture of grain mill products, starches and starch products	77	63,010	74,722	11,712
C107	Manufacture of other food products	594	3,148,784	3,156,324	7,540
C108	Manufacture of prepared animal feeds	3	92,109	92,721	612
C110	Manufacture of beverages	180	160,562	160,562	-
C131	Spinning, weaving and finishing of textiles	5	-	-	-
C139	Manufacture of other textiles	3	-	-	-
C141	Manufacture of wearing apparel, except fur apparel	12	-	-	-
C142	Custom tailoring and dressmaking	28	-	-	-
C161	Sawmilling and planing of wood	11	2,756	2,756	-
C162	Manufacture of products of wood, cork, straw and plaiting materials				
C170	Manufacture of paper and paper products				
C181	Printing and service activities related to printing	79	-	-	-
C199	Manufacture of other fuel products	s	-	-	-
C201	Manufacture of basic chemicals	10	80,356	80,356	-
C202	Manufacture of other chemical products, n.e.c.	3	-	-	-
C210	Manufacture of pharmaceuticals, medicinal chemical and botanical products	4	-	-	-
C222	Manufacture of plastic products	8	3,610	3,610	-
C231	Manufacture of glass and glass products	49	-	-	-
C239	Manufacture of non-metallic mineral products, n.e.c.				
C241	Manufacture of basic iron and steel	8	27	27	-
C243	Casting of metals				

*Continued*

TABLE 8 - *Continued*

2009 PSIC Code	Region/ Industry Description	Number of Establishments	Gross Addition	Capital Expenditures for Tangible Fixed Assets	Sale of Tangible Fixed Assets
		(1)	(2)	(3)	(4)
C251	Manufacture of structural metal products, tanks, reservoirs and steam generators	4	-	-	-
C259	Manufacture of other fabricated metal products; metal working service activities	12	-	-	-
C273	Manufacture of wiring and wiring devices	s	-	-	-
C275	Manufacture of domestic appliances	s	-	-	-
C282	Manufacture of special purpose machinery	4	-	-	-
C310	Manufacture of furniture	44	88,705	88,705	-
C329	Other manufacturing, n.e.c.	5	-	-	-
C331	Repair of fabricated metal products, machinery and equipment	19	-	-	-
	<b>VII - Central Visayas</b>	<b>2,853</b>	<b>8,955,741</b>	<b>9,293,260</b>	<b>337,519</b>
C101	Processing and preserving of meat	28	137,164	138,091	927
C102	Processing and preserving of fish, crustaceans and mollusks	36	4,822	4,822	-
C103	Processing and preserving of fruits and vegetables	15	-	-	-
C104	Manufacture of vegetable and animal oils and fats	11	169,750	169,750	-
C105	Manufacture of dairy products	7	17,378	17,378	-
C106	Manufacture of grain mill products, starches and starch products	40	44,526	44,526	-
C107	Manufacture of other food products	1,297	151,789	151,789	-
C108	Manufacture of prepared animal feeds	10	133,111	133,390	278
C110	Manufacture of beverages	367	239,002	239,002	-
C131	Spinning, weaving and finishing of textiles	3	-	-	-
C139	Manufacture of other textiles	18	8,338	8,338	-
C141	Manufacture of wearing apparel, except fur apparel	43	205,636	252,756	47,120
C142	Custom tailoring and dressmaking	24	-	-	-
C151	Tanning and dressing of leather; manufacture of luggage and handbags	s	-	-	-
C152	Manufacture of footwear	14	2,205	2,205	-
C161	Sawmilling and planing of wood	29	20,562	24,872	4,309
C162	Manufacture of products of wood, cork, straw and plaiting materials				
C170	Manufacture of paper and paper products	24	-	-	-
C181	Printing and service activities related to printing	222	-	-	-
C199	Manufacture of other fuel products	s	-	-	-
C201	Manufacture of basic chemicals	19	9,121	9,121	-
C202	Manufacture of other chemical products, n.e.c.	36	67,033	72,632	5,599
C203	Manufacture of man-made fibers				
C210	Manufacture of pharmaceuticals, medicinal chemical and botanical products				
		8	6,513	6,513	-

*Continued*

TABLE 8 - *Continued*

2009 PSIC Code	Region/ Industry Description	Number of Establishments	Gross Addition	Capital Expenditures for Tangible Fixed Assets	Sale of Tangible Fixed Assets
		(1)	(2)	(3)	(4)
C221	Manufacture of rubber products	9	169,583	169,583	-
C222	Manufacture of plastic products	70	657,281	657,281	-
C231	Manufacture of glass and glass products	9	96,961	96,961	-
C239	Manufacture of non-metallic mineral products, n.e.c.	76	783,736	991,111	207,374
C241	Manufacture of basic iron and steel	27	2,969	2,969	-
C242	Manufacture of basic precious and other non-ferrous metals				
C243	Casting of metals				
C251	Manufacture of structural metal products, tanks, reservoirs and steam generators	19	1,864	1,864	-
C252	Manufacture of weapons and ammunition	s	s	s	s
C259	Manufacture of other fabricated metal products; metal working service activities	47	519,578	519,578	-
C261	Manufacture of electronic components	13	1,538,006	1,601,372	63,367
C262	Manufacture of computers and peripheral equipment and accessories	4	382,504	382,597	93
C263	Manufacture of communication equipment				
C265	Manufacture of measuring, testing, navigating and control equipment; watches and clocks				
C267	Manufacture of optical instruments and photographic equipment	13	127,146	127,494	348
C271	Manufacture of electric motors, generators, transformers and electricity distribution and control apparatus	3	35,350	35,350	-
C273	Manufacture of wiring and wiring devices	s	s	s	s
C274	Manufacture of electric lighting equipment	4	-	-	-
C275	Manufacture of domestic appliances	3	-	-	-
C281	Manufacture of general purpose machinery	8	107,292	107,292	-
C282	Manufacture of special purpose machinery	7	49,029	49,029	-
C291	Manufacture of motor vehicles	8	25,691	25,691	-
C292	Manufacture of bodies (coachwork) for motor vehicles; manufacture of trailers and semi-trailers	10	163,762	163,762	-
C293	Manufacture of parts and accessories for motor vehicles				
C301	Building of ships and boats	6	96,806	96,806	-
C309	Manufacture of transport equipment, n.e.c.	s	s	s	s
C310	Manufacture of furniture	133	93,742	95,496	1,754
C321	Manufacture of jewelry, bijouterie and related articles	37	11,063	13,068	2,006
C322	Manufacture of musical instruments	s	-	-	-
C323	Manufacture of sports goods	s	s	s	s
C324	Manufacture of games and toys	3	1,100	1,100	-
C325	Manufacture of medical and dental instruments and supplies	5	398,754	399,104	350
C329	Other manufacturing, n.e.c.	18	-	-	-

*Continued*

TABLE 8 - *Continued*

2009 PSIC Code	Region/ Industry Description	Number of Establishments	Gross Addition	Capital Expenditures for Tangible Fixed Assets	Sale of Tangible Fixed Assets
		(1)	(2)	(3)	(4)
C331	Repair of fabricated metal products, machinery and equipment	54	2,162,425	2,162,425	-
	<b>VIII - Eastern Visayas</b>	<b>871</b>	<b>(49,827)</b>	<b>170,677</b>	<b>220,505</b>
C101	Processing and preserving of meat	s	-	-	-
C102	Processing and preserving of fish, crustaceans and mollusks	3	97	97	-
C103	Processing and preserving of fruits and vegetables	s	-	-	-
C104	Manufacture of vegetable and animal oils and fats	6	12,051	12,051	-
C106	Manufacture of grain mill products, starches and starch products	97	-	-	-
C107	Manufacture of other food products	529	(220,274)	230	220,505
C110	Manufacture of beverages	108	41,658	41,658	-
C139	Manufacture of other textiles	s	s	s	s
C142	Custom tailoring and dressmaking	3	-	-	-
C162	Manufacture of products of wood, cork, straw and plaiting materials	s	-	-	-
C170	Manufacture of paper and paper products	3	-	-	-
C181	Printing and service activities related to printing	36	-	-	-
C192	Manufacture of refined petroleum products	s	s	s	s
C201	Manufacture of basic chemicals	7	1,936	1,936	-
C202	Manufacture of other chemical products, n.e.c.				
C210	Manufacture of pharmaceuticals, medicinal chemical and botanical products	s	-	-	-
C221	Manufacture of rubber products	s	-	-	-
C222	Manufacture of plastic products	s	s	s	s
C231	Manufacture of glass and glass products	6	-	-	-
C239	Manufacture of non-metallic mineral products, n.e.c.	18	-	-	-
C242	Manufacture of basic precious and other non-ferrous metals	s	-	-	-
C243	Casting of metals	s	s	s	s
C251	Manufacture of structural metal products, tanks, reservoirs and steam generators	s	-	-	-
C259	Manufacture of other fabricated metal products; metal working service activities	18	1,118	1,118	-
C273	Manufacture of wiring and wiring devices	s	-	-	-
C282	Manufacture of special purpose machinery	s	s	s	s
C310	Manufacture of furniture	9	-	-	-
C329	Other manufacturing, n.e.c.	7	3,478	3,478	-
C331	Repair of fabricated metal products, machinery and equipment	6	-	-	-

*Continued*

TABLE 8 - *Continued*

2009 PSIC Code	Region/ Industry Description	Number of Establishments	Gross Addition	Capital Expenditures for Tangible Fixed Assets	Sale of Tangible Fixed Assets
		(1)	(2)	(3)	(4)
<b>IX - Zamboanga Peninsula</b>		<b>522</b>	<b>1,140,351</b>	<b>1,140,351</b>	<b>-</b>
C101	Processing and preserving of meat	6	-	-	-
C102	Processing and preserving of fish, crustaceans and mollusks	23	628,411	628,411	-
C103	Processing and preserving of fruits and vegetables	s	-	-	-
C104	Manufacture of vegetable and animal oils and fats	4	-	-	-
C105	Manufacture of dairy products	s	-	-	-
C106	Manufacture of grain mill products, starches and starch products	79	-	-	-
C107	Manufacture of other food products	244	-	-	-
C108	Manufacture of prepared animal feeds	s	-	-	-
C110	Manufacture of beverages	53	1,773	1,773	-
C142	Custom tailoring and dressmaking	10	-	-	-
C161	Sawmilling and planing of wood	3	-	-	-
C162	Manufacture of products of wood, cork, straw and plaiting materials				
C181	Printing and service activities related to printing	33	-	-	-
C202	Manufacture of other chemical products, n.e.c.	s	-	-	-
C221	Manufacture of rubber products	5	-	-	-
C222	Manufacture of plastic products	3	-	-	-
C231	Manufacture of glass and glass products	12	-	-	-
C239	Manufacture of non-metallic mineral products, n.e.c.				
C241	Manufacture of basic iron and steel	s	-	-	-
C251	Manufacture of structural metal products, tanks, reservoirs and steam generators	s	s	s	s
C259	Manufacture of other fabricated metal products; metal working service activities	5	509,253	509,253	-
C301	Building of ships and boats	s	-	-	-
C310	Manufacture of furniture	13	177	177	-
C324	Manufacture of games and toys	7	-	-	-
C329	Other manufacturing, n.e.c.				
C331	Repair of fabricated metal products, machinery and equipment	14	-	-	-
<b>X - Northern Mindanao</b>		<b>774</b>	<b>11,851,824</b>	<b>11,941,442</b>	<b>89,618</b>
C101	Processing and preserving of meat	14	90,441	92,800	2,359
C102	Processing and preserving of fish, crustaceans and mollusks	s	s	s	s
C103	Processing and preserving of fruits and vegetables	12	22,640	22,640	-
C104	Manufacture of vegetable and animal oils and fats	10	514,435	514,435	-
C105	Manufacture of dairy products	6	1,384	3,310	1,925

*Continued*

TABLE 8 - *Continued*

2009 PSIC Code	Region/ Industry Description	Number of Establishments	Gross Addition	Capital Expenditures for Tangible Fixed Assets	Sale of Tangible Fixed Assets
		(1)	(2)	(3)	(4)
C106	Manufacture of grain mill products, starches and starch products	85	559,040	559,040	-
C107	Manufacture of other food products	311	2,345,434	2,345,434	-
C108	Manufacture of prepared animal feeds	6	8,880	8,880	-
C110	Manufacture of beverages	51	106,257	129,935	23,678
C139	Manufacture of other textiles	s	-	-	-
C141	Manufacture of wearing apparel, except fur apparel	4	13,540	13,540	-
C142	Custom tailoring and dressmaking	25	10,048	10,048	-
C152	Manufacture of footwear	s	-	-	-
C161	Sawmilling and planing of wood	21	30,616	30,616	-
C162	Manufacture of products of wood, cork, straw and plaiting materials	9	32,972	32,972	-
C170	Manufacture of paper and paper products	8	39,850	39,850	-
C181	Printing and service activities related to printing	70	102,339	102,339	-
C192	Manufacture of refined petroleum products	s	s	s	s
C201	Manufacture of basic chemicals	10	4,161,232	4,220,155	58,923
C202	Manufacture of other chemical products, n.e.c.	4	26,748	26,748	-
C210	Manufacture of pharmaceuticals, medicinal chemical and botanical products	s	s	s	s
C221	Manufacture of rubber products	s	s	s	s
C222	Manufacture of plastic products	5	17,889	17,889	-
C231	Manufacture of glass and glass products	27	40,033	40,033	-
C239	Manufacture of non-metallic mineral products, n.e.c.				
C241	Manufacture of basic iron and steel	11	3,199,666	3,200,104	437
C243	Casting of metals	s	s	s	s
C251	Manufacture of structural metal products, tanks, reservoirs and steam generators	5	3,426	3,426	-
C252	Manufacture of weapons and ammunition	s	-	-	-
C259	Manufacture of other fabricated metal products; metal working service activities	11	26,800	26,800	-
C282	Manufacture of special purpose machinery	4	376,662	376,662	-
C291	Manufacture of motor vehicles	4	9,300	9,300	-
C292	Manufacture of bodies (coachwork) for motor vehicles; manufacture of trailers and semi-trailers	s	-	-	-
C310	Manufacture of furniture	13	6,926	6,926	-
C321	Manufacture of jewelry, bijouterie and related articles	3	-	-	-
C324	Manufacture of games and toys				
C325	Manufacture of medical and dental instruments and supplies				
C329	Other manufacturing, n.e.c.				
C331	Repair of fabricated metal products, machinery and equipment	28	1,667	1,667	-

*Continued*



TABLE 8 - *Continued*

2009 PSIC Code	Region/ Industry Description	Number of Establishments	Gross Addition	Capital Expenditures for Tangible Fixed Assets	Sale of Tangible Fixed Assets	
		(1)	(2)	(3)	(4)	
	<b>XI - Davao Region</b>	<b>1,173</b>	<b>1,304,527</b>	<b>1,603,394</b>	<b>298,868</b>	
C101	Processing and preserving of meat	14	405,820	405,820	-	
C102	Processing and preserving of fish, crustaceans and mollusks	3	-	-	-	
C103	Processing and preserving of fruits and vegetables	15	15,833	15,833	-	
C104	Manufacture of vegetable and animal oils and fats	19	537,198	537,198	-	
C105	Manufacture of dairy products	3	892	892	-	
C106	Manufacture of grain mill products, starches and starch products	70	-	-	-	
C107	Manufacture of other food products	551	108,220	108,220	-	
C108	Manufacture of prepared animal feeds	11	-	-	-	
C110	Manufacture of beverages	64	-	-	-	
C120	Manufacture of tobacco products	s	-	-	-	
C131	Spinning, weaving and finishing of textiles	4	-	-	-	
C139	Manufacture of other textiles	9	-	-	-	
C141	Manufacture of wearing apparel, except fur apparel	4	(199)	-	199	
C142	Custom tailoring and dressmaking	53	-	-	-	
C152	Manufacture of footwear	4	-	-	-	
C161	Sawmilling and planing of wood	}				
C162	Manufacture of products of wood, cork, straw and plaiting materials	}	22	13,999	13,999	-
		}				
C170	Manufacture of paper and paper products	13	58,086	58,086	-	
C181	Printing and service activities related to printing	78	6,346	6,346	-	
C192	Manufacture of refined petroleum products	s	-	-	-	
C201	Manufacture of basic chemicals	11	(203,197)	32,497	235,694	
C202	Manufacture of other chemical products, n.e.c.	17	57,592	57,592	-	
C210	Manufacture of pharmaceuticals, medicinal chemical and botanical products	4	-	-	-	
C221	Manufacture of rubber products	4	-	-	-	
C222	Manufacture of plastic products	28	20,008	20,008	-	
C231	Manufacture of glass and glass products	4	2,502	2,502	-	
C239	Manufacture of non-metallic mineral products, n.e.c.	20	74,781	137,216	62,435	
C241	Manufacture of basic iron and steel	17	36,638	36,638	-	
C242	Manufacture of basic precious and other non-ferrous metals	4	22,159	22,699	540	
C243	Casting of metals	s	-	-	-	
C251	Manufacture of structural metal products, tanks, reservoirs and steam generators	12	143,067	143,067	-	
C252	Manufacture of weapons and ammunition	s	s	s	s	
C259	Manufacture of other fabricated metal products; metal working service activities	23	1 024	1 024	-	

*Continued*

TABLE 8 - Continued

2009 PSIC Code	Region/ Industry Description	Number of Establishments	Gross Addition	Capital Expenditures for Tangible Fixed Assets	Sale of Tangible Fixed Assets
		(1)	(2)	(3)	(4)
C265	Manufacture of measuring, testing, navigating and control equipment; watches and clocks	s	s	s	s
C275	Manufacture of domestic appliances	s	-	-	-
C279	Manufacture of other electrical equipment	s	-	-	-
C281	Manufacture of general purpose machinery	3	-	-	-
C282	Manufacture of special purpose machinery	6	-	-	-
C291	Manufacture of motor vehicles	s	-	-	-
C293	Manufacture of parts and accessories for motor vehicles	s	-	-	-
C301	Building of ships and boats	}	3	-	-
C309	Manufacture of transport equipment, n.e.c.				
C310	Manufacture of furniture	27	-	-	-
C321	Manufacture of jewelry, bijouterie and related articles	s	-	-	-
C329	Other manufacturing, n.e.c.	6	180	180	-
C331	Repair of fabricated metal products, machinery and equipment	37	-	-	-
	<b>XII - SOCCSKSARGEN</b>	<b>629</b>	<b>3,059,890</b>	<b>3,064,283</b>	<b>4,392</b>
C101	Processing and preserving of meat	9	95,637	95,637	-
C102	Processing and preserving of fish, crustaceans and mollusks	24	317,442	318,713	1,271
C103	Processing and preserving of fruits and vegetables	3	-	-	-
C104	Manufacture of vegetable and animal oils and fats	5	356,573	356,573	-
C105	Manufacture of dairy products	s	-	-	-
C106	Manufacture of grain mill products, starches and starch products	110	362,432	362,432	-
C107	Manufacture of other food products	203	28,709	31,830	3,121
C108	Manufacture of prepared animal feeds	5	47,048	47,048	-
C110	Manufacture of beverages	37	-	-	-
C131	Spinning, weaving and finishing of textiles	}	3	-	-
C139	Manufacture of other textiles				
C141	Manufacture of wearing apparel, except fur apparel	4	-	-	-
C142	Custom tailoring and dressmaking	8	-	-	-
C152	Manufacture of footwear	s	-	-	-
C161	Sawmilling and planing of wood	3	76	76	-
C162	Manufacture of products of wood, cork, straw and plaiting materials	5	-	-	-
C170	Manufacture of paper and paper products	s	s	s	s
C181	Printing and service activities related to printing	70	10,643	10,643	-
C192	Manufacture of refined petroleum products	s	s	s	s
C201	Manufacture of basic chemicals	4	49	49	-
C202	Manufacture of other chemical products, n.e.c.	5	-	-	-

Continued

TABLE 8 - *Continued*

2009 PSIC Code	Region/ Industry Description	Number of Establishments	Gross Addition	Capital Expenditures for Tangible Fixed Assets	Sale of Tangible Fixed Assets
		(1)	(2)	(3)	(4)
C210	Manufacture of pharmaceuticals, medicinal chemical and botanical products	s	-	-	-
C221	Manufacture of rubber products	5	4,000	4,000	-
C222	Manufacture of plastic products	s	-	-	-
C231	Manufacture of glass and glass products	20	52,972	52,972	-
C239	Manufacture of non-metallic mineral products, n.e.c.				
C241	Manufacture of basic iron and steel	4	-	-	-
C243	Casting of metals	s	-	-	-
C251	Manufacture of structural metal products, tanks, reservoirs and steam generators	4	-	-	-
C259	Manufacture of other fabricated metal products; metal working service activities	38	1,406,283	1,406,283	-
C282	Manufacture of special purpose machinery	4	-	-	-
C301	Building of ships and boats	3	3,898	3,898	-
C309	Manufacture of transport equipment, n.e.c.				
C310	Manufacture of furniture	11	-	-	-
C323	Manufacture of sports goods	s	s	s	s
C331	Repair of fabricated metal products, machinery and equipment	31	356,190	356,190	-
	<b>XIII - Caraga</b>	<b>440</b>	<b>3,982,885</b>	<b>3,989,574</b>	<b>6,689</b>
C101	Processing and preserving of meat	4	-	-	-
C102	Processing and preserving of fish, crustaceans and mollusks	s	-	-	-
C103	Processing and preserving of fruits and vegetables	s	-	-	-
C104	Manufacture of vegetable and animal oils and fats	5	33,684	33,684	-
C106	Manufacture of grain mill products, starches and starch products	49	-	-	-
C107	Manufacture of other food products	185	5,906	5,906	-
C108	Manufacture of prepared animal feeds	s	-	-	-
C110	Manufacture of beverages	71	-	-	-
C139	Manufacture of other textiles	s	-	-	-
C142	Custom tailoring and dressmaking	9	-	-	-
C152	Manufacture of footwear	s	-	-	-
C161	Sawmilling and planing of wood	5	-	-	-
C162	Manufacture of products of wood, cork, straw and plaiting materials	10	85,435	85,435	-
C181	Printing and service activities related to printing	33	-	-	-
C199	Manufacture of other fuel products	s	-	-	-
C201	Manufacture of basic chemicals	5	-	-	-
C202	Manufacture of other chemical products, n.e.c.				
C221	Manufacture of rubber products	s	-	-	-

*Continued*

TABLE 8 - *Concluded*

2009 PSIC Code	Region/ Industry Description	Number of Establishments	Gross Addition	Capital Expenditures for Tangible Fixed Assets	Sale of Tangible Fixed Assets
		(1)	(2)	(3)	(4)
C231	Manufacture of glass and glass products }	14	2,940	9,629	6,689
C239	Manufacture of non-metallic mineral products, n.e.c. }				
C241	Manufacture of basic iron and steel }				
C242	Manufacture of basic precious and other non-ferrous metals }	3	3,826,656	3,826,656	-
C251	Manufacture of structural metal products, tanks, reservoirs and steam generators }				
C259	Manufacture of other fabricated metal products; metal working service activities }				
C282	Manufacture of special purpose machinery	s	-	-	-
C301	Building of ships and boats	s	-	-	-
C309	Manufacture of transport equipment, n.e.c.	s	-	-	-
C310	Manufacture of furniture	10	-	-	-
C321	Manufacture of jewelry, bijouterie and related articles	4	-	-	-
C324	Manufacture of games and toys }	3	-	-	-
C329	Other manufacturing, n.e.c. }				
C331	Repair of fabricated metal products, machinery and equipment	10	28,264	28,264	-
<b>Autonomous Region in Muslim Mindanao</b>		<b>57</b>	<b>27,997</b>	<b>32,688</b>	<b>4,691</b>
C101	Processing and preserving of meat	s	-	-	-
C104	Manufacture of vegetable and animal oils and fats	s	s	s	s
C106	Manufacture of grain mill products, starches and starch products	21	18,169	20,037	1,867
C107	Manufacture of other food products	18	1,458	1,458	-
C108	Manufacture of prepared animal feeds	s	-	-	-
C110	Manufacture of beverages	7	656	656	-
C142	Custom tailoring and dressmaking	s	s	s	s
C221	Manufacture of rubber products	s	s	s	s
C239	Manufacture of non-metallic mineral products, n.e.c.	s	s	s	s
C301	Building of ships and boats	s	-	-	-
C310	Manufacture of furniture	s	-	-	-

- zero value

() Negative value

} Combined data

s Suppressed data

Notes: Values are in thousand pesos, except number of establishments.

Details may not add-up to total due to rounding and/or statistical disclosure control.

Source: Philippine Statistics Authority, 2019 Annual Survey of Philippine Business and Industry (Final Results)

Table 9. Number of Establishments and Book Value of Tangible Fixed Assets by Type for Manufacturing Establishments by Region and Industry Group: Philippines, 2019

2009 PSIC Code	Region/ Industry Description	Number of Establishments	Book Value of Tangible Fixed Assets as of 31 December			
			Total	Land	Buildings, Other Structures and Land Improvements	Transport Equipment
		(1)	(2)	(3)	(4)	(5)
<b>Philippines</b>		<b>24,270</b>	<b>1,786,404,603</b>	<b>150,495,243</b>	<b>528,611,104</b>	<b>67,692,787</b>
C101	Processing and preserving of meat	294	31,666,519	2,046,443	15,383,601	960,116
C102	Processing and preserving of fish, crustaceans and mollusks	225	10,490,800	1,750,092	2,780,369	641,558
C103	Processing and preserving of fruits and vegetables	144	7,672,380	586,568	2,771,632	366,678
C104	Manufacture of vegetable and animal oils and fats	136	31,481,008	6,568,815	10,753,001	738,437
C105	Manufacture of dairy products	89	59,718,280	1,417,000	18,826,684	725,369
C106	Manufacture of grain mill products, starches and starch products	1,218	67,192,819	21,973,039	19,485,188	4,889,167
C107	Manufacture of other food products	7,739	98,596,810	13,866,424	25,579,452	4,179,758
C108	Manufacture of prepared animal feeds	196	19,829,285	4,946,264	5,864,788	888,451
C110	Manufacture of beverages	2,637	198,140,226	35,905,018	50,358,275	5,265,474
C120	Manufacture of tobacco products	19	10,998,181	65,579	4,098,276	453,476
C131	Spinning, weaving and finishing of textiles	109	4,020,349	539,692	773,576	138,782
C139	Manufacture of other textiles	254	52,817,314	893,729	49,051,169	820,183
C141	Manufacture of wearing apparel, except fur apparel	849	9,768,571	1,014,685	4,092,470	437,696
C142	Custom tailoring and dressmaking	500	341,145	81,593	101,160	87,056
C143	Manufacture of knitted and crocheted apparel	19	145,935	5,992	29,561	21,895
C151	Tanning and dressing of leather; manufacture of luggage and handbags	46	543,561	63,032	125,181	32,059
C152	Manufacture of footwear	148	4,116,123	438,786	2,429,906	65,892
C161	Sawmilling and planing of wood	48	792,709	137,792	280,423	157,055
C162	Manufacture of products of wood, cork, straw and plaiting materials	290	12,219,234	748,197	4,709,430	386,877
C170	Manufacture of paper and paper products	361	25,897,747	2,755,230	6,162,282	2,377,065
C181	Printing and service activities related to printing	2,113	38,987,211	3,164,450	15,617,960	3,361,422
C182	Reproduction of recorded media	6	291,538	-	536	8,695
C192	Manufacture of refined petroleum products	26	96,806,583	4,655,296	20,359,455	835,296
C199	Manufacture of other fuel products	7	249,123	151,045	18,787	20,691
C201	Manufacture of basic chemicals	196	130,077,446	1,651,619	8,789,821	1,123,324
C202	Manufacture of other chemical products, n.e.c.	390	15,641,974	1,076,120	6,077,472	693,059
C203	Manufacture of man-made fibers	3	75,173	680	50,106	1,637
C210	Manufacture of pharmaceuticals, medicinal chemical and botanical products	121	11,122,879	1,487,629	5,951,084	603,571
C221	Manufacture of rubber products	147	18,366,688	740,398	4,718,360	220,064
C222	Manufacture of plastic products	820	67,997,670	3,445,619	19,113,379	17,355,196
C231	Manufacture of glass and glass products	92	4,928,290	369,300	1,111,862	173,182
C239	Manufacture of non-metallic mineral products, n.e.c.	654	144,364,920	9,534,367	21,008,169	6,601,262
C241	Manufacture of basic iron and steel	299	73,532,320	5,281,737	19,375,768	1,595,236
C242	Manufacture of basic precious and other non-ferrous metals	33	104,697,204	2,387,696	22,095,880	1,802,615

Continued

TABLE 9 - *Continued*

2009 PSIC Code	Region/ Industry Description	Number of Establishments	Book Value of Tangible Fixed Assets as of 31 December			
			Total	Land	Buildings, Other Structures and Land Improvements	Transport Equipment
		(1)	(2)	(3)	(4)	(5)
C243	Casting of metals	52	3,641,500	89,603	1,661,251	108,425
C251	Manufacture of structural metal products, tanks, reservoirs and steam generators	428	26,986,856	4,059,177	9,446,133	1,713,942
C252	Manufacture of weapons and ammunition	14	710,822	174,850	72,000	2,499
C259	Manufacture of other fabricated metal products; metal working service activities	761	50,157,869	2,394,458	27,862,707	662,597
C261	Manufacture of electronic components	145	160,304,361	1,751,974	61,754,298	293,339
C262	Manufacture of computers and peripheral equipment and accessories	32	7,336,247	181,050	2,026,965	71,563
C263	Manufacture of communication equipment	12	1,801,551	-	868,155	45,364
C264	Manufacture of consumer electronics	18	2,615,503	51,851	884,157	6,700
C265	Manufacture of measuring, testing, navigating and control equipment; watches and clocks	21	574,479	-	275,754	37,621
C267	Manufacture of optical instruments and photographic equipment	21	5,749,810	-	2,654,158	29,633
C271	Manufacture of electric motors, generators, transformers and electricity distribution and control apparatus	56	6,688,104	106,607	1,646,697	111,339
C272	Manufacture of batteries and accumulators	11	8,997,873	16,071	1,248,101	60,516
C273	Manufacture of wiring and wiring devices	57	4,504,707	289,589	2,518,303	145,277
C274	Manufacture of electric lighting equipment	38	2,139,065	149,590	949,285	130,035
C275	Manufacture of domestic appliances	44	1,368,678	616,716	485,847	81,413
C279	Manufacture of other electrical equipment	24	2,995,185	233,787	631,362	116,458
C281	Manufacture of general purpose machinery	132	10,318,416	1,921,012	2,632,710	501,085
C282	Manufacture of special purpose machinery	210	11,858,684	462,403	4,671,530	384,913
C291	Manufacture of motor vehicles	41	10,668,819	502,393	3,344,204	569,970
C292	Manufacture of bodies (coachwork) for motor vehicles; manufacture of trailers and semi-trailers	27	2,975,543	1,643,154	566,492	55,412
C293	Manufacture of parts and accessories for motor vehicles	115	40,868,718	597,607	10,266,857	327,308
C301	Building of ships and boats	32	5,285,660	2,136,109	783,884	699,248
C303	Manufacture of air and spacecraft and related machinery	9	2,189,224	487,693	212,664	707,999
C309	Manufacture of transport equipment, n.e.c.	73	4,785,331	74,215	2,734,135	290,283
C310	Manufacture of furniture	717	15,343,839	1,599,171	3,780,818	894,990
C321	Manufacture of jewelry, bijouterie and related articles	77	299,003	32,207	114,467	54,559
C322	Manufacture of musical instruments	3	14,993	1,530	2,269	3,604
C323	Manufacture of sports goods	23	500,450	7,915	90,708	24,430
C324	Manufacture of games and toys	31	668,953	85,745	433,188	12,046
C325	Manufacture of medical and dental instruments and supplies	48	16,481,068	152,810	5,109,858	85,453
C329	Other manufacturing, n.e.c.	214	1,602,096	31,703	462,874	302,607
C331	Repair of fabricated metal products, machinery and equipment	551	22,192,202	765,814	10,449,540	1,111,246
C332	Installation of industrial machinery and equipment	8	190,978	128,515	24,667	22,618

*Continued*

TABLE 9 - *Continued*

2009 PSIC Code	Region/ Industry Description	Number of Establishments	Book Value of Tangible Fixed Assets as of 31 December			
			Total	Land	Buildings, Other Structures and Land Improvements	Transport Equipment
		(1)	(2)	(3)	(4)	(5)
	<b>National Capital Region</b>	<b>6,369</b>	<b>315,654,571</b>	<b>39,526,213</b>	<b>130,054,659</b>	<b>16,303,745</b>
C101	Processing and preserving of meat	37	2,510,492	179,238	1,141,190	88,572
C102	Processing and preserving of fish, crustaceans and mollusks	38	1,066,316	53,182	356,024	52,824
C103	Processing and preserving of fruits and vegetables	42	587,393	137,126	158,146	139,985
C104	Manufacture of vegetable and animal oils and fats	18	4,332,483	1,412,292	838,291	18,278
C105	Manufacture of dairy products	26	12,272,248	296,396	2,842,935	176,634
C106	Manufacture of grain mill products, starches and starch products	18	15,339,462	2,924,791	6,487,212	539,936
C107	Manufacture of other food products	1,093	11,664,534	2,948,336	2,489,050	539,723
C108	Manufacture of prepared animal feeds	12	580,056	22,794	81,165	62,782
C110	Manufacture of beverages	628	52,264,225	17,132,637	6,904,022	1,716,631
C120	Manufacture of tobacco products	6	5,245,008	-	2,599,908	254,058
C131	Spinning, weaving and finishing of textiles	42	2,263,659	405,614	129,149	81,205
C139	Manufacture of other textiles	128	48,930,216	583,609	47,033,548	549,112
C141	Manufacture of wearing apparel, except fur apparel	362	2,419,513	501,971	1,547,753	133,736
C142	Custom tailoring and dressmaking	156	109,397	2,000	40,569	44,765
C143	Manufacture of knitted and crocheted apparel	15	116,165	5,992	13,463	21,277
C151	Tanning and dressing of leather; manufacture of luggage and handbags	28	128,216	55,092	41,986	16,410
C152	Manufacture of footwear	78	380,783	89,632	165,152	17,238
C161	Sawmilling and planing of wood	9	103,793	69,798	15,946	1,872
C162	Manufacture of products of wood, cork, straw and plaiting materials	49	326,602	195,000	96,479	10,439
C170	Manufacture of paper and paper products	205	11,381,653	1,547,303	1,246,954	1,940,667
C181	Printing and service activities related to printing	999	20,479,216	2,136,590	12,602,658	2,432,108
C182	Reproduction of recorded media	4	7,960	-	476	1,339
C192	Manufacture of refined petroleum products	10	142,712	19,203	41,657	25,420
C199	Manufacture of other fuel products					
C201	Manufacture of basic chemicals	66	5,028,042	114,272	870,501	679,269
C202	Manufacture of other chemical products, n.e.c.	198	5,341,980	193,968	1,052,873	356,263
C203	Manufacture of man-made fibers					
C210	Manufacture of pharmaceuticals, medicinal chemical and botanical products	47	2,779,293	1,009,413	1,158,481	403,658
C221	Manufacture of rubber products	69	2,005,388	492,935	776,417	87,490
C222	Manufacture of plastic products	439	20,202,958	1,243,609	5,698,193	1,293,727
C231	Manufacture of glass and glass products	29	260,276	82,251	28,370	96,360
C239	Manufacture of non-metallic mineral products, n.e.c.	89	14,827,515	269,949	1,921,637	1,335,793
C241	Manufacture of basic iron and steel	100	9,078,110	423,550	1,674,508	379,852
C242	Manufacture of basic precious and other non-ferrous metals	6	185,677	3,397	19,887	21,529
C243	Casting of metals	20	17,694	2,234	173	1,422

*Continued*

TABLE 9 - Continued

2009 PSIC Code	Region/ Industry Description	Number of Establishments	Book Value of Tangible Fixed Assets as of 31 December			
			Total	Land	Buildings, Other Structures and Land Improvements	Transport Equipment
		(1)	(2)	(3)	(4)	(5)
C251	Manufacture of structural metal products, tanks, reservoirs and steam generators	208	10,121,589	1,332,530	4,176,796	1,052,565
C252	Manufacture of weapons and ammunition	10	702,879	174,850	70,142	2,437
C259	Manufacture of other fabricated metal products; metal working service activities	282	23,919,113	754,357	19,325,433	170,667
C261	Manufacture of electronic components	14	3,767,736	2,630	1,515,711	11,058
C262	Manufacture of computers and peripheral equipment and accessories	3	32,965	14,800	4,523	6,683
C263	Manufacture of communication equipment					
C264	Manufacture of consumer electronics	5	122,802	46,851	41,482	1,220
C265	Manufacture of measuring, testing, navigating and control equipment; watches and clocks	9	131,220	-	16,707	24,519
C267	Manufacture of optical instruments and photographic equipment					
C271	Manufacture of electric motors, generators, transformers and electricity distribution and control apparatus	19	243,774	34,471	95,938	59,130
C272	Manufacture of batteries and accumulators	4	4,336,786	15,431	576,918	31,193
C273	Manufacture of wiring and wiring devices	22	810,305	162,027	144,535	27,271
C274	Manufacture of electric lighting equipment	12	355,271	139,449	52,494	85,985
C275	Manufacture of domestic appliances	20	461,599	193,240	149,647	54,970
C279	Manufacture of other electrical equipment	s	s	s	s	s
C281	Manufacture of general purpose machinery	59	760,269	10,547	326,555	203,084
C282	Manufacture of special purpose machinery	75	772,066	174,066	152,033	125,820
C291	Manufacture of motor vehicles	13	72,945	20,498	18,376	6,159
C292	Manufacture of bodies (coachwork) for motor vehicles; manufacture of trailers and semi-trailers	7	91,683	15,167	9,030	14,240
C293	Manufacture of parts and accessories for motor vehicles	22	3,122,024	2,507	631,804	17,446
C301	Building of ships and boats	10	802,574	736,453	41,437	4,556
C303	Manufacture of air and spacecraft and related machinery	27	497,633	16,594	164,550	91,924
C309	Manufacture of transport equipment, n.e.c.					
C310	Manufacture of furniture	203	9,909,873	882,404	2,218,433	448,825
C321	Manufacture of jewelry, bijouterie and related articles	14	10,144	-	-	-
C322	Manufacture of musical instruments	s	s	s	s	s
C323	Manufacture of sports goods	6	78,925	-	17,926	1,283
C324	Manufacture of games and toys	12	99,295	65,132	4,860	2,062
C325	Manufacture of medical and dental instruments and supplies	18	229,703	30,622	44,070	23,466
C329	Other manufacturing, n.e.c.	69	233,924	14,333	2,502	168,700
C331	Repair of fabricated metal products, machinery and equipment	147	616,462	77,171	163,576	113,140
C332	Installation of industrial machinery and equipment	s	s	s	s	s

Continued



TABLE 9 - *Continued*

2009 PSIC Code	Region/ Industry Description	Number of Establishments	Book Value of Tangible Fixed Assets as of 31 December			
			Total	Land	Buildings, Other Structures and Land Improvements	Transport Equipment
		(1)	(2)	(3)	(4)	(5)
	<b>Cordillera Administrative Region</b>	<b>316</b>	<b>11,723,123</b>	<b>106,486</b>	<b>5,089,034</b>	<b>61,867</b>
C101	Processing and preserving of meat	s	s	s	s	s
C103	Processing and preserving of fruits and vegetables	3	44,022	-	213	-
C105	Manufacture of dairy products	s	s	s	s	s
C106	Manufacture of grain mill products, starches and starch products	37	6,123	220	874	-
C107	Manufacture of other food products	110	446,922	19,717	90,987	3,916
C110	Manufacture of beverages	50	79,541	31,350	1,435	31,928
C131	Spinning, weaving and finishing of textiles	16	119,989	4,684	95,451	-
C139	Manufacture of other textiles					
C141	Manufacture of wearing apparel, except fur apparel	s	s	s	s	s
C142	Custom tailoring and dressmaking	20	4,586	-	-	-
C162	Manufacture of products of wood, cork, straw and plaiting materials	s	s	s	s	s
C170	Manufacture of paper and paper products	s	s	s	s	s
C181	Printing and service activities related to printing	38	350,817	27,950	256,625	5,691
C201	Manufacture of basic chemicals	s	s	s	s	s
C202	Manufacture of other chemical products, n.e.c.	s	s	s	s	s
C221	Manufacture of rubber products	5	21,501	-	32	49
C222	Manufacture of plastic products					
C231	Manufacture of glass and glass products	s	s	s	s	s
C239	Manufacture of non-metallic mineral products, n.e.c.	s	s	s	s	s
C241	Manufacture of basic iron and steel	s	s	s	s	s
C242	Manufacture of basic precious and other non-ferrous metals	s	s	s	s	s
C251	Manufacture of structural metal products, tanks, reservoirs and steam generators	4	713	-	-	500
C259	Manufacture of other fabricated metal products; metal working service activities	5	9,765	3,938	3,105	230
C261	Manufacture of electronic components	4	9,933,256	-	4,566,371	-
C281	Manufacture of general purpose machinery	3	17,786	4,908	2,100	588
C282	Manufacture of special purpose machinery					
C303	Manufacture of air and spacecraft and related machinery	s	s	s	s	s
C310	Manufacture of furniture	s	s	s	s	s
C321	Manufacture of jewelry, bijouterie and related articles	s	s	s	s	s
C331	Repair of fabricated metal products, machinery and equipment	4	240	-	-	-
	<b>I - Ilocos Region</b>	<b>746</b>	<b>17,339,154</b>	<b>1,391,857</b>	<b>5,907,298</b>	<b>1,047,748</b>
C101	Processing and preserving of meat	14	322,883	15,010	58,506	102,638
C102	Processing and preserving of fish, crustaceans and mollusks	15	48	-	44	-

*Continued*

TABLE 9 - *Continued*

2009 PSIC Code	Region/ Industry Description	Number of Establishments	Book Value of Tangible Fixed Assets as of 31 December			
			Total	Land	Buildings, Other Structures and Land Improvements	Transport Equipment
		(1)	(2)	(3)	(4)	(5)
C103	Processing and preserving of fruits and vegetables	s	s	s	s	s
C105	Manufacture of dairy products	s	s	s	s	s
C106	Manufacture of grain mill products, starches and starch products	61	1,659,099	116,550	333,411	484,414
C107	Manufacture of other food products	274	344,775	145,369	59,886	50,858
C108	Manufacture of prepared animal feeds	4	79,966	33,426	28,927	9,637
C110	Manufacture of beverages	126	3,185,179	391,661	694,942	62,812
C120	Manufacture of tobacco products	3	115,606	14,391	78,736	10,467
C131	Spinning, weaving and finishing of textiles	6	2,292	375	500	-
C141	Manufacture of wearing apparel, except fur apparel	3	11	-	-	11
C142	Custom tailoring and dressmaking	9	383	-	-	-
C162	Manufacture of products of wood, cork, straw and plaiting materials	12	6,435	2,742	203	3,367
C170	Manufacture of paper and paper products	s	s	s	s	s
C181	Printing and service activities related to printing	62	15,926	-	626	3,725
C201	Manufacture of basic chemicals	7	1,651,736	130,663	1,147,909	13,956
C202	Manufacture of other chemical products, n.e.c.					
C210	Manufacture of pharmaceuticals, medicinal chemical and botanical products					
C221	Manufacture of rubber products	s	-	-	-	-
C222	Manufacture of plastic products	s	s	s	s	s
C239	Manufacture of non-metallic mineral products, n.e.c.	26	9,388,183	474,518	3,262,133	236,172
C241	Manufacture of basic iron and steel	6	137,396	19,698	28,681	12,441
C251	Manufacture of structural metal products, tanks, reservoirs and steam generators	11	84,382	-	66,942	4,554
C259	Manufacture of other fabricated metal products; metal working service activities	17	9,199	1,125	3,000	2,100
C282	Manufacture of special purpose machinery	5	4,956	70	1,180	-
C292	Manufacture of bodies (coachwork) for motor vehicles; }	6	19,667	6,800	6,356	5,370
	manufacture of trailers and semi-trailers }					
C293	Manufacture of parts and accessories for motor vehicles }					
C309	Manufacture of transport equipment, n.e.c.	s	s	s	s	s
C310	Manufacture of furniture	36	82,682	10,920	62,291	4,989
C321	Manufacture of jewelry, bijouterie and related articles }	16	15,040	11,415	3,427	123
C324	Manufacture of games and toys }					
C329	Other manufacturing, n.e.c. }					
C331	Repair of fabricated metal products, machinery and equipment	21	84,410	13,468	23,592	22,572
	<b>II - Cagayan Valley</b>	<b>403</b>	<b>4,323,115</b>	<b>510,502</b>	<b>605,446</b>	<b>738,551</b>
C101	Processing and preserving of meat	4	78,456	7,050	61,700	3,378

*Continued*

TABLE 9 - *Continued*

2009 PSIC Code	Region/ Industry Description	Number of Establishments	Book Value of Tangible Fixed Assets as of 31 December			
			Total	Land	Buildings, Other Structures and Land Improvements	Transport Equipment
		(1)	(2)	(3)	(4)	(5)
C102	Processing and preserving of fish, crustaceans and mollusks	s	s	s	s	s
C103	Processing and preserving of fruits and vegetables	3	934	350	456	-
C105	Manufacture of dairy products	s	s	s	s	s
C106	Manufacture of grain mill products, starches and starch products	39	1,347,780	152,708	146,299	164,697
C107	Manufacture of other food products	194	969,940	94,990	111,255	340,367
C108	Manufacture of prepared animal feeds	5	65,352	500	29,836	14,850
C110	Manufacture of beverages	46	1,422,472	104,453	149,825	141,596
C120	Manufacture of tobacco products	s	s	s	s	s
C131	Spinning, weaving and finishing of textiles	s	s	s	s	s
C139	Manufacture of other textiles	s	-	-	-	-
C142	Custom tailoring and dressmaking	7	5,772	-	3,250	1,200
C162	Manufacture of products of wood, cork, straw and plaiting materials	3	3,972	1,200	1,133	717
C181	Printing and service activities related to printing	37	57,792	-	-	16,562
C182	Reproduction of recorded media	s	s	s	s	s
C192	Manufacture of refined petroleum products	s	s	s	s	s
C199	Manufacture of other fuel products	s	-	-	-	-
C201	Manufacture of basic chemicals	s	s	s	s	s
C231	Manufacture of glass and glass products	15	39,298	22,404	8,556	4,951
C239	Manufacture of non-metallic mineral products, n.e.c.					
C251	Manufacture of structural metal products, tanks, reservoirs and steam generators	4	14,061	963	88	4,718
C259	Manufacture of other fabricated metal products; metal working service activities	9	19,057	4,950	3,650	6,415
C282	Manufacture of special purpose machinery	3	157,767	89,829	25,738	26,629
C310	Manufacture of furniture	13	51,093	13,085	25,978	5,348
C321	Manufacture of jewelry, bijouterie and related articles	s	s	s	s	s
C329	Other manufacturing, n.e.c.	s	s	s	s	s
C331	Repair of fabricated metal products, machinery and equipment	9	19,945	9,370	2,887	-
	III - Central Luzon	2,456	306,506,002	32,085,554	66,738,070	8,927,531
C101	Processing and preserving of meat	79	3,232,605	158,675	1,724,501	206,871
C102	Processing and preserving of fish, crustaceans and mollusks	23	387,323	22,800	137,848	20,959
C103	Processing and preserving of fruits and vegetables	18	999,153	115,274	503,494	19,982
C104	Manufacture of vegetable and animal oils and fats	3	329	-	65	197
C105	Manufacture of dairy products	11	2,801,096	7,440	731,861	49,534
C106	Manufacture of grain mill products, starches and starch products	134	26,173,954	12,345,938	6,663,552	1,973,475

*Continued*

TABLE 9 - *Continued*

2009 PSIC Code	Region/ Industry Description	Number of Establishments	Book Value of Tangible Fixed Assets as of 31 December			
			Total	Land	Buildings, Other Structures and Land Improvements	Transport Equipment
		(1)	(2)	(3)	(4)	(5)
C107	Manufacture of other food products	619	8,416,015	640,329	2,399,033	455,324
C108	Manufacture of prepared animal feeds	53	6,569,103	663,590	2,319,825	355,319
C110	Manufacture of beverages	260	8,907,021	247,358	1,087,817	692,491
C120	Manufacture of tobacco products	s	s	s	s	s
C131	Spinning, weaving and finishing of textiles	17	482,903	67,801	151,815	18,178
C139	Manufacture of other textiles	44	2,590,023	20,072	1,519,849	253,540
C141	Manufacture of wearing apparel, except fur apparel	154	3,349,711	163,079	957,738	82,761
C142	Custom tailoring and dressmaking }	23	34,780	10,166	9,779	-
C143	Manufacture of knitted and crocheted apparel }					
C151	Tanning and dressing of leather; manufacture of luggage and handbags	10	390,215	4,877	73,308	13,697
C152	Manufacture of footwear	11	460,249	43,200	192,453	20,964
C161	Sawmilling and planing of wood }	33	137,919	11,033	56,194	26,475
C162	Manufacture of products of wood, cork, straw and plaiting materials }					
C170	Manufacture of paper and paper products	33	5,755,898	223,456	1,857,556	104,352
C181	Printing and service activities related to printing	123	788,775	234,000	152,348	68,706
C192	Manufacture of refined petroleum products	3	65,383,432	4,573,000	2,144,506	781,962
C201	Manufacture of basic chemicals	19	4,304,279	81,715	991,340	150,350
C202	Manufacture of other chemical products, n.e.c.	29	856,844	15,200	393,988	51,376
C210	Manufacture of pharmaceuticals, medicinal chemical and botanical products	19	1,182,886	149,820	603,101	119,151
C221	Manufacture of rubber products	11	13,932,891	134	3,115,911	44,127
C222	Manufacture of plastic products	90	5,497,763	924,027	1,268,639	244,213
C231	Manufacture of glass and glass products	8	132,668	5,051	27,771	12,775
C239	Manufacture of non-metallic mineral products, n.e.c.	137	65,499,592	6,677,039	7,467,023	1,224,276
C241	Manufacture of basic iron and steel	47	4,039,956	7,200	2,955,679	164,510
C242	Manufacture of basic precious and other non-ferrous metals	5	233,257	561	43,938	10,601
C243	Casting of metals	5	94,254	38,018	12,013	6,047
C251	Manufacture of structural metal products, tanks, reservoirs and steam generators	49	11,846,740	2,271,747	3,349,790	405,207
C252	Manufacture of weapons and ammunition }	37	5,039,717	1,258,685	1,751,527	32,658
C259	Manufacture of other fabricated metal products; metal working service activities }					
C261	Manufacture of electronic components	15	25,986,159	102,667	13,136,926	39,931
C262	Manufacture of computers and peripheral equipment and accessories	5	1,683,744	166,250	295,146	4,300
C264	Manufacture of consumer electronics }	4	69,598	5,000	2,723	1,951
C265	Manufacture of measuring, testing, navigating and control equipment; watches and clocks }					
C271	Manufacture of electric motors, generators, transformers and electricity distribution and control apparatus	9	275,860	53,626	149,533	18,255

*Continued*

TABLE 9 - *Continued*

2009 PSIC Code	Region/ Industry Description	Number of Establishments	Book Value of Tangible Fixed Assets as of 31 December			
			Total	Land	Buildings, Other Structures and Land Improvements	Transport Equipment
		(1)	(2)	(3)	(4)	(5)
C272	Manufacture of batteries and accumulators	3	4,596,382	640	662,569	28,750
C273	Manufacture of wiring and wiring devices	8	706,642	996	234,620	45,526
C274	Manufacture of electric lighting equipment	7	393,371	10,141	265,183	8,743
C275	Manufacture of domestic appliances	5	131,361	74,436	40,465	6,038
C279	Manufacture of other electrical equipment	5	181,378	2,975	1,045	5,436
C281	Manufacture of general purpose machinery	13	680,624	-	69,740	16,619
C282	Manufacture of special purpose machinery	17	403,676	34,954	105,911	19,083
C291	Manufacture of motor vehicles	4	19,053	10,125	5,073	2,526
C292	Manufacture of bodies (coachwork) for motor vehicles; manufacture of trailers and semi-trailers					
C293	Manufacture of parts and accessories for motor vehicles					
C301	Building of ships and boats	s	s	s	s	s
C303	Manufacture of air and spacecraft and related machinery	5	266,358	104,800	127,045	1,082
C309	Manufacture of transport equipment, n.e.c.	23	80,445	6,516	8,500	6,154
C310	Manufacture of furniture	94	881,471	85,221	201,045	179,656
C321	Manufacture of jewelry, bijouterie and related articles	13	27,217	6,300	320	18,898
C322	Manufacture of musical instruments	s	s	s	s	s
C323	Manufacture of sports goods	4	173,849	-	32,980	4,451
C324	Manufacture of games and toys	6	420,591	1,080	352,636	6,226
C325	Manufacture of medical and dental instruments and supplies	8	2,747,570	111,189	1,717,437	49,150
C329	Other manufacturing, n.e.c.	46	606,565	-	142,020	46,564
C331	Repair of fabricated metal products, machinery and equipment	43	6,868,817	139,094	2,402,525	287,698
C332	Installation of industrial machinery and equipment	s	s	s	s	s
	<b>IVA - CALABARZON</b>	<b>4,340</b>	<b>687,692,982</b>	<b>36,258,475</b>	<b>210,024,336</b>	<b>9,745,031</b>
C101	Processing and preserving of meat	51	17,036,247	512,218	9,538,968	272,169
C102	Processing and preserving of fish, crustaceans and mollusks	13	143,858	42,439	46,051	2,519
C103	Processing and preserving of fruits and vegetables	16	1,171,060	26,678	618,035	99,782
C104	Manufacture of vegetable and animal oils and fats	41	2,837,540	812,773	522,928	298,442
C105	Manufacture of dairy products	21	43,856,733	1,093,074	15,140,974	460,065
C106	Manufacture of grain mill products, starches and starch products	86	4,137,077	1,446,354	914,898	96,716
C107	Manufacture of other food products	1,144	27,375,502	3,377,398	9,191,908	541,945
C108	Manufacture of prepared animal feeds	79	5,009,857	1,843,281	1,081,653	133,905
C110	Manufacture of beverages	446	60,315,659	13,773,038	23,862,642	889,696
C120	Manufacture of tobacco products	3	1,773,994	-	850,034	105,618
C131	Spinning, weaving and finishing of textiles	10	1,103,333	50,772	375,308	30,017
C139	Manufacture of other textiles	35	1,170,215	276,674	445,267	10,521
C141	Manufacture of wearing apparel, except fur apparel	259	2,762,958	332,270	865,088	188,903

*Continued*

TABLE 9 - *Continued*

2009 PSIC Code	Region/ Industry Description	Number of Establishments	Book Value of Tangible Fixed Assets as of 31 December			
			Total	Land	Buildings, Other Structures and Land Improvements	Transport Equipment
		(1)	(2)	(3)	(4)	(5)
C142	Custom tailoring and dressmaking	88	15,687	-	-	11,250
C143	Manufacture of knitted and crocheted apparel	3	18,677	-	13,944	618
C151	Tanning and dressing of leather; manufacture of luggage and handbags	6	23,595	2,813	9,494	1,313
C152	Manufacture of footwear	36	2,836,966	144,753	1,954,017	17,647
C161	Sawmilling and planing of wood	89	10,196,669	232,673	4,233,867	175,942
C162	Manufacture of products of wood, cork, straw and plaiting materials					
C170	Manufacture of paper and paper products	68	4,238,630	404,943	1,674,228	202,570
C181	Printing and service activities related to printing	145	4,950,237	391,723	1,720,698	103,544
C182	Reproduction of recorded media	s	s	s	s	s
C192	Manufacture of refined petroleum products	6	31,114,155	149,845	18,030,359	25,428
C199	Manufacture of other fuel products					
C201	Manufacture of basic chemicals	37	105,327,460	15,869	3,859,684	35,253
C202	Manufacture of other chemical products, n.e.c.	89	5,866,201	533,668	2,670,584	118,391
C210	Manufacture of pharmaceuticals, medicinal chemical and botanical products	30	7,020,841	295,469	4,138,032	68,452
C221	Manufacture of rubber products	36	1,151,580	26,554	581,215	37,731
C222	Manufacture of plastic products	170	20,838,059	477,571	11,128,131	449,347
C231	Manufacture of glass and glass products	26	4,026,766	256,243	985,374	38,587
C239	Manufacture of non-metallic mineral products, n.e.c.	116	31,316,771	297,740	3,820,097	1,441,828
C241	Manufacture of basic iron and steel	79	43,135,931	2,577,662	8,370,886	118,733
C242	Manufacture of basic precious and other non-ferrous metals	9	457,612	6,559	147,710	45,051
C243	Casting of metals	15	2,671,452	15,570	1,501,707	31,608
C251	Manufacture of structural metal products, tanks, reservoirs and steam generators	102	3,243,201	51,619	997,849	156,973
C259	Manufacture of other fabricated metal products; metal working service activities	222	15,035,078	289,697	4,624,546	305,700
C261	Manufacture of electronic components	99	112,590,293	646,677	41,861,027	211,393
C262	Manufacture of computers and peripheral equipment and accessories	24	5,599,366	-	1,709,445	60,019
C263	Manufacture of communication equipment	8	233,813	-	69,474	44,418
C264	Manufacture of consumer electronics	10	2,437,717	-	842,315	3,529
C265	Manufacture of measuring, testing, navigating and control equipment; watches and clocks	6	186,975	-	108,814	12,044
C267	Manufacture of optical instruments and photographic equipment	7	4,918,969	-	2,330,180	10,391
C271	Manufacture of electric motors, generators, transformers and electricity distribution and control apparatus	25	5,963,208	18,510	1,375,730	30,987
C272	Manufacture of batteries and accumulators	4	64,706	-	8,613	573
C273	Manufacture of wiring and wiring devices	24	2,798,466	124,149	1,977,421	72,365
C274	Manufacture of electric lighting equipment	15	1,323,841	-	577,416	30,190

*Continued*

TABLE 9 - *Continued*

2009 PSIC Code	Region/ Industry Description	Number of Establishments	Book Value of Tangible Fixed Assets as of 31 December			
			Total	Land	Buildings, Other Structures and Land Improvements	Transport Equipment
		(1)	(2)	(3)	(4)	(5)
C275	Manufacture of domestic appliances	14	634,612	315,597	208,352	17,003
C279	Manufacture of other electrical equipment	12	1,887,462	187,689	618,168	98,809
C281	Manufacture of general purpose machinery	48	8,413,717	1,870,460	2,075,650	264,538
C282	Manufacture of special purpose machinery	76	9,726,304	126,546	4,288,079	160,485
C291	Manufacture of motor vehicles	13	10,340,330	479,895	3,136,637	529,065
C292	Manufacture of bodies (coachwork) for motor vehicles; manufacture of trailers and semi-trailers	14	2,857,861	1,615,062	552,063	34,845
C293	Manufacture of parts and accessories for motor vehicles	71	31,689,450	570,815	8,109,411	264,500
C301	Building of ships and boats	5	1,385,602	2,272	463,738	268,046
C303	Manufacture of air and spacecraft and related machinery	19	5,227,011	384,412	2,537,852	873,883
C309	Manufacture of transport equipment, n.e.c.					
C310	Manufacture of furniture	92	1,459,682	46,051	106,576	28,433
C321	Manufacture of jewelry, bijouterie and related articles	5	75,706	6,750	23,731	26,899
C323	Manufacture of sports goods	9	191,045	1,315	19,324	13,960
C324	Manufacture of games and toys	6	145,707	19,532	75,331	3,141
C325	Manufacture of medical and dental instruments and supplies	16	11,932,310	10,999	2,523,132	7,978
C329	Other manufacturing, n.e.c.	27	413,636	-	65,076	31,827
C331	Repair of fabricated metal products, machinery and equipment	116	2,732,366	73,805	444,604	122,087
	<b>MIMAROPA</b>	<b>353</b>	<b>5,837,144</b>	<b>2,525,976</b>	<b>2,749,017</b>	<b>173,527</b>
C101	Processing and preserving of meat	s	s	s	s	s
C103	Processing and preserving of fruits and vegetables	s	s	s	s	s
C104	Manufacture of vegetable and animal oils and fats	3	237,799	1,581	54,669	1,801
C105	Manufacture of dairy products	s	-	-	-	-
C106	Manufacture of grain mill products, starches and starch products	89	599,269	174,725	283,565	16,218
C107	Manufacture of other food products	113	217,954	-	32,483	140,723
C110	Manufacture of beverages	61	37,953	-	23,000	1,050
C131	Spinning, weaving and finishing of textiles	s	s	s	s	s
C142	Custom tailoring and dressmaking	4	259	-	-	-
C151	Tanning and dressing of leather; manufacture of luggage and handbags	s	s	s	s	s
C162	Manufacture of products of wood, cork, straw and plaiting materials	s	s	s	s	s
C181	Printing and service activities related to printing	28	18,508	2,300	3,450	-
C192	Manufacture of refined petroleum products	s	s	s	s	s
C201	Manufacture of basic chemicals	5	-	-	-	-
C202	Manufacture of other chemical products, n.e.c.					
C210	Manufacture of pharmaceuticals, medicinal chemical and botanical products	s	s	s	s	s

*Continued*

TABLE 9 - *Continued*

2009 PSIC Code	Region/ Industry Description	Number of Establishments	Book Value of Tangible Fixed Assets as of 31 December			
			Total	Land	Buildings, Other Structures and Land Improvements	Transport Equipment
		(1)	(2)	(3)	(4)	(5)
C222	Manufacture of plastic products	s	s	s	s	s
C239	Manufacture of non-metallic mineral products, n.e.c.	24	18,933	3,785	3,210	6,403
C242	Manufacture of basic precious and other non-ferrous metals	s	s	s	s	s
C259	Manufacture of other fabricated metal products; metal working service activities	6	15,638	2,375	4,750	4,838
C282	Manufacture of special purpose machinery	s	s	s	s	s
C310	Manufacture of furniture	4	776	35	3	200
C331	Repair of fabricated metal products, machinery and equipment	5	2,519	-	144	875
	<b>V - Bicol Region</b>	<b>760</b>	<b>19,006,676</b>	<b>1,512,602</b>	<b>3,648,611</b>	<b>1,186,364</b>
C101	Processing and preserving of meat	15	205,328	20,931	86,081	1,044
C102	Processing and preserving of fish, crustaceans and mollusks	24	68,220	3,446	11,799	2,700
C103	Processing and preserving of fruits and vegetables	7	12,371	8,830	2,155	1,368
C104	Manufacture of vegetable and animal oils and fats	7	759,929	15,999	340,094	14,495
C105	Manufacture of dairy products	4	21,312	-	6,904	1,046
C106	Manufacture of grain mill products, starches and starch products	127	1,370,936	63,308	654,503	295,095
C107	Manufacture of other food products	261	415,844	18,554	213,156	36,444
C108	Manufacture of prepared animal feeds	5	636,454	172,964	140,556	40,736
C110	Manufacture of beverages	84	1,520,618	128,947	486,663	42,137
C120	Manufacture of tobacco products	s	s	s	s	s
C131	Spinning, weaving and finishing of textiles	4	2,717	1,420	270	545
C139	Manufacture of other textiles	10	72,822	10,075	43,063	1,491
C141	Manufacture of wearing apparel, except fur apparel	34	72,475	8,004	36,663	21,252
C142	Custom tailoring and dressmaking					
C152	Manufacture of footwear	s	-	-	-	-
C162	Manufacture of products of wood, cork, straw and plaiting materials	19	219,732	122,760	71,170	24,733
C170	Manufacture of paper and paper products	s	s	s	s	s
C181	Printing and service activities related to printing	63	254,450	-	-	-
C192	Manufacture of refined petroleum products	s	s	s	s	s
C201	Manufacture of basic chemicals	3	1,290	-	1,272	-
C210	Manufacture of pharmaceuticals, medicinal chemical and botanical products	s	s	s	s	s
C231	Manufacture of glass and glass products	19	2,419,702	818,131	78,694	149,291
C239	Manufacture of non-metallic mineral products, n.e.c.					
C241	Manufacture of basic iron and steel	5	10,022,694	4,221	1,104,739	543,245
C242	Manufacture of basic precious and other non-ferrous metals					

*Continued*



TABLE 9 - *Continued*

2009 PSIC Code	Region/ Industry Description	Number of Establishments	Book Value of Tangible Fixed Assets as of 31 December			
			Total	Land	Buildings, Other Structures and Land Improvements	Transport Equipment
		(1)	(2)	(3)	(4)	(5)
C251	Manufacture of structural metal products, tanks, reservoirs and steam generators	4	9,361	1,150	1,270	1,385
C259	Manufacture of other fabricated metal products; metal working service activities	22	14,088	11,100	1,140	388
C282	Manufacture of special purpose machinery	3	425	-	-	-
C293	Manufacture of parts and accessories for motor vehicles	s	-	-	-	-
C310	Manufacture of furniture	14	37,046	20,026	8,223	3,210
C329	Other manufacturing, n.e.c.	9	2,917	2,500	72	100
C331	Repair of fabricated metal products, machinery and equipment	9	24,307	7,000	14,700	1,137
	<b>VI - Western Visayas</b>	<b>1,208</b>	<b>36,741,536</b>	<b>5,996,669</b>	<b>6,524,835</b>	<b>1,293,872</b>
C101	Processing and preserving of meat	15	26,391	4,203	6,738	3,602
C102	Processing and preserving of fish, crustaceans and mollusks	20	57,563	4,007	20,008	8,739
C103	Processing and preserving of fruits and vegetables	3	12,479	2,322	2,549	2,234
C104	Manufacture of vegetable and animal oils and fats	3	68,005	-	17,130	14,030
C105	Manufacture of dairy products	4	1,670	150	355	618
C106	Manufacture of grain mill products, starches and starch products	77	1,375,229	539,862	379,846	64,988
C107	Manufacture of other food products	594	22,118,110	3,142,318	2,752,438	491,410
C108	Manufacture of prepared animal feeds	3	1,193,414	534,427	121,634	9,276
C110	Manufacture of beverages	180	5,424,490	302,676	1,615,293	429,808
C131	Spinning, weaving and finishing of textiles	5	19,606	1,974	15,784	1,302
C139	Manufacture of other textiles	3	751	-	751	-
C141	Manufacture of wearing apparel, except fur apparel	12	21,768	-	1,258	2,085
C142	Custom tailoring and dressmaking	28	13,623	60	1,404	4,005
C161	Sawmilling and planing of wood	11	232,462	35,593	54,289	42,440
C162	Manufacture of products of wood, cork, straw and plaiting materials					
C170	Manufacture of paper and paper products					
C181	Printing and service activities related to printing	79	699,589	180,000	360,000	42,693
C199	Manufacture of other fuel products	s	s	s	s	s
C201	Manufacture of basic chemicals	10	4,206,399	923,305	960,215	17,971
C202	Manufacture of other chemical products, n.e.c.	3	43	-	-	20
C210	Manufacture of pharmaceuticals, medicinal chemical and botanical products	4	48,627	24,709	17,022	146
C222	Manufacture of plastic products	8	378,438	37,811	25,925	16,188
C231	Manufacture of glass and glass products	49	260,337	74,641	-	110,697
C239	Manufacture of non-metallic mineral products, n.e.c.					
C241	Manufacture of basic iron and steel					
C243	Casting of metals	8	40,941	5,396	12,031	6,301

*Continued*

TABLE 9 - *Continued*

2009 PSIC Code	Region/ Industry Description	Number of Establishments	Book Value of Tangible Fixed Assets as of 31 December			
			Total	Land	Buildings, Other Structures and Land Improvements	Transport Equipment
		(1)	(2)	(3)	(4)	(5)
C251	Manufacture of structural metal products, tanks, reservoirs and steam generators	4	49,125	7,916	6,355	-
C259	Manufacture of other fabricated metal products; metal working service activities	12	45,602	-	32,028	3,054
C273	Manufacture of wiring and wiring devices	s	s	s	s	s
C275	Manufacture of domestic appliances	s	s	s	s	s
C282	Manufacture of special purpose machinery	4	128,205	9,077	55,870	7,888
C310	Manufacture of furniture	44	296,679	164,734	64,235	12,363
C329	Other manufacturing, n.e.c.	5	2,899	250	30	910
C331	Repair of fabricated metal products, machinery and equipment	19	13,820	-	-	910
	<b>VII - Central Visayas</b>	<b>2,853</b>	<b>117,026,790</b>	<b>13,454,773</b>	<b>29,909,671</b>	<b>18,952,434</b>
C101	Processing and preserving of meat	28	4,848,202	793,831	1,568,635	149,183
C102	Processing and preserving of fish, crustaceans and mollusks	36	2,052,026	484,925	312,569	111,273
C103	Processing and preserving of fruits and vegetables	15	1,125,469	217,895	250,580	33,136
C104	Manufacture of vegetable and animal oils and fats	11	2,842,282	1,644,718	459,815	14,257
C105	Manufacture of dairy products	7	123,280	5,127	21,865	10,978
C106	Manufacture of grain mill products, starches and starch products	40	619,130	1,142	307,197	5,612
C107	Manufacture of other food products	1,297	5,537,154	689,782	992,225	220,583
C108	Manufacture of prepared animal feeds	10	4,343,933	1,379,482	1,783,298	193,427
C110	Manufacture of beverages	367	14,731,635	1,639,836	3,644,040	38,544
C131	Spinning, weaving and finishing of textiles	3	3,974	892	2,641	136
C139	Manufacture of other textiles	18	18,450	-	878	4,342
C141	Manufacture of wearing apparel, except fur apparel	43	1,181,897	14,000	717,068	26,849
C142	Custom tailoring and dressmaking	24	1,140	-	-	-
C151	Tanning and dressing of leather; manufacture of luggage and handbags	s	s	s	s	s
C152	Manufacture of footwear	14	298,856	159,331	94,817	9,335
C161	Sawmilling and planing of wood	29	374,374	41,367	199,213	71,156
C162	Manufacture of products of wood, cork, straw and plaiting materials					
C170	Manufacture of paper and paper products	24	609,231	241,174	111,696	31,283
C181	Printing and service activities related to printing	222	426,305	949	119,135	5,758
C199	Manufacture of other fuel products	s	-	-	-	-
C201	Manufacture of basic chemicals	19	626,578	18,705	239,296	55,466
C202	Manufacture of other chemical products, n.e.c.	36	2,695,771	310,941	1,850,075	99,404
C203	Manufacture of man-made fibers					
C210	Manufacture of pharmaceuticals, medicinal chemical and botanical products					
		8	39,322	-	22,540	6,724

*Continued*

TABLE 9 - *Continued*

2009 PSIC Code	Region/ Industry Description	Number of Establishments	Book Value of Tangible Fixed Assets as of 31 December			
			Total	Land	Buildings, Other Structures and Land Improvements	Transport Equipment
		(1)	(2)	(3)	(4)	(5)
C221	Manufacture of rubber products	9	923,767	57,752	194,320	2,834
C222	Manufacture of plastic products	70	17,177,774	119,051	511,283	15,268,157
C231	Manufacture of glass and glass products	9	409,978	2,773	41,575	14,321
C239	Manufacture of non-metallic mineral products, n.e.c.	76	16,391,318	861,089	3,571,524	1,741,182
C241	Manufacture of basic iron and steel	27	9,059,117	1,709,872	1,103,140	43,530
C242	Manufacture of basic precious and other non-ferrous metals					
C243	Casting of metals					
C251	Manufacture of structural metal products, tanks, reservoirs and steam generators	6	610,599	33,696	103,731	14,496
C252	Manufacture of weapons and ammunition	s	s	s	s	s
C259	Manufacture of other fabricated metal products; metal working service activities	47	1,721,560	8,015	580,713	21,053
C261	Manufacture of electronic components	13	8,026,917	1,000,000	674,264	30,957
C262	Manufacture of computers and peripheral equipment and accessories	4	1,587,910	-	816,532	1,507
C263	Manufacture of communication equipment					
C265	Manufacture of measuring, testing, navigating and control equipment; watches and clocks					
C267	Manufacture of optical instruments and photographic equipment	5	262,400	-	148,167	3,292
C271	Manufacture of electric motors, generators, transformers and electricity distribution and control apparatus	13	808,774	-	323,683	17,008
C273	Manufacture of wiring and wiring devices	3	205,262	-	25,496	2,966
C274	Manufacture of electric lighting equipment	s	s	s	s	s
C275	Manufacture of domestic appliances	4	66,583	-	54,193	5,116
C281	Manufacture of general purpose machinery	3	140,713	33,414	87,383	3,159
C282	Manufacture of special purpose machinery	8	437,313	35,705	155,967	11,687
C291	Manufacture of motor vehicles	7	75,149	7,200	24,384	2,386
C292	Manufacture of bodies (coachwork) for motor vehicles; manufacture of trailers and semi-trailers	8	229,857	-	184,005	23,473
C293	Manufacture of parts and accessories for motor vehicles	10	1,161,407	-	80,960	4,833
C301	Building of ships and boats					
C309	Manufacture of transport equipment, n.e.c.					
C310	Manufacture of furniture	s	s	s	s	s
C321	Manufacture of jewelry, bijouterie and related articles	133	1,724,814	77,305	887,016	94,509
C322	Manufacture of musical instruments	37	182,407	19,157	89,841	8,762
C323	Manufacture of sports goods	s	s	s	s	s
C324	Manufacture of games and toys	s	s	s	s	s
C325	Manufacture of medical and dental instruments and supplies	3	3,202	-	337	617
C329	Other manufacturing, n.e.c.	5	1,570,385	-	824,719	4,860
		18	295,651	-	238,110	43,471

*Continued*

TABLE 9 - *Continued*

2009 PSIC Code	Region/ Industry Description	Number of Establishments	Book Value of Tangible Fixed Assets as of 31 December			
			Total	Land	Buildings, Other Structures and Land Improvements	Transport Equipment
		(1)	(2)	(3)	(4)	(5)
C331	Repair of fabricated metal products, machinery and equipment	54	8,154,441	293,819	5,583,173	424,241
	<b>VIII - Eastern Visayas</b>	<b>871</b>	<b>25,219,043</b>	<b>370,763</b>	<b>2,839,733</b>	<b>1,389,993</b>
C101	Processing and preserving of meat	s	s	s	s	s
C102	Processing and preserving of fish, crustaceans and mollusks	3	49,697	1,117	15,071	2,093
C103	Processing and preserving of fruits and vegetables	s	s	s	s	s
C104	Manufacture of vegetable and animal oils and fats	6	590,849	196,841	137,547	45,338
C106	Manufacture of grain mill products, starches and starch products	97	540,624	37,583	297,646	7,863
C107	Manufacture of other food products	529	1,315,238	8,427	16,839	3,846
C110	Manufacture of beverages	108	448,220	11,175	85,076	43,531
C139	Manufacture of other textiles	s	s	s	s	s
C142	Custom tailoring and dressmaking	3	917	-	-	-
C162	Manufacture of products of wood, cork, straw and plaiting materials	s	s	s	s	s
C170	Manufacture of paper and paper products	3	89,010	20,389	9,426	4,756
C181	Printing and service activities related to printing	36	43,039	1,050	1,523	4,304
C192	Manufacture of refined petroleum products	s	s	s	s	s
C201	Manufacture of basic chemicals	7	1,576,175	49,100	2,334	4,883
C202	Manufacture of other chemical products, n.e.c.					
C210	Manufacture of pharmaceuticals, medicinal chemical and botanical products	s	s	s	s	s
C221	Manufacture of rubber products	s	-	-	-	-
C222	Manufacture of plastic products	s	s	s	s	s
C231	Manufacture of glass and glass products	6	56,855	18,900	19,792	3,310
C239	Manufacture of non-metallic mineral products, n.e.c.	18	194,614	9,625	23,490	143,951
C242	Manufacture of basic precious and other non-ferrous metals	s	s	s	s	s
C243	Casting of metals	s	s	s	s	s
C251	Manufacture of structural metal products, tanks, reservoirs and steam generators	s	s	s	s	s
C259	Manufacture of other fabricated metal products; metal working service activities	18	2,518	-	105	-
C273	Manufacture of wiring and wiring devices	s	s	s	s	s
C282	Manufacture of special purpose machinery	s	s	s	s	s
C310	Manufacture of furniture	9	5,544	400	995	400
C329	Other manufacturing, n.e.c.	7	10,207	654	2,550	6,549
C331	Repair of fabricated metal products, machinery and equipment	6	4,639	2,120	410	140

*Continued*

TABLE 9 - *Continued*

2009 PSIC Code	Region/ Industry Description	Number of Establishments	Book Value of Tangible Fixed Assets as of 31 December			
			Total	Land	Buildings, Other Structures and Land Improvements	Transport Equipment
		(1)	(2)	(3)	(4)	(5)
	<b>IX - Zamboanga Peninsula</b>	<b>522</b>	<b>11,495,867</b>	<b>1,504,432</b>	<b>4,911,704</b>	<b>532,864</b>
C101	Processing and preserving of meat	6	73,685	2,364	49,701	12,361
C102	Processing and preserving of fish, crustaceans and mollusks	23	2,702,708	536,048	774,262	182,385
C103	Processing and preserving of fruits and vegetables	s	s	s	s	s
C104	Manufacture of vegetable and animal oils and fats	4	2,686,124	68,708	2,201,917	-
C105	Manufacture of dairy products	s	s	s	s	s
C106	Manufacture of grain mill products, starches and starch products	79	438,364	197,164	44,319	22,639
C107	Manufacture of other food products	244	680,605	18,570	22,378	160,268
C108	Manufacture of prepared animal feeds	s	-	-	-	-
C110	Manufacture of beverages	53	2,235,523	411,235	306,896	51,326
C142	Custom tailoring and dressmaking	10	44,041	30,048	12,063	-
C161	Sawmilling and planing of wood	3	11,930	1,517	525	1,439
C162	Manufacture of products of wood, cork, straw and plaiting materials					
C181	Printing and service activities related to printing	33	177,574	15,600	39,702	18,822
C202	Manufacture of other chemical products, n.e.c.	s	s	s	s	s
C221	Manufacture of rubber products	5	94,022	30,400	19,277	12,733
C222	Manufacture of plastic products	3	59,343	226	29,237	756
C231	Manufacture of glass and glass products	12	53,108	5,475	6,684	31,106
C239	Manufacture of non-metallic mineral products, n.e.c.					
C241	Manufacture of basic iron and steel	s	s	s	s	s
C251	Manufacture of structural metal products, tanks, reservoirs and steam generators	s	s	s	s	s
C259	Manufacture of other fabricated metal products; metal working service activities	5	1,893,722	702	1,322,982	12,380
C301	Building of ships and boats	s	s	s	s	s
C310	Manufacture of furniture	13	285,906	179,580	72,551	10,990
C324	Manufacture of games and toys	7	1,289	500	413	182
C329	Other manufacturing, n.e.c.					
C331	Repair of fabricated metal products, machinery and equipment	14	37,818	3,874	4,200	14,755
	<b>X - Northern Mindanao</b>	<b>774</b>	<b>45,591,843</b>	<b>3,928,606</b>	<b>11,611,244</b>	<b>3,143,719</b>
C101	Processing and preserving of meat	14	444,146	24,187	243,687	42,023
C102	Processing and preserving of fish, crustaceans and mollusks	s	s	s	s	s
C103	Processing and preserving of fruits and vegetables	12	65,639	14,364	21,885	14,226
C104	Manufacture of vegetable and animal oils and fats	10	4,255,348	1,370,764	1,458,762	53,926
C105	Manufacture of dairy products	6	588,632	2,732	53,668	20,458

*Continued*

TABLE 9 - *Continued*

2009 PSIC Code	Region/ Industry Description	Number of Establishments	Book Value of Tangible Fixed Assets as of 31 December			
			Total	Land	Buildings, Other Structures and Land Improvements	Transport Equipment
		(1)	(2)	(3)	(4)	(5)
C106	Manufacture of grain mill products, starches and starch products	85	5,869,363	131,277	1,536,155	722,033
C107	Manufacture of other food products	311	6,270,145	841,050	1,194,906	841,330
C108	Manufacture of prepared animal feeds	6	10,224	-	-	3,840
C110	Manufacture of beverages	51	10,721,316	613,235	1,012,998	210,738
C139	Manufacture of other textiles	s	s	s	s	s
C141	Manufacture of wearing apparel, except fur apparel	4	21,867	625	2,750	620
C142	Custom tailoring and dressmaking	25	12,140	-	-	3,833
C152	Manufacture of footwear	s	s	s	s	s
C161	Sawmilling and planing of wood	21	76,938	15,216	10,719	27,910
C162	Manufacture of products of wood, cork, straw and plaiting materials	9	55,616	15,408	23,080	5
C170	Manufacture of paper and paper products	8	171,251	22,425	89,530	6,078
C181	Printing and service activities related to printing	70	469,815	-	17,527	-
C192	Manufacture of refined petroleum products	s	s	s	s	s
C201	Manufacture of basic chemicals	10	6,810,415	209,485	619,104	103,948
C202	Manufacture of other chemical products, n.e.c.	4	538,863	-	30,401	23,339
C210	Manufacture of pharmaceuticals, medicinal chemical and botanical products	s	s	s	s	s
C221	Manufacture of rubber products	s	s	s	s	s
C222	Manufacture of plastic products	5	49,663	9,163	7,226	6,116
C231	Manufacture of glass and glass products	27	366,468	800	28,000	145,110
C239	Manufacture of non-metallic mineral products, n.e.c.					
C241	Manufacture of basic iron and steel	11	7,643,102	448,140	5,157,705	819,539
C243	Casting of metals	s	s	s	s	s
C251	Manufacture of structural metal products, tanks, reservoirs and steam generators	5	4,030	1,000	376	1,443
C252	Manufacture of weapons and ammunition	s	-	-	-	-
C259	Manufacture of other fabricated metal products; metal working service activities	11	64,027	8,000	14,968	9,333
C282	Manufacture of special purpose machinery	4	556,443	13,528	9,078	39,697
C291	Manufacture of motor vehicles	4	14,990	-	718	11,272
C292	Manufacture of bodies (coachwork) for motor vehicles; manufacture of trailers and semi-trailers	s	s	s	s	s
C310	Manufacture of furniture	13	108,487	66,931	30,953	2,577
C321	Manufacture of jewelry, bijouterie and related articles	3	1,224	-	500	-
C324	Manufacture of games and toys					
C325	Manufacture of medical and dental instruments and supplies					
C329	Other manufacturing, n.e.c.					
C331	Repair of fabricated metal products, machinery and equipment	28	125,435	18,239	15,698	20,495

*Continued*

TABLE 9 - *Continued*

2009 PSIC Code	Region/ Industry Description	Number of Establishments	Book Value of Tangible Fixed Assets as of 31 December			
			Total	Land	Buildings, Other Structures and Land Improvements	Transport Equipment
		(1)	(2)	(3)	(4)	(5)
	<b>XI - Davao Region</b>	<b>1,173</b>	<b>76,284,210</b>	<b>4,682,049</b>	<b>22,494,681</b>	<b>2,382,447</b>
C101	Processing and preserving of meat	14	2,356,145	259,125	727,875	30,061
C102	Processing and preserving of fish, crustaceans and mollusks	3	73,626	-	5,748	11,179
C103	Processing and preserving of fruits and vegetables	15	1,045,472	63,478	508,323	16,689
C104	Manufacture of vegetable and animal oils and fats	19	7,891,658	1,027,072	3,367,498	167,365
C105	Manufacture of dairy products	3	18,123	9,128	5,820	1,107
C106	Manufacture of grain mill products, starches and starch products	70	230,620	40,250	10,511	1,166
C107	Manufacture of other food products	551	8,217,728	361,102	4,500,481	161,715
C108	Manufacture of prepared animal feeds	11	881,322	268,830	128,657	40,735
C110	Manufacture of beverages	64	36,260,413	995,576	10,239,380	784,528
C120	Manufacture of tobacco products	s	s	s	s	s
C131	Spinning, weaving and finishing of textiles	4	16,286	3,360	2,446	6,600
C139	Manufacture of other textiles	9	26,793	3,300	6,201	869
C141	Manufacture of wearing apparel, except fur apparel	4	1,292	-	-	16
C142	Custom tailoring and dressmaking	53	35,029	30,163	-	1,966
C152	Manufacture of footwear	4	2,845	1,870	800	-
C161	Sawmilling and planing of wood	22	494,003	66,215	88,154	75,304
C162	Manufacture of products of wood, cork, straw and plaiting materials					
C170	Manufacture of paper and paper products	13	2,825,273	225,755	874,210	81,955
C181	Printing and service activities related to printing	78	6,584,662	161,938	231,331	615,211
C192	Manufacture of refined petroleum products	s	s	s	s	s
C201	Manufacture of basic chemicals	11	288,729	87,381	27,172	28,100
C202	Manufacture of other chemical products, n.e.c.	17	389,460	22,685	117,443	40,926
C210	Manufacture of pharmaceuticals, medicinal chemical and botanical products	4	5,024	700	602	1,540
C221	Manufacture of rubber products	4	10,992	-	-	1,015
C222	Manufacture of plastic products	28	3,708,094	629,756	407,461	66,705
C231	Manufacture of glass and glass products	4	20,037	2,400	5,762	2,089
C239	Manufacture of non-metallic mineral products, n.e.c.	20	2,977,698	3,023	626,230	14,038
C241	Manufacture of basic iron and steel	17	355,053	82,829	64,488	42,954
C242	Manufacture of basic precious and other non-ferrous metals	4	164,033	25,776	32,184	6,769
C243	Casting of metals	s	s	s	s	s
C251	Manufacture of structural metal products, tanks, reservoirs and steam generators	12	656,990	271,505	298,631	36,315
C252	Manufacture of weapons and ammunition	s	s	s	s	s
C259	Manufacture of other fabricated metal products; metal working service activities	23	136,907	2,600	14,142	29,002

*Continued*

TABLE 9 - *Continued*

2009 PSIC Code	Region/ Industry Description	Number of Establishments	Book Value of Tangible Fixed Assets as of 31 December			
			Total	Land	Buildings, Other Structures and Land Improvements	Transport Equipment
		(1)	(2)	(3)	(4)	(5)
C265	Manufacture of measuring, testing, navigating and control equipment; watches and clocks	s	s	s	s	s
C275	Manufacture of domestic appliances	s	s	s	s	s
C279	Manufacture of other electrical equipment	s	s	s	s	s
C281	Manufacture of general purpose machinery	3	25,510	4,300	4,799	5,157
C282	Manufacture of special purpose machinery	6	7,154	650	3,925	997
C291	Manufacture of motor vehicles	s	s	s	s	s
C293	Manufacture of parts and accessories for motor vehicles	s	s	s	s	s
C301	Building of ships and boats	}	3	-	24,508	6,995
C309	Manufacture of transport equipment, n.e.c.					
C310	Manufacture of furniture	27	243,573	17,733	29,618	65,707
C321	Manufacture of jewelry, bijouterie and related articles	s	s	s	s	s
C329	Other manufacturing, n.e.c.	6	7,377	900	5,800	-
C331	Repair of fabricated metal products, machinery and equipment	37	53,339	10,500	5,650	19,178
	<b>XII - SOCCSKSARGEN</b>	<b>629</b>	<b>29,889,187</b>	<b>6,315,892</b>	<b>7,478,571</b>	<b>1,179,843</b>
C101	Processing and preserving of meat	9	407,463	60,856	137,223	34,553
C102	Processing and preserving of fish, crustaceans and mollusks	24	3,805,491	593,247	1,099,444	244,958
C103	Processing and preserving of fruits and vegetables	3	2,578,019	150	701,985	34,818
C104	Manufacture of vegetable and animal oils and fats	5	3,170,195	4,018	903,502	58,698
C105	Manufacture of dairy products	s	s	s	s	s
C106	Manufacture of grain mill products, starches and starch products	110	5,386,322	3,767,420	1,125,357	370,564
C107	Manufacture of other food products	203	4,037,134	1,538,620	1,294,122	140,038
C108	Manufacture of prepared animal feeds	5	458,218	26,171	149,053	23,942
C110	Manufacture of beverages	37	68,849	13,655	31,148	16,832
C131	Spinning, weaving and finishing of textiles	}	3	2,800	1,348	408
C139	Manufacture of other textiles					
C141	Manufacture of wearing apparel, except fur apparel	4	5,659	2,340	293	1,116
C142	Custom tailoring and dressmaking	8	3,165	53	105	385
C152	Manufacture of footwear	s	-	-	-	-
C161	Sawmilling and planing of wood	3	2,855	777	562	920
C162	Manufacture of products of wood, cork, straw and plaiting materials	5	45,580	16,118	3,553	16,921
C170	Manufacture of paper and paper products	s	s	s	s	s
C181	Printing and service activities related to printing	70	3,606,939	-	108,063	25,468
C192	Manufacture of refined petroleum products	s	s	s	s	s
C201	Manufacture of basic chemicals	4	217,820	13,425	57,134	29,797
C202	Manufacture of other chemical products, n.e.c.	5	4,323	-	-	4,263

*Continued*



TABLE 9 - *Continued*

2009 PSIC Code	Region/ Industry Description	Number of Establishments	Book Value of Tangible Fixed Assets as of 31 December			
			Total	Land	Buildings, Other Structures and Land Improvements	Transport Equipment
		(1)	(2)	(3)	(4)	(5)
C210	Manufacture of pharmaceuticals, medicinal chemical and botanical products	s	s	s	s	s
C221	Manufacture of rubber products	5	133,828	36,642	29,753	27,064
C222	Manufacture of plastic products	s	s	s	s	s
C231	Manufacture of glass and glass products	20	121,301	9,500	10,304	9,161
C239	Manufacture of non-metallic mineral products, n.e.c.					
C241	Manufacture of basic iron and steel	4	1,370	90	540	-
C243	Casting of metals	s	s	s	s	s
C251	Manufacture of structural metal products, tanks, reservoirs and steam generators	4	38,721	18,125	6,013	3,837
C259	Manufacture of other fabricated metal products; metal working service activities	38	2,162,363	15,314	155,568	55,429
C282	Manufacture of special purpose machinery	4	3,398	-	630	840
C301	Building of ships and boats	3	210,407	621	8,595	2,518
C309	Manufacture of transport equipment, n.e.c.					
C310	Manufacture of furniture	11	86,477	25,364	41,365	7,332
C323	Manufacture of sports goods	s	s	s	s	s
C331	Repair of fabricated metal products, machinery and equipment	31	3,170,588	110,146	1,600,635	47,380
	<b>XIII - Caraga</b>	<b>440</b>	<b>73,536,764</b>	<b>305,128</b>	<b>17,638,815</b>	<b>597,660</b>
C101	Processing and preserving of meat	4	85,046	3,755	14,945	9,960
C102	Processing and preserving of fish, crustaceans and mollusks	s	s	s	s	s
C103	Processing and preserving of fruits and vegetables	s	s	s	s	s
C104	Manufacture of vegetable and animal oils and fats	5	1,312,392	10,739	337,336	48,154
C106	Manufacture of grain mill products, starches and starch products	49	193,797	21,875	59,750	95,332
C107	Manufacture of other food products	185	566,836	21,861	218,033	51,270
C108	Manufacture of prepared animal feeds	s	s	s	s	s
C110	Manufacture of beverages	71	513,857	107,400	212,520	110,250
C139	Manufacture of other textiles	s	s	s	s	s
C142	Custom tailoring and dressmaking	9	670	-	-	-
C152	Manufacture of footwear	s	-	-	-	-
C161	Sawmilling and planing of wood	5	120,858	11,800	15,206	36,790
C162	Manufacture of products of wood, cork, straw and plaiting materials	10	595,457	43,523	117,820	26,445
C181	Printing and service activities related to printing	33	63,565	12,350	4,275	18,831
C199	Manufacture of other fuel products	s	-	-	-	-
C201	Manufacture of basic chemicals	5	22,322	339	11,590	1,654
C202	Manufacture of other chemical products, n.e.c.					
C221	Manufacture of rubber products	s	s	s	s	s

*Continued*

TABLE 9 - *Continued*

2009 PSIC Code	Region/ Industry Description	Number of Establishments	Book Value of Tangible Fixed Assets as of 31 December			
			Total	Land	Buildings, Other Structures and Land Improvements	Transport Equipment
		(1)	(2)	(3)	(4)	(5)
C231	Manufacture of glass and glass products }	14	494,351	1,200	181,630	5,271
C239	Manufacture of non-metallic mineral products, n.e.c. }					
C241	Manufacture of basic iron and steel }					
C242	Manufacture of basic precious and other non-ferrous metals }	3	69,004,059	14,586	16,217,400	107,150
C251	Manufacture of structural metal products, tanks, reservoirs and steam generators }					
C259	Manufacture of other fabricated metal products; metal working service activities }					
C282	Manufacture of special purpose machinery	s	s	s	s	s
C301	Building of ships and boats	s	s	s	s	s
C309	Manufacture of transport equipment, n.e.c.	s	s	s	s	s
C310	Manufacture of furniture	10	46,086	7,900	7,717	24,630
C321	Manufacture of jewelry, bijouterie and related articles	4	879	-	-	-
C324	Manufacture of games and toys }	3	712	151	23	304
C329	Other manufacturing, n.e.c. }					
C331	Repair of fabricated metal products, machinery and equipment	10	283,056	7,207	187,748	36,638
	<b>Autonomous Region in Muslim Mindanao</b>	<b>57</b>	<b>2,536,596</b>	<b>19,265</b>	<b>385,380</b>	<b>35,591</b>
C101	Processing and preserving of meat	s	s	s	s	s
C104	Manufacture of vegetable and animal oils and fats	s	s	s	s	s
C106	Manufacture of grain mill products, starches and starch products	21	1,905,668	11,872	240,094	28,419
C107	Manufacture of other food products	18	2,374	-	275	-
C108	Manufacture of prepared animal feeds	s	s	s	s	s
C110	Manufacture of beverages	7	3,255	788	578	1,575
C142	Custom tailoring and dressmaking	s	s	s	s	s
C221	Manufacture of rubber products	s	s	s	s	s
C239	Manufacture of non-metallic mineral products, n.e.c.	s	s	s	s	s
C301	Building of ships and boats	s	s	s	s	s
C310	Manufacture of furniture	s	s	s	s	s

*Continued*

TABLE 9 - *Continued*

2009 PSIC Code	Region/ Industry Description	Book Value of Tangible Fixed Assets as of 31 December					
		ICT Machinery and Equipment	Specialized Industrial Machineries	General Industrial Machinery and Equipment	Other Machinery and Equipment	Valuables	Other Tangible Fixed Assets
		(6)	(7)	(8)	(9)	(10)	(11)
	<b>Philippines</b>	<b>36,455,673</b>	<b>578,551,508</b>	<b>228,486,530</b>	<b>107,979,762</b>	<b>239,893</b>	<b>87,892,102</b>
C101	Processing and preserving of meat	802,985	2,676,653	7,458,526	890,838	-	1,447,355
C102	Processing and preserving of fish, crustaceans and mollusks	258,298	2,073,937	2,703,773	86,817	-	195,956
C103	Processing and preserving of fruits and vegetables	78,500	984,345	2,215,278	201,943	2	467,435
C104	Manufacture of vegetable and animal oils and fats	368,438	7,322,099	4,005,823	1,261,048	949	462,397
C105	Manufacture of dairy products	275,904	20,710,469	14,430,343	228,996	-	3,103,514
C106	Manufacture of grain mill products, starches and starch products	2,754,843	12,239,344	3,723,705	1,320,319	8,269	798,945
C107	Manufacture of other food products	2,115,474	36,011,040	15,051,063	223,032	-	1,570,567
C108	Manufacture of prepared animal feeds	879,024	5,813,069	985,311	56,031	-	396,346
C110	Manufacture of beverages	5,456,755	57,012,550	21,596,663	13,671,203	80	8,874,208
C120	Manufacture of tobacco products	10,938	3,653,401	1,830,105	9,108	-	877,298
C131	Spinning, weaving and finishing of textiles	79,140	2,149,705	262,160	46,118	250	30,927
C139	Manufacture of other textiles	54,376	1,081,816	833,694	15,644	-	66,701
C141	Manufacture of wearing apparel, except fur apparel	222,682	1,579,665	2,053,043	99,501	35	268,794
C142	Custom tailoring and dressmaking	11,943	33,378	17,797	2,121	38	6,060
C143	Manufacture of knitted and crocheted apparel	1,586	72,569	12,090	50	-	2,192
C151	Tanning and dressing of leather; manufacture of luggage and handbags	16,135	182,052	91,410	8,903	-	24,788
C152	Manufacture of footwear	16,798	819,428	253,412	15,065	8,687	68,148
C161	Sawmilling and planing of wood	13,517	77,669	113,125	4,551	-	8,577
C162	Manufacture of products of wood, cork, straw and plaiting materials	999,701	4,994,446	288,308	2,720	485	89,070
C170	Manufacture of paper and paper products	238,527	5,643,641	7,419,231	70,736	-	1,231,034
C181	Printing and service activities related to printing	1,211,989	9,162,115	2,196,755	3,951,028	14,877	306,615
C182	Reproduction of recorded media	506	4,940	268,987	90	-	7,785
C192	Manufacture of refined petroleum products	276,375	146,402	11,418,005	57,596,237	-	1,519,518
C199	Manufacture of other fuel products	11,936	-	34,074	-	-	12,590
C201	Manufacture of basic chemicals	275,772	88,816,773	8,363,717	148,015	6,438	20,901,966
C202	Manufacture of other chemical products, n.e.c.	1,588,204	3,014,098	2,461,514	144,552	-	586,954
C203	Manufacture of man-made fibers	70	20,869	1,813	-	-	-
C210	Manufacture of pharmaceuticals, medicinal chemical and botanical products	63,814	617,355	2,007,034	17,655	-	374,737
C221	Manufacture of rubber products	173,954	1,291,712	9,546,905	243,757	5	1,431,533
C222	Manufacture of plastic products	1,919,753	15,444,335	8,788,997	937,288	9,751	983,351
C231	Manufacture of glass and glass products	1,043,040	1,834,118	354,999	6,537	-	35,252
C239	Manufacture of non-metallic mineral products, n.e.c.	207,206	65,226,707	17,291,972	15,671,729	1,319	8,822,189
C241	Manufacture of basic iron and steel	762,162	35,753,962	10,201,365	39,819	144,643	377,629
C242	Manufacture of basic precious and other non-ferrous metals	63,601	64,078,311	1,298,743	20,127	-	12,950,231

*Continued*

TABLE 9 - *Continued*

2009 PSIC Code	Region/ Industry Description	Book Value of Tangible Fixed Assets as of 31 December					
		ICT Machinery and Equipment	Specialized Industrial Machineries	General Industrial Machinery and Equipment	Other Machinery and Equipment	Valuables	Other Tangible Fixed Assets
		(6)	(7)	(8)	(9)	(10)	(11)
C243	Casting of metals	83,737	889,912	756,476	24,377	-	27,720
C251	Manufacture of structural metal products, tanks, reservoirs and steam generators	1,201,999	2,778,219	7,136,245	26,844	2,368	621,929
C252	Manufacture of weapons and ammunition	1,457	419,499	530	17	-	39,970
C259	Manufacture of other fabricated metal products; metal working service activities	1,373,709	8,766,806	5,412,890	1,555,641	-	2,129,060
C261	Manufacture of electronic components	3,028,361	69,156,220	16,608,753	3,532,277	-	4,179,139
C262	Manufacture of computers and peripheral equipment and accessories	295,442	2,424,958	2,253,365	-	-	82,904
C263	Manufacture of communication equipment	109,858	400,612	372,465	3,038	-	2,059
C264	Manufacture of consumer electronics	17,905	63,618	847,480	693,517	-	50,275
C265	Manufacture of measuring, testing, navigating and control equipment; watches and clocks	57,071	141,603	34,893	15,637	-	11,900
C267	Manufacture of optical instruments and photographic equipment	969,996	666,614	1,048,532	10,930	-	369,946
C271	Manufacture of electric motors, generators, transformers and electricity distribution and control apparatus	61,467	407,101	4,119,307	22,273	-	213,313
C272	Manufacture of batteries and accumulators	1,269,652	4,467,959	1,589,574	198	-	345,802
C273	Manufacture of wiring and wiring devices	58,238	793,794	627,321	40,844	-	31,340
C274	Manufacture of electric lighting equipment	32,444	220,897	97,594	300,767	-	258,453
C275	Manufacture of domestic appliances	11,730	54,716	83,555	4,391	-	30,311
C279	Manufacture of other electrical equipment	939,697	639,141	282,833	1,114	-	150,793
C281	Manufacture of general purpose machinery	796,089	2,746,412	1,463,570	128	-	257,410
C282	Manufacture of special purpose machinery	213,469	3,554,444	2,298,314	16,387	11	257,214
C291	Manufacture of motor vehicles	84,318	26,703	2,615,927	446,212	37,937	3,041,155
C292	Manufacture of bodies (coachwork) for motor vehicles; manufacture of trailers and semi-trailers	1,353	650,367	36,120	14,449	-	8,197
C293	Manufacture of parts and accessories for motor vehicles	2,468,022	10,492,219	8,585,810	1,815,415	-	6,315,479
C301	Building of ships and boats	125,342	354,647	396,291	782,709	-	7,431
C303	Manufacture of air and spacecraft and related machinery	69,132	589,039	115,562	104	-	7,033
C309	Manufacture of transport equipment, n.e.c.	93,253	1,003,170	272,471	22,489	-	295,315
C310	Manufacture of furniture	522,987	2,530,353	5,053,155	567,262	3,077	392,026
C321	Manufacture of jewelry, bijouterie and related articles	16,733	52,067	13,732	6,358	-	8,879
C322	Manufacture of musical instruments	-	231	4,963	1,095	-	1,301
C323	Manufacture of sports goods	23,967	177,739	125,456	1,498	-	48,736
C324	Manufacture of games and toys	3,047	77,841	43,844	5,854	-	7,387
C325	Manufacture of medical and dental instruments and supplies	79,102	8,872,876	1,852,162	92,625	-	236,182
C329	Other manufacturing, n.e.c.	75,286	677,491	26,933	958	20	24,225
C331	Repair of fabricated metal products, machinery and equipment	114,853	3,901,171	4,730,670	980,624	653	137,632
C332	Installation of industrial machinery and equipment	2,008	10,095	-	2,150	-	925

*Continued*

TABLE 9 - *Continued*

2009 PSIC Code	Region/ Industry Description	Book Value of Tangible Fixed Assets as of 31 December					
		ICT Machinery and Equipment	Specialized Industrial Machineries	General Industrial Machinery and Equipment	Other Machinery and Equipment	Valuables	Other Tangible Fixed Assets
		(6)	(7)	(8)	(9)	(10)	(11)
	<b>National Capital Region</b>	<b>10,932,790</b>	<b>35,089,544</b>	<b>59,684,605</b>	<b>12,385,719</b>	<b>147,855</b>	<b>11,529,441</b>
C101	Processing and preserving of meat	19,402	651,458	352,365	10,419	-	67,846
C102	Processing and preserving of fish, crustaceans and mollusks	3,545	390	552,807	33,479	-	14,065
C103	Processing and preserving of fruits and vegetables	38,547	92,398	19,741	-	-	1,449
C104	Manufacture of vegetable and animal oils and fats	240,444	303,145	1,256,795	-	-	263,238
C105	Manufacture of dairy products	259,513	1,698,617	6,901,882	-	-	96,272
C106	Manufacture of grain mill products, starches and starch products	509,668	3,605,089	721,179	105,975	-	445,612
C107	Manufacture of other food products	492,048	696,076	4,248,953	118,289	-	132,059
C108	Manufacture of prepared animal feeds	1,486	4,383	390,748	-	-	16,698
C110	Manufacture of beverages	170,536	20,683	11,122,493	10,574,010	-	4,623,213
C120	Manufacture of tobacco products	116	110,762	1,817,157	9,061	-	453,946
C131	Spinning, weaving and finishing of textiles	7,363	1,380,291	199,246	45,899	-	14,892
C139	Manufacture of other textiles	35,018	472,716	245,921	2,592	-	7,700
C141	Manufacture of wearing apparel, except fur apparel	33,259	79,456	82,922	5,124	-	35,291
C142	Custom tailoring and dressmaking	9,952	-	8,527	-	-	3,584
C143	Manufacture of knitted and crocheted apparel	105	72,008	1,597	50	-	1,672
C151	Tanning and dressing of leather; manufacture of luggage and handbags	5,225	-	1,205	150	-	8,148
C152	Manufacture of footwear	-	-	104,728	965	-	3,068
C161	Sawmilling and planing of wood	-	4,750	9,553	-	-	1,874
C162	Manufacture of products of wood, cork, straw and plaiting materials	17,509	1,265	2,318	-	-	3,592
C170	Manufacture of paper and paper products	47,010	2,476,272	3,280,666	206	-	842,575
C181	Printing and service activities related to printing	537,112	905,541	1,605,370	114,200	-	145,637
C182	Reproduction of recorded media	336	4,940	448	-	-	421
C192	Manufacture of refined petroleum products	502	-	43,274	7	-	12,650
C199	Manufacture of other fuel products						
C201	Manufacture of basic chemicals	4,434	3,184,198	48,217	115,562	-	11,590
C202	Manufacture of other chemical products, n.e.c.	954,821	1,140,462	1,278,234	73,909	-	291,450
C203	Manufacture of man-made fibers						
C210	Manufacture of pharmaceuticals, medicinal chemical and botanical products	1,504	155,196	6,346	-	-	44,695
C221	Manufacture of rubber products	93,641	316,784	1,022	225,733	-	11,365
C222	Manufacture of plastic products	1,240,156	6,259,730	4,061,409	2,155	-	403,980
C231	Manufacture of glass and glass products	1,958	49,226	-	-	-	2,112
C239	Manufacture of non-metallic mineral products, n.e.c.	169,980	1,808,422	8,895,350	2,957	1,319	422,108
C241	Manufacture of basic iron and steel	44,802	1,064,591	5,126,856	2,391	144,643	216,918
C242	Manufacture of basic precious and other non-ferrous metals	48,190	17,943	51,044	17,547	-	6,141
C243	Casting of metals	748	7,758	3,416	-	-	1,942

*Continued*

TABLE 9 - *Continued*

2009 PSIC Code	Region/ Industry Description	Book Value of Tangible Fixed Assets as of 31 December					
		ICT Machinery and Equipment	Specialized Industrial Machineries	General Industrial Machinery and Equipment	Other Machinery and Equipment	Valuables	Other Tangible Fixed Assets
		(6)	(7)	(8)	(9)	(10)	(11)
C251	Manufacture of structural metal products, tanks, reservoirs and steam generators	1,127,409	1,111,323	846,058	-	1,894	473,014
C252	Manufacture of weapons and ammunition	865	414,387	288	-	-	39,910
C259	Manufacture of other fabricated metal products; metal working service activities	295,605	1,785,181	227,247	36,849	-	1,323,773
C261	Manufacture of electronic components	99,578	1,528,283	583,323	-	-	27,154
C262	Manufacture of computers and peripheral equipment and accessories	2,101	4,051	-	-	-	808
C263	Manufacture of communication equipment						
C264	Manufacture of consumer electronics						
C265	Manufacture of measuring, testing, navigating and control equipment; watches and clocks	3,287	76,648	179	9,695	-	186
C267	Manufacture of optical instruments and photographic equipment						
C271	Manufacture of electric motors, generators, transformers and electricity distribution and control apparatus						
C272	Manufacture of batteries and accumulators	17,911	1,867	21,853	-	-	12,605
C273	Manufacture of wiring and wiring devices	1,241,763	2,135,471	263	84	-	335,662
C274	Manufacture of electric lighting equipment	19,211	360,955	93,180	-	-	3,126
C275	Manufacture of domestic appliances	11,497	32,517	1,663	5	-	31,660
C279	Manufacture of other electrical equipment	8,693	35,932	17,017	-	-	2,100
C281	Manufacture of general purpose machinery	s	s	s	s	s	s
C282	Manufacture of special purpose machinery	1,910	-	192,917	-	-	25,257
C291	Manufacture of motor vehicles	90,853	108,579	76,943	-	-	43,773
C292	Manufacture of motor vehicles	3,873	23,029	739	-	-	271
C293	Manufacture of bodies (coachwork) for motor vehicles; manufacture of trailers and semi-trailers	1,274	14,983	34,336	-	-	2,653
C301	Manufacture of parts and accessories for motor vehicles	1,646,768	-	56,115	527,689	-	239,696
C303	Building of ships and boats	-	537	19,529	-	-	61
C309	Manufacture of air and spacecraft and related machinery	33,141	96,289	59,102	7,395	-	28,638
C310	Manufacture of transport equipment, n.e.c.						
C321	Manufacture of furniture	356,212	730,176	4,764,005	270,728	-	239,092
C322	Manufacture of jewelry, bijouterie and related articles	5,466	-	4,677	-	-	-
C323	Manufacture of musical instruments	s	s	s	s	s	s
C324	Manufacture of sports goods	20,442	12,663	17,559	1,478	-	7,576
C325	Manufacture of games and toys	1,044	10,823	9,004	5,269	-	1,101
C329	Manufacture of medical and dental instruments and supplies	24,006	1,508	70,990	33,460	-	1,582
C331	Other manufacturing, n.e.c.	19,456	13,766	8,338	-	-	6,829
C332	Repair of fabricated metal products, machinery and equipment	58,212	-	136,964	-	-	67,399
C332	Installation of industrial machinery and equipment	s	s	s	s	s	s

*Continued*

TABLE 9 - *Continued*

2009 PSIC Code	Region/ Industry Description	Book Value of Tangible Fixed Assets as of 31 December					
		ICT Machinery and Equipment	Specialized Industrial Machineries	General Industrial Machinery and Equipment	Other Machinery and Equipment	Valuables	Other Tangible Fixed Assets
		(6)	(7)	(8)	(9)	(10)	(11)
	<b>Cordillera Administrative Region</b>	<b>99,070</b>	<b>6,217,607</b>	<b>78,000</b>	<b>5,342</b>	<b>13,955</b>	<b>51,762</b>
C101	Processing and preserving of meat	s	s	s	s	s	s
C103	Processing and preserving of fruits and vegetables	8,045	20,524	14,564	380	-	296
C105	Manufacture of dairy products	s	s	s	s	s	s
C106	Manufacture of grain mill products, starches and starch products	-	3,879	524	220	-	407
C107	Manufacture of other food products	14,967	279,267	4,146	-	-	33,922
C110	Manufacture of beverages	-	2,624	11,886	-	-	318
C131	Spinning, weaving and finishing of textiles	1,988	10,344	4,261	-	-	3,261
C139	Manufacture of other textiles						
C141	Manufacture of wearing apparel, except fur apparel	s	s	s	s	s	s
C142	Custom tailoring and dressmaking	180	4,106	-	-	-	300
C162	Manufacture of products of wood, cork, straw and plaiting materials	s	s	s	s	s	s
C170	Manufacture of paper and paper products	s	s	s	s	s	s
C181	Printing and service activities related to printing	4,709	1,163	35,930	761	13,950	4,039
C201	Manufacture of basic chemicals	s	s	s	s	s	s
C202	Manufacture of other chemical products, n.e.c.	s	s	s	s	s	s
C221	Manufacture of rubber products	-	21,389	8	-	5	19
C222	Manufacture of plastic products						
C231	Manufacture of glass and glass products	s	s	s	s	s	s
C239	Manufacture of non-metallic mineral products, n.e.c.	s	s	s	s	s	s
C241	Manufacture of basic iron and steel	s	s	s	s	s	s
C242	Manufacture of basic precious and other non-ferrous metals	s	s	s	s	s	s
C251	Manufacture of structural metal products, tanks, reservoirs and steam generators	-	188	-	-	-	25
C259	Manufacture of other fabricated metal products; metal working service activities	225	446	360	1,058	-	405
C261	Manufacture of electronic components	-	5,366,885	-	-	-	-
C281	Manufacture of general purpose machinery	-	10,140	-	-	-	50
C282	Manufacture of special purpose machinery						
C303	Manufacture of air and spacecraft and related machinery	s	s	s	s	s	s
C310	Manufacture of furniture	s	s	s	s	s	s
C321	Manufacture of jewelry, bijouterie and related articles	s	s	s	s	s	s
C331	Repair of fabricated metal products, machinery and equipment	-	-	240	-	-	-
	<b>I - Ilocos Region</b>	<b>65,642</b>	<b>6,676,216</b>	<b>1,428,749</b>	<b>245,097</b>	<b>6,769</b>	<b>569,778</b>
C101	Processing and preserving of meat	1,412	101,827	42,818	-	-	672
C102	Processing and preserving of fish, crustaceans and mollusks	-	-	4	-	-	-

*Continued*

TABLE 9 - *Continued*

2009 PSIC Code	Region/ Industry Description	Book Value of Tangible Fixed Assets as of 31 December					
		ICT Machinery and Equipment	Specialized Industrial Machineries	General Industrial Machinery and Equipment	Other Machinery and Equipment	Valuables	Other Tangible Fixed Assets
		(6)	(7)	(8)	(9)	(10)	(11)
C103	Processing and preserving of fruits and vegetables	s	s	s	s	s	s
C105	Manufacture of dairy products	s	s	s	s	s	s
C106	Manufacture of grain mill products, starches and starch products	7,560	709,798	6,636	365	-	365
C107	Manufacture of other food products	3,272	45,141	19,096	11,787	-	9,365
C108	Manufacture of prepared animal feeds	-	50	7,179	-	-	747
C110	Manufacture of beverages	25,901	783,766	492,343	225,236	80	508,438
C120	Manufacture of tobacco products	5,762	-	6,015	47	-	188
C131	Spinning, weaving and finishing of textiles	93	688	200	-	250	188
C141	Manufacture of wearing apparel, except fur apparel	-	-	-	-	-	-
C142	Custom tailoring and dressmaking	-	-	-	383	-	-
C162	Manufacture of products of wood, cork, straw and plaiting materials	71	-	53	-	-	-
C170	Manufacture of paper and paper products	s	s	s	s	s	s
C181	Printing and service activities related to printing	2,995	-	-	1,997	-	6,583
C201	Manufacture of basic chemicals	12,477	-	339,289	836	6,438	167
C202	Manufacture of other chemical products, n.e.c.						
C210	Manufacture of pharmaceuticals, medicinal chemical and botanical products	-	-	-	-	-	-
C221	Manufacture of rubber products	-	-	-	-	-	-
C222	Manufacture of plastic products	s	s	s	s	s	s
C239	Manufacture of non-metallic mineral products, n.e.c.	-	4,884,472	498,973	-	-	31,915
C241	Manufacture of basic iron and steel	170	69,771	-	-	-	6,635
C251	Manufacture of structural metal products, tanks, reservoirs and steam generators	3,379	91	7,497	420	-	1,498
C259	Manufacture of other fabricated metal products; metal working service activities	150	2,381	300	-	-	143
C282	Manufacture of special purpose machinery	-	-	-	3,620	-	86
C292	Manufacture of bodies (coachwork) for motor vehicles; }	-	-	1,085	-	-	56
	manufacture of trailers and semi-trailers }						
C293	Manufacture of parts and accessories for motor vehicles }	-	-	-	-	-	-
C309	Manufacture of transport equipment, n.e.c.	s	s	s	s	s	s
C310	Manufacture of furniture	1,226	-	3,257	-	-	-
C321	Manufacture of jewelry, bijouterie and related articles }	-	3	12	-	-	60
C324	Manufacture of games and toys }						
C329	Other manufacturing, n.e.c. }	-	-	-	-	-	-
C331	Repair of fabricated metal products, machinery and equipment	433	21,213	1,548	-	-	1,584
	<b>II - Cagayan Valley</b>	<b>106,482</b>	<b>1,191,970</b>	<b>917,570</b>	<b>11,808</b>	<b>927</b>	<b>239,858</b>
C101	Processing and preserving of meat	286	199	5,342	-	-	501

*Continued*



TABLE 9 - *Continued*

2009 PSIC Code	Region/ Industry Description	Book Value of Tangible Fixed Assets as of 31 December					
		ICT Machinery and Equipment	Specialized Industrial Machineries	General Industrial Machinery and Equipment	Other Machinery and Equipment	Valuables	Other Tangible Fixed Assets
		(6)	(7)	(8)	(9)	(10)	(11)
C102	Processing and preserving of fish, crustaceans and mollusks	s	s	s	s	s	s
C103	Processing and preserving of fruits and vegetables	-	22	43	56	-	8
C105	Manufacture of dairy products	s	s	s	s	s	s
C106	Manufacture of grain mill products, starches and starch products	3,425	99,452	771,813	-	-	9,387
C107	Manufacture of other food products	42,141	206,138	120,429	-	-	54,620
C108	Manufacture of prepared animal feeds	2,659	15,806	1,702	-	-	-
C110	Manufacture of beverages	26,678	825,992	9,738	3,743	-	160,447
C120	Manufacture of tobacco products	s	s	s	s	s	s
C131	Spinning, weaving and finishing of textiles	s	s	s	s	s	s
C139	Manufacture of other textiles	-	-	-	-	-	-
C142	Custom tailoring and dressmaking	-	940	20	315	-	47
C162	Manufacture of products of wood, cork, straw and plaiting materials	35	638	105	-	-	144
C181	Printing and service activities related to printing	11,529	14,850	1,265	7,200	927	5,460
C182	Reproduction of recorded media	s	s	s	s	s	s
C192	Manufacture of refined petroleum products	s	s	s	s	s	s
C199	Manufacture of other fuel products	-	-	-	-	-	-
C201	Manufacture of basic chemicals	s	s	s	s	s	s
C231	Manufacture of glass and glass products	12	2,343	265	69	-	697
C239	Manufacture of non-metallic mineral products, n.e.c.						
C251	Manufacture of structural metal products, tanks, reservoirs and steam generators	350	1,750	5,703	-	-	490
C259	Manufacture of other fabricated metal products; metal working service activities	144	3,500	257	-	-	141
C282	Manufacture of special purpose machinery	3,758	11,150	-	-	-	663
C310	Manufacture of furniture	1,203	3,816	250	-	-	1,412
C321	Manufacture of jewelry, bijouterie and related articles	s	s	s	s	s	s
C329	Other manufacturing, n.e.c.	s	s	s	s	s	s
C331	Repair of fabricated metal products, machinery and equipment	2,001	657	186	-	-	4,844
	<b>III - Central Luzon</b>	<b>4,537,090</b>	<b>86,700,866</b>	<b>39,913,565</b>	<b>60,602,858</b>	<b>2,260</b>	<b>6,998,208</b>
C101	Processing and preserving of meat	25,692	537,046	516,406	7,888	-	55,526
C102	Processing and preserving of fish, crustaceans and mollusks	25	45,028	131,580	-	-	29,083
C103	Processing and preserving of fruits and vegetables	12,526	33,827	304,127	-	-	9,922
C104	Manufacture of vegetable and animal oils and fats	12	15	41	-	-	-
C105	Manufacture of dairy products	6,603	1,479,673	33,272	6,123	-	486,591
C106	Manufacture of grain mill products, starches and starch products	53,562	4,415,438	577,318	117,804	-	26,866

*Continued*

TABLE 9 - *Continued*

2009 PSIC Code	Region/ Industry Description	Book Value of Tangible Fixed Assets as of 31 December					
		ICT Machinery and Equipment	Specialized Industrial Machineries	General Industrial Machinery and Equipment	Other Machinery and Equipment	Valuables	Other Tangible Fixed Assets
		(6)	(7)	(8)	(9)	(10)	(11)
C107	Manufacture of other food products	539,995	2,497,619	1,752,126	7,154	-	124,434
C108	Manufacture of prepared animal feeds	781,567	2,019,110	125,604	9,901	-	294,187
C110	Manufacture of beverages	187,117	5,617,140	675,543	-	-	399,555
C120	Manufacture of tobacco products	s	s	s	s	s	s
C131	Spinning, weaving and finishing of textiles	62,036	150,605	31,324	-	-	1,142
C139	Manufacture of other textiles	541	293,521	433,728	12,403	-	56,369
C141	Manufacture of wearing apparel, except fur apparel	53,284	228,213	1,792,046	51,056	-	21,533
C142	Custom tailoring and dressmaking	-	1,200	13,635	-	-	-
C143	Manufacture of knitted and crocheted apparel						
C151	Tanning and dressing of leather; manufacture of luggage and handbags	10,896	177,401	90,126	3,528	-	16,382
C152	Manufacture of footwear	10,348	13,797	123,723	2,472	-	53,292
C161	Sawmilling and planing of wood	13,993	13,453	16,288	-	-	481
C162	Manufacture of products of wood, cork, straw and plaiting materials						
C170	Manufacture of paper and paper products	149,447	690,870	2,693,054	4,979	-	32,184
C181	Printing and service activities related to printing	17,249	194,570	82,483	-	-	39,419
C192	Manufacture of refined petroleum products	274,592	12,907	235	57,596,230	-	-
C201	Manufacture of basic chemicals	96,547	40,165	2,927,224	13,389	-	3,550
C202	Manufacture of other chemical products, n.e.c.	15,911	315,832	48,382	3,452	-	12,702
C210	Manufacture of pharmaceuticals, medicinal chemical and botanical products	2,340	283,027	6,474	3,911	-	15,063
C221	Manufacture of rubber products	64,091	52,783	9,407,101	-	-	1,248,745
C222	Manufacture of plastic products	47,819	1,384,721	1,522,113	35,106	-	71,126
C231	Manufacture of glass and glass products	8,418	58,277	9,118	745	-	10,513
C239	Manufacture of non-metallic mineral products, n.e.c.	11,160	46,954,321	395,840	142,858	-	2,627,074
C241	Manufacture of basic iron and steel	7,713	795,372	59,095	14,969	-	35,418
C242	Manufacture of basic precious and other non-ferrous metals	2,444	150,861	24,490	51	-	311
C243	Casting of metals	2,594	3,507	31,270	-	-	803
C251	Manufacture of structural metal products, tanks, reservoirs and steam generators	7,117	28,355	5,702,554	3,822	-	78,148
C252	Manufacture of weapons and ammunition	24,685	643,432	1,041,214	226,848	-	60,668
C259	Manufacture of other fabricated metal products; metal working service activities						
C261	Manufacture of electronic components	1,411,640	8,474,698	1,769,662	911,208	-	139,427
C262	Manufacture of computers and peripheral equipment and accessories	250,000	272,540	681,256	-	-	14,252
C264	Manufacture of consumer electronics	1,033	46,460	10,953	-	-	1,481
C265	Manufacture of measuring, testing, navigating and control equipment; watches and clocks						
C271	Manufacture of electric motors, generators, transformers and electricity distribution and control apparatus	435	1,894	5,461	14,634	-	32,021

*Continued*

TABLE 9 - *Continued*

2009 PSIC Code	Region/ Industry Description	Book Value of Tangible Fixed Assets as of 31 December					
		ICT Machinery and Equipment	Specialized Industrial Machineries	General Industrial Machinery and Equipment	Other Machinery and Equipment	Valuables	Other Tangible Fixed Assets
		(6)	(7)	(8)	(9)	(10)	(11)
C272	Manufacture of batteries and accumulators	18,094	2,313,437	1,572,891	-	-	-
C273	Manufacture of wiring and wiring devices	1,443	35,129	381,139	-	-	7,788
C274	Manufacture of electric lighting equipment	4,054	7,946	83,278	-	-	14,025
C275	Manufacture of domestic appliances	1,098	8,648	-	-	-	676
C279	Manufacture of other electrical equipment	6,771	145,596	4,462	-	-	15,092
C281	Manufacture of general purpose machinery	13,797	111,924	458,395	128	-	10,021
C282	Manufacture of special purpose machinery	23,365	48,998	168,308	-	-	3,058
C291	Manufacture of motor vehicles	79	1,250	-	-	-	-
C292	Manufacture of bodies (coachwork) for motor vehicles;						
	manufacture of trailers and semi-trailers						
C293	Manufacture of parts and accessories for motor vehicles	89,201	1,629,726	338	1,247,227	-	419,594
C301	Building of ships and boats	s	s	s	s	s	s
C303	Manufacture of air and spacecraft and related machinery	609	29,934	2,784	104	-	-
C309	Manufacture of transport equipment, n.e.c.	12,606	2,100	40,950	468	-	3,152
C310	Manufacture of furniture	23,944	263,860	97,242	-	2,260	28,243
C321	Manufacture of jewelry, bijouterie and related articles	-	-	-	298	-	1,401
C322	Manufacture of musical instruments	s	s	s	s	s	s
C323	Manufacture of sports goods	-	125,974	150	20	-	10,275
C324	Manufacture of games and toys	1,591	52,530	5,780	-	-	748
C325	Manufacture of medical and dental instruments and supplies	20,247	312,159	259,201	59,092	-	219,096
C329	Other manufacturing, n.e.c.	49,040	347,896	5,760	-	-	15,284
C331	Repair of fabricated metal products, machinery and equipment	15,500	332,634	3,690,490	784	-	93
C332	Installation of industrial machinery and equipment	s	s	s	s	s	s
	<b>IVA - CALABARZON</b>	<b>9,652,322</b>	<b>272,296,075</b>	<b>86,077,079</b>	<b>14,254,974</b>	<b>48,754</b>	<b>49,335,935</b>
C101	Processing and preserving of meat	81,737	632,705	5,668,424	-	-	330,026
C102	Processing and preserving of fish, crustaceans and mollusks	816	45,984	5,558	341	-	149
C103	Processing and preserving of fruits and vegetables	5,404	335,711	71,333	965	-	13,152
C104	Manufacture of vegetable and animal oils and fats	54,934	660,345	407,707	39,988	-	40,422
C105	Manufacture of dairy products	-	17,503,156	7,141,239	-	-	2,518,225
C106	Manufacture of grain mill products, starches and starch products	4,967	1,580,818	12,454	-	-	80,871
C107	Manufacture of other food products	240,004	11,711,808	2,028,946	16,772	-	266,721
C108	Manufacture of prepared animal feeds	27,788	1,785,120	124,488	-	-	13,623
C110	Manufacture of beverages	1,449,511	13,738,808	1,753,641	2,610,174	-	2,238,149
C120	Manufacture of tobacco products	580	638,760	6,002	-	-	173,000
C131	Spinning, weaving and finishing of textiles	8,111	602,358	25,603	-	-	11,164
C139	Manufacture of other textiles	13,598	286,232	136,793	-	-	1,130
C141	Manufacture of wearing apparel, except fur apparel	84,447	1,094,397	122,261	6,446	-	69,144

*Continued*

TABLE 9 - *Continued*

2009 PSIC Code	Region/ Industry Description	Book Value of Tangible Fixed Assets as of 31 December					
		ICT Machinery and Equipment	Specialized Industrial Machineries	General Industrial Machinery and Equipment	Other Machinery and Equipment	Valuables	Other Tangible Fixed Assets
		(6)	(7)	(8)	(9)	(10)	(11)
C142	Custom tailoring and dressmaking	-	2,813	563	927	-	135
C143	Manufacture of knitted and crocheted apparel	1,480	562	1,552	-	-	520
C151	Tanning and dressing of leather; manufacture of luggage and handbags	-	4,651	-	5,226	-	100
C152	Manufacture of footwear	2,649	702,557	4,737	1,014	-	9,593
C161	Sawmilling and planing of wood	906,732	4,493,630	111,406	-	-	42,418
C162	Manufacture of products of wood, cork, straw and plaiting materials						
C170	Manufacture of paper and paper products						
C181	Printing and service activities related to printing	25,098	977,929	802,108	65,497	-	86,258
C182	Reproduction of recorded media	18,621	2,562,351	58,843	42,525	-	51,932
C192	Manufacture of refined petroleum products	s	s	s	s	s	s
C199	Manufacture of other fuel products	11,909	-	11,381,013	-	-	1,515,602
C201	Manufacture of basic chemicals	45,816	79,681,561	1,141,330	2,717	-	20,545,228
C202	Manufacture of other chemical products, n.e.c.	470,696	1,113,447	670,731	50,063	-	238,621
C210	Manufacture of pharmaceuticals, medicinal chemical and botanical products	54,260	154,854	1,985,353	13,069	-	311,351
C221	Manufacture of rubber products	10,862	326,167	116,969	12,131	-	39,951
C222	Manufacture of plastic products	484,363	6,313,575	1,436,384	113,360	9,751	425,577
C231	Manufacture of glass and glass products	1,028,453	1,700,918	4,178	-	-	13,013
C239	Manufacture of non-metallic mineral products, n.e.c.	1,109	8,292,439	6,368,627	5,701,804	-	5,393,127
C241	Manufacture of basic iron and steel	2,774	27,610,518	4,355,131	19,412	-	80,815
C242	Manufacture of basic precious and other non-ferrous metals	9,326	239,787	3,782	-	-	5,399
C243	Casting of metals	71,608	409,099	619,584	7,076	-	15,199
C251	Manufacture of structural metal products, tanks, reservoirs and steam generators	54,782	1,340,714	562,512	22,512	-	56,240
C259	Manufacture of other fabricated metal products; metal working service activities	74,287	5,434,775	2,369,266	1,228,654	-	708,152
C261	Manufacture of electronic components	1,447,675	49,143,104	13,574,440	2,113,159	-	3,592,818
C262	Manufacture of computers and peripheral equipment and accessories	41,581	2,148,368	1,572,109	-	-	67,844
C263	Manufacture of communication equipment	31,499	63,439	20,457	3,038	-	1,489
C264	Manufacture of consumer electronics	17,149	17,158	847,349	662,247	-	47,969
C265	Manufacture of measuring, testing, navigating and control equipment; watches and clocks	2,709	53,395	348	-	-	9,665
C267	Manufacture of optical instruments and photographic equipment	936,695	560,335	734,922	7,269	-	339,178
C271	Manufacture of electric motors, generators, transformers and electricity distribution and control apparatus	39,756	232,766	4,090,986	7,639	-	166,834
C272	Manufacture of batteries and accumulators	9,794	19,051	16,419	115	-	10,140
C273	Manufacture of wiring and wiring devices	37,177	396,374	137,026	40,844	-	13,109
C274	Manufacture of electric lighting equipment	16,379	179,321	7,754	300,670	-	212,111

*Continued*

TABLE 9 - *Continued*

2009 PSIC Code	Region/ Industry Description	Book Value of Tangible Fixed Assets as of 31 December					
		ICT Machinery and Equipment	Specialized Industrial Machineries	General Industrial Machinery and Equipment	Other Machinery and Equipment	Valuables	Other Tangible Fixed Assets
		(6)	(7)	(8)	(9)	(10)	(11)
C275	Manufacture of domestic appliances	351	5,461	56,023	4,391	-	27,434
C279	Manufacture of other electrical equipment	81,651	492,461	277,845	-	-	130,839
C281	Manufacture of general purpose machinery	772,878	2,537,201	689,656	-	-	203,334
C282	Manufacture of special purpose machinery	88,095	3,287,537	1,592,780	12,767	-	170,015
C291	Manufacture of motor vehicles	78,556	2,424	2,592,033	446,212	37,937	3,037,571
C292	Manufacture of bodies (coachwork) for motor vehicles; manufacture of trailers and semi-trailers	-	635,061	869	14,449	-	5,511
C293	Manufacture of parts and accessories for motor vehicles	714,315	8,043,565	8,298,578	40,500	-	5,647,767
C301	Building of ships and boats	314	13,219	71	637,571	-	370
C303	Manufacture of air and spacecraft and related machinery	46,619	907,417	213,521	25	-	263,285
C309	Manufacture of transport equipment, n.e.c.						
C310	Manufacture of furniture	14,016	1,212,097	16,561	2,821	600	32,528
C321	Manufacture of jewelry, bijouterie and related articles	1,941	11,202	4,990	-	-	193
C323	Manufacture of sports goods	964	36,855	91,921	-	-	26,706
C324	Manufacture of games and toys	360	14,297	27,327	585	-	5,134
C325	Manufacture of medical and dental instruments and supplies	20,439	7,956,946	1,397,315	-	-	15,501
C329	Other manufacturing, n.e.c.	1,969	304,951	9,813	-	-	-
C331	Repair of fabricated metal products, machinery and equipment	2,720	2,043,523	38,911	-	465	6,251
	<b>MIMAROPA</b>	<b>25,260</b>	<b>38,813</b>	<b>256,555</b>	<b>41,016</b>	<b>225</b>	<b>26,755</b>
C101	Processing and preserving of meat	s	s	s	s	s	s
C103	Processing and preserving of fruits and vegetables	s	s	s	s	s	s
C104	Manufacture of vegetable and animal oils and fats	25	260	177,960	-	-	1,503
C105	Manufacture of dairy products	-	-	-	-	-	-
C106	Manufacture of grain mill products, starches and starch products	-	21,775	55,687	40,953	-	6,347
C107	Manufacture of other food products	11,313	7,400	7,744	-	-	18,291
C110	Manufacture of beverages	908	-	12,950	-	-	45
C131	Spinning, weaving and finishing of textiles	s	s	s	s	s	s
C142	Custom tailoring and dressmaking	-	213	9	-	38	-
C151	Tanning and dressing of leather; manufacture of luggage and handbags	s	s	s	s	s	s
C162	Manufacture of products of wood, cork, straw and plaiting materials	s	s	s	s	s	s
C181	Printing and service activities related to printing	12,735	-	23	-	-	-
C192	Manufacture of refined petroleum products	s	s	s	s	s	s
C201	Manufacture of basic chemicals	-	-	-	-	-	-
C202	Manufacture of other chemical products, n.e.c.						
C210	Manufacture of pharmaceuticals, medicinal chemical and botanical products	s	s	s	s	s	s

*Continued*

TABLE 9 - *Continued*

2009 PSIC Code	Region/ Industry Description	Book Value of Tangible Fixed Assets as of 31 December					
		ICT Machinery and Equipment	Specialized Industrial Machineries	General Industrial Machinery and Equipment	Other Machinery and Equipment	Valuables	Other Tangible Fixed Assets
		(6)	(7)	(8)	(9)	(10)	(11)
C222	Manufacture of plastic products	s	s	s	s	s	s
C239	Manufacture of non-metallic mineral products, n.e.c.	-	5,335	147	-	-	53
C242	Manufacture of basic precious and other non-ferrous metals	s	s	s	s	s	s
C259	Manufacture of other fabricated metal products; metal working service activities	-	2,689	950	-	-	36
C282	Manufacture of special purpose machinery	s	s	s	s	s	s
C310	Manufacture of furniture	-	319	219	-	-	-
C331	Repair of fabricated metal products, machinery and equipment	63	688	250	63	188	250
	<b>V - Bicol Region</b>	<b>66,977</b>	<b>8,952,241</b>	<b>2,869,062</b>	<b>36,081</b>	<b>9,758</b>	<b>724,979</b>
C101	Processing and preserving of meat	125	-	71,286	25,000	-	861
C102	Processing and preserving of fish, crustaceans and mollusks	822	200	49,243	-	-	10
C103	Processing and preserving of fruits and vegetables	-	-	-	-	-	18
C104	Manufacture of vegetable and animal oils and fats	542	353,538	25,726	3,607	949	4,978
C105	Manufacture of dairy products	2,110	-	7,071	4,183	-	-
C106	Manufacture of grain mill products, starches and starch products	31,443	198,926	83,513	2,756	8,269	33,124
C107	Manufacture of other food products	-	64,342	67,953	-	-	15,395
C108	Manufacture of prepared animal feeds	2,654	68,022	209,019	-	-	2,503
C110	Manufacture of beverages	17,944	-	710,341	-	-	134,587
C120	Manufacture of tobacco products	s	s	s	s	s	s
C131	Spinning, weaving and finishing of textiles	-	460	-	22	-	-
C139	Manufacture of other textiles	404	4,525	13,067	-	-	197
C141	Manufacture of wearing apparel, except fur apparel	54	6,253	215	-	35	-
C142	Custom tailoring and dressmaking						
C152	Manufacture of footwear	-	-	-	-	-	-
C162	Manufacture of products of wood, cork, straw and plaiting materials	184	401	-	-	485	-
C170	Manufacture of paper and paper products	s	s	s	s	s	s
C181	Printing and service activities related to printing	4,008	-	250,443	-	-	-
C192	Manufacture of refined petroleum products	s	s	s	s	s	s
C201	Manufacture of basic chemicals	-	-	18	-	-	-
C210	Manufacture of pharmaceuticals, medicinal chemical and botanical products	s	s	s	s	s	s
C231	Manufacture of glass and glass products	3,331	1,218,998	151,169	88	-	-
C239	Manufacture of non-metallic mineral products, n.e.c.						
C241	Manufacture of basic iron and steel	2,189	6,621,190	1,215,894	426	-	530,791
C242	Manufacture of basic precious and other non-ferrous metals						

*Continued*

TABLE 9 - *Continued*

2009 PSIC Code	Region/ Industry Description	Book Value of Tangible Fixed Assets as of 31 December					
		ICT Machinery and Equipment	Specialized Industrial Machineries	General Industrial Machinery and Equipment	Other Machinery and Equipment	Valuables	Other Tangible Fixed Assets
		(6)	(7)	(8)	(9)	(10)	(11)
C251	Manufacture of structural metal products, tanks, reservoirs and steam generators	918	3,898	-	-	-	739
C259	Manufacture of other fabricated metal products; metal working service activities	-	106	1,354	-	-	-
C282	Manufacture of special purpose machinery	-	-	425	-	-	-
C293	Manufacture of parts and accessories for motor vehicles	-	-	-	-	-	-
C310	Manufacture of furniture	-	4,789	-	-	-	798
C329	Other manufacturing, n.e.c.	112	91	21	-	20	-
C331	Repair of fabricated metal products, machinery and equipment	-	-	583	-	-	887
	<b>VI - Western Visayas</b>	<b>278,701</b>	<b>15,755,684</b>	<b>5,921,547</b>	<b>51,373</b>	<b>-</b>	<b>918,856</b>
C101	Processing and preserving of meat	216	824	10,648	-	-	160
C102	Processing and preserving of fish, crustaceans and mollusks	1,240	15,709	7,580	140	-	139
C103	Processing and preserving of fruits and vegetables	149	2,818	2,152	-	-	254
C104	Manufacture of vegetable and animal oils and fats	43	35,682	1,113	9	-	-
C105	Manufacture of dairy products	-	-	453	23	-	70
C106	Manufacture of grain mill products, starches and starch products	808	231,116	64,691	17,663	-	76,256
C107	Manufacture of other food products	90,553	12,171,769	2,903,907	15,670	-	550,046
C108	Manufacture of prepared animal feeds	591	526,665	98	-	-	721
C110	Manufacture of beverages	140,962	2,196,061	677,037	2,116	-	60,538
C131	Spinning, weaving and finishing of textiles	49	420	32	-	-	46
C139	Manufacture of other textiles	-	-	-	-	-	-
C141	Manufacture of wearing apparel, except fur apparel	5,148	980	10,361	188	-	1,747
C142	Custom tailoring and dressmaking	363	6,585	552	-	-	655
C161	Sawmilling and planing of wood	541	217	94,376	26	-	4,980
C162	Manufacture of products of wood, cork, straw and plaiting materials						
C170	Manufacture of paper and paper products						
C181	Printing and service activities related to printing	6,498	92,335	360	14,881	-	2,823
C199	Manufacture of other fuel products	s	s	s	s	s	s
C201	Manufacture of basic chemicals	15,792	40,670	2,065,501	-	-	182,945
C202	Manufacture of other chemical products, n.e.c.	-	15	-	-	-	8
C210	Manufacture of pharmaceuticals, medicinal chemical and botanical products	2,628	624	1,752	-	-	1,745
C222	Manufacture of plastic products	2,165	250,613	44,807	-	-	928
C231	Manufacture of glass and glass products	632	73,104	868	-	-	396
C239	Manufacture of non-metallic mineral products, n.e.c.						
C241	Manufacture of basic iron and steel						
C243	Casting of metals	210	15,114	812	-	-	1,078

*Continued*

TABLE 9 - *Continued*

2009 PSIC Code	Region/ Industry Description	Book Value of Tangible Fixed Assets as of 31 December					
		ICT Machinery and Equipment	Specialized Industrial Machineries	General Industrial Machinery and Equipment	Other Machinery and Equipment	Valuables	Other Tangible Fixed Assets
		(6)	(7)	(8)	(9)	(10)	(11)
C251	Manufacture of structural metal products, tanks, reservoirs and steam generators	3,452	20,010	10,262	-	-	1,131
C259	Manufacture of other fabricated metal products; metal working service activities	83	7,971	206	-	-	2,261
C273	Manufacture of wiring and wiring devices	s	s	s	s	s	s
C275	Manufacture of domestic appliances	s	s	s	s	s	s
C282	Manufacture of special purpose machinery	1,371	18,425	10,265	-	-	25,309
C310	Manufacture of furniture	4,460	36,097	10,897	658	-	3,235
C329	Other manufacturing, n.e.c.	329	918	305	-	-	158
C331	Repair of fabricated metal products, machinery and equipment	394	9,824	2,119	-	-	573
	<b>VII - Central Visayas</b>	<b>5,403,449</b>	<b>26,132,994</b>	<b>11,192,312</b>	<b>10,423,159</b>	<b>-</b>	<b>1,557,998</b>
C101	Processing and preserving of meat	399,328	565,670	537,353	817,877	-	16,324
C102	Processing and preserving of fish, crustaceans and mollusks	26,578	720,691	366,878	1,013	-	28,099
C103	Processing and preserving of fruits and vegetables	2,917	415,408	9,557	195,977	-	-
C104	Manufacture of vegetable and animal oils and fats	4,616	656,628	60,870	-	-	1,379
C105	Manufacture of dairy products	1,044	24,918	57,629	45	-	1,674
C106	Manufacture of grain mill products, starches and starch products	11,141	207,094	62,476	1,229	-	23,238
C107	Manufacture of other food products	42,668	3,164,085	352,112	11,454	-	64,245
C108	Manufacture of prepared animal feeds	55,656	844,864	43,021	755	-	43,431
C110	Manufacture of beverages	3,003,825	1,957,071	4,385,502	6,978	-	55,839
C131	Spinning, weaving and finishing of textiles	-	-	305	-	-	-
C139	Manufacture of other textiles	1,036	9,338	1,023	630	-	1,203
C141	Manufacture of wearing apparel, except fur apparel	33,341	173,945	43,476	32,366	-	140,852
C142	Custom tailoring and dressmaking	-	1,080	-	-	-	60
C151	Tanning and dressing of leather; manufacture of luggage and handbags	s	s	s	s	s	s
C152	Manufacture of footwear	1,821	4,285	16,577	10,615	-	2,074
C161	Sawmilling and planing of wood	24,910	9,269	19,518	2,556	-	6,388
C162	Manufacture of products of wood, cork, straw and plaiting materials						
C170	Manufacture of paper and paper products	1,798	75,299	128,625	54	-	19,303
C181	Printing and service activities related to printing	62,039	224,252	11,082	-	-	3,091
C199	Manufacture of other fuel products	-	-	-	-	-	-
C201	Manufacture of basic chemicals	84,611	198,964	12,584	3,516	-	13,436
C202	Manufacture of other chemical products, n.e.c.	103,880	87,828	209,008	15,680	-	18,956
C203	Manufacture of man-made fibers						
C210	Manufacture of pharmaceuticals, medicinal chemical and botanical products	1,625	3,448	4,319	-	-	667

*Continued*



TABLE 9 - *Continued*

2009 PSIC Code	Region/ Industry Description	Book Value of Tangible Fixed Assets as of 31 December					
		ICT Machinery and Equipment	Specialized Industrial Machineries	General Industrial Machinery and Equipment	Other Machinery and Equipment	Valuables	Other Tangible Fixed Assets
		(6)	(7)	(8)	(9)	(10)	(11)
C221	Manufacture of rubber products	678	521,652	19,524	-	-	127,008
C222	Manufacture of plastic products	112,366	927,552	126,713	64,377	-	48,275
C231	Manufacture of glass and glass products	1,323	22,212	319,062	-	-	8,713
C239	Manufacture of non-metallic mineral products, n.e.c.	11,883	1,670,968	897,656	7,367,242	-	269,773
C241	Manufacture of basic iron and steel	}	}	}	}	}	}
C242	Manufacture of basic precious and other non-ferrous metals						
C243	Casting of metals						
C251	Manufacture of structural metal products, tanks, reservoirs and steam generators	3,057	215,081	187	90	-	2,511
C252	Manufacture of weapons and ammunition	s	s	s	s	s	s
C259	Manufacture of other fabricated metal products; metal working service activities	935,399	68,266	45,857	52,121	-	10,138
C261	Manufacture of electronic components	69,468	4,643,250	681,329	507,910	-	419,740
C262	Manufacture of computers and peripheral equipment and accessories	}	}	}	}	}	}
C263	Manufacture of communication equipment						
C265	Manufacture of measuring, testing, navigating and control equipment; watches and clocks						
C267	Manufacture of optical instruments and photographic equipment	51,067	29,394	23,545	5,942	-	994
C271	Manufacture of electric motors, generators, transformers and electricity distribution and control apparatus	32,910	87,318	313,611	3,661	-	30,583
C273	Manufacture of wiring and wiring devices	3,366	170,574	1,007	-	-	1,853
C274	Manufacture of electric lighting equipment	s	s	s	s	s	s
C275	Manufacture of domestic appliances	514	1,113	4,898	92	-	656
C281	Manufacture of general purpose machinery	1,588	4,675	10,393	-	-	102
C282	Manufacture of special purpose machinery	4,779	90,462	122,274	-	-	16,439
C291	Manufacture of motor vehicles	2,436	38,107	-	-	-	636
C292	Manufacture of motor vehicles	1,889	-	17,729	-	-	2,760
C292	Manufacture of bodies (coachwork) for motor vehicles; manufacture of trailers and semi-trailers	}	}	}	}	}	}
C293	Manufacture of parts and accessories for motor vehicles						
C301	Building of ships and boats						
C309	Manufacture of transport equipment, n.e.c.	23,375	42,618	272,640	11,019	-	5,868
C310	Manufacture of furniture	s	s	s	s	s	s
C321	Manufacture of jewelry, bijouterie and related articles	109,818	62,736	140,186	291,894	-	61,350
C322	Manufacture of musical instruments	9,255	38,570	3,684	6,061	-	7,077
C323	Manufacture of sports goods	s	s	s	s	s	s
C324	Manufacture of games and toys	s	s	s	s	s	s
C325	Manufacture of medical and dental instruments and supplies	28	183	1,682	-	-	354
C329	Other manufacturing, n.e.c.	14,210	602,263	124,256	74	-	2
		3,177	9,022	99	800	-	972

*Continued*

TABLE 9 - *Continued*

2009 PSIC Code	Region/ Industry Description	Book Value of Tangible Fixed Assets as of 31 December					
		ICT Machinery and Equipment	Specialized Industrial Machineries	General Industrial Machinery and Equipment	Other Machinery and Equipment	Valuables	Other Tangible Fixed Assets
		(6)	(7)	(8)	(9)	(10)	(11)
C331	Repair of fabricated metal products, machinery and equipment	14,079	56,597	760,132	979,210	-	43,190
	<b>VIII - Eastern Visayas</b>	<b>92,048</b>	<b>16,998,789</b>	<b>2,153,971</b>	<b>93,981</b>	<b>-</b>	<b>1,279,763</b>
C101	Processing and preserving of meat	s	s	s	s	s	s
C102	Processing and preserving of fish, crustaceans and mollusks	815	28,886	1,010	-	-	706
C103	Processing and preserving of fruits and vegetables	s	s	s	s	s	s
C104	Manufacture of vegetable and animal oils and fats	179	103,080	17,972	80,121	-	9,772
C106	Manufacture of grain mill products, starches and starch products	544	82,331	54,854	10,456	-	49,348
C107	Manufacture of other food products	76,469	562,917	509,699	-	-	137,040
C110	Manufacture of beverages	583	249,161	39,549	2,750	-	16,394
C139	Manufacture of other textiles	s	s	s	s	s	s
C142	Custom tailoring and dressmaking	-	420	-	497	-	-
C162	Manufacture of products of wood, cork, straw and plaiting materials	s	s	s	s	s	s
C170	Manufacture of paper and paper products	-	44,336	10,102	-	-	-
C181	Printing and service activities related to printing	8,457	15,816	9,931	-	-	1,959
C192	Manufacture of refined petroleum products	s	s	s	s	s	s
C201	Manufacture of basic chemicals	2,616	29,188	1,487,906	-	-	148
C202	Manufacture of other chemical products, n.e.c.						
C210	Manufacture of pharmaceuticals, medicinal chemical and botanical products	s	s	s	s	s	s
C221	Manufacture of rubber products	-	-	-	-	-	-
C222	Manufacture of plastic products	s	s	s	s	s	s
C231	Manufacture of glass and glass products	465	456	13,297	-	-	635
C239	Manufacture of non-metallic mineral products, n.e.c.	-	14,027	-	-	-	3,523
C242	Manufacture of basic precious and other non-ferrous metals	s	s	s	s	s	s
C243	Casting of metals	s	s	s	s	s	s
C251	Manufacture of structural metal products, tanks, reservoirs and steam generators	s	s	s	s	s	s
C259	Manufacture of other fabricated metal products; metal working service activities	1,248	1,009	63	-	-	93
C273	Manufacture of wiring and wiring devices	s	s	s	s	s	s
C282	Manufacture of special purpose machinery	s	s	s	s	s	s
C310	Manufacture of furniture	-	3,687	60	-	-	3
C329	Other manufacturing, n.e.c.	-	129	166	158	-	3
C331	Repair of fabricated metal products, machinery and equipment	154	905	910	-	-	-

*Continued*

TABLE 9 - *Continued*

2009 PSIC Code	Region/ Industry Description	Book Value of Tangible Fixed Assets as of 31 December					
		ICT Machinery and Equipment	Specialized Industrial Machineries	General Industrial Machinery and Equipment	Other Machinery and Equipment	Valuables	Other Tangible Fixed Assets
		(6)	(7)	(8)	(9)	(10)	(11)
	<b>IX - Zamboanga Peninsula</b>	<b>315,218</b>	<b>1,990,431</b>	<b>1,822,654</b>	<b>235,684</b>	<b>-</b>	<b>182,880</b>
C101	Processing and preserving of meat	3,214	740	2,617	-	-	2,689
C102	Processing and preserving of fish, crustaceans and mollusks	22,180	1,006,420	137,630	14,130	-	29,654
C103	Processing and preserving of fruits and vegetables	s	s	s	s	s	s
C104	Manufacture of vegetable and animal oils and fats	-	404,191	11,308	-	-	-
C105	Manufacture of dairy products	s	s	s	s	s	s
C106	Manufacture of grain mill products, starches and starch products	-	123,289	50,063	-	-	890
C107	Manufacture of other food products	244,526	59,460	144,959	2,120	-	28,324
C108	Manufacture of prepared animal feeds	-	-	-	-	-	-
C110	Manufacture of beverages	16	280,095	851,324	219,275	-	115,356
C142	Custom tailoring and dressmaking	231	1,000	608	-	-	90
C161	Sawmilling and planing of wood						
C162	Manufacture of products of wood, cork, straw and plaiting materials	-	8,162	-	-	-	287
C181	Printing and service activities related to printing	8,521	-	93,366	-	-	1,563
C202	Manufacture of other chemical products, n.e.c.	s	s	s	s	s	s
C221	Manufacture of rubber products	3,859	27,014	227	-	-	511
C222	Manufacture of plastic products	180	25,021	3,782	93	-	49
C231	Manufacture of glass and glass products						
C239	Manufacture of non-metallic mineral products, n.e.c.	1,578	80	7,891	-	-	294
C241	Manufacture of basic iron and steel	s	s	s	s	s	s
C251	Manufacture of structural metal products, tanks, reservoirs and steam generators	s	s	s	s	s	s
C259	Manufacture of other fabricated metal products; metal working service activities	16,028	33,581	507,976	-	-	74
C301	Building of ships and boats	s	s	s	s	s	s
C310	Manufacture of furniture	7,689	8,952	5,995	-	-	149
C324	Manufacture of games and toys						
C329	Other manufacturing, n.e.c.	65	-	129	-	-	-
C331	Repair of fabricated metal products, machinery and equipment	5,951	7,112	77	65	-	1,784
	<b>X - Northern Mindanao</b>	<b>3,857,430</b>	<b>18,580,018</b>	<b>3,301,357</b>	<b>340,290</b>	<b>8,687</b>	<b>820,492</b>
C101	Processing and preserving of meat	11,957	2,189	109,957	9,672	-	473
C102	Processing and preserving of fish, crustaceans and mollusks	s	s	s	s	s	s
C103	Processing and preserving of fruits and vegetables	3,525	2,304	6,637	156	-	2,541
C104	Manufacture of vegetable and animal oils and fats	12,203	1,133,431	205,850	3,750	-	16,663
C105	Manufacture of dairy products	6,561	300	286,583	218,321	-	9

*Continued*

TABLE 9 - *Continued*

2009 PSIC Code	Region/ Industry Description	Book Value of Tangible Fixed Assets as of 31 December					
		ICT Machinery and Equipment	Specialized Industrial Machineries	General Industrial Machinery and Equipment	Other Machinery and Equipment	Valuables	Other Tangible Fixed Assets
		(6)	(7)	(8)	(9)	(10)	(11)
C106	Manufacture of grain mill products, starches and starch products	2,116,755	735,864	593,979	-	-	33,299
C107	Manufacture of other food products	294,620	2,648,542	378,057	5,471	-	66,169
C108	Manufacture of prepared animal feeds	-	6,384	-	-	-	-
C110	Manufacture of beverages	283,703	7,679,009	415,680	-	-	505,953
C139	Manufacture of other textiles	s	s	s	s	s	s
C141	Manufacture of wearing apparel, except fur apparel	12,909	642	-	4,303	-	18
C142	Custom tailoring and dressmaking	40	7,667	-	-	-	600
C152	Manufacture of footwear	s	s	s	s	s	s
C161	Sawmilling and planing of wood	480	21,971	641	-	-	-
C162	Manufacture of products of wood, cork, straw and plaiting materials	2,509	5,644	6,651	-	-	2,318
C170	Manufacture of paper and paper products	11,462	41,755	-	-	-	-
C181	Printing and service activities related to printing	362,640	-	3,250	83,370	-	3,028
C192	Manufacture of refined petroleum products	s	s	s	s	s	s
C201	Manufacture of basic chemicals	-	5,419,440	314,756	4,227	-	139,456
C202	Manufacture of other chemical products, n.e.c.	40,833	295,557	127,319	-	-	21,414
C210	Manufacture of pharmaceuticals, medicinal chemical and botanical products	s	s	s	s	s	s
C221	Manufacture of rubber products	s	s	s	s	s	s
C222	Manufacture of plastic products	-	14,150	10,391	-	-	2,617
C231	Manufacture of glass and glass products	5,427	185,516	300	-	-	1,315
C239	Manufacture of non-metallic mineral products, n.e.c.						
C241	Manufacture of basic iron and steel	676,038	163,965	372,189	1,717	-	3,808
C243	Casting of metals	s	s	s	s	s	s
C251	Manufacture of structural metal products, tanks, reservoirs and steam generators	-	-	967	-	-	245
C252	Manufacture of weapons and ammunition	-	-	-	-	-	-
C259	Manufacture of other fabricated metal products; metal working service activities	6,667	16,966	5,960	2,000	-	133
C282	Manufacture of special purpose machinery	3,371	29,175	448,030	-	-	13,564
C291	Manufacture of motor vehicles	-	-	2,447	-	-	553
C292	Manufacture of bodies (coachwork) for motor vehicles; manufacture of trailers and semi-trailers	s	s	s	s	s	s
C310	Manufacture of furniture	961	2,716	2,686	385	-	1,277
C321	Manufacture of jewelry, bijouterie and related articles	262	50	412	-	-	-
C324	Manufacture of games and toys						
C325	Manufacture of medical and dental instruments and supplies						
C329	Other manufacturing, n.e.c.						
C331	Repair of fabricated metal products, machinery and equipment	790	718	1,487	-	-	541
		1,581	65,533	3,215	348	-	326

*Continued*

TABLE 9 - *Continued*

2009 PSIC Code	Region/ Industry Description	Book Value of Tangible Fixed Assets as of 31 December					
		ICT Machinery and Equipment	Specialized Industrial Machineries	General Industrial Machinery and Equipment	Other Machinery and Equipment	Valuables	Other Tangible Fixed Assets
		(6)	(7)	(8)	(9)	(10)	(11)
	<b>XI - Davao Region</b>	<b>632,775</b>	<b>34,199,140</b>	<b>5,948,230</b>	<b>4,442,582</b>	<b>217</b>	<b>1,502,090</b>
C101	Processing and preserving of meat	248,852	64,152	42,914	14,730	-	968,436
C102	Processing and preserving of fish, crustaceans and mollusks	4,348	26,197	22,551	-	-	3,602
C103	Processing and preserving of fruits and vegetables	1,496	62,609	386,615	4,001	-	2,261
C104	Manufacture of vegetable and animal oils and fats	18,286	1,876,849	269,720	1,130,690	-	34,177
C105	Manufacture of dairy products	-	2,067	-	-	-	-
C106	Manufacture of grain mill products, starches and starch products	9,281	126,936	37,215	2,710	-	2,551
C107	Manufacture of other food products	12,450	881,230	2,277,969	12,064	-	10,718
C108	Manufacture of prepared animal feeds	4,546	298,006	71,775	45,049	-	23,724
C110	Manufacture of beverages	96,573	23,654,087	419,545	15,462	-	55,262
C120	Manufacture of tobacco products	s	s	s	s	s	s
C131	Spinning, weaving and finishing of textiles	188	2,700	978	-	-	14
C139	Manufacture of other textiles	832	12,544	2,977	-	-	71
C141	Manufacture of wearing apparel, except fur apparel	-	-	1,276	-	-	-
C142	Custom tailoring and dressmaking	188	-	2,713	-	-	-
C152	Manufacture of footwear	105	-	70	-	-	-
C161	Sawmilling and planing of wood						
C162	Manufacture of products of wood, cork, straw and plaiting materials	41,415	213,755	7,306	-	-	1,854
C170	Manufacture of paper and paper products	3,268	896,203	493,314	-	-	250,568
C181	Printing and service activities related to printing	115,103	5,151,238	32,984	263,885	-	12,973
C192	Manufacture of refined petroleum products	s	s	s	s	s	s
C201	Manufacture of basic chemicals	2,852	115,319	16,269	7,770	-	3,867
C202	Manufacture of other chemical products, n.e.c.	1,926	81,734	121,890	-	-	2,857
C210	Manufacture of pharmaceuticals, medicinal chemical and botanical products	-	2,100	-	-	-	82
C221	Manufacture of rubber products	-	9,513	192	-	-	272
C222	Manufacture of plastic products	32,661	235,184	1,583,379	722,197	-	30,753
C231	Manufacture of glass and glass products	1,243	1,887	867	5,723	-	67
C239	Manufacture of non-metallic mineral products, n.e.c.	1,438	37,269	29,123	2,216,859	-	49,718
C241	Manufacture of basic iron and steel	5,921	109,347	46,960	715	-	1,838
C242	Manufacture of basic precious and other non-ferrous metals	-	90,778	285	-	-	8,242
C243	Casting of metals	s	s	s	s	s	s
C251	Manufacture of structural metal products, tanks, reservoirs and steam generators	394	42,708	93	-	-	7,344
C252	Manufacture of weapons and ammunition	s	s	s	s	s	s
C259	Manufacture of other fabricated metal products; metal working service activities	12,524	51,097	8,459	-	-	19,082

*Continued*

TABLE 9 - *Continued*

2009 PSIC Code	Region/ Industry Description	Book Value of Tangible Fixed Assets as of 31 December					
		ICT Machinery and Equipment	Specialized Industrial Machineries	General Industrial Machinery and Equipment	Other Machinery and Equipment	Valuables	Other Tangible Fixed Assets
		(6)	(7)	(8)	(9)	(10)	(11)
C265	Manufacture of measuring, testing, navigating and control equipment; watches and clocks	s	s	s	s	s	s
C275	Manufacture of domestic appliances	s	s	s	s	s	s
C279	Manufacture of other electrical equipment	s	s	s	s	s	s
C281	Manufacture of general purpose machinery	2,726	5,841	328	-	-	2,359
C282	Manufacture of special purpose machinery	120	779	680	-	-	2
C291	Manufacture of motor vehicles	s	s	s	s	s	s
C293	Manufacture of parts and accessories for motor vehicles	s	s	s	s	s	s
C301	Building of ships and boats	427	11,229	5,956	-	-	158
C309	Manufacture of transport equipment, n.e.c.						
C310	Manufacture of furniture	2,008	124,635	-	726	217	2,929
C321	Manufacture of jewelry, bijouterie and related articles	s	s	s	s	s	s
C329	Other manufacturing, n.e.c.	151	-	496	-	-	30
C331	Repair of fabricated metal products, machinery and equipment	8,192	3,200	486	-	-	6,134
	<b>XII - SOCCSKSARGEN</b>	<b>282,433</b>	<b>5,784,172</b>	<b>4,739,827</b>	<b>3,475,595</b>	<b>487</b>	<b>632,366</b>
C101	Processing and preserving of meat	9,432	116,845	39,565	5,250	-	3,739
C102	Processing and preserving of fish, crustaceans and mollusks	197,730	113,137	1,428,922	37,714	-	90,340
C103	Processing and preserving of fruits and vegetables	5,461	10	1,398,725	-	2	436,868
C104	Manufacture of vegetable and animal oils and fats	17,756	1,765,682	418,183	-	-	2,357
C105	Manufacture of dairy products	s	s	s	s	s	s
C106	Manufacture of grain mill products, starches and starch products	2,836	82,027	29,219	-	-	8,899
C107	Manufacture of other food products	3,569	930,629	82,685	-	-	47,471
C108	Manufacture of prepared animal feeds	2,077	244,259	11,678	324	-	713
C110	Manufacture of beverages	-	6,514	650	-	-	49
C131	Spinning, weaving and finishing of textiles	185	4,113	35	162	-	190
C139	Manufacture of other textiles						
C141	Manufacture of wearing apparel, except fur apparel	192	1,227	291	-	-	200
C142	Custom tailoring and dressmaking	225	1,697	112	-	-	589
C152	Manufacture of footwear	-	-	-	-	-	-
C161	Sawmilling and planing of wood	-	107	460	-	-	30
C162	Manufacture of products of wood, cork, straw and plaiting materials	124	4,912	3,918	-	-	33
C170	Manufacture of paper and paper products	s	s	s	s	s	s
C181	Printing and service activities related to printing	23,671	-	1,984	3,422,114	-	25,640
C192	Manufacture of refined petroleum products	s	s	s	s	s	s
C201	Manufacture of basic chemicals	1,557	104,285	10,595	-	-	1,026
C202	Manufacture of other chemical products, n.e.c.	45	-	-	-	-	15

*Continued*

TABLE 9 - *Continued*

2009 PSIC Code	Region/ Industry Description	Book Value of Tangible Fixed Assets as of 31 December					
		ICT Machinery and Equipment	Specialized Industrial Machineries	General Industrial Machinery and Equipment	Other Machinery and Equipment	Valuables	Other Tangible Fixed Assets
		(6)	(7)	(8)	(9)	(10)	(11)
C210	Manufacture of pharmaceuticals, medicinal chemical and botanical products	s	s	s	s	s	s
C221	Manufacture of rubber products	817	37,789	1,114	-	-	650
C222	Manufacture of plastic products	s	s	s	s	s	s
C231	Manufacture of glass and glass products	1,795	80,016	7,041	1,920	-	1,564
C239	Manufacture of non-metallic mineral products, n.e.c.						
C241	Manufacture of basic iron and steel	38	557	76	-	-	70
C243	Casting of metals	s	s	s	s	s	s
C251	Manufacture of structural metal products, tanks, reservoirs and steam generators	191	9,363	240	-	474	478
C259	Manufacture of other fabricated metal products; metal working service activities	6,666	714,305	1,203,421	8,112	-	3,549
C282	Manufacture of special purpose machinery	-	1,886	21	-	11	11
C301	Building of ships and boats	275	197,590	8	-	-	800
C309	Manufacture of transport equipment, n.e.c.						
C310	Manufacture of furniture	450	5,606	5,896	-	-	465
C323	Manufacture of sports goods	s	s	s	s	s	s
C331	Repair of fabricated metal products, machinery and equipment	5,572	1,311,610	91,756	-	-	3,488
	<b>XIII - Caraga</b>	<b>104,978</b>	<b>41,875,737</b>	<b>1,203,079</b>	<b>314,013</b>	<b>-</b>	<b>11,497,355</b>
C101	Processing and preserving of meat	1,228	-	55,157	1	-	-
C102	Processing and preserving of fish, crustaceans and mollusks	s	s	s	s	s	s
C103	Processing and preserving of fruits and vegetables	s	s	s	s	s	s
C104	Manufacture of vegetable and animal oils and fats	19,399	29,255	779,871	2,882	-	84,757
C106	Manufacture of grain mill products, starches and starch products	239	15,241	-	-	-	1,359
C107	Manufacture of other food products	6,879	83,341	151,456	22,250	-	11,745
C108	Manufacture of prepared animal feeds	s	s	s	s	s	s
C110	Manufacture of beverages	52,500	1,224	18,442	11,458	-	63
C139	Manufacture of other textiles	s	s	s	s	s	s
C142	Custom tailoring and dressmaking	634	36	-	-	-	-
C152	Manufacture of footwear	-	-	-	-	-	-
C161	Sawmilling and planing of wood	160	50,315	133	4,551	-	1,902
C162	Manufacture of products of wood, cork, straw and plaiting materials	4,499	243,433	128,619	-	-	31,119
C181	Printing and service activities related to printing	16,103	-	9,441	95	-	2,470
C199	Manufacture of other fuel products	-	-	-	-	-	-
C201	Manufacture of basic chemicals	23	2,274	4,664	1,448	-	330
C202	Manufacture of other chemical products, n.e.c.						
C221	Manufacture of rubber products	s	s	s	s	s	s

*Continued*

TABLE 9 - *Concluded*

2009 PSIC Code	Region/ Industry Description	Book Value of Tangible Fixed Assets as of 31 December					
		ICT Machinery and Equipment	Specialized Industrial Machineries	General Industrial Machinery and Equipment	Other Machinery and Equipment	Valuables	Other Tangible Fixed Assets
		(6)	(7)	(8)	(9)	(10)	(11)
C231	Manufacture of glass and glass products	-	342	47,073	238,001	-	20,833
C239	Manufacture of non-metallic mineral products, n.e.c.						
C241	Manufacture of basic iron and steel						
C242	Manufacture of basic precious and other non-ferrous metals	-	41,324,004	-	-	-	11,340,919
C251	Manufacture of structural metal products, tanks, reservoirs and steam generators	-	5,835	-	-	-	471
C259	Manufacture of other fabricated metal products; metal working service activities						
C282	Manufacture of special purpose machinery						
C301	Building of ships and boats	s	s	s	s	s	s
C309	Manufacture of transport equipment, n.e.c.	s	s	s	s	s	s
C310	Manufacture of furniture	1,000	605	4,000	-	-	234
C321	Manufacture of jewelry, bijouterie and related articles	-	385	350	-	-	144
C324	Manufacture of games and toys	22	8	157	-	-	49
C329	Other manufacturing, n.e.c.						
C331	Repair of fabricated metal products, machinery and equipment	-	47,675	2,804	155	-	829
<b>Autonomous Region in Muslim Mindanao</b>		<b>3,008</b>	<b>71,209</b>	<b>978,367</b>	<b>1,020,190</b>	<b>-</b>	<b>23,587</b>
C101	Processing and preserving of meat	s	s	s	s	s	s
C104	Manufacture of vegetable and animal oils and fats	s	s	s	s	s	s
C106	Manufacture of grain mill products, starches and starch products	2,613	272	602,086	1,020,188	-	124
C107	Manufacture of other food products	-	1,274	825	-	-	-
C108	Manufacture of prepared animal feeds	s	s	s	s	s	s
C110	Manufacture of beverages	-	315	-	-	-	-
C142	Custom tailoring and dressmaking	s	s	s	s	s	s
C221	Manufacture of rubber products	s	s	s	s	s	s
C239	Manufacture of non-metallic mineral products, n.e.c.	s	s	s	s	s	s
C301	Building of ships and boats	s	s	s	s	s	s
C310	Manufacture of furniture	s	s	s	s	s	s

- zero value

} Combined data

s Suppressed data

Notes: Values are in thousand pesos, except number of establishments.

Details may not add-up to total due to rounding and/or statistical disclosure control.

Source: Philippine Statistics Authority, 2019 Annual Survey of Philippine Business and Industry (Final Results)



Table 10. Number of Establishments and Book Value of Intangible Assets by Type for Manufacturing Establishments by Region and Industry Group: Philippines, 2019

2009 PSIC Code	Region/ Industry Description	Number of Establishments	Book Value of Intangible Assets as of 31 December					
			Total	Intangible Non-Produced Assets	Computer Software and Databases	Entertainment, Literary and Artistic Originals	Research and Development	Other Intangible Assets
		(1)	(2)	(3)	(4)	(5)	(6)	(7)
	Philippines	24,270	122,020,911	112,412,199	8,119,295	34,802	392,691	323,858
C101	Processing and preserving of meat	294	22,756	9	22,747	-	-	-
C102	Processing and preserving of fish, crustaceans and mollusks	225	52,353	4,264	48,090	-	-	-
C103	Processing and preserving of fruits and vegetables	144	8,564	92	8,471	-	-	-
C104	Manufacture of vegetable and animal oils and fats	136	69,972	1,820	25,803	-	-	42,350
C105	Manufacture of dairy products	89	57,809,118	57,055,052	593,271	-	-	160,795
C106	Manufacture of grain mill products, starches and starch products	1,218	13,864	4	13,860	-	-	-
C107	Manufacture of other food products	7,739	444,627	3,588	436,028	-	2,420	2,590
C108	Manufacture of prepared animal feeds	196	7,853	2,415	5,439	-	-	-
C110	Manufacture of beverages	2,637	51,073,748	51,063,050	10,698	-	-	-
C120	Manufacture of tobacco products	19	282,322	280,576	150	-	1,596	-
C131	Spinning, weaving and finishing of textiles	109	-	-	-	-	-	-
C139	Manufacture of other textiles	254	2,344	-	2,344	-	-	-
C141	Manufacture of wearing apparel, except fur apparel	849	33,504	-	33,501	-	-	3
C142	Custom tailoring and dressmaking	500	-	-	-	-	-	-
C143	Manufacture of knitted and crocheted apparel	19	-	-	-	-	-	-
C151	Tanning and dressing of leather; manufacture of luggage and handbags	46	-	-	-	-	-	-
C152	Manufacture of footwear	148	6,259	-	6,259	-	-	-
C161	Sawmilling and planing of wood	48	4,349	-	4,349	-	-	-
C162	Manufacture of products of wood, cork, straw and plaiting materials	290	2,289	702	1,587	-	-	-
C170	Manufacture of paper and paper products	361	347,511	253	13,406	-	306,077	27,775
C181	Printing and service activities related to printing	2,113	2,691	-	2,543	148	-	-
C182	Reproduction of recorded media	6	-	-	-	-	-	-
C192	Manufacture of refined petroleum products	26	167	-	167	-	-	-
C199	Manufacture of other fuel products	7	-	-	-	-	-	-
C201	Manufacture of basic chemicals	196	55,065	48,061	6,752	-	-	140
C202	Manufacture of other chemical products, n.e.c.	390	1,850,598	1,821,017	15,039	-	1,000	13,542
C203	Manufacture of man-made fibers	3	-	-	-	-	-	-
C210	Manufacture of pharmaceuticals, medicinal chemical and botanical products	121	11,263	6	11,229	-	28	-
C221	Manufacture of rubber products	147	15,995	-	15,995	-	-	-
C222	Manufacture of plastic products	820	11,403	2,434	8,969	-	-	-
C231	Manufacture of glass and glass products	92	71,065	-	70,996	-	62	7
C239	Manufacture of non-metallic mineral products, n.e.c.	654	499,568	23,551	98,316	-	-	-
C241	Manufacture of basic iron and steel	299	3,679,148	244,503	3,399,991	34,654	-	-
C242	Manufacture of basic precious and other non-ferrous metals	33	1,600,161	1,558	1,529,969	-	-	68,634

Continued

TABLE 10 - *Continued*

2009 PSIC Code	Region/ Industry Description	Number of Establishments	Book Value of Intangible Assets as of 31 December					
			Total	Intangible Non-Produced Assets	Computer Software and Databases	Entertainment, Literary and Artistic Originals	Research and Development	Other Intangible Assets
		(1)	(2)	(3)	(4)	(5)	(6)	(7)
C243	Casting of metals	52	22,000	-	22,000	-	-	-
C251	Manufacture of structural metal products, tanks, reservoirs and steam generators	428	811,372	169,633	279,456	-	-	2,786
C252	Manufacture of weapons and ammunition	14	-	-	-	-	-	-
C259	Manufacture of other fabricated metal products; metal working service activities	761	246,647	-	246,509	-	-	137
C261	Manufacture of electronic components	145	993,427	534,283	458,894	-	250	-
C262	Manufacture of computers and peripheral equipment and accessories	32	217,611	214,379	3,232	-	-	-
C263	Manufacture of communication equipment	12	1,142	-	1,142	-	-	-
C264	Manufacture of consumer electronics	18	112	-	112	-	-	-
C265	Manufacture of measuring, testing, navigating and control equipment; watches and clocks	21	11,302	-	11,302	-	-	-
C267	Manufacture of optical instruments and photographic equipment	21	19,094	-	18,338	-	-	-
C271	Manufacture of electric motors, generators, transformers and electricity distribution and control apparatus	56	11,359	-	11,359	-	-	-
C272	Manufacture of batteries and accumulators	11	-	-	-	-	-	-
C273	Manufacture of wiring and wiring devices	57	111,677	46,822	64,854	-	-	-
C274	Manufacture of electric lighting equipment	38	5,930	120	5,810	-	-	-
C275	Manufacture of domestic appliances	44	4,486	-	4,486	-	-	-
C279	Manufacture of other electrical equipment	24	78	-	78	-	-	-
C281	Manufacture of general purpose machinery	132	114,959	-	28,704	-	81,258	4,998
C282	Manufacture of special purpose machinery	210	26,687	12,759	13,927	-	-	-
C291	Manufacture of motor vehicles	41	204,380	-	204,380	-	-	-
C292	Manufacture of bodies (coachwork) for motor vehicles; manufacture of trailers and semi-trailers	27	9,956	-	9,956	-	-	-
C293	Manufacture of parts and accessories for motor vehicles	115	921,227	796,091	125,136	-	-	-
C301	Building of ships and boats	32	3,876	-	3,876	-	-	-
C303	Manufacture of air and spacecraft and related machinery	9	-	-	-	-	-	-
C309	Manufacture of transport equipment, n.e.c.	73	81,553	75	81,478	-	-	-
C310	Manufacture of furniture	717	48,011	-	48,011	-	-	-
C321	Manufacture of jewelry, bijouterie and related articles	77	101	101	-	-	-	-
C322	Manufacture of musical instruments	3	-	-	-	-	-	-
C323	Manufacture of sports goods	23	-	-	-	-	-	-
C324	Manufacture of games and toys	31	1,395	-	1,395	-	-	-
C325	Manufacture of medical and dental instruments and supplies	48	171,159	84,351	86,709	-	-	100
C329	Other manufacturing, n.e.c.	214	1,865	-	1,865	-	-	-
C331	Repair of fabricated metal products, machinery and equipment	551	949	631	319	-	-	-
C332	Installation of industrial machinery and equipment	8	-	-	-	-	-	-

*Continued*

TABLE 10 - *Continued*

2009 PSIC Code	Region/ Industry Description	Number of Establishments	Book Value of Intangible Assets as of 31 December					
			Total	Intangible Non-Produced Assets	Computer Software and Databases	Entertainment, Literary and Artistic Originals	Research and Development	Other Intangible Assets
		(1)	(2)	(3)	(4)	(5)	(6)	(7)
	<b>National Capital Region</b>	<b>6,369</b>	<b>18,289,320</b>	<b>17,644,361</b>	<b>304,415</b>	<b>-</b>	<b>306,077</b>	<b>34,467</b>
C101	Processing and preserving of meat	37	-	-	-	-	-	-
C102	Processing and preserving of fish, crustaceans and mollusks	38	-	-	-	-	-	-
C103	Processing and preserving of fruits and vegetables	42	211	-	211	-	-	-
C104	Manufacture of vegetable and animal oils and fats	18	-	-	-	-	-	-
C105	Manufacture of dairy products	26	15,074,421	15,003,148	71,272	-	-	-
C106	Manufacture of grain mill products, starches and starch products	18	1,157	-	1,157	-	-	-
C107	Manufacture of other food products	1,093	9,135	1,130	8,006	-	-	-
C108	Manufacture of prepared animal feeds	12	-	-	-	-	-	-
C110	Manufacture of beverages	628	697,084	697,084	-	-	-	-
C120	Manufacture of tobacco products	6	-	-	-	-	-	-
C131	Spinning, weaving and finishing of textiles	42	-	-	-	-	-	-
C139	Manufacture of other textiles	128	600	-	600	-	-	-
C141	Manufacture of wearing apparel, except fur apparel	362	29,205	-	29,205	-	-	-
C142	Custom tailoring and dressmaking	156	-	-	-	-	-	-
C143	Manufacture of knitted and crocheted apparel	15	-	-	-	-	-	-
C151	Tanning and dressing of leather; manufacture of luggage and handbags	28	-	-	-	-	-	-
C152	Manufacture of footwear	78	-	-	-	-	-	-
C161	Sawmilling and planing of wood	9	-	-	-	-	-	-
C162	Manufacture of products of wood, cork, straw and plaiting materials	49	-	-	-	-	-	-
C170	Manufacture of paper and paper products	205	334,671	253	565	-	306,077	27,775
C181	Printing and service activities related to printing	999	1,901	-	1,901	-	-	-
C182	Reproduction of recorded media	4	-	-	-	-	-	-
C192	Manufacture of refined petroleum products	10	-	-	-	-	-	-
C199	Manufacture of other fuel products							
C201	Manufacture of basic chemicals	66	-	-	-	-	-	-
C202	Manufacture of other chemical products, n.e.c.	198	1,692,114	1,683,323	8,791	-	-	-
C203	Manufacture of man-made fibers							
C210	Manufacture of pharmaceuticals, medicinal chemical and botanical products	47	-	-	-	-	-	-
C221	Manufacture of rubber products	69	-	-	-	-	-	-
C222	Manufacture of plastic products	439	2,528	-	2,528	-	-	-
C231	Manufacture of glass and glass products	29	-	-	-	-	-	-
C239	Manufacture of non-metallic mineral products, n.e.c.	89	651	651	-	-	-	-
C241	Manufacture of basic iron and steel	100	244,524	244,503	21	-	-	-
C242	Manufacture of basic precious and other non-ferrous metals	6	65,925	-	59,333	-	-	6,593
C243	Casting of metals	20	-	-	-	-	-	-

*Continued*

TABLE 10 - *Continued*

2009 PSIC Code	Region/ Industry Description	Number of Establishments	Book Value of Intangible Assets as of 31 December					
			Total	Intangible Non-Produced Assets	Computer Software and Databases	Entertainment, Literary and Artistic Originals	Research and Development	Other Intangible Assets
			(1)	(2)	(3)	(4)	(5)	(6)
C251	Manufacture of structural metal products, tanks, reservoirs and steam generators	208	1,227	968	259	-	-	-
C252	Manufacture of weapons and ammunition	10	-	-	-	-	-	-
C259	Manufacture of other fabricated metal products; metal working service activities	282	112,505	-	112,505	-	-	-
C261	Manufacture of electronic components	14	12,656	12,656	-	-	-	-
C262	Manufacture of computers and peripheral equipment and accessories }	3	810	-	810	-	-	-
C263	Manufacture of communication equipment }							
C264	Manufacture of consumer electronics	5	-	-	-	-	-	-
C265	Manufacture of measuring, testing, navigating and control equipment; watches and clocks }	9	141	-	141	-	-	-
C267	Manufacture of optical instruments and photographic equipment }							
C271	Manufacture of electric motors, generators, transformers and electricity distribution and control apparatus	19	-	-	-	-	-	-
C272	Manufacture of batteries and accumulators	4	-	-	-	-	-	-
C273	Manufacture of wiring and wiring devices	22	-	-	-	-	-	-
C274	Manufacture of electric lighting equipment	12	-	-	-	-	-	-
C275	Manufacture of domestic appliances	20	-	-	-	-	-	-
C279	Manufacture of other electrical equipment	s	-	-	-	-	-	-
C281	Manufacture of general purpose machinery	59	-	-	-	-	-	-
C282	Manufacture of special purpose machinery	75	1,288	-	1,288	-	-	-
C291	Manufacture of motor vehicles	13	-	-	-	-	-	-
C292	Manufacture of bodies (coachwork) for motor vehicles; manufacture of trailers and semi-trailers	7	-	-	-	-	-	-
C293	Manufacture of parts and accessories for motor vehicles	22	1,594	128	1,466	-	-	-
C301	Building of ships and boats	10	-	-	-	-	-	-
C303	Manufacture of air and spacecraft and related machinery }	27	4,355	-	4,355	-	-	-
C309	Manufacture of transport equipment, n.e.c. }							
C310	Manufacture of furniture	203	-	-	-	-	-	-
C321	Manufacture of jewelry, bijouterie and related articles	14	-	-	-	-	-	-
C322	Manufacture of musical instruments	s	-	-	-	-	-	-
C323	Manufacture of sports goods	6	-	-	-	-	-	-
C324	Manufacture of games and toys	12	-	-	-	-	-	-
C325	Manufacture of medical and dental instruments and supplies	18	617	517	-	-	-	100
C329	Other manufacturing, n.e.c.	69	-	-	-	-	-	-
C331	Repair of fabricated metal products, machinery and equipment	147	-	-	-	-	-	-
C332	Installation of industrial machinery and equipment	s	-	-	-	-	-	-

*Continued*

TABLE 10 - *Continued*

2009 PSIC Code	Region/ Industry Description	Number of Establishments	Book Value of Intangible Assets as of 31 December					
			Total	Intangible Non-Produced Assets	Computer Software and Databases	Entertainment, Literary and Artistic Originals	Research and Development	Other Intangible Assets
			(1)	(2)	(3)	(4)	(5)	(6)
	<b>Cordillera Administrative Region</b>	<b>316</b>	<b>4,654</b>	<b>-</b>	<b>3,816</b>	<b>43</b>	<b>-</b>	<b>795</b>
C101	Processing and preserving of meat	s	-	-	-	-	-	-
C103	Processing and preserving of fruits and vegetables	3	3,596	-	3,596	-	-	-
C105	Manufacture of dairy products	s	s	s	s	s	s	s
C106	Manufacture of grain mill products, starches and starch products	37	-	-	-	-	-	-
C107	Manufacture of other food products	110	-	-	-	-	-	-
C110	Manufacture of beverages	50	-	-	-	-	-	-
C131	Spinning, weaving and finishing of textiles	16	-	-	-	-	-	-
C139	Manufacture of other textiles							
C141	Manufacture of wearing apparel, except fur apparel	s	-	-	-	-	-	-
C142	Custom tailoring and dressmaking	20	-	-	-	-	-	-
C162	Manufacture of products of wood, cork, straw and plaiting materials	s	-	-	-	-	-	-
C170	Manufacture of paper and paper products	s	-	-	-	-	-	-
C181	Printing and service activities related to printing	38	43	-	-	43	-	-
C201	Manufacture of basic chemicals	s	-	-	-	-	-	-
C202	Manufacture of other chemical products, n.e.c.	s	-	-	-	-	-	-
C221	Manufacture of rubber products	5	-	-	-	-	-	-
C222	Manufacture of plastic products							
C231	Manufacture of glass and glass products	s	-	-	-	-	-	-
C239	Manufacture of non-metallic mineral products, n.e.c.	s	-	-	-	-	-	-
C241	Manufacture of basic iron and steel	s	-	-	-	-	-	-
C242	Manufacture of basic precious and other non-ferrous metals	s	s	s	s	s	s	s
C251	Manufacture of structural metal products, tanks, reservoirs and steam generators	4	-	-	-	-	-	-
C259	Manufacture of other fabricated metal products; metal working service activities	5	-	-	-	-	-	-
C261	Manufacture of electronic components	4	-	-	-	-	-	-
C281	Manufacture of general purpose machinery	3	-	-	-	-	-	-
C282	Manufacture of special purpose machinery							
C303	Manufacture of air and spacecraft and related machinery	s	-	-	-	-	-	-
C310	Manufacture of furniture	s	-	-	-	-	-	-
C321	Manufacture of jewelry, bijouterie and related articles	s	-	-	-	-	-	-
C331	Repair of fabricated metal products, machinery and equipment	4	-	-	-	-	-	-
	<b>I - Ilocos Region</b>	<b>746</b>	<b>707,887</b>	<b>101</b>	<b>707,786</b>	<b>-</b>	<b>-</b>	<b>-</b>
C101	Processing and preserving of meat	14	-	-	-	-	-	-
C102	Processing and preserving of fish, crustaceans and mollusks	15	-	-	-	-	-	-

*Continued*

TABLE 10 - *Continued*

2009 PSIC Code	Region/ Industry Description	Number of Establishments	Book Value of Intangible Assets as of 31 December					
			Total	Intangible Non-Produced Assets	Computer Software and Databases	Entertainment, Literary and Artistic Originals	Research and Development	Other Intangible Assets
		(1)	(2)	(3)	(4)	(5)	(6)	(7)
C103	Processing and preserving of fruits and vegetables	s	-	-	-	-	-	-
C105	Manufacture of dairy products	s	-	-	-	-	-	-
C106	Manufacture of grain mill products, starches and starch products	61	-	-	-	-	-	-
C107	Manufacture of other food products	274	914	90	824	-	-	-
C108	Manufacture of prepared animal feeds	4	-	-	-	-	-	-
C110	Manufacture of beverages	126	6,686	-	6,686	-	-	-
C120	Manufacture of tobacco products	3	150	-	150	-	-	-
C131	Spinning, weaving and finishing of textiles	6	-	-	-	-	-	-
C141	Manufacture of wearing apparel, except fur apparel	3	-	-	-	-	-	-
C142	Custom tailoring and dressmaking	9	-	-	-	-	-	-
C162	Manufacture of products of wood, cork, straw and plaiting materials	12	-	-	-	-	-	-
C170	Manufacture of paper and paper products	s	-	-	-	-	-	-
C181	Printing and service activities related to printing	62	-	-	-	-	-	-
C201	Manufacture of basic chemicals	7	11	11	-	-	-	-
C202	Manufacture of other chemical products, n.e.c.							
C210	Manufacture of pharmaceuticals, medicinal chemical and botanical products							
C221	Manufacture of rubber products	s	-	-	-	-	-	-
C222	Manufacture of plastic products	s	-	-	-	-	-	-
C239	Manufacture of non-metallic mineral products, n.e.c.	26	-	-	-	-	-	-
C241	Manufacture of basic iron and steel	6	700,126	-	700,126	-	-	-
C251	Manufacture of structural metal products, tanks, reservoirs and steam generators	11	-	-	-	-	-	-
C259	Manufacture of other fabricated metal products; metal working service activities	17	-	-	-	-	-	-
C282	Manufacture of special purpose machinery	5	-	-	-	-	-	-
C292	Manufacture of bodies (coachwork) for motor vehicles; }	6	-	-	-	-	-	-
	manufacture of trailers and semi-trailers }							
C293	Manufacture of parts and accessories for motor vehicles }							
C309	Manufacture of transport equipment, n.e.c.	s	-	-	-	-	-	-
C310	Manufacture of furniture	36	-	-	-	-	-	-
C321	Manufacture of jewelry, bijouterie and related articles	16	-	-	-	-	-	-
C324	Manufacture of games and toys							
C329	Other manufacturing, n.e.c.							
C331	Repair of fabricated metal products, machinery and equipment	21	-	-	-	-	-	-
	II - Cagayan Valley	403	126	-	126	-	-	-
C101	Processing and preserving of meat	4	-	-	-	-	-	-

*Continued*

TABLE 10 - *Continued*

2009 PSIC Code	Region/ Industry Description	Number of Establishments	Book Value of Intangible Assets as of 31 December					
			Total	Intangible Non-Produced Assets	Computer Software and Databases	Entertainment, Literary and Artistic Originals	Research and Development	Other Intangible Assets
		(1)	(2)	(3)	(4)	(5)	(6)	(7)
C102	Processing and preserving of fish, crustaceans and mollusks	s	-	-	-	-	-	-
C103	Processing and preserving of fruits and vegetables	3	-	-	-	-	-	-
C105	Manufacture of dairy products	s	-	-	-	-	-	-
C106	Manufacture of grain mill products, starches and starch products	39	-	-	-	-	-	-
C107	Manufacture of other food products	194	-	-	-	-	-	-
C108	Manufacture of prepared animal feeds	5	-	-	-	-	-	-
C110	Manufacture of beverages	46	-	-	-	-	-	-
C120	Manufacture of tobacco products	s	-	-	-	-	-	-
C131	Spinning, weaving and finishing of textiles	s	-	-	-	-	-	-
C139	Manufacture of other textiles	s	-	-	-	-	-	-
C142	Custom tailoring and dressmaking	7	-	-	-	-	-	-
C162	Manufacture of products of wood, cork, straw and plaiting materials	3	126	-	126	-	-	-
C181	Printing and service activities related to printing	37	-	-	-	-	-	-
C182	Reproduction of recorded media	s	-	-	-	-	-	-
C192	Manufacture of refined petroleum products	s	-	-	-	-	-	-
C199	Manufacture of other fuel products	s	-	-	-	-	-	-
C201	Manufacture of basic chemicals	s	-	-	-	-	-	-
C231	Manufacture of glass and glass products	15	-	-	-	-	-	-
C239	Manufacture of non-metallic mineral products, n.e.c.							
C251	Manufacture of structural metal products, tanks, reservoirs and steam generators	4	-	-	-	-	-	-
C259	Manufacture of other fabricated metal products; metal working service activities	9	-	-	-	-	-	-
C282	Manufacture of special purpose machinery	3	-	-	-	-	-	-
C310	Manufacture of furniture	13	-	-	-	-	-	-
C321	Manufacture of jewelry, bijouterie and related articles	s	-	-	-	-	-	-
C329	Other manufacturing, n.e.c.	s	-	-	-	-	-	-
C331	Repair of fabricated metal products, machinery and equipment	9	-	-	-	-	-	-
	III - Central Luzon	2,456	1,589,590	645,793	199,484	-	2,658	5,005
C101	Processing and preserving of meat	79	65	-	65	-	-	-
C102	Processing and preserving of fish, crustaceans and mollusks	23	48,048	-	48,048	-	-	-
C103	Processing and preserving of fruits and vegetables	18	-	-	-	-	-	-
C104	Manufacture of vegetable and animal oils and fats	3	-	-	-	-	-	-
C105	Manufacture of dairy products	11	-	-	-	-	-	-
C106	Manufacture of grain mill products, starches and starch products	134	4	4	-	-	-	-

*Continued*

TABLE 10 - *Continued*

2009 PSIC Code	Region/ Industry Description	Number of Establishments	Book Value of Intangible Assets as of 31 December					
			Total	Intangible Non-Produced Assets	Computer Software and Databases	Entertainment, Literary and Artistic Originals	Research and Development	Other Intangible Assets
		(1)	(2)	(3)	(4)	(5)	(6)	(7)
C107	Manufacture of other food products	619	-	-	-	-	-	-
C108	Manufacture of prepared animal feeds	53	1,262	-	1,262	-	-	-
C110	Manufacture of beverages	260	-	-	-	-	-	-
C120	Manufacture of tobacco products	s	s	s	s	s	s	s
C131	Spinning, weaving and finishing of textiles	17	-	-	-	-	-	-
C139	Manufacture of other textiles	44	-	-	-	-	-	-
C141	Manufacture of wearing apparel, except fur apparel	154	705	-	705	-	-	-
C142	Custom tailoring and dressmaking	23	-	-	-	-	-	-
C143	Manufacture of knitted and crocheted apparel							
C151	Tanning and dressing of leather; manufacture of luggage and handbags	10	-	-	-	-	-	-
C152	Manufacture of footwear	11	6,240	-	6,240	-	-	-
C161	Sawmilling and planing of wood	33	1,310	-	1,310	-	-	-
C162	Manufacture of products of wood, cork, straw and plaiting materials							
C170	Manufacture of paper and paper products	33	7,289	-	7,289	-	-	-
C181	Printing and service activities related to printing	123	-	-	-	-	-	-
C192	Manufacture of refined petroleum products	3	-	-	-	-	-	-
C201	Manufacture of basic chemicals	19	48,061	48,061	-	-	-	-
C202	Manufacture of other chemical products, n.e.c.	29	11,000	10,000	-	-	1,000	-
C210	Manufacture of pharmaceuticals, medicinal chemical and botanical products	19	474	-	474	-	-	-
C221	Manufacture of rubber products	11	15,466	-	15,466	-	-	-
C222	Manufacture of plastic products	90	273	273	-	-	-	-
C231	Manufacture of glass and glass products	8	521	-	452	-	62	7
C239	Manufacture of non-metallic mineral products, n.e.c.	137	432,841	7,613	48,075	-	-	-
C241	Manufacture of basic iron and steel	47	-	-	-	-	-	-
C242	Manufacture of basic precious and other non-ferrous metals	5	1,020	-	1,020	-	-	-
C243	Casting of metals	5	-	-	-	-	-	-
C251	Manufacture of structural metal products, tanks, reservoirs and steam generators	49	359,498	-	-	-	-	-
C252	Manufacture of weapons and ammunition	37	-	-	-	-	-	-
C259	Manufacture of other fabricated metal products; metal working service activities							
C261	Manufacture of electronic components	15	23,653	348	23,305	-	-	-
C262	Manufacture of computers and peripheral equipment and accessories	5	216,801	214,379	2,422	-	-	-
C264	Manufacture of consumer electronics	4	112	-	112	-	-	-
C265	Manufacture of measuring, testing, navigating and control equipment; watches and clocks							
C271	Manufacture of electric motors, generators, transformers and electricity distribution and control apparatus	9	-	-	-	-	-	-

*Continued*



TABLE 10 - *Continued*

2009 PSIC Code	Region/ Industry Description	Number of Establishments	Book Value of Intangible Assets as of 31 December					
			Total	Intangible Non-Produced Assets	Computer Software and Databases	Entertainment, Literary and Artistic Originals	Research and Development	Other Intangible Assets
		(1)	(2)	(3)	(4)	(5)	(6)	(7)
C272	Manufacture of batteries and accumulators	3	-	-	-	-	-	-
C273	Manufacture of wiring and wiring devices	8	8,887	-	8,887	-	-	-
C274	Manufacture of electric lighting equipment	7	1,744	74	1,670	-	-	-
C275	Manufacture of domestic appliances	5	-	-	-	-	-	-
C279	Manufacture of other electrical equipment	5	-	-	-	-	-	-
C281	Manufacture of general purpose machinery	13	6,221	-	1,224	-	-	4,998
C282	Manufacture of special purpose machinery	17	5,343	-	5,343	-	-	-
C291	Manufacture of motor vehicles	}	4	4,500	-	4,500	-	-
C292	Manufacture of bodies (coachwork) for motor vehicles; manufacture of trailers and semi-trailers							
C293	Manufacture of parts and accessories for motor vehicles							
C301	Building of ships and boats	s	-	-	-	-	-	-
C303	Manufacture of air and spacecraft and related machinery	5	-	-	-	-	-	-
C309	Manufacture of transport equipment, n.e.c.	23	-	-	-	-	-	-
C310	Manufacture of furniture	94	-	-	-	-	-	-
C321	Manufacture of jewelry, bijouterie and related articles	13	-	-	-	-	-	-
C322	Manufacture of musical instruments	s	-	-	-	-	-	-
C323	Manufacture of sports goods	4	-	-	-	-	-	-
C324	Manufacture of games and toys	6	201	-	201	-	-	-
C325	Manufacture of medical and dental instruments and supplies	8	87,994	83,834	4,160	-	-	-
C329	Other manufacturing, n.e.c.	46	-	-	-	-	-	-
C331	Repair of fabricated metal products, machinery and equipment	43	631	631	-	-	-	-
C332	Installation of industrial machinery and equipment	s	-	-	-	-	-	-
	<b>IVA - CALABARZON</b>	<b>4,340</b>	<b>98,342,877</b>	<b>93,720,861</b>	<b>4,338,982</b>	<b>34,654</b>	<b>81,508</b>	<b>165,654</b>
C101	Processing and preserving of meat	51	-	-	-	-	-	-
C102	Processing and preserving of fish, crustaceans and mollusks	13	-	-	-	-	-	-
C103	Processing and preserving of fruits and vegetables	16	1,837	92	1,745	-	-	-
C104	Manufacture of vegetable and animal oils and fats	41	-	-	-	-	-	-
C105	Manufacture of dairy products	21	42,733,902	42,051,903	521,998	-	-	160,000
C106	Manufacture of grain mill products, starches and starch products	86	1,678	-	1,678	-	-	-
C107	Manufacture of other food products	1,144	26,664	-	24,074	-	-	2,590
C108	Manufacture of prepared animal feeds	79	3,940	-	3,940	-	-	-
C110	Manufacture of beverages	446	50,333,762	50,333,762	-	-	-	-
C120	Manufacture of tobacco products	3	-	-	-	-	-	-
C131	Spinning, weaving and finishing of textiles	10	-	-	-	-	-	-
C139	Manufacture of other textiles	35	1,744	-	1,744	-	-	-
C141	Manufacture of wearing apparel, except fur apparel	259	1,408	-	1,408	-	-	-

*Continued*

TABLE 10 - *Continued*

2009 PSIC Code	Region/ Industry Description	Number of Establishments	Book Value of Intangible Assets as of 31 December					
			Total	Intangible Non-Produced Assets	Computer Software and Databases	Entertainment, Literary and Artistic Originals	Research and Development	Other Intangible Assets
			(1)	(2)	(3)	(4)	(5)	(6)
C142	Custom tailoring and dressmaking	88	-	-	-	-	-	-
C143	Manufacture of knitted and crocheted apparel	3	-	-	-	-	-	-
C151	Tanning and dressing of leather; manufacture of luggage and handbags	6	-	-	-	-	-	-
C152	Manufacture of footwear	36	-	-	-	-	-	-
C161	Sawmilling and planing of wood	89	151	-	151	-	-	-
C162	Manufacture of products of wood, cork, straw and plaiting materials							
C170	Manufacture of paper and paper products							
C181	Printing and service activities related to printing	145	642	-	642	-	-	-
C182	Reproduction of recorded media	s	-	-	-	-	-	-
C192	Manufacture of refined petroleum products	6	-	-	-	-	-	-
C199	Manufacture of other fuel products							
C201	Manufacture of basic chemicals	37	2,972	-	2,832	-	-	140
C202	Manufacture of other chemical products, n.e.c.	89	25	-	25	-	-	-
C210	Manufacture of pharmaceuticals, medicinal chemical and botanical products	30	-	-	-	-	-	-
C221	Manufacture of rubber products	36	-	-	-	-	-	-
C222	Manufacture of plastic products	170	6,687	774	5,913	-	-	-
C231	Manufacture of glass and glass products	26	70,544	-	70,544	-	-	-
C239	Manufacture of non-metallic mineral products, n.e.c.	116	44,347	-	43,885	-	-	-
C241	Manufacture of basic iron and steel	79	2,384,119	-	2,349,465	34,654	-	-
C242	Manufacture of basic precious and other non-ferrous metals	9	-	-	-	-	-	-
C243	Casting of metals	15	19,193	-	19,193	-	-	-
C251	Manufacture of structural metal products, tanks, reservoirs and steam generators	102	448,101	168,665	276,650	-	-	2,786
C259	Manufacture of other fabricated metal products; metal working service activities	222	95,849	-	95,712	-	-	137
C261	Manufacture of electronic components	99	764,531	369,580	394,700	-	250	-
C262	Manufacture of computers and peripheral equipment and accessories	24	-	-	-	-	-	-
C263	Manufacture of communication equipment	8	100	-	100	-	-	-
C264	Manufacture of consumer electronics	10	-	-	-	-	-	-
C265	Manufacture of measuring, testing, navigating and control equipment; watches and clocks	6	11,161	-	11,161	-	-	-
C267	Manufacture of optical instruments and photographic equipment	7	3,325	-	2,569	-	-	-
C271	Manufacture of electric motors, generators, transformers and electricity distribution and control apparatus	25	8,921	-	8,921	-	-	-
C272	Manufacture of batteries and accumulators	4	-	-	-	-	-	-
C273	Manufacture of wiring and wiring devices	24	55,967	-	55,967	-	-	-
C274	Manufacture of electric lighting equipment	15	4,186	46	4,140	-	-	-

*Continued*

TABLE 10 - *Continued*

2009 PSIC Code	Region/ Industry Description	Number of Establishments	Book Value of Intangible Assets as of 31 December					
			Total	Intangible Non-Produced Assets	Computer Software and Databases	Entertainment, Literary and Artistic Originals	Research and Development	Other Intangible Assets
		(1)	(2)	(3)	(4)	(5)	(6)	(7)
C275	Manufacture of domestic appliances	14	4,486	-	4,486	-	-	-
C279	Manufacture of other electrical equipment	12	78	-	78	-	-	-
C281	Manufacture of general purpose machinery	48	108,322	-	27,065	-	81,258	-
C282	Manufacture of special purpose machinery	76	6,833	-	6,833	-	-	-
C291	Manufacture of motor vehicles	13	204,380	-	204,380	-	-	-
C292	Manufacture of bodies (coachwork) for motor vehicles; manufacture of trailers and semi-trailers	14	5,456	-	5,456	-	-	-
C293	Manufacture of parts and accessories for motor vehicles	71	902,365	795,964	106,401	-	-	-
C301	Building of ships and boats	5	-	-	-	-	-	-
C303	Manufacture of air and spacecraft and related machinery	19	76,066	75	75,991	-	-	-
C309	Manufacture of transport equipment, n.e.c.							
C310	Manufacture of furniture	92	-	-	-	-	-	-
C321	Manufacture of jewelry, bijouterie and related articles	5	-	-	-	-	-	-
C323	Manufacture of sports goods	9	-	-	-	-	-	-
C324	Manufacture of games and toys	6	-	-	-	-	-	-
C325	Manufacture of medical and dental instruments and supplies	16	1,719	-	1,719	-	-	-
C329	Other manufacturing, n.e.c.	27	1,865	-	1,865	-	-	-
C331	Repair of fabricated metal products, machinery and equipment	116	-	-	-	-	-	-
	<b>MIMAROPA</b>	<b>353</b>	<b>9,100</b>	<b>8,187</b>	<b>913</b>	<b>-</b>	<b>-</b>	<b>-</b>
C101	Processing and preserving of meat	s	-	-	-	-	-	-
C103	Processing and preserving of fruits and vegetables	s	-	-	-	-	-	-
C104	Manufacture of vegetable and animal oils and fats	3	-	-	-	-	-	-
C105	Manufacture of dairy products	s	-	-	-	-	-	-
C106	Manufacture of grain mill products, starches and starch products	89	-	-	-	-	-	-
C107	Manufacture of other food products	113	-	-	-	-	-	-
C110	Manufacture of beverages	61	7,475	6,613	863	-	-	-
C131	Spinning, weaving and finishing of textiles	s	-	-	-	-	-	-
C142	Custom tailoring and dressmaking	4	-	-	-	-	-	-
C151	Tanning and dressing of leather; manufacture of luggage and handbags	s	-	-	-	-	-	-
C162	Manufacture of products of wood, cork, straw and plaiting materials	s	s	s	s	s	s	s
C181	Printing and service activities related to printing	28	-	-	-	-	-	-
C192	Manufacture of refined petroleum products	s	s	s	s	s	s	s
C201	Manufacture of basic chemicals	5	-	-	-	-	-	-
C202	Manufacture of other chemical products, n.e.c.							
C210	Manufacture of pharmaceuticals, medicinal chemical and botanical products	s	-	-	-	-	-	-

*Continued*

TABLE 10 - *Continued*

2009 PSIC Code	Region/ Industry Description	Number of Establishments	Book Value of Intangible Assets as of 31 December					
			Total	Intangible Non-Produced Assets	Computer Software and Databases	Entertainment, Literary and Artistic Originals	Research and Development	Other Intangible Assets
		(1)	(2)	(3)	(4)	(5)	(6)	(7)
C222	Manufacture of plastic products	s	-	-	-	-	-	-
C239	Manufacture of non-metallic mineral products, n.e.c.	24	-	-	-	-	-	-
C242	Manufacture of basic precious and other non-ferrous metals	s	s	s	s	s	s	s
C259	Manufacture of other fabricated metal products; metal working service activities	6	-	-	-	-	-	-
C282	Manufacture of special purpose machinery	s	-	-	-	-	-	-
C310	Manufacture of furniture	4	-	-	-	-	-	-
C331	Repair of fabricated metal products, machinery and equipment	5	-	-	-	-	-	-
	V - Bicol Region	760	781,467	-	719,426	-	-	62,042
C101	Processing and preserving of meat	15	-	-	-	-	-	-
C102	Processing and preserving of fish, crustaceans and mollusks	24	-	-	-	-	-	-
C103	Processing and preserving of fruits and vegetables	7	-	-	-	-	-	-
C104	Manufacture of vegetable and animal oils and fats	7	-	-	-	-	-	-
C105	Manufacture of dairy products	4	-	-	-	-	-	-
C106	Manufacture of grain mill products, starches and starch products	127	11,025	-	11,025	-	-	-
C107	Manufacture of other food products	261	-	-	-	-	-	-
C108	Manufacture of prepared animal feeds	5	-	-	-	-	-	-
C110	Manufacture of beverages	84	-	-	-	-	-	-
C120	Manufacture of tobacco products	s	-	-	-	-	-	-
C131	Spinning, weaving and finishing of textiles	4	-	-	-	-	-	-
C139	Manufacture of other textiles	10	-	-	-	-	-	-
C141	Manufacture of wearing apparel, except fur apparel	34	-	-	-	-	-	-
C142	Custom tailoring and dressmaking							
C152	Manufacture of footwear	s	-	-	-	-	-	-
C162	Manufacture of products of wood, cork, straw and plaiting materials	19	-	-	-	-	-	-
C170	Manufacture of paper and paper products	s	-	-	-	-	-	-
C181	Printing and service activities related to printing	63	-	-	-	-	-	-
C192	Manufacture of refined petroleum products	s	-	-	-	-	-	-
C201	Manufacture of basic chemicals	3	-	-	-	-	-	-
C210	Manufacture of pharmaceuticals, medicinal chemical and botanical products	s	-	-	-	-	-	-
C231	Manufacture of glass and glass products	19	-	-	-	-	-	-
C239	Manufacture of non-metallic mineral products, n.e.c.							
C241	Manufacture of basic iron and steel	5	770,442	-	708,401	-	-	62,042
C242	Manufacture of basic precious and other non-ferrous metals							

*Continued*

TABLE 10 - *Continued*

2009 PSIC Code	Region/ Industry Description	Number of Establishments	Book Value of Intangible Assets as of 31 December					
			Total	Intangible Non-Produced Assets	Computer Software and Databases	Entertainment, Literary and Artistic Originals	Research and Development	Other Intangible Assets
		(1)	(2)	(3)	(4)	(5)	(6)	(7)
C251	Manufacture of structural metal products, tanks, reservoirs and steam generators	4	-	-	-	-	-	-
C259	Manufacture of other fabricated metal products; metal working service activities	22	-	-	-	-	-	-
C282	Manufacture of special purpose machinery	3	-	-	-	-	-	-
C293	Manufacture of parts and accessories for motor vehicles	s	-	-	-	-	-	-
C310	Manufacture of furniture	14	-	-	-	-	-	-
C329	Other manufacturing, n.e.c.	9	-	-	-	-	-	-
C331	Repair of fabricated metal products, machinery and equipment	9	-	-	-	-	-	-
	<b>VI - Western Visayas</b>	<b>1,208</b>	<b>150,856</b>	<b>-</b>	<b>150,629</b>	<b>-</b>	<b>115</b>	<b>-</b>
C101	Processing and preserving of meat	15	-	-	-	-	-	-
C102	Processing and preserving of fish, crustaceans and mollusks	20	41	-	41	-	-	-
C103	Processing and preserving of fruits and vegetables	3	-	-	-	-	-	-
C104	Manufacture of vegetable and animal oils and fats	3	-	-	-	-	-	-
C105	Manufacture of dairy products	4	-	-	-	-	-	-
C106	Manufacture of grain mill products, starches and starch products	77	-	-	-	-	-	-
C107	Manufacture of other food products	594	38,167	-	38,052	-	115	-
C108	Manufacture of prepared animal feeds	3	-	-	-	-	-	-
C110	Manufacture of beverages	180	-	-	-	-	-	-
C131	Spinning, weaving and finishing of textiles	5	-	-	-	-	-	-
C139	Manufacture of other textiles	3	-	-	-	-	-	-
C141	Manufacture of wearing apparel, except fur apparel	12	-	-	-	-	-	-
C142	Custom tailoring and dressmaking	28	-	-	-	-	-	-
C161	Sawmilling and planing of wood	11	-	-	-	-	-	-
C162	Manufacture of products of wood, cork, straw and plaiting materials							
C170	Manufacture of paper and paper products							
C181	Printing and service activities related to printing	79	-	-	-	-	-	-
C199	Manufacture of other fuel products	s	-	-	-	-	-	-
C201	Manufacture of basic chemicals	10	128	-	16	-	-	-
C202	Manufacture of other chemical products, n.e.c.	3	-	-	-	-	-	-
C210	Manufacture of pharmaceuticals, medicinal chemical and botanical products	4	-	-	-	-	-	-
C222	Manufacture of plastic products	8	-	-	-	-	-	-
C231	Manufacture of glass and glass products	49	-	-	-	-	-	-
C239	Manufacture of non-metallic mineral products, n.e.c.							
C241	Manufacture of basic iron and steel							
C243	Casting of metals	8	112,520	-	112,520	-	-	-

*Continued*

TABLE 10 - *Continued*

2009 PSIC Code	Region/ Industry Description	Number of Establishments	Book Value of Intangible Assets as of 31 December					
			Total	Intangible Non-Produced Assets	Computer Software and Databases	Entertainment, Literary and Artistic Originals	Research and Development	Other Intangible Assets
		(1)	(2)	(3)	(4)	(5)	(6)	(7)
C251	Manufacture of structural metal products, tanks, reservoirs and steam generators	4	-	-	-	-	-	-
C259	Manufacture of other fabricated metal products; metal working service activities	12	-	-	-	-	-	-
C273	Manufacture of wiring and wiring devices	s	-	-	-	-	-	-
C275	Manufacture of domestic appliances	s	-	-	-	-	-	-
C282	Manufacture of special purpose machinery	4	-	-	-	-	-	-
C310	Manufacture of furniture	44	-	-	-	-	-	-
C329	Other manufacturing, n.e.c.	5	-	-	-	-	-	-
C331	Repair of fabricated metal products, machinery and equipment	19	-	-	-	-	-	-
	<b>VII - Central Visayas</b>	<b>2,853</b>	<b>620,416</b>	<b>342,670</b>	<b>264,115</b>	<b>-</b>	<b>-</b>	<b>13,545</b>
C101	Processing and preserving of meat	28	20,615	-	20,615	-	-	-
C102	Processing and preserving of fish, crustaceans and mollusks	36	-	-	-	-	-	-
C103	Processing and preserving of fruits and vegetables	15	2,920	-	2,920	-	-	-
C104	Manufacture of vegetable and animal oils and fats	11	-	-	-	-	-	-
C105	Manufacture of dairy products	7	-	-	-	-	-	-
C106	Manufacture of grain mill products, starches and starch products	40	-	-	-	-	-	-
C107	Manufacture of other food products	1,297	35	-	35	-	-	-
C108	Manufacture of prepared animal feeds	10	161	-	161	-	-	-
C110	Manufacture of beverages	367	6,218	6,218	-	-	-	-
C131	Spinning, weaving and finishing of textiles	3	-	-	-	-	-	-
C139	Manufacture of other textiles	18	-	-	-	-	-	-
C141	Manufacture of wearing apparel, except fur apparel	43	2,185	-	2,182	-	-	3
C142	Custom tailoring and dressmaking	24	-	-	-	-	-	-
C151	Tanning and dressing of leather; manufacture of luggage and handbags	s	-	-	-	-	-	-
C152	Manufacture of footwear	14	18	-	18	-	-	-
C161	Sawmilling and planing of wood	29	5,034	685	4,349	-	-	-
C162	Manufacture of products of wood, cork, straw and plaiting materials							
C170	Manufacture of paper and paper products							
C181	Printing and service activities related to printing	222	-	-	-	-	-	-
C199	Manufacture of other fuel products	s	-	-	-	-	-	-
C201	Manufacture of basic chemicals	19	1,077	-	1,077	-	-	-
C202	Manufacture of other chemical products, n.e.c.	36	147,245	127,683	6,020	-	-	13,542
C203	Manufacture of man-made fibers							
C210	Manufacture of pharmaceuticals, medicinal chemical and botanical products							
		8	-	-	-	-	-	-

*Continued*

TABLE 10 - *Continued*

2009 PSIC Code	Region/ Industry Description	Number of Establishments	Book Value of Intangible Assets as of 31 December					
			Total	Intangible Non-Produced Assets	Computer Software and Databases	Entertainment, Literary and Artistic Originals	Research and Development	Other Intangible Assets
		(1)	(2)	(3)	(4)	(5)	(6)	(7)
C221	Manufacture of rubber products	9	529	-	529	-	-	-
C222	Manufacture of plastic products	70	-	-	-	-	-	-
C231	Manufacture of glass and glass products	9	-	-	-	-	-	-
C239	Manufacture of non-metallic mineral products, n.e.c.	76	6,441	-	6,356	-	-	-
C241	Manufacture of basic iron and steel	27	315	-	315	-	-	-
C242	Manufacture of basic precious and other non-ferrous metals							
C243	Casting of metals							
C251	Manufacture of structural metal products, tanks, reservoirs and steam generators	19	-	-	-	-	-	-
C252	Manufacture of weapons and ammunition	s	-	-	-	-	-	-
C259	Manufacture of other fabricated metal products; metal working service activities	47	20,346	-	20,346	-	-	-
C261	Manufacture of electronic components	13	192,588	151,698	40,889	-	-	-
C262	Manufacture of computers and peripheral equipment and accessories	4	1,042	-	1,042	-	-	-
C263	Manufacture of communication equipment							
C265	Manufacture of measuring, testing, navigating and control equipment; watches and clocks							
C267	Manufacture of optical instruments and photographic equipment	5	-	-	-	-	-	-
		13	15,769	-	15,769	-	-	-
C271	Manufacture of electric motors, generators, transformers and electricity distribution and control apparatus	3	2,438	-	2,438	-	-	-
C273	Manufacture of wiring and wiring devices	s	s	s	s	s	s	s
C274	Manufacture of electric lighting equipment	4	-	-	-	-	-	-
C275	Manufacture of domestic appliances	3	-	-	-	-	-	-
C281	Manufacture of general purpose machinery	8	416	-	416	-	-	-
C282	Manufacture of special purpose machinery	7	9,925	9,462	464	-	-	-
C291	Manufacture of motor vehicles	8	-	-	-	-	-	-
C292	Manufacture of bodies (coachwork) for motor vehicles; manufacture of trailers and semi-trailers	10	16	-	16	-	-	-
C293	Manufacture of parts and accessories for motor vehicles							
C301	Building of ships and boats							
C309	Manufacture of transport equipment, n.e.c.	s	s	s	s	s	s	s
C310	Manufacture of furniture	133	48,011	-	48,011	-	-	-
C321	Manufacture of jewelry, bijouterie and related articles	37	101	101	-	-	-	-
C322	Manufacture of musical instruments	s	-	-	-	-	-	-
C323	Manufacture of sports goods	s	-	-	-	-	-	-
C324	Manufacture of games and toys	3	1,194	-	1,194	-	-	-
C325	Manufacture of medical and dental instruments and supplies	5	80,829	-	80,829	-	-	-
C329	Other manufacturing, n.e.c.	18	-	-	-	-	-	-

*Continued*

TABLE 10 - *Continued*

2009 PSIC Code	Region/ Industry Description	Number of Establishments	Book Value of Intangible Assets as of 31 December					
			Total	Intangible Non-Produced Assets	Computer Software and Databases	Entertainment, Literary and Artistic Originals	Research and Development	Other Intangible Assets
		(1)	(2)	(3)	(4)	(5)	(6)	(7)
C331	Repair of fabricated metal products, machinery and equipment	54	319	-	319	-	-	-
	<b>VIII - Eastern Visayas</b>	<b>871</b>	<b>998</b>	<b>-</b>	<b>893</b>	<b>105</b>	<b>-</b>	<b>-</b>
C101	Processing and preserving of meat	s	-	-	-	-	-	-
C102	Processing and preserving of fish, crustaceans and mollusks	3	-	-	-	-	-	-
C103	Processing and preserving of fruits and vegetables	s	-	-	-	-	-	-
C104	Manufacture of vegetable and animal oils and fats	6	-	-	-	-	-	-
C106	Manufacture of grain mill products, starches and starch products	97	-	-	-	-	-	-
C107	Manufacture of other food products	529	-	-	-	-	-	-
C110	Manufacture of beverages	108	-	-	-	-	-	-
C139	Manufacture of other textiles	s	-	-	-	-	-	-
C142	Custom tailoring and dressmaking	3	-	-	-	-	-	-
C162	Manufacture of products of wood, cork, straw and plaiting materials	s	-	-	-	-	-	-
C170	Manufacture of paper and paper products	3	-	-	-	-	-	-
C181	Printing and service activities related to printing	36	105	-	-	105	-	-
C192	Manufacture of refined petroleum products	s	-	-	-	-	-	-
C201	Manufacture of basic chemicals	7	-	-	-	-	-	-
C202	Manufacture of other chemical products, n.e.c.							
C210	Manufacture of pharmaceuticals, medicinal chemical and botanical products	s	-	-	-	-	-	-
C221	Manufacture of rubber products	s	-	-	-	-	-	-
C222	Manufacture of plastic products	s	-	-	-	-	-	-
C231	Manufacture of glass and glass products	6	-	-	-	-	-	-
C239	Manufacture of non-metallic mineral products, n.e.c.	18	-	-	-	-	-	-
C242	Manufacture of basic precious and other non-ferrous metals	s	-	-	-	-	-	-
C243	Casting of metals	s	-	-	-	-	-	-
C251	Manufacture of structural metal products, tanks, reservoirs and steam generators	s	-	-	-	-	-	-
C259	Manufacture of other fabricated metal products; metal working service activities	18	893	-	893	-	-	-
C273	Manufacture of wiring and wiring devices	s	-	-	-	-	-	-
C282	Manufacture of special purpose machinery	s	-	-	-	-	-	-
C310	Manufacture of furniture	9	-	-	-	-	-	-
C329	Other manufacturing, n.e.c.	7	-	-	-	-	-	-
C331	Repair of fabricated metal products, machinery and equipment	6	-	-	-	-	-	-

*Continued*



TABLE 10 - *Continued*

2009 PSIC Code	Region/ Industry Description	Number of Establishments	Book Value of Intangible Assets as of 31 December					
			Total	Intangible Non-Produced Assets	Computer Software and Databases	Entertainment, Literary and Artistic Originals	Research and Development	Other Intangible Assets
		(1)	(2)	(3)	(4)	(5)	(6)	(7)
	<b>IX - Zamboanga Peninsula</b>	<b>522</b>	<b>55,605</b>	<b>450</b>	<b>55,155</b>	<b>-</b>	<b>-</b>	<b>-</b>
C101	Processing and preserving of meat	6	-	-	-	-	-	-
C102	Processing and preserving of fish, crustaceans and mollusks	23	450	450	-	-	-	-
C103	Processing and preserving of fruits and vegetables	s	-	-	-	-	-	-
C104	Manufacture of vegetable and animal oils and fats	4	-	-	-	-	-	-
C105	Manufacture of dairy products	s	-	-	-	-	-	-
C106	Manufacture of grain mill products, starches and starch products	79	-	-	-	-	-	-
C107	Manufacture of other food products	244	-	-	-	-	-	-
C108	Manufacture of prepared animal feeds	s	-	-	-	-	-	-
C110	Manufacture of beverages	53	-	-	-	-	-	-
C142	Custom tailoring and dressmaking	10	-	-	-	-	-	-
C161	Sawmilling and planing of wood	3	-	-	-	-	-	-
C162	Manufacture of products of wood, cork, straw and plaiting materials							
C181	Printing and service activities related to printing	33	-	-	-	-	-	-
C202	Manufacture of other chemical products, n.e.c.	s	-	-	-	-	-	-
C221	Manufacture of rubber products	5	-	-	-	-	-	-
C222	Manufacture of plastic products	3	-	-	-	-	-	-
C231	Manufacture of glass and glass products	12	-	-	-	-	-	-
C239	Manufacture of non-metallic mineral products, n.e.c.							
C241	Manufacture of basic iron and steel	s	s	s	s	s	s	s
C251	Manufacture of structural metal products, tanks, reservoirs and steam generators	s	-	-	-	-	-	-
C259	Manufacture of other fabricated metal products; metal working service activities	5	5,145	-	5,145	-	-	-
C301	Building of ships and boats	s	-	-	-	-	-	-
C310	Manufacture of furniture	13	-	-	-	-	-	-
C324	Manufacture of games and toys	7	-	-	-	-	-	-
C329	Other manufacturing, n.e.c.							
C331	Repair of fabricated metal products, machinery and equipment	14	-	-	-	-	-	-
	<b>X - Northern Mindanao</b>	<b>774</b>	<b>69,185</b>	<b>24,064</b>	<b>45,092</b>	<b>-</b>	<b>28</b>	<b>-</b>
C101	Processing and preserving of meat	14	-	-	-	-	-	-
C102	Processing and preserving of fish, crustaceans and mollusks	s	-	-	-	-	-	-
C103	Processing and preserving of fruits and vegetables	12	-	-	-	-	-	-
C104	Manufacture of vegetable and animal oils and fats	10	-	-	-	-	-	-
C105	Manufacture of dairy products	6	-	-	-	-	-	-

*Continued*

TABLE 10 - *Continued*

2009 PSIC Code	Region/ Industry Description	Number of Establishments	Book Value of Intangible Assets as of 31 December					
			Total	Intangible Non-Produced Assets	Computer Software and Databases	Entertainment, Literary and Artistic Originals	Research and Development	Other Intangible Assets
		(1)	(2)	(3)	(4)	(5)	(6)	(7)
C106	Manufacture of grain mill products, starches and starch products	85	-	-	-	-	-	-
C107	Manufacture of other food products	311	4,875	-	4,875	-	-	-
C108	Manufacture of prepared animal feeds	6	-	-	-	-	-	-
C110	Manufacture of beverages	51	19,373	19,373	-	-	-	-
C139	Manufacture of other textiles	s	-	-	-	-	-	-
C141	Manufacture of wearing apparel, except fur apparel	4	-	-	-	-	-	-
C142	Custom tailoring and dressmaking	25	-	-	-	-	-	-
C152	Manufacture of footwear	s	-	-	-	-	-	-
C161	Sawmilling and planing of wood	21	-	-	-	-	-	-
C162	Manufacture of products of wood, cork, straw and plaiting materials	9	-	-	-	-	-	-
C170	Manufacture of paper and paper products	8	-	-	-	-	-	-
C181	Printing and service activities related to printing	70	-	-	-	-	-	-
C192	Manufacture of refined petroleum products	s	-	-	-	-	-	-
C201	Manufacture of basic chemicals	10	1,970	-	1,970	-	-	-
C202	Manufacture of other chemical products, n.e.c.	4	203	-	203	-	-	-
C210	Manufacture of pharmaceuticals, medicinal chemical and botanical products	s	s	s	s	s	s	s
C221	Manufacture of rubber products	s	-	-	-	-	-	-
C222	Manufacture of plastic products	5	1,916	1,387	529	-	-	-
C231	Manufacture of glass and glass products	27	-	-	-	-	-	-
C239	Manufacture of non-metallic mineral products, n.e.c.							
C241	Manufacture of basic iron and steel	11	37,507	-	37,507	-	-	-
C243	Casting of metals	s	s	s	s	s	s	s
C251	Manufacture of structural metal products, tanks, reservoirs and steam generators	5	-	-	-	-	-	-
C252	Manufacture of weapons and ammunition	s	-	-	-	-	-	-
C259	Manufacture of other fabricated metal products; metal working service activities	11	-	-	-	-	-	-
C282	Manufacture of special purpose machinery	4	3,297	3,297	-	-	-	-
C291	Manufacture of motor vehicles	4	-	-	-	-	-	-
C292	Manufacture of bodies (coachwork) for motor vehicles; manufacture of trailers and semi-trailers	s	-	-	-	-	-	-
C310	Manufacture of furniture	13	-	-	-	-	-	-
C321	Manufacture of jewelry, bijouterie and related articles	3	-	-	-	-	-	-
C324	Manufacture of games and toys							
C325	Manufacture of medical and dental instruments and supplies							
C329	Other manufacturing, n.e.c.							
C331	Repair of fabricated metal products, machinery and equipment	28	-	-	-	-	-	-

*Continued*

TABLE 10 - *Continued*

2009 PSIC Code	Region/ Industry Description	Number of Establishments	Book Value of Intangible Assets as of 31 December					
			Total	Intangible Non-Produced Assets	Computer Software and Databases	Entertainment, Literary and Artistic Originals	Research and Development	Other Intangible Assets
			(1)	(2)	(3)	(4)	(5)	(6)
	<b>XI - Davao Region</b>	<b>1,173</b>	<b>1,321,564</b>	<b>2,368</b>	<b>1,274,542</b>	<b>-</b>	<b>2,304</b>	<b>42,350</b>
C101	Processing and preserving of meat	14	2,067	-	2,067	-	-	-
C102	Processing and preserving of fish, crustaceans and mollusks	3	-	-	-	-	-	-
C103	Processing and preserving of fruits and vegetables	15	-	-	-	-	-	-
C104	Manufacture of vegetable and animal oils and fats	19	42,694	-	344	-	-	42,350
C105	Manufacture of dairy products	3	-	-	-	-	-	-
C106	Manufacture of grain mill products, starches and starch products	70	-	-	-	-	-	-
C107	Manufacture of other food products	551	364,836	2,368	360,164	-	2,304	-
C108	Manufacture of prepared animal feeds	11	75	-	75	-	-	-
C110	Manufacture of beverages	64	-	-	-	-	-	-
C120	Manufacture of tobacco products	s	-	-	-	-	-	-
C131	Spinning, weaving and finishing of textiles	4	-	-	-	-	-	-
C139	Manufacture of other textiles	9	-	-	-	-	-	-
C141	Manufacture of wearing apparel, except fur apparel	4	-	-	-	-	-	-
C142	Custom tailoring and dressmaking	53	-	-	-	-	-	-
C152	Manufacture of footwear	4	-	-	-	-	-	-
C161	Sawmilling and planing of wood	22	-	-	-	-	-	-
C162	Manufacture of products of wood, cork, straw and plaiting materials							
C170	Manufacture of paper and paper products	13	-	-	-	-	-	-
C181	Printing and service activities related to printing	78	-	-	-	-	-	-
C192	Manufacture of refined petroleum products	s	s	s	s	s	s	s
C201	Manufacture of basic chemicals	11	858	-	858	-	-	-
C202	Manufacture of other chemical products, n.e.c.	17	-	-	-	-	-	-
C210	Manufacture of pharmaceuticals, medicinal chemical and botanical products	4	10,755	-	10,755	-	-	-
C221	Manufacture of rubber products	4	-	-	-	-	-	-
C222	Manufacture of plastic products	28	-	-	-	-	-	-
C231	Manufacture of glass and glass products	4	-	-	-	-	-	-
C239	Manufacture of non-metallic mineral products, n.e.c.	20	-	-	-	-	-	-
C241	Manufacture of basic iron and steel	17	-	-	-	-	-	-
C242	Manufacture of basic precious and other non-ferrous metals	4	900,162	-	900,162	-	-	-
C243	Casting of metals	s	-	-	-	-	-	-
C251	Manufacture of structural metal products, tanks, reservoirs and steam generators	12	-	-	-	-	-	-
C252	Manufacture of weapons and ammunition	s	-	-	-	-	-	-
C259	Manufacture of other fabricated metal products; metal working service activities	23	-	-	-	-	-	-

*Continued*

TABLE 10 - *Continued*

2009 PSIC Code	Region/ Industry Description	Number of Establishments	Book Value of Intangible Assets as of 31 December					
			Total	Intangible Non-Produced Assets	Computer Software and Databases	Entertainment, Literary and Artistic Originals	Research and Development	Other Intangible Assets
		(1)	(2)	(3)	(4)	(5)	(6)	(7)
C265	Manufacture of measuring, testing, navigating and control equipment; watches and clocks	s	-	-	-	-	-	-
C275	Manufacture of domestic appliances	s	-	-	-	-	-	-
C279	Manufacture of other electrical equipment	s	-	-	-	-	-	-
C281	Manufacture of general purpose machinery	3	-	-	-	-	-	-
C282	Manufacture of special purpose machinery	6	-	-	-	-	-	-
C291	Manufacture of motor vehicles	s	-	-	-	-	-	-
C293	Manufacture of parts and accessories for motor vehicles	s	-	-	-	-	-	-
C301	Building of ships and boats	}	3	-	-	-	-	-
C309	Manufacture of transport equipment, n.e.c.							
C310	Manufacture of furniture	27	-	-	-	-	-	-
C321	Manufacture of jewelry, bijouterie and related articles	s	-	-	-	-	-	-
C329	Other manufacturing, n.e.c.	6	-	-	-	-	-	-
C331	Repair of fabricated metal products, machinery and equipment	37	-	-	-	-	-	-
	<b>XII - SOCCSKSARGEN</b>	<b>629</b>	<b>39,942</b>	<b>8,057</b>	<b>31,885</b>	<b>-</b>	<b>-</b>	<b>-</b>
C101	Processing and preserving of meat	9	9	9	-	-	-	-
C102	Processing and preserving of fish, crustaceans and mollusks	24	3,814	3,814	-	-	-	-
C103	Processing and preserving of fruits and vegetables	3	-	-	-	-	-	-
C104	Manufacture of vegetable and animal oils and fats	5	21,796	1,820	19,977	-	-	-
C105	Manufacture of dairy products	s	-	-	-	-	-	-
C106	Manufacture of grain mill products, starches and starch products	110	-	-	-	-	-	-
C107	Manufacture of other food products	203	-	-	-	-	-	-
C108	Manufacture of prepared animal feeds	5	2,415	2,415	-	-	-	-
C110	Manufacture of beverages	37	-	-	-	-	-	-
C131	Spinning, weaving and finishing of textiles	}	3	-	-	-	-	-
C139	Manufacture of other textiles							
C141	Manufacture of wearing apparel, except fur apparel	4	-	-	-	-	-	-
C142	Custom tailoring and dressmaking	8	-	-	-	-	-	-
C152	Manufacture of footwear	s	-	-	-	-	-	-
C161	Sawmilling and planing of wood	3	-	-	-	-	-	-
C162	Manufacture of products of wood, cork, straw and plaiting materials	5	-	-	-	-	-	-
C170	Manufacture of paper and paper products	s	-	-	-	-	-	-
C181	Printing and service activities related to printing	70	-	-	-	-	-	-
C192	Manufacture of refined petroleum products	s	-	-	-	-	-	-
C201	Manufacture of basic chemicals	4	-	-	-	-	-	-
C202	Manufacture of other chemical products, n.e.c.	5	-	-	-	-	-	-

*Continued*

TABLE 10 - *Continued*

2009 PSIC Code	Region/ Industry Description	Number of Establishments	Book Value of Intangible Assets as of 31 December					
			Total	Intangible Non-Produced Assets	Computer Software and Databases	Entertainment, Literary and Artistic Originals	Research and Development	Other Intangible Assets
		(1)	(2)	(3)	(4)	(5)	(6)	(7)
C210	Manufacture of pharmaceuticals, medicinal chemical and botanical products	s	-	-	-	-	-	-
C221	Manufacture of rubber products	5	-	-	-	-	-	-
C222	Manufacture of plastic products	s	-	-	-	-	-	-
C231	Manufacture of glass and glass products	20	-	-	-	-	-	-
C239	Manufacture of non-metallic mineral products, n.e.c.		-	-	-	-	-	-
C241	Manufacture of basic iron and steel	4	-	-	-	-	-	-
C243	Casting of metals	s	-	-	-	-	-	-
C251	Manufacture of structural metal products, tanks, reservoirs and steam generators	4	-	-	-	-	-	-
C259	Manufacture of other fabricated metal products; metal working service activities	38	11,909	-	11,909	-	-	-
C282	Manufacture of special purpose machinery	4	-	-	-	-	-	-
C301	Building of ships and boats	3	-	-	-	-	-	-
C309	Manufacture of transport equipment, n.e.c.		-	-	-	-	-	-
C310	Manufacture of furniture	11	-	-	-	-	-	-
C323	Manufacture of sports goods	s	-	-	-	-	-	-
C331	Repair of fabricated metal products, machinery and equipment	31	-	-	-	-	-	-
	<b>XIII - Caraga</b>	<b>440</b>	<b>37,324</b>	<b>15,287</b>	<b>22,037</b>	<b>-</b>	<b>-</b>	<b>-</b>
C101	Processing and preserving of meat	4	-	-	-	-	-	-
C102	Processing and preserving of fish, crustaceans and mollusks	s	-	-	-	-	-	-
C103	Processing and preserving of fruits and vegetables	s	-	-	-	-	-	-
C104	Manufacture of vegetable and animal oils and fats	5	5,482	-	5,482	-	-	-
C106	Manufacture of grain mill products, starches and starch products	49	-	-	-	-	-	-
C107	Manufacture of other food products	185	-	-	-	-	-	-
C108	Manufacture of prepared animal feeds	s	-	-	-	-	-	-
C110	Manufacture of beverages	71	3,150	-	3,150	-	-	-
C139	Manufacture of other textiles	s	-	-	-	-	-	-
C142	Custom tailoring and dressmaking	9	-	-	-	-	-	-
C152	Manufacture of footwear	s	-	-	-	-	-	-
C161	Sawmilling and planing of wood	5	-	-	-	-	-	-
C162	Manufacture of products of wood, cork, straw and plaiting materials	10	-	-	-	-	-	-
C181	Printing and service activities related to printing	33	-	-	-	-	-	-
C199	Manufacture of other fuel products	s	-	-	-	-	-	-
C201	Manufacture of basic chemicals	5	-	-	-	-	-	-
C202	Manufacture of other chemical products, n.e.c.		-	-	-	-	-	-
C221	Manufacture of rubber products	s	-	-	-	-	-	-

*Continued*

TABLE 10 - *Concluded*

2009 PSIC Code	Region/ Industry Description	Number of Establishments	Book Value of Intangible Assets as of 31 December						
			Total	Intangible Non-Produced Assets	Computer Software and Databases	Entertainment, Literary and Artistic Originals	Research and Development	Other Intangible Assets	
									(1)
C231	Manufacture of glass and glass products	}	14	15,287	15,287	-	-	-	-
C239	Manufacture of non-metallic mineral products, n.e.c.	}							
C241	Manufacture of basic iron and steel	}							
C242	Manufacture of basic precious and other non-ferrous metals	}	3	10,860	-	10,860	-	-	-
C251	Manufacture of structural metal products, tanks, reservoirs and steam generators	}							
C259	Manufacture of other fabricated metal products; metal working service activities	}	11	2,546	-	2,546	-	-	-
C282	Manufacture of special purpose machinery	s		-	-	-	-	-	-
C301	Building of ships and boats	s		-	-	-	-	-	-
C309	Manufacture of transport equipment, n.e.c.	s		-	-	-	-	-	-
C310	Manufacture of furniture		10	-	-	-	-	-	-
C321	Manufacture of jewelry, bijouterie and related articles		4	-	-	-	-	-	-
C324	Manufacture of games and toys	}	3	-	-	-	-	-	-
C329	Other manufacturing, n.e.c.	}							
C331	Repair of fabricated metal products, machinery and equipment		10	-	-	-	-	-	-
	Autonomous Region in Muslim Mindanao		57	-	-	-	-	-	-
C101	Processing and preserving of meat	s		-	-	-	-	-	-
C104	Manufacture of vegetable and animal oils and fats	s		-	-	-	-	-	-
C106	Manufacture of grain mill products, starches and starch products		21	-	-	-	-	-	-
C107	Manufacture of other food products		18	-	-	-	-	-	-
C108	Manufacture of prepared animal feeds	s		-	-	-	-	-	-
C110	Manufacture of beverages		7	-	-	-	-	-	-
C142	Custom tailoring and dressmaking	s		-	-	-	-	-	-
C221	Manufacture of rubber products	s		-	-	-	-	-	-
C239	Manufacture of non-metallic mineral products, n.e.c.	s		-	-	-	-	-	-
C301	Building of ships and boats	s		-	-	-	-	-	-
C310	Manufacture of furniture	s		-	-	-	-	-	-

- zero value

} Combined data

s Suppressed data

Notes: Values are in thousand pesos, except number of establishments.

Details may not add-up to total due to rounding and/or statistical disclosure control.

Source: Philippine Statistics Authority, 2019 Annual Survey of Philippine Business and Industry (Final Results)

Table 11. Number of Establishments and Value of Inventories by Type for Manufacturing Establishments by Region and Industry Group: Philippines, 2019

2009 PSIC Code	Region/ Industry Description	Number of Establishments	Value of Inventories as of 1 January			
			Total	Finished Products	Work-in-Progress	Raw Materials
		(1)	(2)	(3)	(4)	(5)
	<b>Philippines</b>	<b>24,270</b>	<b>1,134,531,475</b>	<b>277,329,295</b>	<b>135,162,965</b>	<b>575,029,990</b>
C101	Processing and preserving of meat	294	23,331,958	3,755,377	177,377	18,733,086
C102	Processing and preserving of fish, crustaceans and mollusks	225	11,296,331	4,485,476	157,685	4,925,422
C103	Processing and preserving of fruits and vegetables	144	3,941,039	1,812,747	303,960	1,404,276
C104	Manufacture of vegetable and animal oils and fats	136	31,772,289	12,475,163	151,180	8,168,517
C105	Manufacture of dairy products	89	21,070,446	6,138,910	302,896	11,625,094
C106	Manufacture of grain mill products, starches and starch products	1,218	29,893,148	4,031,340	144,029	21,106,179
C107	Manufacture of other food products	7,739	43,308,242	9,941,042	387,803	27,928,230
C108	Manufacture of prepared animal feeds	196	20,277,561	4,375,413	805,398	14,466,686
C110	Manufacture of beverages	2,637	33,428,064	3,897,111	5,146,541	17,478,015
C120	Manufacture of tobacco products	19	13,786,592	3,035,306	223,187	9,641,595
C131	Spinning, weaving and finishing of textiles	109	1,778,073	216,232	351,902	566,431
C139	Manufacture of other textiles	254	8,973,281	1,906,820	1,417,863	4,461,909
C141	Manufacture of wearing apparel, except fur apparel	849	16,986,819	3,337,546	1,704,372	11,818,824
C142	Custom tailoring and dressmaking	500	426,165	5,303	664	193,234
C143	Manufacture of knitted and crocheted apparel	19	1,013,667	101,437	96,596	711,257
C151	Tanning and dressing of leather; manufacture of luggage and handbags	46	544,897	153,695	75,517	245,350
C152	Manufacture of footwear	148	4,001,700	976,078	640,687	2,145,575
C161	Sawmilling and planing of wood	48	1,313,252	570,513	36,375	277,181
C162	Manufacture of products of wood, cork, straw and plaiting materials	290	12,799,628	1,817,029	2,561,200	7,297,188
C170	Manufacture of paper and paper products	361	51,975,591	13,067,012	5,285,866	26,712,571
C181	Printing and service activities related to printing	2,113	14,956,606	1,099,035	1,455,937	12,016,052
C182	Reproduction of recorded media	6	45,794	12,094	6,796	26,395
C192	Manufacture of refined petroleum products	26	42,417,436	25,553,037	12,314	16,845,675
C199	Manufacture of other fuel products	7	157,155	55,732	-	101,423
C201	Manufacture of basic chemicals	196	21,077,811	4,898,468	518,340	9,665,779
C202	Manufacture of other chemical products, n.e.c.	390	28,424,903	9,057,650	585,664	12,532,908
C203	Manufacture of man-made fibers	3	247,252	184,904	277	62,070
C210	Manufacture of pharmaceuticals, medicinal chemical and botanical products	121	5,497,756	603,951	211,555	4,680,060
C221	Manufacture of rubber products	147	11,662,994	1,982,853	620,515	4,467,867
C222	Manufacture of plastic products	820	48,740,402	16,239,931	2,216,182	25,897,896
C231	Manufacture of glass and glass products	92	2,936,418	960,953	148,552	1,482,731
C239	Manufacture of non-metallic mineral products, n.e.c.	654	33,702,171	8,693,593	3,458,697	16,681,174
C241	Manufacture of basic iron and steel	299	129,398,952	24,458,772	8,806,348	72,968,850
C242	Manufacture of basic precious and other non-ferrous metals	33	15,454,588	3,199,063	1,079,046	2,428,831

Continued

TABLE 11 - *Continued*

2009 PSIC Code	Region/ Industry Description	Number of Establishments	Value of Inventories as of 1 January			
			Total	Finished Products	Work-in-Progress	Raw Materials
		(1)	(2)	(3)	(4)	(5)
C243	Casting of metals	52	3,017,680	732,188	424,337	1,441,044
C251	Manufacture of structural metal products, tanks, reservoirs and steam generators	428	54,979,467	1,906,220	3,733,252	47,601,473
C252	Manufacture of weapons and ammunition	14	1,466,714	249,398	457,346	629,100
C259	Manufacture of other fabricated metal products; metal working service activities	761	31,705,612	9,846,465	3,422,483	16,461,009
C261	Manufacture of electronic components	145	149,566,094	47,867,128	63,668,173	35,599,680
C262	Manufacture of computers and peripheral equipment and accessories	32	29,685,080	2,885,047	4,658,763	21,526,096
C263	Manufacture of communication equipment	12	1,766,417	76,233	143,963	1,544,977
C264	Manufacture of consumer electronics	18	1,682,381	322,960	173,208	1,167,377
C265	Manufacture of measuring, testing, navigating and control equipment; watches and clocks	21	1,567,596	198,174	160,015	1,151,425
C267	Manufacture of optical instruments and photographic equipment	21	5,088,479	831,078	686,913	3,340,476
C271	Manufacture of electric motors, generators, transformers and electricity distribution and control apparatus	56	4,867,320	1,191,071	742,940	2,623,075
C272	Manufacture of batteries and accumulators	11	7,767,562	521,722	6,125,499	693,821
C273	Manufacture of wiring and wiring devices	57	9,879,689	710,501	116,661	8,985,164
C274	Manufacture of electric lighting equipment	38	2,736,428	461,859	263,633	1,708,557
C275	Manufacture of domestic appliances	44	1,366,283	377,953	132,194	837,975
C279	Manufacture of other electrical equipment	24	1,415,528	162,554	91,118	969,420
C281	Manufacture of general purpose machinery	132	14,755,993	1,890,312	1,046,684	9,212,196
C282	Manufacture of special purpose machinery	210	4,075,940	526,951	1,354,387	1,942,712
C291	Manufacture of motor vehicles	41	24,052,145	17,980,595	530,082	4,274,654
C292	Manufacture of bodies (coachwork) for motor vehicles; manufacture of trailers and semi-trailers	27	1,015,613	310,707	326,626	369,805
C293	Manufacture of parts and accessories for motor vehicles	115	22,309,203	3,560,880	1,764,781	13,049,022
C301	Building of ships and boats	32	2,383,325	301	5,712	2,377,312
C303	Manufacture of air and spacecraft and related machinery	9	8,949,452	174,040	1,251,852	7,152,246
C309	Manufacture of transport equipment, n.e.c.	73	22,219,689	7,279,668	187,864	3,980,886
C310	Manufacture of furniture	717	24,994,573	1,846,147	1,588,052	8,981,604
C321	Manufacture of jewelry, bijouterie and related articles	77	689,349	177,789	24,736	441,628
C322	Manufacture of musical instruments	3	7,479	1,860	2,565	2,293
C323	Manufacture of sports goods	23	839,537	134,939	142,323	522,277
C324	Manufacture of games and toys	31	402,080	99,689	45,544	254,373
C325	Manufacture of medical and dental instruments and supplies	48	8,161,471	1,467,216	1,883,609	3,376,872
C329	Other manufacturing, n.e.c.	214	1,421,785	392,831	97,306	905,721
C331	Repair of fabricated metal products, machinery and equipment	551	3,021,199	45,231	819,024	2,106,180
C332	Installation of industrial machinery and equipment	8	35,330	-	-	35,212

*Continued*



TABLE 11 - *Continued*

2009 PSIC Code	Region/ Industry Description	Number of Establishments	Value of Inventories as of 1 January			
			Total	Finished Products	Work-in-Progress	Raw Materials
		(1)	(2)	(3)	(4)	(5)
	<b>National Capital Region</b>	<b>6,369</b>	<b>336,154,601</b>	<b>71,728,201</b>	<b>22,346,861</b>	<b>178,615,073</b>
C101	Processing and preserving of meat	37	6,392,414	402,084	82,150	5,681,962
C102	Processing and preserving of fish, crustaceans and mollusks	38	2,813,665	834,230	31,243	1,894,276
C103	Processing and preserving of fruits and vegetables	42	1,175,676	412,322	67,634	634,436
C104	Manufacture of vegetable and animal oils and fats	18	5,895,004	2,843,542	-	3,019,160
C105	Manufacture of dairy products	26	4,604,184	42,485	51,576	4,484,191
C106	Manufacture of grain mill products, starches and starch products	18	10,453,153	2,107,154	26,684	7,832,052
C107	Manufacture of other food products	1,093	8,671,639	1,801,392	158,455	5,927,420
C108	Manufacture of prepared animal feeds	12	1,679,033	291,425	-	1,316,955
C110	Manufacture of beverages	628	13,618,494	1,008,698	2,556,094	7,775,840
C120	Manufacture of tobacco products	6	10,186,173	2,216,009	204,159	7,306,641
C131	Spinning, weaving and finishing of textiles	42	1,201,270	31,057	274,297	292,547
C139	Manufacture of other textiles	128	7,562,805	1,559,266	1,168,428	3,778,688
C141	Manufacture of wearing apparel, except fur apparel	362	11,042,251	1,903,733	493,965	8,571,815
C142	Custom tailoring and dressmaking	156	323,387	-	-	148,774
C143	Manufacture of knitted and crocheted apparel	15	785,254	88,571	19,285	630,751
C151	Tanning and dressing of leather; manufacture of luggage and handbags	28	251,934	121,048	372	63,687
C152	Manufacture of footwear	78	1,245,556	287,774	165,419	561,145
C161	Sawmilling and planing of wood	9	410,695	189,220	1,073	220,352
C162	Manufacture of products of wood, cork, straw and plaiting materials	49	189,713	42,518	-	94,586
C170	Manufacture of paper and paper products	205	39,016,246	11,958,075	4,840,543	16,030,198
C181	Printing and service activities related to printing	999	4,540,134	487,739	1,105,181	2,882,358
C182	Reproduction of recorded media	4	1,433	21	24	879
C192	Manufacture of refined petroleum products	10	224,089	131,027	12,314	77,895
C199	Manufacture of other fuel products					
C201	Manufacture of basic chemicals	66	4,638,781	1,682,008	-	1,301,176
C202	Manufacture of other chemical products, n.e.c.	198	18,009,880	6,630,850	208,220	5,162,735
C203	Manufacture of man-made fibers					
C210	Manufacture of pharmaceuticals, medicinal chemical and botanical products	47	1,090,070	4,260	-	1,085,810
C221	Manufacture of rubber products	69	7,558,932	763,703	125,522	2,606,706
C222	Manufacture of plastic products	439	28,694,789	12,230,875	588,424	15,174,003
C231	Manufacture of glass and glass products	29	315,025	118,015	20,261	176,749
C239	Manufacture of non-metallic mineral products, n.e.c.	89	5,448,363	2,729,501	194,868	2,087,322
C241	Manufacture of basic iron and steel	100	65,711,414	6,183,660	170,682	37,925,805
C242	Manufacture of basic precious and other non-ferrous metals	6	2,197,881	1,518,324	4,327	599,991
C243	Casting of metals	20	353,797	197,906	16,810	135,619

*Continued*

TABLE 11 - *Continued*

2009 PSIC Code	Region/ Industry Description	Number of Establishments	Value of Inventories as of 1 January			
			Total	Finished Products	Work-in-Progress	Raw Materials
		(1)	(2)	(3)	(4)	(5)
C251	Manufacture of structural metal products, tanks, reservoirs and steam generators	208	12,248,424	1,351,570	2,475,822	6,891,804
C252	Manufacture of weapons and ammunition	10	1,450,825	245,099	450,591	624,287
C259	Manufacture of other fabricated metal products; metal working service activities	282	12,542,950	5,421,111	931,012	4,909,941
C261	Manufacture of electronic components	14	1,967,991	63,003	256,515	1,527,775
C262	Manufacture of computers and peripheral equipment and accessories	3	13,433	2,045	160	8,691
C263	Manufacture of communication equipment					
C264	Manufacture of consumer electronics					
C265	Manufacture of measuring, testing, navigating and control equipment; watches and clocks	9	357,211	32,603	16,081	298,927
C267	Manufacture of optical instruments and photographic equipment					
C271	Manufacture of electric motors, generators, transformers and electricity distribution and control apparatus					
C272	Manufacture of batteries and accumulators	4	3,563,997	225,271	2,791,589	334,516
C273	Manufacture of wiring and wiring devices	22	3,948,620	-	-	3,948,620
C274	Manufacture of electric lighting equipment	12	342,142	94,359	44,819	136,356
C275	Manufacture of domestic appliances	20	373,321	119,805	10,632	242,884
C279	Manufacture of other electrical equipment	s	s	s	s	s
C281	Manufacture of general purpose machinery	59	4,838,592	589,781	215,405	3,994,936
C282	Manufacture of special purpose machinery	75	2,095,793	68,512	1,180,459	846,822
C291	Manufacture of motor vehicles	13	399,861	108,048	93,513	91,913
C292	Manufacture of bodies (coachwork) for motor vehicles; manufacture of trailers and semi-trailers	7	180,751	1,872	110,505	65,879
C293	Manufacture of parts and accessories for motor vehicles	22	1,019,257	-	37,564	981,693
C301	Building of ships and boats	10	8,550	-	-	8,550
C303	Manufacture of air and spacecraft and related machinery	27	3,061,480	945,247	300	1,937,980
C309	Manufacture of transport equipment, n.e.c.					
C310	Manufacture of furniture	203	19,688,529	1,228,978	1,048,717	5,345,379
C321	Manufacture of jewelry, bijouterie and related articles	14	-	-	-	-
C322	Manufacture of musical instruments	s	s	s	s	s
C323	Manufacture of sports goods	6	143,092	44,279	36,468	48,693
C324	Manufacture of games and toys	12	35,674	6,912	1,379	25,445
C325	Manufacture of medical and dental instruments and supplies	18	185,342	-	-	179,770
C329	Other manufacturing, n.e.c.	69	669,229	314,152	14,293	333,593
C331	Repair of fabricated metal products, machinery and equipment	147	61,521	-	-	49,101
C332	Installation of industrial machinery and equipment	s	s	s	s	s

*Continued*

TABLE 11 - *Continued*

2009 PSIC Code	Region/ Industry Description	Number of Establishments	Value of Inventories as of 1 January			
			Total	Finished Products	Work-in-Progress	Raw Materials
		(1)	(2)	(3)	(4)	(5)
	<b>Cordillera Administrative Region</b>	<b>316</b>	<b>47,883,538</b>	<b>16,507,036</b>	<b>26,607,617</b>	<b>4,529,946</b>
C101	Processing and preserving of meat	s	s	s	s	s
C103	Processing and preserving of fruits and vegetables	3	33,723	25,622	-	7,106
C105	Manufacture of dairy products	s	s	s	s	s
C106	Manufacture of grain mill products, starches and starch products	37	500	-	-	500
C107	Manufacture of other food products	110	67,512	-	-	67,512
C110	Manufacture of beverages	50	10,709	-	-	10,709
C131	Spinning, weaving and finishing of textiles	16	93,090	47,822	4,454	17,423
C139	Manufacture of other textiles					
C141	Manufacture of wearing apparel, except fur apparel	s	-	-	-	-
C142	Custom tailoring and dressmaking	20	4,888	-	-	4,881
C162	Manufacture of products of wood, cork, straw and plaiting materials	s	s	s	s	s
C170	Manufacture of paper and paper products	s	s	s	s	s
C181	Printing and service activities related to printing	38	95,228	-	-	51,933
C201	Manufacture of basic chemicals	s	s	s	s	s
C202	Manufacture of other chemical products, n.e.c.	s	s	s	s	s
C221	Manufacture of rubber products	5	63,378	13,839	3,705	38,421
C222	Manufacture of plastic products					
C231	Manufacture of glass and glass products	s	s	s	s	s
C239	Manufacture of non-metallic mineral products, n.e.c.	s	s	s	s	s
C241	Manufacture of basic iron and steel	s	s	s	s	s
C242	Manufacture of basic precious and other non-ferrous metals	s	s	s	s	s
C251	Manufacture of structural metal products, tanks, reservoirs and steam generators	4	1,060	250	225	560
C259	Manufacture of other fabricated metal products; metal working service activities	5	248	-	-	203
C261	Manufacture of electronic components	4	42,963,087	16,249,034	25,397,548	1,316,506
C281	Manufacture of general purpose machinery	3	11,242	-	-	11,242
C282	Manufacture of special purpose machinery					
C303	Manufacture of air and spacecraft and related machinery	s	s	s	s	s
C310	Manufacture of furniture	s	s	s	s	s
C321	Manufacture of jewelry, bijouterie and related articles	s	s	s	s	s
C331	Repair of fabricated metal products, machinery and equipment	4	402	-	-	402
	<b>I - Ilocos Region</b>	<b>746</b>	<b>13,854,887</b>	<b>2,139,618</b>	<b>7,919</b>	<b>10,254,802</b>
C101	Processing and preserving of meat	14	3,746,324	56,486	-	3,678,329
C102	Processing and preserving of fish, crustaceans and mollusks	15	-	-	-	-

*Continued*

TABLE 11 - *Continued*

2009 PSIC Code	Region/ Industry Description	Number of Establishments	Value of Inventories as of 1 January			
			Total	Finished Products	Work-in-Progress	Raw Materials
		(1)	(2)	(3)	(4)	(5)
C103	Processing and preserving of fruits and vegetables	s	s	s	s	s
C105	Manufacture of dairy products	s	s	s	s	s
C106	Manufacture of grain mill products, starches and starch products	61	4,134,408	-	-	4,128,466
C107	Manufacture of other food products	274	1,479,284	1,273,988	2,034	157,263
C108	Manufacture of prepared animal feeds	4	35,520	8,107	-	11,056
C110	Manufacture of beverages	126	973,660	141,525	636	644,280
C120	Manufacture of tobacco products	3	470,178	5,336	-	118,471
C131	Spinning, weaving and finishing of textiles	6	932	-	-	738
C141	Manufacture of wearing apparel, except fur apparel	3	1,242	-	-	1,242
C142	Custom tailoring and dressmaking	9	1,619	-	-	1,619
C162	Manufacture of products of wood, cork, straw and plaiting materials	12	2,248	875	-	1,373
C170	Manufacture of paper and paper products	s	s	s	s	s
C181	Printing and service activities related to printing	62	37,123	-	-	30,341
C201	Manufacture of basic chemicals	7	804,778	-	-	804,747
C202	Manufacture of other chemical products, n.e.c.					
C210	Manufacture of pharmaceuticals, medicinal chemical and botanical products					
C221	Manufacture of rubber products	s	s	s	s	s
C222	Manufacture of plastic products	s	s	s	s	s
C239	Manufacture of non-metallic mineral products, n.e.c.	26	1,353,044	447,716	-	144,998
C241	Manufacture of basic iron and steel	6	275,422	132,230	-	143,192
C251	Manufacture of structural metal products, tanks, reservoirs and steam generators	11	264,339	-	-	264,339
C259	Manufacture of other fabricated metal products; metal working service activities	17	1,566	-	-	1,284
C282	Manufacture of special purpose machinery	5	1,519	255	27	1,009
C292	Manufacture of bodies (coachwork) for motor vehicles; }	6	5,883	100	-	80
	manufacture of trailers and semi-trailers }					
C293	Manufacture of parts and accessories for motor vehicles }					
C309	Manufacture of transport equipment, n.e.c.	s	s	s	s	s
C310	Manufacture of furniture	36	35,711	-	-	34,926
C321	Manufacture of jewelry, bijouterie and related articles }	16	4,775	2,174	670	1,380
C324	Manufacture of games and toys }					
C329	Other manufacturing, n.e.c. }					
C331	Repair of fabricated metal products, machinery and equipment	21	53,039	10,480	4,553	36,246
	II - Cagayan Valley	403	2,636,215	448,075	27,163	1,527,247
C101	Processing and preserving of meat	4	18,190	322	-	9,509

*Continued*

TABLE 11 - *Continued*

2009 PSIC Code	Region/ Industry Description	Number of Establishments	Value of Inventories as of 1 January			
			Total	Finished Products	Work-in-Progress	Raw Materials
		(1)	(2)	(3)	(4)	(5)
C102	Processing and preserving of fish, crustaceans and mollusks	s	s	s	s	s
C103	Processing and preserving of fruits and vegetables	3	679	90	-	370
C105	Manufacture of dairy products	s	s	s	s	s
C106	Manufacture of grain mill products, starches and starch products	39	731,059	153,980	19,832	445,453
C107	Manufacture of other food products	194	784,156	75,291	-	590,497
C108	Manufacture of prepared animal feeds	5	77,106	5,743	-	62,736
C110	Manufacture of beverages	46	837,296	199,681	-	337,750
C120	Manufacture of tobacco products	s	s	s	s	s
C131	Spinning, weaving and finishing of textiles	s	s	s	s	s
C139	Manufacture of other textiles	s	s	s	s	s
C142	Custom tailoring and dressmaking	7	1,066	219	-	757
C162	Manufacture of products of wood, cork, straw and plaiting materials	3	793	30	8	754
C181	Printing and service activities related to printing	37	52,572	6,377	5,483	30,968
C182	Reproduction of recorded media	s	s	s	s	s
C192	Manufacture of refined petroleum products	s	s	s	s	s
C199	Manufacture of other fuel products	s	s	s	s	s
C201	Manufacture of basic chemicals	s	s	s	s	s
C231	Manufacture of glass and glass products	15	14,958	821	515	6,782
C239	Manufacture of non-metallic mineral products, n.e.c.					
C251	Manufacture of structural metal products, tanks, reservoirs and steam generators	4	19,001	18	18	5,216
C259	Manufacture of other fabricated metal products; metal working service activities	9	21,748	594	250	16,668
C282	Manufacture of special purpose machinery	3	59,537	804	1,058	12,122
C310	Manufacture of furniture	13	9,128	2,878	-	2,999
C321	Manufacture of jewelry, bijouterie and related articles	s	s	s	s	s
C329	Other manufacturing, n.e.c.	s	s	s	s	s
C331	Repair of fabricated metal products, machinery and equipment	9	1,442	426	-	644
	III - Central Luzon	2,456	232,396,134	63,633,584	41,288,118	116,848,666
C101	Processing and preserving of meat	79	3,456,574	726,361	9,870	2,629,358
C102	Processing and preserving of fish, crustaceans and mollusks	23	616,575	250,166	-	366,409
C103	Processing and preserving of fruits and vegetables	18	878,699	341,409	12,761	310,484
C104	Manufacture of vegetable and animal oils and fats	3	296,811	-	-	887
C105	Manufacture of dairy products	11	426,458	174,567	-	248,125
C106	Manufacture of grain mill products, starches and starch products	134	5,019,031	172,086	86,596	1,862,197

*Continued*

TABLE 11 - *Continued*

2009 PSIC Code	Region/ Industry Description	Number of Establishments	Value of Inventories as of 1 January			
			Total	Finished Products	Work-in-Progress	Raw Materials
		(1)	(2)	(3)	(4)	(5)
C107	Manufacture of other food products	619	4,328,272	580,170	9,610	3,606,968
C108	Manufacture of prepared animal feeds	53	5,415,154	584,971	413,039	4,217,018
C110	Manufacture of beverages	260	1,950,151	469,104	1,005	806,597
C120	Manufacture of tobacco products	s	s	s	s	s
C131	Spinning, weaving and finishing of textiles	17	410,673	119,593	62,316	213,568
C139	Manufacture of other textiles	44	208,592	-	13,146	82,551
C141	Manufacture of wearing apparel, except fur apparel	154	3,381,316	966,308	576,495	1,837,377
C142	Custom tailoring and dressmaking	23	38,927	608	2,695	22,237
C143	Manufacture of knitted and crocheted apparel					
C151	Tanning and dressing of leather; manufacture of luggage and handbags	10	231,969	31,715	64,682	134,186
C152	Manufacture of footwear	11	397,092	50,986	106,789	237,910
C161	Sawmilling and planing of wood	33	389,346	2,366	1,374	379,357
C162	Manufacture of products of wood, cork, straw and plaiting materials					
C170	Manufacture of paper and paper products	33	2,606,233	178,466	111,209	1,700,289
C181	Printing and service activities related to printing	123	76,459	2,355	-	71,118
C192	Manufacture of refined petroleum products	3	25,440,463	25,402,270	-	38,192
C201	Manufacture of basic chemicals	19	1,688,405	26,452	8,557	1,083,515
C202	Manufacture of other chemical products, n.e.c.	29	1,908,408	153,555	21,215	1,716,190
C210	Manufacture of pharmaceuticals, medicinal chemical and botanical products	19	853,658	280,625	120,786	450,214
C221	Manufacture of rubber products	11	2,464,576	681,643	160,537	1,127,645
C222	Manufacture of plastic products	90	4,301,276	1,128,534	51,712	2,864,225
C231	Manufacture of glass and glass products	8	526,966	75,318	96,739	162,604
C239	Manufacture of non-metallic mineral products, n.e.c.	137	5,977,964	535,673	734,311	4,516,344
C241	Manufacture of basic iron and steel	47	23,363,074	6,262,991	-	16,129,332
C242	Manufacture of basic precious and other non-ferrous metals	5	86,518	-	-	86,518
C243	Casting of metals	5	357,290	41,318	3,737	312,235
C251	Manufacture of structural metal products, tanks, reservoirs and steam generators	49	36,122,003	1,218	100	36,088,844
C252	Manufacture of weapons and ammunition	37	2,175,969	950,550	33,313	1,192,105
C259	Manufacture of other fabricated metal products; metal working service activities					
C261	Manufacture of electronic components	15	55,113,652	19,906,283	30,841,009	4,162,517
C262	Manufacture of computers and peripheral equipment and accessories	5	25,671,710	2,037,389	4,016,156	19,618,165
C264	Manufacture of consumer electronics	4	203,945	-	77	195,307
C265	Manufacture of measuring, testing, navigating and control equipment; watches and clocks					
C271	Manufacture of electric motors, generators, transformers and electricity distribution and control apparatus	9	164,607	-	-	156,818

*Continued*

TABLE 11 - *Continued*

2009 PSIC Code	Region/ Industry Description	Number of Establishments	Value of Inventories as of 1 January				
			Total	Finished Products	Work-in-Progress	Raw Materials	
		(1)	(2)	(3)	(4)	(5)	
C272	Manufacture of batteries and accumulators	3	3,945,274	203,427	3,200,144	329,082	
C273	Manufacture of wiring and wiring devices	8	1,673,819	72,573	-	1,601,247	
C274	Manufacture of electric lighting equipment	7	334,196	10,941	26,306	296,463	
C275	Manufacture of domestic appliances	5	120,002	40,304	-	76,870	
C279	Manufacture of other electrical equipment	5	266,619	3,974	12,603	250,042	
C281	Manufacture of general purpose machinery	13	181,783	3,095	4,762	172,131	
C282	Manufacture of special purpose machinery	17	448,443	107,260	-	289,267	
C291	Manufacture of motor vehicles	}	4	320,383	192,396	-	127,986
C292	Manufacture of bodies (coachwork) for motor vehicles; manufacture of trailers and semi-trailers						
C293	Manufacture of parts and accessories for motor vehicles						
C301	Building of ships and boats	s	s	s	s	s	
C303	Manufacture of air and spacecraft and related machinery	5	313,123	5,454	50,166	49,198	
C309	Manufacture of transport equipment, n.e.c.	23	29,783	10,019	8,079	11,685	
C310	Manufacture of furniture	94	1,420,469	112,992	14,597	920,872	
C321	Manufacture of jewelry, bijouterie and related articles	13	8,233	6,625	-	1,608	
C322	Manufacture of musical instruments	s	s	s	s	s	
C323	Manufacture of sports goods	4	315,261	67,385	63,832	172,847	
C324	Manufacture of games and toys	6	62,411	15,531	4,885	41,984	
C325	Manufacture of medical and dental instruments and supplies	8	1,257,285	267,642	28,624	171,451	
C329	Other manufacturing, n.e.c.	46	409,157	22,526	59,631	316,436	
C331	Repair of fabricated metal products, machinery and equipment	43	645,743	-	-	645,743	
C332	Installation of industrial machinery and equipment	s	s	s	s	s	
	<b>IVA - CALABARZON</b>	<b>4,340</b>	<b>307,086,981</b>	<b>79,390,258</b>	<b>30,609,168</b>	<b>164,599,359</b>	
C101	Processing and preserving of meat	51	3,888,724	870,426	70,339	2,671,059	
C102	Processing and preserving of fish, crustaceans and mollusks	13	132,994	51,069	-	36,250	
C103	Processing and preserving of fruits and vegetables	16	1,119,902	719,258	55,021	345,623	
C104	Manufacture of vegetable and animal oils and fats	41	828,026	378,507	11,873	382,944	
C105	Manufacture of dairy products	21	14,468,909	5,873,656	125,283	5,669,445	
C106	Manufacture of grain mill products, starches and starch products	86	649,722	165,595	1,507	458,518	
C107	Manufacture of other food products	1,144	8,222,817	1,114,818	76,877	5,682,085	
C108	Manufacture of prepared animal feeds	79	858,837	273,127	-	477,462	
C110	Manufacture of beverages	446	9,665,654	286,695	2,232,673	5,325,581	
C120	Manufacture of tobacco products	3	2,761,794	811,023	19,029	1,851,714	
C131	Spinning, weaving and finishing of textiles	10	70,359	16,373	10,793	42,632	
C139	Manufacture of other textiles	35	1,031,661	324,382	228,439	477,196	
C141	Manufacture of wearing apparel, except fur apparel	259	1,731,560	216,106	282,361	1,194,287	

*Continued*

TABLE 11 - *Continued*

2009 PSIC Code	Region/ Industry Description	Number of Establishments	Value of Inventories as of 1 January			
			Total	Finished Products	Work-in-Progress	Raw Materials
		(1)	(2)	(3)	(4)	(5)
C142	Custom tailoring and dressmaking	88	6,188	-	-	6,188
C143	Manufacture of knitted and crocheted apparel	3	207,750	12,391	74,922	64,435
C151	Tanning and dressing of leather; manufacture of luggage and handbags	6	60,268	932	10,463	47,448
C152	Manufacture of footwear	36	1,856,918	493,173	261,011	1,102,734
C161	Sawmilling and planing of wood	89	7,985,148	724,801	965,914	6,104,219
C162	Manufacture of products of wood, cork, straw and plaiting materials					
C170	Manufacture of paper and paper products	68	2,458,249	432,893	126,033	1,797,456
C181	Printing and service activities related to printing	145	3,475,355	493,932	80,856	2,852,945
C182	Reproduction of recorded media	s	s	s	s	s
C192	Manufacture of refined petroleum products	6	16,876,684	55,732	-	16,820,951
C199	Manufacture of other fuel products					
C201	Manufacture of basic chemicals	37	6,267,824	1,158,411	91,674	3,276,646
C202	Manufacture of other chemical products, n.e.c.	89	6,002,015	1,596,336	109,383	4,281,085
C210	Manufacture of pharmaceuticals, medicinal chemical and botanical products	30	3,298,006	282,777	66,680	2,948,548
C221	Manufacture of rubber products	36	957,232	410,193	104,150	434,755
C222	Manufacture of plastic products	170	6,792,604	2,060,545	367,673	3,468,468
C231	Manufacture of glass and glass products	26	1,639,485	659,640	7,838	885,393
C239	Manufacture of non-metallic mineral products, n.e.c.	116	10,508,161	2,344,978	450,831	6,789,438
C241	Manufacture of basic iron and steel	79	29,125,000	8,784,291	8,272,962	12,063,143
C242	Manufacture of basic precious and other non-ferrous metals	9	853,507	157,076	62,085	599,483
C243	Casting of metals	15	1,724,675	400,903	256,169	848,112
C251	Manufacture of structural metal products, tanks, reservoirs and steam generators	102	4,459,996	484,526	1,202,451	2,654,169
C259	Manufacture of other fabricated metal products; metal working service activities	222	11,521,094	2,542,101	1,082,845	7,358,743
C261	Manufacture of electronic components	99	40,320,609	10,564,442	6,663,310	21,434,488
C262	Manufacture of computers and peripheral equipment and accessories	24	3,995,642	845,613	642,448	1,894,946
C263	Manufacture of communication equipment	8	594,416	34,688	51,152	508,238
C264	Manufacture of consumer electronics	10	1,450,851	306,329	165,626	978,801
C265	Manufacture of measuring, testing, navigating and control equipment; watches and clocks	6	1,001,634	108,311	120,892	757,294
C267	Manufacture of optical instruments and photographic equipment	7	3,873,488	763,808	509,645	2,500,733
C271	Manufacture of electric motors, generators, transformers and electricity distribution and control apparatus	25	4,007,807	1,162,634	709,280	1,937,184
C272	Manufacture of batteries and accumulators	4	258,292	93,023	133,766	30,223
C273	Manufacture of wiring and wiring devices	24	4,119,138	632,482	104,385	3,320,857
C274	Manufacture of electric lighting equipment	15	1,971,515	334,222	178,686	1,223,325

*Continued*



TABLE 11 - *Continued*

2009 PSIC Code	Region/ Industry Description	Number of Establishments	Value of Inventories as of 1 January			
			Total	Finished Products	Work-in-Progress	Raw Materials
		(1)	(2)	(3)	(4)	(5)
C275	Manufacture of domestic appliances	14	623,744	184,522	75,285	348,604
C279	Manufacture of other electrical equipment	12	904,229	137,302	76,877	642,142
C281	Manufacture of general purpose machinery	48	9,213,846	1,230,975	782,531	4,638,859
C282	Manufacture of special purpose machinery	76	1,387,583	347,862	172,153	713,883
C291	Manufacture of motor vehicles	13	23,049,082	17,850,460	429,844	3,610,964
C292	Manufacture of bodies (coachwork) for motor vehicles; manufacture of trailers and semi-trailers	14	511,668	115,938	216,021	179,709
C293	Manufacture of parts and accessories for motor vehicles	71	17,988,584	2,837,564	1,378,656	10,650,866
C301	Building of ships and boats	5	158,912	-	5,651	153,262
C303	Manufacture of air and spacecraft and related machinery	19	22,736,208	6,259,886	110,138	5,882,633
C309	Manufacture of transport equipment, n.e.c.					
C310	Manufacture of furniture	92	1,282,637	146,916	22,625	1,104,511
C321	Manufacture of jewelry, bijouterie and related articles	5	130,374	82,076	3,577	44,721
C323	Manufacture of sports goods	9	274,238	12,305	23,704	232,414
C324	Manufacture of games and toys	6	54,442	3,199	3,268	47,975
C325	Manufacture of medical and dental instruments and supplies	16	5,344,458	1,084,160	1,296,166	2,497,330
C329	Other manufacturing, n.e.c.	27	211,126	39,837	15,447	155,841
C331	Repair of fabricated metal products, machinery and equipment	116	71,146	2,964	3,127	65,056
	<b>MIMAROPA</b>	<b>353</b>	<b>1,447,746</b>	<b>122,866</b>	<b>175,943</b>	<b>418,339</b>
C101	Processing and preserving of meat	s	s	s	s	s
C103	Processing and preserving of fruits and vegetables	s	s	s	s	s
C104	Manufacture of vegetable and animal oils and fats	3	119,195	106,365	-	473
C105	Manufacture of dairy products	s	s	s	s	s
C106	Manufacture of grain mill products, starches and starch products	89	186,399	-	-	186,399
C107	Manufacture of other food products	113	173,413	11,230	-	74,058
C110	Manufacture of beverages	61	11,422	-	-	8,783
C131	Spinning, weaving and finishing of textiles	s	s	s	s	s
C142	Custom tailoring and dressmaking	4	88	-	-	25
C151	Tanning and dressing of leather; manufacture of luggage and handbags	s	s	s	s	s
C162	Manufacture of products of wood, cork, straw and plaiting materials	s	s	s	s	s
C181	Printing and service activities related to printing	28	1,691	-	-	1,656
C192	Manufacture of refined petroleum products	s	s	s	s	s
C201	Manufacture of basic chemicals	5	3,620	480	720	2,400
C202	Manufacture of other chemical products, n.e.c.					
C210	Manufacture of pharmaceuticals, medicinal chemical and botanical products	s	s	s	s	

*Continued*

TABLE 11 - *Continued*

2009 PSIC Code	Region/ Industry Description	Number of Establishments	Value of Inventories as of 1 January			
			Total	Finished Products	Work-in-Progress	Raw Materials
		(1)	(2)	(3)	(4)	(5)
C222	Manufacture of plastic products	s	s	s	s	s
C239	Manufacture of non-metallic mineral products, n.e.c.	24	4,357	969	197	2,995
C242	Manufacture of basic precious and other non-ferrous metals	s	s	s	s	s
C259	Manufacture of other fabricated metal products; metal working service activities	6	2,066	1,010	561	240
C282	Manufacture of special purpose machinery	s	s	s	s	s
C310	Manufacture of furniture	4	523	38	-	402
C331	Repair of fabricated metal products, machinery and equipment	5	4,166	-	-	384
	<b>V - Bicol Region</b>	<b>760</b>	<b>7,970,283</b>	<b>2,486,342</b>	<b>411,360</b>	<b>3,067,331</b>
C101	Processing and preserving of meat	15	6,447	1,067	400	2,681
C102	Processing and preserving of fish, crustaceans and mollusks	24	9,879	-	-	8,726
C103	Processing and preserving of fruits and vegetables	7	67,365	29,019	7,486	12,950
C104	Manufacture of vegetable and animal oils and fats	7	2,117,497	1,300,588	20,919	691,715
C105	Manufacture of dairy products	4	16	-	-	15
C106	Manufacture of grain mill products, starches and starch products	127	329,127	-	-	251,715
C107	Manufacture of other food products	261	150,753	28,618	-	3,960
C108	Manufacture of prepared animal feeds	5	1,042,609	356,963	41,275	644,370
C110	Manufacture of beverages	84	106,038	41,316	-	29,620
C120	Manufacture of tobacco products	s	s	s	s	s
C131	Spinning, weaving and finishing of textiles	4	173	60	15	69
C139	Manufacture of other textiles	10	13,185	555	588	2,345
C141	Manufacture of wearing apparel, except fur apparel	34	34,286	7,151	500	1,371
C142	Custom tailoring and dressmaking					
C152	Manufacture of footwear	s	s	s	s	s
C162	Manufacture of products of wood, cork, straw and plaiting materials	19	110,969	23,333	12,836	42,064
C170	Manufacture of paper and paper products	s	s	s	s	s
C181	Printing and service activities related to printing	63	106,341	-	-	24,925
C192	Manufacture of refined petroleum products	s	s	s	s	s
C201	Manufacture of basic chemicals	3	3,785	-	-	3,785
C210	Manufacture of pharmaceuticals, medicinal chemical and botanical products	s	s	s	s	s
C231	Manufacture of glass and glass products	19	1,441,136	23,302	284	888,147
C239	Manufacture of non-metallic mineral products, n.e.c.					
C241	Manufacture of basic iron and steel	5	1,941,679	478,976	279,560	212,976
C242	Manufacture of basic precious and other non-ferrous metals					

*Continued*

TABLE 11 - *Continued*

2009 PSIC Code	Region/ Industry Description	Number of Establishments	Value of Inventories as of 1 January			
			Total	Finished Products	Work-in-Progress	Raw Materials
		(1)	(2)	(3)	(4)	(5)
C251	Manufacture of structural metal products, tanks, reservoirs and steam generators	4	75,564	13,720	44,304	17,336
C259	Manufacture of other fabricated metal products; metal working service activities	22	383	-	-	383
C282	Manufacture of special purpose machinery	3	810	-	-	810
C293	Manufacture of parts and accessories for motor vehicles	s	s	s	s	s
C310	Manufacture of furniture	14	15,172	7,250	725	7,190
C329	Other manufacturing, n.e.c.	9	2,761	552	337	1,872
C331	Repair of fabricated metal products, machinery and equipment	9	350	-	-	350
	<b>VI - Western Visayas</b>	<b>1,208</b>	<b>12,878,985</b>	<b>2,865,712</b>	<b>1,617,234</b>	<b>5,430,969</b>
C101	Processing and preserving of meat	15	11,869	6,271	-	3,264
C102	Processing and preserving of fish, crustaceans and mollusks	20	56,541	3,769	3	37,745
C103	Processing and preserving of fruits and vegetables	3	2,792	511	-	1,470
C104	Manufacture of vegetable and animal oils and fats	3	14,935	2,140	-	11,342
C105	Manufacture of dairy products	4	724	20	-	153
C106	Manufacture of grain mill products, starches and starch products	77	1,021,719	86,509	-	881,608
C107	Manufacture of other food products	594	3,267,654	818,991	46,916	1,289,167
C108	Manufacture of prepared animal feeds	3	762,109	51,121	-	627,251
C110	Manufacture of beverages	180	1,060,171	259,019	262	640,013
C131	Spinning, weaving and finishing of textiles	5	1,342	15	6	1,318
C139	Manufacture of other textiles	3	14,683	-	-	9,247
C141	Manufacture of wearing apparel, except fur apparel	12	5,105	814	1,018	3,273
C142	Custom tailoring and dressmaking	28	18,665	360	120	18,169
C161	Sawmilling and planing of wood	11	20,565	13,985	2,817	3,441
C162	Manufacture of products of wood, cork, straw and plaiting materials					
C170	Manufacture of paper and paper products	s	s	s	s	s
C181	Printing and service activities related to printing	79	5,691	-	-	5,691
C199	Manufacture of other fuel products	s	s	s	s	s
C201	Manufacture of basic chemicals	10	2,757,589	115,441	3,324	1,125,914
C202	Manufacture of other chemical products, n.e.c.	3	-	-	-	-
C210	Manufacture of pharmaceuticals, medicinal chemical and botanical products	4	7,374	1,285	-	6,089
C222	Manufacture of plastic products	8	253,807	75,823	44,601	133,382
C231	Manufacture of glass and glass products	49	3,045,988	1,377,588	1,501,934	159,996
C239	Manufacture of non-metallic mineral products, n.e.c.					
C241	Manufacture of basic iron and steel					
C243	Casting of metals	8	108,008	21,251	-	86,757

*Continued*

TABLE 11 - *Continued*

2009 PSIC Code	Region/ Industry Description	Number of Establishments	Value of Inventories as of 1 January			
			Total	Finished Products	Work-in-Progress	Raw Materials
		(1)	(2)	(3)	(4)	(5)
C251	Manufacture of structural metal products, tanks, reservoirs and steam generators	4	54,918	-	8,586	46,332
C259	Manufacture of other fabricated metal products; metal working service activities	12	29,195	438	7,640	19,622
C273	Manufacture of wiring and wiring devices	s	s	s	s	s
C275	Manufacture of domestic appliances	s	s	s	s	s
C282	Manufacture of special purpose machinery	4	40,333	-	-	40,333
C310	Manufacture of furniture	44	272,119	-	-	264,815
C329	Other manufacturing, n.e.c.	5	2,471	326	-	1,999
C331	Repair of fabricated metal products, machinery and equipment	19	41,611	29,976	-	11,636
	<b>VII - Central Visayas</b>	<b>2,853</b>	<b>80,200,592</b>	<b>15,582,088</b>	<b>5,813,569</b>	<b>51,459,531</b>
C101	Processing and preserving of meat	28	4,392,460	1,372,763	11,318	2,984,883
C102	Processing and preserving of fish, crustaceans and mollusks	36	678,658	271,750	11,190	308,056
C103	Processing and preserving of fruits and vegetables	15	15,410	1,496	-	5,701
C104	Manufacture of vegetable and animal oils and fats	11	2,435,084	833,353	-	1,534,870
C105	Manufacture of dairy products	7	68,748	33,585	-	35,163
C106	Manufacture of grain mill products, starches and starch products	40	513,369	45,313	-	461,166
C107	Manufacture of other food products	1,297	5,761,595	2,003,620	39,068	3,245,552
C108	Manufacture of prepared animal feeds	10	10,291,172	2,756,484	349,612	7,073,185
C110	Manufacture of beverages	367	631,570	275,837	-	214,944
C131	Spinning, weaving and finishing of textiles	3	689	587	18	78
C139	Manufacture of other textiles	18	10,045	2,148	1,264	6,142
C141	Manufacture of wearing apparel, except fur apparel	43	810,323	247,865	350,007	200,201
C142	Custom tailoring and dressmaking	24	-	-	-	-
C151	Tanning and dressing of leather; manufacture of luggage and handbags	s	s	s	s	s
C152	Manufacture of footwear	14	477,361	142,745	106,968	221,813
C161	Sawmilling and planing of wood	29	947,462	362,989	35,839	108,225
C162	Manufacture of products of wood, cork, straw and plaiting materials					
C170	Manufacture of paper and paper products					
C181	Printing and service activities related to printing	222	4,198,324	44,399	26,587	4,116,332
C199	Manufacture of other fuel products	s	s	s	s	s
C201	Manufacture of basic chemicals	19	542,828	44,968	-	99,416
C202	Manufacture of other chemical products, n.e.c.	36	1,250,513	188,735	41,390	1,004,603
C203	Manufacture of man-made fibers					
C210	Manufacture of pharmaceuticals, medicinal chemical and botanical products					
		8	242,534	32,281	23,978	186,275

*Continued*

TABLE 11 - *Continued*

2009 PSIC Code	Region/ Industry Description	Number of Establishments	Value of Inventories as of 1 January			
			Total	Finished Products	Work-in-Progress	Raw Materials
		(1)	(2)	(3)	(4)	(5)
C221	Manufacture of rubber products	9	618,894	118,213	228,277	261,438
C222	Manufacture of plastic products	70	7,200,985	445,750	1,035,065	3,349,378
C231	Manufacture of glass and glass products	9	348,069	103,822	19,999	196,565
C239	Manufacture of non-metallic mineral products, n.e.c.	76	3,590,074	775,219	432,500	1,125,619
C241	Manufacture of basic iron and steel	27	10,240,356	2,989,786	42,088	6,488,550
C242	Manufacture of basic precious and other non-ferrous metals					
C243	Casting of metals					
C251	Manufacture of structural metal products, tanks, reservoirs and steam generators	19	165,864	3,028	1,747	158,313
C252	Manufacture of weapons and ammunition	s	s	s	s	s
C259	Manufacture of other fabricated metal products; metal working service activities	47	472,379	68,828	49,621	311,716
C261	Manufacture of electronic components	13	9,200,755	1,084,367	509,791	7,158,394
C262	Manufacture of computers and peripheral equipment and accessories	4	1,176,296	41,546	92,812	1,041,035
C263	Manufacture of communication equipment					
C265	Manufacture of measuring, testing, navigating and control equipment; watches and clocks					
C267	Manufacture of optical instruments and photographic equipment	5	482,634	72,808	23,042	361,159
C271	Manufacture of electric motors, generators, transformers and electricity distribution and control apparatus	13	919,877	51,723	177,268	560,177
C273	Manufacture of wiring and wiring devices	3	361,671	19,690	993	340,618
C274	Manufacture of electric lighting equipment	s	s	s	s	s
C275	Manufacture of domestic appliances	4	88,574	22,338	13,823	52,414
C281	Manufacture of general purpose machinery	3	249,216	33,322	46,277	169,618
C282	Manufacture of special purpose machinery	8	494,468	66,022	43,987	384,459
C291	Manufacture of motor vehicles	7	15,262	818	691	13,753
C292	Manufacture of motor vehicles	8	515,830	22,087	6,725	484,405
C292	Manufacture of bodies (coachwork) for motor vehicles; manufacture of trailers and semi-trailers	10	1,302,879	368,777	95,354	762,834
C293	Manufacture of parts and accessories for motor vehicles					
C301	Building of ships and boats	6	463,387	301	61	463,025
C309	Manufacture of transport equipment, n.e.c.	s	s	s	s	s
C310	Manufacture of furniture	133	1,762,028	236,044	395,118	1,048,311
C321	Manufacture of jewelry, bijouterie and related articles	37	549,992	88,915	21,159	394,977
C322	Manufacture of musical instruments	s	s	s	s	s
C323	Manufacture of sports goods	s	s	s	s	s
C324	Manufacture of games and toys	3	249,184	74,047	36,012	138,798
C325	Manufacture of medical and dental instruments and supplies	5	1,374,387	115,414	558,818	528,321
C329	Other manufacturing, n.e.c.	18	66,752	1,408	2,028	63,316

*Continued*

TABLE 11 - *Continued*

2009 PSIC Code	Region/ Industry Description	Number of Establishments	Value of Inventories as of 1 January			
			Total	Finished Products	Work-in-Progress	Raw Materials
		(1)	(2)	(3)	(4)	(5)
C331	Repair of fabricated metal products, machinery and equipment	54	1,975,462	-	810,543	1,164,918
	<b>VIII - Eastern Visayas</b>	<b>871</b>	<b>8,779,740</b>	<b>2,913,119</b>	<b>755,797</b>	<b>2,024,752</b>
C101	Processing and preserving of meat	s	s	s	s	s
C102	Processing and preserving of fish, crustaceans and mollusks	3	12,600	3,960	-	6,763
C103	Processing and preserving of fruits and vegetables	s	s	s	s	s
C104	Manufacture of vegetable and animal oils and fats	6	2,176,321	1,724,916	68,598	382,808
C106	Manufacture of grain mill products, starches and starch products	97	717,743	2,496	-	137,100
C107	Manufacture of other food products	529	935,178	8,571	34,532	860,208
C110	Manufacture of beverages	108	364,675	136,165	736	45,140
C139	Manufacture of other textiles	s	s	s	s	s
C142	Custom tailoring and dressmaking	3	-	-	-	-
C162	Manufacture of products of wood, cork, straw and plaiting materials	s	s	s	s	s
C170	Manufacture of paper and paper products	3	34,483	1,479	-	33,004
C181	Printing and service activities related to printing	36	22,064	2,948	3,397	3,318
C192	Manufacture of refined petroleum products	s	s	s	s	s
C201	Manufacture of basic chemicals	7	184,818	52,273	-	117,369
C202	Manufacture of other chemical products, n.e.c.					
C210	Manufacture of pharmaceuticals, medicinal chemical and botanical products					
C221	Manufacture of rubber products	s	s	s	s	s
C222	Manufacture of plastic products	s	s	s	s	s
C231	Manufacture of glass and glass products	6	37,763	3,337	3,200	15,246
C239	Manufacture of non-metallic mineral products, n.e.c.	18	82,840	3,101	-	18,011
C242	Manufacture of basic precious and other non-ferrous metals	s	s	s	s	s
C243	Casting of metals	s	s	s	s	s
C251	Manufacture of structural metal products, tanks, reservoirs and steam generators	s	s	s	s	s
C259	Manufacture of other fabricated metal products; metal working service activities	18	48,251	-	-	356
C273	Manufacture of wiring and wiring devices	s	s	s	s	s
C282	Manufacture of special purpose machinery	s	s	s	s	s
C310	Manufacture of furniture	9	2,964	1,223	200	1,272
C329	Other manufacturing, n.e.c.	7	4,448	475	875	2,361
C331	Repair of fabricated metal products, machinery and equipment	6	1,115	-	-	672

*Continued*

TABLE 11 - *Continued*

2009 PSIC Code	Region/ Industry Description	Number of Establishments	Value of Inventories as of 1 January			
			Total	Finished Products	Work-in-Progress	Raw Materials
		(1)	(2)	(3)	(4)	(5)
	<b>IX - Zamboanga Peninsula</b>	<b>522</b>	<b>4,631,738</b>	<b>1,027,385</b>	<b>582,378</b>	<b>2,072,199</b>
C101	Processing and preserving of meat	6	16,160	2,697	2,336	8,406
C102	Processing and preserving of fish, crustaceans and mollusks	23	1,292,960	572,313	78,654	506,435
C103	Processing and preserving of fruits and vegetables	s	s	s	s	s
C104	Manufacture of vegetable and animal oils and fats	4	434,227	-	-	434,227
C105	Manufacture of dairy products	s	s	s	s	s
C106	Manufacture of grain mill products, starches and starch products	79	45,486	-	-	1,145
C107	Manufacture of other food products	244	452,103	1,060	-	449,135
C108	Manufacture of prepared animal feeds	s	s	s	s	s
C110	Manufacture of beverages	53	76,008	-	-	68,314
C142	Custom tailoring and dressmaking	10	1,151	-	-	1,150
C161	Sawmilling and planing of wood	3	1,398,718	280,866	350,319	59,543
C162	Manufacture of products of wood, cork, straw and plaiting materials					
C181	Printing and service activities related to printing	33	2,728	-	-	1,584
C202	Manufacture of other chemical products, n.e.c.	s	s	s	s	s
C221	Manufacture of rubber products	5	8,877	479	250	2,817
C222	Manufacture of plastic products	3	19,207	-	-	16,361
C231	Manufacture of glass and glass products	12	40,835	525	210	21,021
C239	Manufacture of non-metallic mineral products, n.e.c.					
C241	Manufacture of basic iron and steel	s	s	s	s	s
C251	Manufacture of structural metal products, tanks, reservoirs and steam generators	s	s	s	s	s
C259	Manufacture of other fabricated metal products; metal working service activities	5	755,733	152,049	135,065	468,618
C301	Building of ships and boats	s	s	s	s	s
C310	Manufacture of furniture	13	47,589	7,504	15,211	13,611
C324	Manufacture of games and toys	7	1,248	200	333	715
C329	Other manufacturing, n.e.c.					
C331	Repair of fabricated metal products, machinery and equipment	14	11,677	-	-	1,829
	<b>X - Northern Mindanao</b>	<b>774</b>	<b>25,792,763</b>	<b>7,747,130</b>	<b>1,451,703</b>	<b>14,578,549</b>
C101	Processing and preserving of meat	14	56,549	8,137	-	46,821
C102	Processing and preserving of fish, crustaceans and mollusks	s	s	s	s	s
C103	Processing and preserving of fruits and vegetables	12	292,846	195,306	2,466	44,857
C104	Manufacture of vegetable and animal oils and fats	10	4,243,879	3,368,595	36,474	654,535
C105	Manufacture of dairy products	6	1,499,069	13,858	126,017	1,186,896

*Continued*

TABLE 11 - *Continued*

2009 PSIC Code	Region/ Industry Description	Number of Establishments	Value of Inventories as of 1 January			
			Total	Finished Products	Work-in-Progress	Raw Materials
		(1)	(2)	(3)	(4)	(5)
C106	Manufacture of grain mill products, starches and starch products	85	5,020,712	1,148,750	9,409	3,723,316
C107	Manufacture of other food products	311	2,284,691	596,557	11,516	1,491,167
C108	Manufacture of prepared animal feeds	6	3,392	1,285	1,371	684
C110	Manufacture of beverages	51	3,502,279	547,305	354,479	1,518,416
C139	Manufacture of other textiles	s	s	s	s	s
C141	Manufacture of wearing apparel, except fur apparel	4	9,479	-	-	8,422
C142	Custom tailoring and dressmaking	25	14,832	75	125	2,153
C152	Manufacture of footwear	s	s	s	s	s
C161	Sawmilling and planing of wood	21	33,549	-	-	30,149
C162	Manufacture of products of wood, cork, straw and plaiting materials	9	56,083	9,065	8,094	38,382
C170	Manufacture of paper and paper products	8	2,443,390	1,409	378	2,441,483
C181	Printing and service activities related to printing	70	691,353	-	-	691,353
C192	Manufacture of refined petroleum products	s	s	s	s	s
C201	Manufacture of basic chemicals	10	4,041,256	1,764,429	414,293	1,759,026
C202	Manufacture of other chemical products, n.e.c.	4	366,462	26,025	191,181	109,427
C210	Manufacture of pharmaceuticals, medicinal chemical and botanical products	s	s	s	s	s
C221	Manufacture of rubber products	s	s	s	s	s
C222	Manufacture of plastic products	5	57,517	22,937	2,485	28,616
C231	Manufacture of glass and glass products	27	450,964	-	-	450,964
C239	Manufacture of non-metallic mineral products, n.e.c.					
C241	Manufacture of basic iron and steel	11	545,092	27,887	286,725	200,169
C243	Casting of metals	s	s	s	s	s
C251	Manufacture of structural metal products, tanks, reservoirs and steam generators	5	-	-	-	-
C252	Manufacture of weapons and ammunition	s	s	s	s	s
C259	Manufacture of other fabricated metal products; metal working service activities	11	46,788	4,000	3,200	38,388
C282	Manufacture of special purpose machinery	4	12,684	-	-	12,684
C291	Manufacture of motor vehicles	4	18,130	-	-	18,130
C292	Manufacture of bodies (coachwork) for motor vehicles; manufacture of trailers and semi-trailers	s	s	s	s	s
C310	Manufacture of furniture	13	32,987	5,198	2,010	23,215
C321	Manufacture of jewelry, bijouterie and related articles	3	-	-	-	-
C324	Manufacture of games and toys					
C325	Manufacture of medical and dental instruments and supplies					
C329	Other manufacturing, n.e.c.					
C331	Repair of fabricated metal products, machinery and equipment	28	36,651	1,386	802	33,734

*Continued*



TABLE 11 - *Continued*

2009 PSIC Code	Region/ Industry Description	Number of Establishments	Value of Inventories as of 1 January			
			Total	Finished Products	Work-in-Progress	Raw Materials
		(1)	(2)	(3)	(4)	(5)
	<b>XI - Davao Region</b>	<b>1,173</b>	<b>21,333,371</b>	<b>4,763,964</b>	<b>2,015,918</b>	<b>13,126,892</b>
C101	Processing and preserving of meat	14	1,195,678	244,761	-	950,917
C102	Processing and preserving of fish, crustaceans and mollusks	3	4,800	-	-	4,800
C103	Processing and preserving of fruits and vegetables	15	265,831	63,501	158,592	39,950
C104	Manufacture of vegetable and animal oils and fats	19	582,946	147,325	-	388,440
C105	Manufacture of dairy products	3	375	194	-	146
C106	Manufacture of grain mill products, starches and starch products	70	159,786	-	-	159,786
C107	Manufacture of other food products	551	6,269,550	1,507,049	8,796	4,231,024
C108	Manufacture of prepared animal feeds	11	75,291	44,119	-	22,088
C110	Manufacture of beverages	64	611,123	531,765	656	45,846
C120	Manufacture of tobacco products	s	s	s	s	s
C131	Spinning, weaving and finishing of textiles	4	1,504	716	-	679
C139	Manufacture of other textiles	9	115,741	20,314	4,754	90,655
C141	Manufacture of wearing apparel, except fur apparel	4	554	-	-	554
C142	Custom tailoring and dressmaking	53	3,837	-	112	995
C152	Manufacture of footwear	4	5,766	1,400	500	2,966
C161	Sawmilling and planing of wood	22	650,925	110,319	165,885	344,345
C162	Manufacture of products of wood, cork, straw and plaiting materials					
C170	Manufacture of paper and paper products					
C181	Printing and service activities related to printing	78	1,060,578	49,561	234,433	776,583
C192	Manufacture of refined petroleum products	s	s	s	s	s
C201	Manufacture of basic chemicals	11	162,787	53,544	490	105,330
C202	Manufacture of other chemical products, n.e.c.	17	883,193	475,490	11,778	266,829
C210	Manufacture of pharmaceuticals, medicinal chemical and botanical products	4	1,545	600	110	715
C221	Manufacture of rubber products	4	21,233	4,669	-	16,564
C222	Manufacture of plastic products	28	1,291,784	223,603	122,517	798,011
C231	Manufacture of glass and glass products	4	3,900	-	-	3,900
C239	Manufacture of non-metallic mineral products, n.e.c.	20	1,068,536	356,503	132,231	174,678
C241	Manufacture of basic iron and steel	17	102,940	21,616	34,400	36,308
C242	Manufacture of basic precious and other non-ferrous metals	4	349,288	170,010	-	179,278
C243	Casting of metals	s	s	s	s	s
C251	Manufacture of structural metal products, tanks, reservoirs and steam generators	12	1,565,645	51,217	-	1,472,752
C252	Manufacture of weapons and ammunition	s	s	s	s	s
C259	Manufacture of other fabricated metal products; metal working service activities	23	1,477,737	268,300	866,386	343,051

*Continued*

TABLE 11 - *Continued*

2009 PSIC Code	Region/ Industry Description	Number of Establishments	Value of Inventories as of 1 January				
			Total	Finished Products	Work-in-Progress	Raw Materials	
		(1)	(2)	(3)	(4)	(5)	
C265	Manufacture of measuring, testing, navigating and control equipment; watches and clocks	s	s	s	s	s	
C275	Manufacture of domestic appliances	s	s	s	s	s	
C279	Manufacture of other electrical equipment	s	s	s	s	s	
C281	Manufacture of general purpose machinery	3	16,062	438	-	10,570	
C282	Manufacture of special purpose machinery	6	5,728	-	-	5,728	
C291	Manufacture of motor vehicles	s	s	s	s	s	
C293	Manufacture of parts and accessories for motor vehicles	s	s	s	s	s	
C301	Building of ships and boats	}	3	41,592	-	-	41,592
C309	Manufacture of transport equipment, n.e.c.						
C310	Manufacture of furniture	27	343,855	74,284	69,448	176,578	
C321	Manufacture of jewelry, bijouterie and related articles	s	s	s	s	s	
C329	Other manufacturing, n.e.c.	6	38,064	8,633	2,647	19,897	
C331	Repair of fabricated metal products, machinery and equipment	37	12,198	-	-	10,088	
	<b>XII - SOCCSKSARGEN</b>	<b>629</b>	<b>22,120,325</b>	<b>4,274,965</b>	<b>356,501</b>	<b>5,675,733</b>	
C101	Processing and preserving of meat	9	146,138	62,188	-	64,831	
C102	Processing and preserving of fish, crustaceans and mollusks	24	5,619,626	2,489,677	36,595	1,751,171	
C103	Processing and preserving of fruits and vegetables	3	60	-	-	60	
C104	Manufacture of vegetable and animal oils and fats	5	12,020,015	1,238,443	-	659,759	
C105	Manufacture of dairy products	s	s	s	s	s	
C106	Manufacture of grain mill products, starches and starch products	110	499,590	6,081	-	360,609	
C107	Manufacture of other food products	203	235,453	2,864	-	154,997	
C108	Manufacture of prepared animal feeds	5	37,239	2,068	101	13,821	
C110	Manufacture of beverages	37	4,789	-	-	4,789	
C131	Spinning, weaving and finishing of textiles	}	3	13,704	-	1,208	11,886
C139	Manufacture of other textiles						
C141	Manufacture of wearing apparel, except fur apparel	4	1,501	56	26	1,402	
C142	Custom tailoring and dressmaking	8	904	9	-	888	
C152	Manufacture of footwear	s	s	s	s	s	
C161	Sawmilling and planing of wood	3	739	20	5	501	
C162	Manufacture of products of wood, cork, straw and plaiting materials	5	5,082	1,052	10	3,041	
C170	Manufacture of paper and paper products	s	s	s	s	s	
C181	Printing and service activities related to printing	70	481,896	10,774	-	468,621	
C192	Manufacture of refined petroleum products	s	s	s	s	s	
C201	Manufacture of basic chemicals	4	2,218	-	-	2,218	
C202	Manufacture of other chemical products, n.e.c.	5	-	-	-	-	

*Continued*

TABLE 11 - *Continued*

2009 PSIC Code	Region/ Industry Description	Number of Establishments	Value of Inventories as of 1 January			
			Total	Finished Products	Work-in-Progress	Raw Materials
		(1)	(2)	(3)	(4)	(5)
C210	Manufacture of pharmaceuticals, medicinal chemical and botanical products	s	s	s	s	s
C221	Manufacture of rubber products	5	15,934	3,000	1,780	7,821
C222	Manufacture of plastic products	s	s	s	s	s
C231	Manufacture of glass and glass products	20	240,777	190	-	235,723
C239	Manufacture of non-metallic mineral products, n.e.c.					
C241	Manufacture of basic iron and steel	4	2,537	-	-	2,357
C243	Casting of metals	s	s	s	s	s
C251	Manufacture of structural metal products, tanks, reservoirs and steam generators	4	1,172	667	-	333
C259	Manufacture of other fabricated metal products; metal working service activities	38	2,580,630	437,483	312,589	1,770,818
C282	Manufacture of special purpose machinery	4	1,943	557	-	1,302
C301	Building of ships and boats	3	7,089	-	-	7,089
C309	Manufacture of transport equipment, n.e.c.					
C310	Manufacture of furniture	11	56,336	18,950	4,156	33,080
C323	Manufacture of sports goods	s	s	s	s	s
C331	Repair of fabricated metal products, machinery and equipment	31	103,939	-	-	84,640
	<b>XIII - Caraga</b>	<b>440</b>	<b>8,695,017</b>	<b>1,332,077</b>	<b>1,095,715</b>	<b>584,767</b>
C101	Processing and preserving of meat	4	-	-	-	-
C102	Processing and preserving of fish, crustaceans and mollusks	s	s	s	s	s
C103	Processing and preserving of fruits and vegetables	s	s	s	s	s
C104	Manufacture of vegetable and animal oils and fats	5	359,313	308,625	13,316	6,482
C106	Manufacture of grain mill products, starches and starch products	49	17,369	-	-	16,423
C107	Manufacture of other food products	185	216,639	116,089	-	93,478
C108	Manufacture of prepared animal feeds	s	s	s	s	s
C110	Manufacture of beverages	71	2,935	-	-	362
C139	Manufacture of other textiles	s	s	s	s	s
C142	Custom tailoring and dressmaking	9	60	19	-	17
C152	Manufacture of footwear	s	s	s	s	s
C161	Sawmilling and planing of wood	5	18,522	11,225	-	1,504
C162	Manufacture of products of wood, cork, straw and plaiting materials	10	1,890,125	614,879	1,053,403	140,936
C181	Printing and service activities related to printing	33	109,067	950	-	6,327
C199	Manufacture of other fuel products	s	s	s	s	s
C201	Manufacture of basic chemicals	5	222,052	171,232	2,054	32,585
C202	Manufacture of other chemical products, n.e.c.					
C221	Manufacture of rubber products	s	s	s	s	

*Continued*

TABLE 11 - *Continued*

2009 PSIC Code	Region/ Industry Description	Number of Establishments	Value of Inventories as of 1 January			
			Total	Finished Products	Work-in-Progress	Raw Materials
		(1)	(2)	(3)	(4)	(5)
C231	Manufacture of glass and glass products	14	498,463	98,003	11,330	100,917
C239	Manufacture of non-metallic mineral products, n.e.c.					
C241	Manufacture of basic iron and steel					
C242	Manufacture of basic precious and other non-ferrous metals	3	5,240,013	-	-	137,623
C251	Manufacture of structural metal products, tanks, reservoirs and steam generators					
C259	Manufacture of other fabricated metal products; metal working service activities					
C282	Manufacture of special purpose machinery	s	s	s	s	s
C301	Building of ships and boats	s	s	s	s	s
C309	Manufacture of transport equipment, n.e.c.	s	s	s	s	s
C310	Manufacture of furniture	10	20,611	2,508	15,245	1,944
C321	Manufacture of jewelry, bijouterie and related articles	4	372	-	-	192
C324	Manufacture of games and toys	3	3,514	5	366	3,143
C329	Other manufacturing, n.e.c.					
C331	Repair of fabricated metal products, machinery and equipment					
		10	737	-	-	737
	<b>Autonomous Region in Muslim Mindanao</b>	<b>57</b>	<b>668,559</b>	<b>366,875</b>	<b>-</b>	<b>215,837</b>
C101	Processing and preserving of meat	s	s	s	s	s
C104	Manufacture of vegetable and animal oils and fats	s	s	s	s	s
C106	Manufacture of grain mill products, starches and starch products	21	393,975	143,378	-	199,726
C107	Manufacture of other food products	18	7,535	733	-	3,738
C108	Manufacture of prepared animal feeds	s	s	s	s	s
C110	Manufacture of beverages	7	1,089	-	-	1,029
C142	Custom tailoring and dressmaking	s	s	s	s	s
C221	Manufacture of rubber products	s	s	s	s	s
C239	Manufacture of non-metallic mineral products, n.e.c.	s	s	s	s	s
C301	Building of ships and boats	s	s	s	s	s
C310	Manufacture of furniture	s	s	s	s	

*Continued*

TABLE 11 - *Continued*

2009 PSIC Code	Region/ Industry Description	Value of Inventories as of 1 January			
		Other Materials and Supplies	Fuels, Lubricants, Oils and Greases	Goods for Resale	Other Inventories
		(6)	(7)	(8)	(9)
	<b>Philippines</b>	<b>58,904,439</b>	<b>1,694,314</b>	<b>82,875,178</b>	<b>3,535,293</b>
C101	Processing and preserving of meat	558,295	30,075	74,014	3,734
C102	Processing and preserving of fish, crustaceans and mollusks	1,397,720	56,606	209,783	63,639
C103	Processing and preserving of fruits and vegetables	221,383	2,424	196,250	-
C104	Manufacture of vegetable and animal oils and fats	838,519	41,660	10,097,250	-
C105	Manufacture of dairy products	1,753,222	30,245	29,558	1,190,520
C106	Manufacture of grain mill products, starches and starch products	717,255	60,003	3,831,342	3,000
C107	Manufacture of other food products	3,462,508	563,948	1,003,786	20,926
C108	Manufacture of prepared animal feeds	518,566	16,602	91,006	3,891
C110	Manufacture of beverages	6,252,443	126,423	261,274	266,257
C120	Manufacture of tobacco products	580,552	4,724	301,181	47
C131	Spinning, weaving and finishing of textiles	50,558	14,587	578,363	-
C139	Manufacture of other textiles	79,414	1,779	1,105,496	-
C141	Manufacture of wearing apparel, except fur apparel	51,381	3,632	71,063	-
C142	Custom tailoring and dressmaking	191,341	149	35,474	-
C143	Manufacture of knitted and crocheted apparel	90,107	-	14,270	-
C151	Tanning and dressing of leather; manufacture of luggage and handbags	69,638	-	698	-
C152	Manufacture of footwear	5,938	1,309	232,112	-
C161	Sawmilling and planing of wood	18,609	115	410,452	6
C162	Manufacture of products of wood, cork, straw and plaiting materials	256,656	5,520	862,035	-
C170	Manufacture of paper and paper products	5,747,877	18,779	1,135,285	8,202
C181	Printing and service activities related to printing	201,439	18,152	165,991	-
C182	Reproduction of recorded media	509	-	-	-
C192	Manufacture of refined petroleum products	3,555	2,655	200	-
C199	Manufacture of other fuel products	-	-	-	-
C201	Manufacture of basic chemicals	2,136,582	14,592	3,819,763	24,288
C202	Manufacture of other chemical products, n.e.c.	2,427,771	18,459	3,624,433	178,018
C203	Manufacture of man-made fibers	-	-	-	-
C210	Manufacture of pharmaceuticals, medicinal chemical and botanical products	2,132	41	18	-
C221	Manufacture of rubber products	518,063	20,330	4,053,365	-
C222	Manufacture of plastic products	484,299	3,726	3,896,448	1,921
C231	Manufacture of glass and glass products	131,695	402	212,087	-
C239	Manufacture of non-metallic mineral products, n.e.c.	4,404,913	242,030	221,150	613
C241	Manufacture of basic iron and steel	1,603,557	199,187	21,361,140	1,099
C242	Manufacture of basic precious and other non-ferrous metals	6,719,128	-	1,864,960	163,561

*Continued*

TABLE 11 - *Continued*

2009 PSIC Code	Region/ Industry Description	Value of Inventories as of 1 January			
		Other Materials and Supplies	Fuels, Lubricants, Oils and Greases	Goods for Resale	Other Inventories
		(6)	(7)	(8)	(9)
C243	Casting of metals	213,761	3,933	196,605	5,812
C251	Manufacture of structural metal products, tanks, reservoirs and steam generators	1,087,389	11,470	479,883	159,779
C252	Manufacture of weapons and ammunition	127,538	3,332	-	-
C259	Manufacture of other fabricated metal products; metal working service activities	582,757	27,209	1,325,935	39,753
C261	Manufacture of electronic components	2,398,923	1,950	23,572	6,668
C262	Manufacture of computers and peripheral equipment and accessories	615,173	-	-	-
C263	Manufacture of communication equipment	1,243	-	-	-
C264	Manufacture of consumer electronics	285	-	18,551	-
C265	Manufacture of measuring, testing, navigating and control equipment; watches and clocks	40,762	-	17,221	-
C267	Manufacture of optical instruments and photographic equipment	219,127	5,793	5,092	-
C271	Manufacture of electric motors, generators, transformers and electricity distribution and control apparatus	199,079	8,029	103,125	-
C272	Manufacture of batteries and accumulators	426,520	-	-	-
C273	Manufacture of wiring and wiring devices	28,653	-	38,710	-
C274	Manufacture of electric lighting equipment	235,282	486	66,609	-
C275	Manufacture of domestic appliances	12,788	-	2,827	2,546
C279	Manufacture of other electrical equipment	189,271	-	3,166	-
C281	Manufacture of general purpose machinery	188,743	2,240	2,415,817	-
C282	Manufacture of special purpose machinery	85,653	3,512	162,725	-
C291	Manufacture of motor vehicles	752,129	3,130	106,354	405,200
C292	Manufacture of bodies (coachwork) for motor vehicles; manufacture of trailers and semi-trailers	2,341	382	5,752	-
C293	Manufacture of parts and accessories for motor vehicles	3,187,263	72,465	638,087	36,706
C301	Building of ships and boats	-	-	-	-
C303	Manufacture of air and spacecraft and related machinery	163,009	-	208,305	-
C309	Manufacture of transport equipment, n.e.c.	5,273,561	949	4,876,260	620,502
C310	Manufacture of furniture	354,287	18,180	12,189,125	17,177
C321	Manufacture of jewelry, bijouterie and related articles	44,897	54	245	-
C322	Manufacture of musical instruments	-	-	762	-
C323	Manufacture of sports goods	33,723	-	6,274	-
C324	Manufacture of games and toys	328	11	2,136	-
C325	Manufacture of medical and dental instruments and supplies	907,973	23,484	190,890	311,429
C329	Other manufacturing, n.e.c.	18,240	121	7,566	-
C331	Repair of fabricated metal products, machinery and equipment	18,017	9,409	23,338	-
C332	Installation of industrial machinery and equipment	97	21	-	-

*Continued*

TABLE 11 - *Continued*

2009 PSIC Code	Region/ Industry Description	Value of Inventories as of 1 January			
		Other Materials and Supplies	Fuels, Lubricants, Oils and Greases	Goods for Resale	Other Inventories
		(6)	(7)	(8)	(9)
	<b>National Capital Region</b>	<b>14,464,486</b>	<b>217,236</b>	<b>48,431,722</b>	<b>351,022</b>
C101	Processing and preserving of meat	201,461	188	24,569	-
C102	Processing and preserving of fish, crustaceans and mollusks	-	-	53,916	-
C103	Processing and preserving of fruits and vegetables	24,946	-	36,337	-
C104	Manufacture of vegetable and animal oils and fats	28,573	3,730	-	-
C105	Manufacture of dairy products	-	-	25,932	-
C106	Manufacture of grain mill products, starches and starch products	487,262	-	-	-
C107	Manufacture of other food products	342,462	39,454	401,918	539
C108	Manufacture of prepared animal feeds	70,653	-	-	-
C110	Manufacture of beverages	2,269,210	-	8,652	-
C120	Manufacture of tobacco products	455,358	4,006	-	-
C131	Spinning, weaving and finishing of textiles	48,700	-	554,669	-
C139	Manufacture of other textiles	20,598	131	1,035,693	-
C141	Manufacture of wearing apparel, except fur apparel	-	2,751	69,986	-
C142	Custom tailoring and dressmaking	174,613	-	-	-
C143	Manufacture of knitted and crocheted apparel	32,376	-	14,270	-
C151	Tanning and dressing of leather; manufacture of luggage and handbags	66,826	-	-	-
C152	Manufacture of footwear	-	-	231,218	-
C161	Sawmilling and planing of wood	-	51	-	-
C162	Manufacture of products of wood, cork, straw and plaiting materials	5,494	-	47,114	-
C170	Manufacture of paper and paper products	5,168,530	-	1,018,899	-
C181	Printing and service activities related to printing	64,857	-	-	-
C182	Reproduction of recorded media	509	-	-	-
C192	Manufacture of refined petroleum products	2,754	100	-	-
C199	Manufacture of other fuel products				
C201	Manufacture of basic chemicals	-	-	1,655,597	-
C202	Manufacture of other chemical products, n.e.c.	2,237,493	-	3,599,679	170,901
C203	Manufacture of man-made fibers				
C210	Manufacture of pharmaceuticals, medicinal chemical and botanical products	-	-	-	-
C221	Manufacture of rubber products	18,919	-	4,044,082	-
C222	Manufacture of plastic products	147,366	569	551,631	1,921
C231	Manufacture of glass and glass products	-	-	-	-
C239	Manufacture of non-metallic mineral products, n.e.c.	257,033	22,181	157,458	-
C241	Manufacture of basic iron and steel	420,858	89,342	20,919,969	1,099
C242	Manufacture of basic precious and other non-ferrous metals	-	-	75,239	-
C243	Casting of metals	121	3,342	-	-

*Continued*

TABLE 11 - *Continued*

2009 PSIC Code	Region/ Industry Description	Value of Inventories as of 1 January			
		Other Materials and Supplies	Fuels, Lubricants, Oils and Greases	Goods for Resale	Other Inventories
		(6)	(7)	(8)	(9)
C251	Manufacture of structural metal products, tanks, reservoirs and steam generators	953,489	7,576	408,383	159,779
C252	Manufacture of weapons and ammunition	127,525	3,323	-	-
C259	Manufacture of other fabricated metal products; metal working service activities	2,641	16,612	1,245,363	16,269
C261	Manufacture of electronic components	118,949	1,487	260	-
C262	Manufacture of computers and peripheral equipment and accessories	2,538	-	-	-
C263	Manufacture of communication equipment		-	-	-
C264	Manufacture of consumer electronics	-	-	17,801	-
C265	Manufacture of measuring, testing, navigating and control equipment; watches and clocks	-	-	9,599	-
C267	Manufacture of optical instruments and photographic equipment		-	-	-
C271	Manufacture of electric motors, generators, transformers and electricity distribution and control apparatus	-	3,990	99,375	-
C272	Manufacture of batteries and accumulators	212,621	-	-	-
C273	Manufacture of wiring and wiring devices	-	-	-	-
C274	Manufacture of electric lighting equipment	-	-	66,609	-
C275	Manufacture of domestic appliances	-	-	-	-
C279	Manufacture of other electrical equipment	s	s	s	s
C281	Manufacture of general purpose machinery	38,471	-	-	-
C282	Manufacture of special purpose machinery	-	-	-	-
C291	Manufacture of motor vehicles	30	3	106,354	-
C292	Manufacture of bodies (coachwork) for motor vehicles; manufacture of trailers and semi-trailers	2,117	377	-	-
C293	Manufacture of parts and accessories for motor vehicles	-	-	-	-
C301	Building of ships and boats	-	-	-	-
C303	Manufacture of air and spacecraft and related machinery	-	-	177,953	-
C309	Manufacture of transport equipment, n.e.c.		-	-	-
C310	Manufacture of furniture	278,865	18,012	11,768,577	-
C321	Manufacture of jewelry, bijouterie and related articles	-	-	-	-
C322	Manufacture of musical instruments	s	s	s	s
C323	Manufacture of sports goods	13,653	-	-	-
C324	Manufacture of games and toys	-	-	1,937	-
C325	Manufacture of medical and dental instruments and supplies	4,611	-	448	512
C329	Other manufacturing, n.e.c.	7,190	-	-	-
C331	Repair of fabricated metal products, machinery and equipment	12,419	-	-	-
C332	Installation of industrial machinery and equipment	s	s	s	s

*Continued*



TABLE 11 - *Continued*

2009 PSIC Code	Region/ Industry Description	Value of Inventories as of 1 January			
		Other Materials and Supplies	Fuels, Lubricants, Oils and Greases	Goods for Resale	Other Inventories
		(6)	(7)	(8)	(9)
	<b>Cordillera Administrative Region</b>	<b>171,469</b>	<b>545</b>	<b>66,925</b>	<b>-</b>
C101	Processing and preserving of meat	s	s	s	s
C103	Processing and preserving of fruits and vegetables	995	-	-	-
C105	Manufacture of dairy products	s	s	s	s
C106	Manufacture of grain mill products, starches and starch products	-	-	-	-
C107	Manufacture of other food products	-	-	-	-
C110	Manufacture of beverages	-	-	-	-
C131	Spinning, weaving and finishing of textiles	}	468	22,923	-
C139	Manufacture of other textiles				
C141	Manufacture of wearing apparel, except fur apparel	-	-	-	-
C142	Custom tailoring and dressmaking	7	-	-	-
C162	Manufacture of products of wood, cork, straw and plaiting materials	s	s	s	s
C170	Manufacture of paper and paper products	s	s	s	s
C181	Printing and service activities related to printing	-	-	43,296	-
C201	Manufacture of basic chemicals	s	s	s	s
C202	Manufacture of other chemical products, n.e.c.	s	s	s	s
C221	Manufacture of rubber products	}	3	5	-
C222	Manufacture of plastic products				
C231	Manufacture of glass and glass products	s	s	s	s
C239	Manufacture of non-metallic mineral products, n.e.c.	s	s	s	s
C241	Manufacture of basic iron and steel	s	s	s	s
C242	Manufacture of basic precious and other non-ferrous metals	s	s	s	s
C251	Manufacture of structural metal products, tanks, reservoirs and steam generators	13	13	-	-
C259	Manufacture of other fabricated metal products; metal working service activities	-	-	45	-
C261	Manufacture of electronic components	-	-	-	-
C281	Manufacture of general purpose machinery	}	-	-	-
C282	Manufacture of special purpose machinery				
C303	Manufacture of air and spacecraft and related machinery	s	s	s	s
C310	Manufacture of furniture	s	s	s	s
C321	Manufacture of jewelry, bijouterie and related articles	s	s	s	s
C331	Repair of fabricated metal products, machinery and equipment	-	-	-	-
	<b>I - Ilocos Region</b>	<b>1,011,839</b>	<b>14,762</b>	<b>397,593</b>	<b>28,354</b>
C101	Processing and preserving of meat	6,385	5,124	-	-
C102	Processing and preserving of fish, crustaceans and mollusks	-	-	-	-

*Continued*

TABLE 11 - *Continued*

2009 PSIC Code	Region/ Industry Description	Value of Inventories as of 1 January			
		Other Materials and Supplies	Fuels, Lubricants, Oils and Greases	Goods for Resale	Other Inventories
		(6)	(7)	(8)	(9)
C103	Processing and preserving of fruits and vegetables	s	s	s	s
C105	Manufacture of dairy products	s	s	s	s
C106	Manufacture of grain mill products, starches and starch products	-	-	5,942	-
C107	Manufacture of other food products	22,800	-	2,812	20,387
C108	Manufacture of prepared animal feeds	16,357	-	-	-
C110	Manufacture of beverages	92,808	2,982	83,460	7,967
C120	Manufacture of tobacco products	54,798	459	291,114	-
C131	Spinning, weaving and finishing of textiles	83	-	111	-
C141	Manufacture of wearing apparel, except fur apparel	-	-	-	-
C142	Custom tailoring and dressmaking	-	-	-	-
C162	Manufacture of products of wood, cork, straw and plaiting materials	-	-	-	-
C170	Manufacture of paper and paper products	s	s	s	s
C181	Printing and service activities related to printing	-	-	6,782	-
C201	Manufacture of basic chemicals	11	-	20	-
C202	Manufacture of other chemical products, n.e.c.				
C210	Manufacture of pharmaceuticals, medicinal chemical and botanical products				
C221	Manufacture of rubber products	s	s	s	s
C222	Manufacture of plastic products	s	s	s	s
C239	Manufacture of non-metallic mineral products, n.e.c.	756,166	4,164	-	-
C241	Manufacture of basic iron and steel	-	-	-	-
C251	Manufacture of structural metal products, tanks, reservoirs and steam generators	-	-	-	-
C259	Manufacture of other fabricated metal products; metal working service activities	-	-	281	-
C282	Manufacture of special purpose machinery	17	1	210	-
C292	Manufacture of bodies (coachwork) for motor vehicles; manufacture of trailers and semi-trailers	1	-	5,702	-
C293	Manufacture of parts and accessories for motor vehicles				
C309	Manufacture of transport equipment, n.e.c.	s	s	s	s
C310	Manufacture of furniture	-	-	785	-
C321	Manufacture of jewelry, bijouterie and related articles	143	35	373	-
C324	Manufacture of games and toys				
C329	Other manufacturing, n.e.c.				
C331	Repair of fabricated metal products, machinery and equipment	48	1,713	-	-
<b>II - Cagayan Valley</b>		<b>279,115</b>	<b>23,395</b>	<b>284,967</b>	<b>46,254</b>
C101	Processing and preserving of meat	5,226	174	2,960	-

*Continued*

TABLE 11 - *Continued*

2009 PSIC Code	Region/ Industry Description	Value of Inventories as of 1 January			
		Other Materials and Supplies	Fuels, Lubricants, Oils and Greases	Goods for Resale	Other Inventories
		(6)	(7)	(8)	(9)
C102	Processing and preserving of fish, crustaceans and mollusks	\$	\$	\$	\$
C103	Processing and preserving of fruits and vegetables	-	-	219	-
C105	Manufacture of dairy products	\$	\$	\$	\$
C106	Manufacture of grain mill products, starches and starch products	6,396	3,420	101,979	-
C107	Manufacture of other food products	14,622	3,192	100,554	-
C108	Manufacture of prepared animal feeds	3,512	2,474	2,641	-
C110	Manufacture of beverages	240,001	13,611	-	46,254
C120	Manufacture of tobacco products	\$	\$	\$	\$
C131	Spinning, weaving and finishing of textiles	\$	\$	\$	\$
C139	Manufacture of other textiles	\$	\$	\$	\$
C142	Custom tailoring and dressmaking	90	-	-	-
C162	Manufacture of products of wood, cork, straw and plaiting materials	2	-	-	-
C181	Printing and service activities related to printing	-	71	9,673	-
C182	Reproduction of recorded media	\$	\$	\$	\$
C192	Manufacture of refined petroleum products	\$	\$	\$	\$
C199	Manufacture of other fuel products	\$	\$	\$	\$
C201	Manufacture of basic chemicals	\$	\$	\$	\$
C231	Manufacture of glass and glass products	}	300	6,540	-
C239	Manufacture of non-metallic mineral products, n.e.c.				
C251	Manufacture of structural metal products, tanks, reservoirs and steam generators	9,010	50	4,691	-
C259	Manufacture of other fabricated metal products; metal working service activities	49	7	4,181	-
C282	Manufacture of special purpose machinery	-	-	45,553	-
C310	Manufacture of furniture	-	-	3,252	-
C321	Manufacture of jewelry, bijouterie and related articles	\$	\$	\$	\$
C329	Other manufacturing, n.e.c.	\$	\$	\$	\$
C331	Repair of fabricated metal products, machinery and equipment	168	-	205	-
	<b>III - Central Luzon</b>	<b>4,527,194</b>	<b>277,736</b>	<b>5,612,372</b>	<b>208,462</b>
C101	Processing and preserving of meat	48,749	130	42,107	-
C102	Processing and preserving of fish, crustaceans and mollusks	-	-	-	-
C103	Processing and preserving of fruits and vegetables	124,095	1,056	88,894	-
C104	Manufacture of vegetable and animal oils and fats	18,631	15,873	261,421	-
C105	Manufacture of dairy products	300	-	3,467	-
C106	Manufacture of grain mill products, starches and starch products	14,483	22,371	2,861,298	-

*Continued*

TABLE 11 - *Continued*

2009 PSIC Code	Region/ Industry Description	Value of Inventories as of 1 January			
		Other Materials and Supplies	Fuels, Lubricants, Oils and Greases	Goods for Resale	Other Inventories
		(6)	(7)	(8)	(9)
C107	Manufacture of other food products	129,308	2,216	-	-
C108	Manufacture of prepared animal feeds	192,557	182	7,387	-
C110	Manufacture of beverages	523,399	29,892	-	120,153
C120	Manufacture of tobacco products	s	s	s	s
C131	Spinning, weaving and finishing of textiles	1,561	13,635	-	-
C139	Manufacture of other textiles	58,301	-	54,595	-
C141	Manufacture of wearing apparel, except fur apparel	836	299	-	-
C142	Custom tailoring and dressmaking	13,293	13	80	-
C143	Manufacture of knitted and crocheted apparel				
C151	Tanning and dressing of leather; manufacture of luggage and handbags	1,386	-	-	-
C152	Manufacture of footwear	102	1,304	-	-
C161	Sawmilling and planing of wood	132	-	6,118	-
C162	Manufacture of products of wood, cork, straw and plaiting materials				
C170	Manufacture of paper and paper products	480,116	14,804	113,148	8,202
C181	Printing and service activities related to printing	2,801	186	-	-
C192	Manufacture of refined petroleum products	-	-	-	-
C201	Manufacture of basic chemicals	41,072	-	528,809	-
C202	Manufacture of other chemical products, n.e.c.	4,439	-	13,010	-
C210	Manufacture of pharmaceuticals, medicinal chemical and botanical products	2,032	-	-	-
C221	Manufacture of rubber products	477,121	17,630	-	-
C222	Manufacture of plastic products	20,941	-	235,863	-
C231	Manufacture of glass and glass products	36,948	-	155,356	-
C239	Manufacture of non-metallic mineral products, n.e.c.	66,839	124,797	-	-
C241	Manufacture of basic iron and steel	529,034	4,103	437,614	-
C242	Manufacture of basic precious and other non-ferrous metals	-	-	-	-
C243	Casting of metals	-	-	-	-
C251	Manufacture of structural metal products, tanks, reservoirs and steam generators	22,472	-	9,370	-
C252	Manufacture of weapons and ammunition	-	-	-	-
C259	Manufacture of other fabricated metal products; metal working service activities				
C261	Manufacture of electronic components	203,073	-	484	286
C262	Manufacture of computers and peripheral equipment and accessories	-	-	-	-
C264	Manufacture of consumer electronics	190	-	8,372	-
C265	Manufacture of measuring, testing, navigating and control equipment; watches and clocks				
C271	Manufacture of electric motors, generators, transformers and electricity distribution and control apparatus	-	4,039	3,750	-

*Continued*

TABLE 11 - *Continued*

2009 PSIC Code	Region/ Industry Description	Value of Inventories as of 1 January			
		Other Materials and Supplies	Fuels, Lubricants, Oils and Greases	Goods for Resale	Other Inventories
		(6)	(7)	(8)	(9)
C272	Manufacture of batteries and accumulators	212,621	-	-	-
C273	Manufacture of wiring and wiring devices	-	-	-	-
C274	Manufacture of electric lighting equipment	-	486	-	-
C275	Manufacture of domestic appliances	-	-	2,827	-
C279	Manufacture of other electrical equipment	-	-	-	-
C281	Manufacture of general purpose machinery	-	-	1,795	-
C282	Manufacture of special purpose machinery	50,700	1,215	-	-
C291	Manufacture of motor vehicles	}			
C292	Manufacture of bodies (coachwork) for motor vehicles; manufacture of trailers and semi-trailers	}	-	-	-
C293	Manufacture of parts and accessories for motor vehicles	737,172	-	-	-
C301	Building of ships and boats	s	s	s	s
C303	Manufacture of air and spacecraft and related machinery	-	-	208,305	-
C309	Manufacture of transport equipment, n.e.c.	-	-	-	-
C310	Manufacture of furniture	228	-	371,780	-
C321	Manufacture of jewelry, bijouterie and related articles	-	-	-	-
C322	Manufacture of musical instruments	s	s	s	s
C323	Manufacture of sports goods	4,923	-	6,274	-
C324	Manufacture of games and toys	-	11	-	-
C325	Manufacture of medical and dental instruments and supplies	496,776	23,484	189,487	79,821
C329	Other manufacturing, n.e.c.	10,564	-	-	-
C331	Repair of fabricated metal products, machinery and equipment	-	-	-	-
C332	Installation of industrial machinery and equipment	s	s	s	s
	<b>IVA - CALABARZON</b>	<b>19,533,570</b>	<b>140,991</b>	<b>10,273,347</b>	<b>2,540,289</b>
C101	Processing and preserving of meat	263,998	9,168	-	3,734
C102	Processing and preserving of fish, crustaceans and mollusks	44,381	1,293	-	-
C103	Processing and preserving of fruits and vegetables	-	-	-	-
C104	Manufacture of vegetable and animal oils and fats	54,096	606	-	-
C105	Manufacture of dairy products	1,579,806	30,199	-	1,190,520
C106	Manufacture of grain mill products, starches and starch products	21,103	-	-	3,000
C107	Manufacture of other food products	1,309,108	17,748	22,182	-
C108	Manufacture of prepared animal feeds	104,752	189	-	3,308
C110	Manufacture of beverages	1,820,705	-	-	-
C120	Manufacture of tobacco products	69,656	259	10,066	47
C131	Spinning, weaving and finishing of textiles	97	463	-	-
C139	Manufacture of other textiles	-	1,645	-	-
C141	Manufacture of wearing apparel, except fur apparel	38,806	-	-	-

*Continued*

TABLE 11 - *Continued*

2009 PSIC Code	Region/ Industry Description	Value of Inventories as of 1 January			
		Other Materials and Supplies	Fuels, Lubricants, Oils and Greases	Goods for Resale	Other Inventories
		(6)	(7)	(8)	(9)
C142	Custom tailoring and dressmaking	-	-	-	-
C143	Manufacture of knitted and crocheted apparel	56,003	-	-	-
C151	Tanning and dressing of leather; manufacture of luggage and handbags	1,426	-	-	-
C152	Manufacture of footwear	-	-	-	-
C161	Sawmilling and planing of wood	190,214	-	-	-
C162	Manufacture of products of wood, cork, straw and plaiting materials				
C170	Manufacture of paper and paper products				
C181	Printing and service activities related to printing	47,621	-	-	-
C182	Reproduction of recorded media	s	s	s	s
C192	Manufacture of refined petroleum products	-	-	-	-
C199	Manufacture of other fuel products				
C201	Manufacture of basic chemicals	82,306	2,793	1,633,273	22,720
C202	Manufacture of other chemical products, n.e.c.	12,381	-	2,831	-
C210	Manufacture of pharmaceuticals, medicinal chemical and botanical products	-	-	-	-
C221	Manufacture of rubber products	8,134	-	-	-
C222	Manufacture of plastic products	295,785	-	600,134	-
C231	Manufacture of glass and glass products	66,898	214	19,503	-
C239	Manufacture of non-metallic mineral products, n.e.c.	900,650	17,663	3,988	613
C241	Manufacture of basic iron and steel	4,603	-	-	-
C242	Manufacture of basic precious and other non-ferrous metals	34,863	-	-	-
C243	Casting of metals	213,095	585	-	5,812
C251	Manufacture of structural metal products, tanks, reservoirs and steam generators	93,266	1,122	24,461	-
C259	Manufacture of other fabricated metal products; metal working service activities	482,785	6,051	26,484	22,086
C261	Manufacture of electronic components	1,628,697	462	22,828	6,382
C262	Manufacture of computers and peripheral equipment and accessories	612,635	-	-	-
C263	Manufacture of communication equipment	339	-	-	-
C264	Manufacture of consumer electronics	95	-	-	-
C265	Manufacture of measuring, testing, navigating and control equipment; watches and clocks	15,137	-	-	-
C267	Manufacture of optical instruments and photographic equipment	91,522	2,688	5,092	-
C271	Manufacture of electric motors, generators, transformers and electricity distribution and control apparatus	198,709	-	-	-
C272	Manufacture of batteries and accumulators	1,279	-	-	-
C273	Manufacture of wiring and wiring devices	22,704	-	38,710	-
C274	Manufacture of electric lighting equipment	235,282	-	-	-

*Continued*

TABLE 11 - *Continued*

2009 PSIC Code	Region/ Industry Description	Value of Inventories as of 1 January			
		Other Materials and Supplies	Fuels, Lubricants, Oils and Greases	Goods for Resale	Other Inventories
		(6)	(7)	(8)	(9)
C275	Manufacture of domestic appliances	12,788	-	-	2,546
C279	Manufacture of other electrical equipment	46,973	-	934	-
C281	Manufacture of general purpose machinery	150,273	2,240	2,408,968	-
C282	Manufacture of special purpose machinery	34,843	2,296	116,547	-
C291	Manufacture of motor vehicles	751,074	1,539	-	405,200
C292	Manufacture of bodies (coachwork) for motor vehicles; manufacture of trailers and semi-trailers	-	-	-	-
C293	Manufacture of parts and accessories for motor vehicles	2,408,646	38,060	638,087	36,706
C301	Building of ships and boats	-	-	-	-
C303	Manufacture of air and spacecraft and related machinery	5,177,774	949	4,698,307	606,521
C309	Manufacture of transport equipment, n.e.c.				
C310	Manufacture of furniture	8,586	-	-	-
C321	Manufacture of jewelry, bijouterie and related articles	-	-	-	-
C323	Manufacture of sports goods	5,814	-	-	-
C324	Manufacture of games and toys	-	-	-	-
C325	Manufacture of medical and dental instruments and supplies	234,752	-	954	231,095
C329	Other manufacturing, n.e.c.	-	-	-	-
C331	Repair of fabricated metal products, machinery and equipment	-	-	-	-
	<b>MIMAROPA</b>	<b>105,810</b>	<b>518</b>	<b>624,270</b>	<b>-</b>
C101	Processing and preserving of meat	s	s	s	s
C103	Processing and preserving of fruits and vegetables	s	s	s	s
C104	Manufacture of vegetable and animal oils and fats	12,207	150	-	-
C105	Manufacture of dairy products	s	s	s	s
C106	Manufacture of grain mill products, starches and starch products	-	-	-	-
C107	Manufacture of other food products	88,125	-	-	-
C110	Manufacture of beverages	2,638	-	-	-
C131	Spinning, weaving and finishing of textiles	s	s	s	s
C142	Custom tailoring and dressmaking	-	63	-	-
C151	Tanning and dressing of leather; manufacture of luggage and handbags	s	s	s	s
C162	Manufacture of products of wood, cork, straw and plaiting materials	s	s	s	s
C181	Printing and service activities related to printing	35	-	-	-
C192	Manufacture of refined petroleum products	s	s	s	s
C201	Manufacture of basic chemicals	-	20	-	-
C202	Manufacture of other chemical products, n.e.c.				
C210	Manufacture of pharmaceuticals, medicinal chemical and botanical products	s	s	s	s

*Continued*

TABLE 11 - *Continued*

2009 PSIC Code	Region/ Industry Description	Value of Inventories as of 1 January			
		Other Materials and Supplies	Fuels, Lubricants, Oils and Greases	Goods for Resale	Other Inventories
		(6)	(7)	(8)	(9)
C222	Manufacture of plastic products	s	s	s	s
C239	Manufacture of non-metallic mineral products, n.e.c.	42	154	-	-
C242	Manufacture of basic precious and other non-ferrous metals	s	s	s	s
C259	Manufacture of other fabricated metal products; metal working service activities	181	74	-	-
C282	Manufacture of special purpose machinery	s	s	s	s
C310	Manufacture of furniture	3	18	64	-
C331	Repair of fabricated metal products, machinery and equipment	2,225	-	1,557	-
	<b>V - Bicol Region</b>	<b>1,665,412</b>	<b>18,994</b>	<b>320,844</b>	<b>-</b>
C101	Processing and preserving of meat	1,852	447	-	-
C102	Processing and preserving of fish, crustaceans and mollusks	1,153	-	-	-
C103	Processing and preserving of fruits and vegetables	4,977	948	11,985	-
C104	Manufacture of vegetable and animal oils and fats	91,380	-	12,895	-
C105	Manufacture of dairy products	1	-	-	-
C106	Manufacture of grain mill products, starches and starch products	-	-	77,411	-
C107	Manufacture of other food products	-	-	118,174	-
C108	Manufacture of prepared animal feeds	-	-	-	-
C110	Manufacture of beverages	33,370	1,732	-	-
C120	Manufacture of tobacco products	s	s	s	s
C131	Spinning, weaving and finishing of textiles	24	-	5	-
C139	Manufacture of other textiles	-	-	9,697	-
C141	Manufacture of wearing apparel, except fur apparel	3,729	3	21,533	-
C142	Custom tailoring and dressmaking				
C152	Manufacture of footwear	s	s	s	s
C162	Manufacture of products of wood, cork, straw and plaiting materials	1,397	933	30,406	-
C170	Manufacture of paper and paper products	s	s	s	s
C181	Printing and service activities related to printing	75,582	5,834	-	-
C192	Manufacture of refined petroleum products	s	s	s	s
C201	Manufacture of basic chemicals	-	-	-	-
C210	Manufacture of pharmaceuticals, medicinal chemical and botanical products	s	s	s	s
C231	Manufacture of glass and glass products	481,812	9,091	38,500	-
C239	Manufacture of non-metallic mineral products, n.e.c.				
C241	Manufacture of basic iron and steel	969,930	-	237	-
C242	Manufacture of basic precious and other non-ferrous metals				

*Continued*



TABLE 11 - *Continued*

2009 PSIC Code	Region/ Industry Description	Value of Inventories as of 1 January			
		Other Materials and Supplies	Fuels, Lubricants, Oils and Greases	Goods for Resale	Other Inventories
		(6)	(7)	(8)	(9)
C251	Manufacture of structural metal products, tanks, reservoirs and steam generators	204	-	-	-
C259	Manufacture of other fabricated metal products; metal working service activities	-	-	-	-
C282	Manufacture of special purpose machinery	-	-	-	-
C293	Manufacture of parts and accessories for motor vehicles	s	s	s	s
C310	Manufacture of furniture	-	7	-	-
C329	Other manufacturing, n.e.c.	-	-	-	-
C331	Repair of fabricated metal products, machinery and equipment	-	-	-	-
	<b>VI - Western Visayas</b>	<b>2,824,857</b>	<b>45,211</b>	<b>87,027</b>	<b>7,975</b>
C101	Processing and preserving of meat	1,317	1,017	-	-
C102	Processing and preserving of fish, crustaceans and mollusks	15,023	-	-	-
C103	Processing and preserving of fruits and vegetables	-	-	811	-
C104	Manufacture of vegetable and animal oils and fats	1,451	3	-	-
C105	Manufacture of dairy products	550	-	-	-
C106	Manufacture of grain mill products, starches and starch products	53,602	-	-	-
C107	Manufacture of other food products	1,099,382	12,590	609	-
C108	Manufacture of prepared animal feeds	9,135	1,152	72,867	583
C110	Manufacture of beverages	126,333	27,152	-	7,392
C131	Spinning, weaving and finishing of textiles	2	-	-	-
C139	Manufacture of other textiles	-	-	5,436	-
C141	Manufacture of wearing apparel, except fur apparel	-	-	-	-
C142	Custom tailoring and dressmaking	8	8	-	-
C161	Sawmilling and planing of wood	322	-	-	-
C162	Manufacture of products of wood, cork, straw and plaiting materials				
C170	Manufacture of paper and paper products	s	s	s	s
C181	Printing and service activities related to printing	-	-	-	-
C199	Manufacture of other fuel products	s	s	s	s
C201	Manufacture of basic chemicals	1,511,759	1,150	-	-
C202	Manufacture of other chemical products, n.e.c.	-	-	-	-
C210	Manufacture of pharmaceuticals, medicinal chemical and botanical products	-	-	-	-
C222	Manufacture of plastic products	-	-	-	-
C231	Manufacture of glass and glass products	4,414	2,055	-	-
C239	Manufacture of non-metallic mineral products, n.e.c.				
C241	Manufacture of basic iron and steel				
C243	Casting of metals	-	-	-	-

*Continued*

TABLE 11 - *Continued*

2009 PSIC Code	Region/ Industry Description	Value of Inventories as of 1 January			
		Other Materials and Supplies	Fuels, Lubricants, Oils and Greases	Goods for Resale	Other Inventories
		(6)	(7)	(8)	(9)
C251	Manufacture of structural metal products, tanks, reservoirs and steam generators	-	-	-	-
C259	Manufacture of other fabricated metal products; metal working service activities	1,495	-	-	-
C273	Manufacture of wiring and wiring devices	s	s	s	s
C275	Manufacture of domestic appliances	s	s	s	s
C282	Manufacture of special purpose machinery	-	-	-	-
C310	Manufacture of furniture	-	-	7,305	-
C329	Other manufacturing, n.e.c.	62	84	-	-
C331	Repair of fabricated metal products, machinery and equipment	-	-	-	-
	<b>VII - Central Visayas</b>	<b>3,875,120</b>	<b>306,631</b>	<b>3,119,146</b>	<b>44,507</b>
C101	Processing and preserving of meat	16,340	3,616	3,541	-
C102	Processing and preserving of fish, crustaceans and mollusks	15,041	52,581	20,040	-
C103	Processing and preserving of fruits and vegetables	645	-	7,568	-
C104	Manufacture of vegetable and animal oils and fats	58,175	8,686	-	-
C105	Manufacture of dairy products	-	-	-	-
C106	Manufacture of grain mill products, starches and starch products	309	6,581	-	-
C107	Manufacture of other food products	136,865	42,278	294,212	-
C108	Manufacture of prepared animal feeds	102,198	9,694	-	-
C110	Manufacture of beverages	117,628	11,209	-	11,951
C131	Spinning, weaving and finishing of textiles	-	-	7	-
C139	Manufacture of other textiles	491	-	-	-
C141	Manufacture of wearing apparel, except fur apparel	11,670	579	-	-
C142	Custom tailoring and dressmaking	-	-	-	-
C151	Tanning and dressing of leather; manufacture of luggage and handbags	s	s	s	s
C152	Manufacture of footwear	5,835	-	-	-
C161	Sawmilling and planing of wood	13,687	-	426,722	-
C162	Manufacture of products of wood, cork, straw and plaiting materials				
C170	Manufacture of paper and paper products	-	1,218	-	-
C181	Printing and service activities related to printing	-	11,007	-	-
C199	Manufacture of other fuel products	s	s	s	s
C201	Manufacture of basic chemicals	388,446	9,998	-	-
C202	Manufacture of other chemical products, n.e.c.	5,095	10,691	-	-
C203	Manufacture of man-made fibers				
C210	Manufacture of pharmaceuticals, medicinal chemical and botanical products	-	-	-	-

*Continued*

TABLE 11 - *Continued*

2009 PSIC Code	Region/ Industry Description	Value of Inventories as of 1 January			
		Other Materials and Supplies	Fuels, Lubricants, Oils and Greases	Goods for Resale	Other Inventories
		(6)	(7)	(8)	(9)
C221	Manufacture of rubber products	10,847	118	-	-
C222	Manufacture of plastic products	7,542	-	2,363,248	-
C231	Manufacture of glass and glass products	27,683	-	-	-
C239	Manufacture of non-metallic mineral products, n.e.c.	1,252,515	4,221	-	-
C241	Manufacture of basic iron and steel				
C242	Manufacture of basic precious and other non-ferrous metals	624,714	92,197	3,021	-
C243	Casting of metals	-	-	-	-
C251	Manufacture of structural metal products, tanks, reservoirs and steam generators	-	2,707	68	-
C252	Manufacture of weapons and ammunition	s	s	s	s
C259	Manufacture of other fabricated metal products; metal working service activities	40,733	83	-	1,398
C261	Manufacture of electronic components	448,204	-	-	-
C262	Manufacture of computers and peripheral equipment and accessories				
C263	Manufacture of communication equipment	904	-	-	-
C265	Manufacture of measuring, testing, navigating and control equipment; watches and clocks	25,625	-	-	-
C267	Manufacture of optical instruments and photographic equipment	127,604	3,105	-	-
C271	Manufacture of electric motors, generators, transformers and electricity distribution and control apparatus	370	-	-	-
C273	Manufacture of wiring and wiring devices	s	s	s	s
C274	Manufacture of electric lighting equipment	-	-	-	-
C275	Manufacture of domestic appliances	-	-	-	-
C281	Manufacture of general purpose machinery	-	-	-	-
C282	Manufacture of special purpose machinery	-	-	-	-
C291	Manufacture of motor vehicles	1,025	1,588	-	-
C292	Manufacture of bodies (coachwork) for motor vehicles; manufacture of trailers and semi-trailers	41,454	34,410	50	-
C293	Manufacture of parts and accessories for motor vehicles				
C301	Building of ships and boats	-	-	-	-
C309	Manufacture of transport equipment, n.e.c.	s	s	s	s
C310	Manufacture of furniture	65,377	-	-	17,177
C321	Manufacture of jewelry, bijouterie and related articles	44,888	53	-	-
C322	Manufacture of musical instruments	s	s	s	s
C323	Manufacture of sports goods	s	s	s	s
C324	Manufacture of games and toys	327	-	-	-
C325	Manufacture of medical and dental instruments and supplies	171,833	-	-	-
C329	Other manufacturing, n.e.c.	-	-	-	-

*Continued*

TABLE 11 - *Continued*

2009 PSIC Code	Region/ Industry Description	Value of Inventories as of 1 January			
		Other Materials and Supplies	Fuels, Lubricants, Oils and Greases	Goods for Resale	Other Inventories
		(6)	(7)	(8)	(9)
C331	Repair of fabricated metal products, machinery and equipment	-	-	-	-
	<b>VIII - Eastern Visayas</b>	<b>2,005,772</b>	<b>17,111</b>	<b>1,060,624</b>	<b>2,566</b>
C101	Processing and preserving of meat	s	s	s	s
C102	Processing and preserving of fish, crustaceans and mollusks	1,581	296	-	-
C103	Processing and preserving of fruits and vegetables	s	s	s	s
C104	Manufacture of vegetable and animal oils and fats	-	-	-	-
C106	Manufacture of grain mill products, starches and starch products	475	-	577,672	-
C107	Manufacture of other food products	2,925	3,295	25,648	-
C110	Manufacture of beverages	2,711	11,285	167,639	998
C139	Manufacture of other textiles	s	s	s	s
C142	Custom tailoring and dressmaking	-	-	-	-
C162	Manufacture of products of wood, cork, straw and plaiting materials	s	s	s	s
C170	Manufacture of paper and paper products	-	-	-	-
C181	Printing and service activities related to printing	7,327	105	4,970	-
C192	Manufacture of refined petroleum products	s	s	s	s
C201	Manufacture of basic chemicals	6,608	-	7,000	1,568
C202	Manufacture of other chemical products, n.e.c.				
C210	Manufacture of pharmaceuticals, medicinal chemical and botanical products	s	s	s	s
C221	Manufacture of rubber products	s	s	s	s
C222	Manufacture of plastic products	s	s	s	s
C231	Manufacture of glass and glass products	156	182	15,643	-
C239	Manufacture of non-metallic mineral products, n.e.c.	43,312	1,417	17,000	-
C242	Manufacture of basic precious and other non-ferrous metals	s	s	s	s
C243	Casting of metals	s	s	s	s
C251	Manufacture of structural metal products, tanks, reservoirs and steam generators	s	s	s	s
C259	Manufacture of other fabricated metal products; metal working service activities	11	-	47,885	-
C273	Manufacture of wiring and wiring devices	s	s	s	s
C282	Manufacture of special purpose machinery	s	s	s	s
C310	Manufacture of furniture	265	5	-	-
C329	Other manufacturing, n.e.c.	273	-	465	-
C331	Repair of fabricated metal products, machinery and equipment	-	443	-	-

*Continued*

TABLE 11 - *Continued*

2009 PSIC Code	Region/ Industry Description	Value of Inventories as of 1 January			
		Other Materials and Supplies	Fuels, Lubricants, Oils and Greases	Goods for Resale	Other Inventories
		(6)	(7)	(8)	(9)
	<b>IX - Zamboanga Peninsula</b>	<b>52,222</b>	<b>15,419</b>	<b>882,134</b>	<b>-</b>
C101	Processing and preserving of meat	30	1,965	725	-
C102	Processing and preserving of fish, crustaceans and mollusks	5	-	135,553	-
C103	Processing and preserving of fruits and vegetables	s	s	s	s
C104	Manufacture of vegetable and animal oils and fats	-	-	-	-
C105	Manufacture of dairy products	s	s	s	s
C106	Manufacture of grain mill products, starches and starch products	245	44	44,052	-
C107	Manufacture of other food products	198	120	1,590	-
C108	Manufacture of prepared animal feeds	s	s	s	s
C110	Manufacture of beverages	-	7,694	-	-
C142	Custom tailoring and dressmaking	-	1	-	-
C161	Sawmilling and planing of wood				
C162	Manufacture of products of wood, cork, straw and plaiting materials	45,282	1,489	661,218	-
C181	Printing and service activities related to printing	715	-	429	-
C202	Manufacture of other chemical products, n.e.c.	s	s	s	s
C221	Manufacture of rubber products	3,011	2,320	-	-
C222	Manufacture of plastic products	-	-	2,845	-
C231	Manufacture of glass and glass products				
C239	Manufacture of non-metallic mineral products, n.e.c.	2	178	18,900	-
C241	Manufacture of basic iron and steel	s	s	s	s
C251	Manufacture of structural metal products, tanks, reservoirs and steam generators	s	s	s	s
C259	Manufacture of other fabricated metal products; metal working service activities	-	-	-	-
C301	Building of ships and boats	s	s	s	s
C310	Manufacture of furniture	69	89	11,105	-
C324	Manufacture of games and toys				
C329	Other manufacturing, n.e.c.	-	-	-	-
C331	Repair of fabricated metal products, machinery and equipment	2,646	1,520	5,682	-
	<b>X - Northern Mindanao</b>	<b>1,803,820</b>	<b>41,613</b>	<b>96,645</b>	<b>73,303</b>
C101	Processing and preserving of meat	1,478	-	113	-
C102	Processing and preserving of fish, crustaceans and mollusks	s	s	s	s
C103	Processing and preserving of fruits and vegetables	1,743	136	48,338	-
C104	Manufacture of vegetable and animal oils and fats	184,276	-	-	-
C105	Manufacture of dairy products	172,287	-	11	-

*Continued*

TABLE 11 - *Continued*

2009 PSIC Code	Region/ Industry Description	Value of Inventories as of 1 January			
		Other Materials and Supplies	Fuels, Lubricants, Oils and Greases	Goods for Resale	Other Inventories
		(6)	(7)	(8)	(9)
C106	Manufacture of grain mill products, starches and starch products	102,972	6,496	29,768	-
C107	Manufacture of other food products	184,171	1,135	147	-
C108	Manufacture of prepared animal feeds	-	51	-	-
C110	Manufacture of beverages	997,713	18,180	-	66,187
C139	Manufacture of other textiles	s	s	s	s
C141	Manufacture of wearing apparel, except fur apparel	-	-	1,057	-
C142	Custom tailoring and dressmaking	75	10	12,394	-
C152	Manufacture of footwear	s	s	s	s
C161	Sawmilling and planing of wood	3,400	-	-	-
C162	Manufacture of products of wood, cork, straw and plaiting materials	-	-	542	-
C170	Manufacture of paper and paper products	121	-	-	-
C181	Printing and service activities related to printing	-	-	-	-
C192	Manufacture of refined petroleum products	s	s	s	s
C201	Manufacture of basic chemicals	102,949	559	-	-
C202	Manufacture of other chemical products, n.e.c.	30,500	318	1,894	7,117
C210	Manufacture of pharmaceuticals, medicinal chemical and botanical products	s	s	s	s
C221	Manufacture of rubber products	s	s	s	s
C222	Manufacture of plastic products	3,479	-	-	-
C231	Manufacture of glass and glass products	}	}	}	}
C239	Manufacture of non-metallic mineral products, n.e.c.				
C241	Manufacture of basic iron and steel	16,946	13,365	-	-
C243	Casting of metals	s	s	s	s
C251	Manufacture of structural metal products, tanks, reservoirs and steam generators	-	-	-	-
C252	Manufacture of weapons and ammunition	s	s	s	s
C259	Manufacture of other fabricated metal products; metal working service activities	-	1,200	-	-
C282	Manufacture of special purpose machinery	-	-	-	-
C291	Manufacture of motor vehicles	-	-	-	-
C292	Manufacture of bodies (coachwork) for motor vehicles; manufacture of trailers and semi-trailers	s	s	s	s
C310	Manufacture of furniture	888	13	1,662	-
C321	Manufacture of jewelry, bijouterie and related articles	}	}	}	}
C324	Manufacture of games and toys				
C325	Manufacture of medical and dental instruments and supplies				
C329	Other manufacturing, n.e.c.				
C331	Repair of fabricated metal products, machinery and equipment	76	132	521	-

*Continued*

TABLE 11 - *Continued*

2009 PSIC Code	Region/ Industry Description	Value of Inventories as of 1 January			
		Other Materials and Supplies	Fuels, Lubricants, Oils and Greases	Goods for Resale	Other Inventories
		(6)	(7)	(8)	(9)
	<b>XI - Davao Region</b>	<b>717,106</b>	<b>431,590</b>	<b>272,546</b>	<b>5,356</b>
C101	Processing and preserving of meat	-	-	-	-
C102	Processing and preserving of fish, crustaceans and mollusks	-	-	-	-
C103	Processing and preserving of fruits and vegetables	1,721	-	2,066	-
C104	Manufacture of vegetable and animal oils and fats	47,180	-	-	-
C105	Manufacture of dairy products	-	-	35	-
C106	Manufacture of grain mill products, starches and starch products	-	-	-	-
C107	Manufacture of other food products	72,218	418,354	32,107	-
C108	Manufacture of prepared animal feeds	975	-	8,109	-
C110	Manufacture of beverages	25,924	1,576	-	5,356
C120	Manufacture of tobacco products	s	s	s	s
C131	Spinning, weaving and finishing of textiles	89	20	-	-
C139	Manufacture of other textiles	19	-	-	-
C141	Manufacture of wearing apparel, except fur apparel	-	-	-	-
C142	Custom tailoring and dressmaking	1,260	-	1,470	-
C152	Manufacture of footwear	1	5	894	-
C161	Sawmilling and planing of wood	-	-	-	-
C162	Manufacture of products of wood, cork, straw and plaiting materials	13,415	54	16,906	-
C170	Manufacture of paper and paper products	-	-	-	-
C181	Printing and service activities related to printing	-	-	-	-
C192	Manufacture of refined petroleum products	s	s	s	s
C201	Manufacture of basic chemicals	3,423	-	-	-
C202	Manufacture of other chemical products, n.e.c.	122,654	6,443	-	-
C210	Manufacture of pharmaceuticals, medicinal chemical and botanical products	100	20	-	-
C221	Manufacture of rubber products	-	-	-	-
C222	Manufacture of plastic products	1,770	3,157	142,726	-
C231	Manufacture of glass and glass products	-	-	-	-
C239	Manufacture of non-metallic mineral products, n.e.c.	405,124	-	-	-
C241	Manufacture of basic iron and steel	10,616	-	-	-
C242	Manufacture of basic precious and other non-ferrous metals	-	-	-	-
C243	Casting of metals	s	s	s	s
C251	Manufacture of structural metal products, tanks, reservoirs and steam generators	8,931	-	32,745	-
C252	Manufacture of weapons and ammunition	s	s	s	s
C259	Manufacture of other fabricated metal products; metal working service activities	-	-	-	-

*Continued*

TABLE 11 - *Continued*

2009 PSIC Code	Region/ Industry Description	Value of Inventories as of 1 January			
		Other Materials and Supplies	Fuels, Lubricants, Oils and Greases	Goods for Resale	Other Inventories
		(6)	(7)	(8)	(9)
C265	Manufacture of measuring, testing, navigating and control equipment; watches and clocks	\$	\$	\$	\$
C275	Manufacture of domestic appliances	\$	\$	\$	\$
C279	Manufacture of other electrical equipment	\$	\$	\$	\$
C281	Manufacture of general purpose machinery	-	-	5,054	-
C282	Manufacture of special purpose machinery	-	-	-	-
C291	Manufacture of motor vehicles	\$	\$	\$	\$
C293	Manufacture of parts and accessories for motor vehicles	\$	\$	\$	\$
C301	Building of ships and boats	}	-	-	-
C309	Manufacture of transport equipment, n.e.c.	}	-	-	-
C310	Manufacture of furniture	-	-	23,545	-
C321	Manufacture of jewelry, bijouterie and related articles	\$	\$	\$	\$
C329	Other manufacturing, n.e.c.	-	-	6,887	-
C331	Repair of fabricated metal products, machinery and equipment	150	1,960	-	-
	<b>XII - SOCCSKSARGEN</b>	<b>1,703,265</b>	<b>65,068</b>	<b>9,981,148</b>	<b>63,645</b>
C101	Processing and preserving of meat	10,967	8,152	-	-
C102	Processing and preserving of fish, crustaceans and mollusks	1,276,109	2,436	-	63,639
C103	Processing and preserving of fruits and vegetables	-	-	-	-
C104	Manufacture of vegetable and animal oils and fats	286,265	12,613	9,822,934	-
C105	Manufacture of dairy products	\$	\$	\$	\$
C106	Manufacture of grain mill products, starches and starch products	15	-	132,886	-
C107	Manufacture of other food products	53,255	23,567	771	-
C108	Manufacture of prepared animal feeds	18,424	2,826	-	-
C110	Manufacture of beverages	-	-	-	-
C131	Spinning, weaving and finishing of textiles	}	-	-	-
C139	Manufacture of other textiles	}	2	609	-
C141	Manufacture of wearing apparel, except fur apparel	17	-	-	-
C142	Custom tailoring and dressmaking	6	2	-	-
C152	Manufacture of footwear	\$	\$	\$	\$
C161	Sawmilling and planing of wood	4	3	200	6
C162	Manufacture of products of wood, cork, straw and plaiting materials	230	750	-	-
C170	Manufacture of paper and paper products	\$	\$	\$	\$
C181	Printing and service activities related to printing	2,501	-	-	-
C192	Manufacture of refined petroleum products	\$	\$	\$	\$
C201	Manufacture of basic chemicals	-	-	-	-
C202	Manufacture of other chemical products, n.e.c.	-	-	-	-

*Continued*



TABLE 11 - *Continued*

2009 PSIC Code	Region/ Industry Description	Value of Inventories as of 1 January			
		Other Materials and Supplies	Fuels, Lubricants, Oils and Greases	Goods for Resale	Other Inventories
		(6)	(7)	(8)	(9)
C210	Manufacture of pharmaceuticals, medicinal chemical and botanical products	s	s	s	s
C221	Manufacture of rubber products	31	260	3,042	-
C222	Manufacture of plastic products	s	s	s	s
C231	Manufacture of glass and glass products	12	4,853	-	-
C239	Manufacture of non-metallic mineral products, n.e.c.				
C241	Manufacture of basic iron and steel	1	179	-	-
C243	Casting of metals	s	s	s	s
C251	Manufacture of structural metal products, tanks, reservoirs and steam generators	4	2	167	-
C259	Manufacture of other fabricated metal products; metal working service activities	54,863	3,182	1,695	-
C282	Manufacture of special purpose machinery	-	-	84	-
C301	Building of ships and boats	-	-	-	-
C309	Manufacture of transport equipment, n.e.c.				
C310	Manufacture of furniture	-	-	150	-
C323	Manufacture of sports goods	s	s	s	s
C331	Repair of fabricated metal products, machinery and equipment	285	3,642	15,372	-
	<b>XIII - Caraga</b>	<b>4,108,395</b>	<b>56,323</b>	<b>1,354,179</b>	<b>163,561</b>
C101	Processing and preserving of meat	-	-	-	-
C102	Processing and preserving of fish, crustaceans and mollusks	s	s	s	s
C103	Processing and preserving of fruits and vegetables	s	s	s	s
C104	Manufacture of vegetable and animal oils and fats	30,889	-	-	-
C106	Manufacture of grain mill products, starches and starch products	874	72	-	-
C107	Manufacture of other food products	7,072	-	-	-
C108	Manufacture of prepared animal feeds	s	s	s	s
C110	Manufacture of beverages	-	1,050	1,523	-
C139	Manufacture of other textiles	s	s	s	s
C142	Custom tailoring and dressmaking	-	6	17	-
C152	Manufacture of footwear	s	s	s	s
C161	Sawmilling and planing of wood	40	7	5,746	-
C162	Manufacture of products of wood, cork, straw and plaiting materials	1,464	2,293	77,151	-
C181	Printing and service activities related to printing	-	950	100,841	-
C199	Manufacture of other fuel products	s	s	s	s
C201	Manufacture of basic chemicals	15,194	987	-	-
C202	Manufacture of other chemical products, n.e.c.				
C221	Manufacture of rubber products	s	s	s	s

*Continued*

TABLE 11 - *Continued*

2009 PSIC Code	Region/ Industry Description	Value of Inventories as of 1 January			
		Other Materials and Supplies	Fuels, Lubricants, Oils and Greases	Goods for Resale	Other Inventories
		(6)	(7)	(8)	(9)
C231	Manufacture of glass and glass products }				
C239	Manufacture of non-metallic mineral products, n.e.c. }	236,971	50,948	295	-
C241	Manufacture of basic iron and steel }				
C242	Manufacture of basic precious and other non-ferrous metals }	3,771,454	-	1,167,376	163,561
C251	Manufacture of structural metal products, tanks, reservoirs and steam generators }				
C259	Manufacture of other fabricated metal products; metal working service activities }	-	-	-	-
C282	Manufacture of special purpose machinery	s	s	s	s
C301	Building of ships and boats	s	s	s	s
C309	Manufacture of transport equipment, n.e.c.	s	s	s	s
C310	Manufacture of furniture	7	8	900	-
C321	Manufacture of jewelry, bijouterie and related articles	-	-	180	-
C324	Manufacture of games and toys }				
C329	Other manufacturing, n.e.c. }	-	-	-	-
C331	Repair of fabricated metal products, machinery and equipment	-	-	-	-
	<b>Autonomous Region in Muslim Mindanao</b>	<b>54,987</b>	<b>21,171</b>	<b>9,689</b>	<b>-</b>
C101	Processing and preserving of meat	s	s	s	s
C104	Manufacture of vegetable and animal oils and fats	s	s	s	s
C106	Manufacture of grain mill products, starches and starch products	29,518	21,019	334	-
C107	Manufacture of other food products	-	-	3,063	-
C108	Manufacture of prepared animal feeds	s	s	s	s
C110	Manufacture of beverages	-	60	-	-
C142	Custom tailoring and dressmaking	s	s	s	s
C221	Manufacture of rubber products	s	s	s	s
C239	Manufacture of non-metallic mineral products, n.e.c.	s	s	s	s
C301	Building of ships and boats	s	s	s	s
C310	Manufacture of furniture	s	s	s	s

*Continued*

TABLE 11 - *Continued*

2009 PSIC Code	Region/ Industry Description	Value of Inventories as of 31 December			
		Total	Finished Products	Work-in-Progress	Raw Materials
		(10)	(11)	(12)	(13)
	<b>Philippines</b>	<b>1,105,939,493</b>	<b>293,608,207</b>	<b>133,006,042</b>	<b>566,233,119</b>
C101	Processing and preserving of meat	23,566,586	4,226,776	198,113	18,483,493
C102	Processing and preserving of fish, crustaceans and mollusks	11,727,052	4,585,580	150,855	5,993,760
C103	Processing and preserving of fruits and vegetables	4,370,453	1,881,259	501,982	1,463,606
C104	Manufacture of vegetable and animal oils and fats	20,936,934	11,717,654	118,927	7,755,225
C105	Manufacture of dairy products	23,528,900	5,988,890	262,589	14,497,151
C106	Manufacture of grain mill products, starches and starch products	34,771,143	4,475,485	228,338	24,290,870
C107	Manufacture of other food products	44,738,755	10,340,929	448,100	29,579,308
C108	Manufacture of prepared animal feeds	23,516,748	4,205,099	789,332	17,914,670
C110	Manufacture of beverages	37,278,894	11,895,460	5,772,746	15,163,948
C120	Manufacture of tobacco products	14,124,723	2,551,845	214,027	10,655,079
C131	Spinning, weaving and finishing of textiles	1,574,304	198,935	347,497	468,825
C139	Manufacture of other textiles	8,460,207	1,475,997	1,420,531	4,433,593
C141	Manufacture of wearing apparel, except fur apparel	16,562,884	3,147,022	1,789,622	11,460,720
C142	Custom tailoring and dressmaking	407,462	4,637	503	210,948
C143	Manufacture of knitted and crocheted apparel	996,191	97,869	96,745	706,111
C151	Tanning and dressing of leather; manufacture of luggage and handbags	773,638	179,360	151,333	371,259
C152	Manufacture of footwear	3,367,906	731,177	778,849	1,635,492
C161	Sawmilling and planing of wood	1,231,842	465,784	35,132	366,850
C162	Manufacture of products of wood, cork, straw and plaiting materials	12,332,178	1,567,111	2,728,254	7,057,644
C170	Manufacture of paper and paper products	53,694,770	15,350,340	6,395,566	25,189,175
C181	Printing and service activities related to printing	17,846,942	852,830	2,450,615	14,172,399
C182	Reproduction of recorded media	51,527	10,304	7,863	33,338
C192	Manufacture of refined petroleum products	56,050,328	30,128,604	7,263	25,906,630
C199	Manufacture of other fuel products	233,470	109,215	22,589	101,666
C201	Manufacture of basic chemicals	23,656,970	4,878,976	463,669	11,844,497
C202	Manufacture of other chemical products, n.e.c.	25,778,362	7,737,645	555,690	12,072,551
C203	Manufacture of man-made fibers	213,734	164,370	334	49,030
C210	Manufacture of pharmaceuticals, medicinal chemical and botanical products	4,979,049	715,582	537,334	3,724,064
C221	Manufacture of rubber products	9,019,641	2,109,913	568,472	4,758,228
C222	Manufacture of plastic products	48,307,423	18,268,380	2,529,649	25,345,926
C231	Manufacture of glass and glass products	3,560,216	1,623,248	112,460	1,504,278
C239	Manufacture of non-metallic mineral products, n.e.c.	36,267,615	9,431,867	5,509,972	16,680,682
C241	Manufacture of basic iron and steel	98,568,000	16,639,068	7,718,694	51,796,905
C242	Manufacture of basic precious and other non-ferrous metals	15,971,758	3,937,940	1,267,764	2,214,255

*Continued*

TABLE 11 - *Continued*

2009 PSIC Code	Region/ Industry Description	Value of Inventories as of 31 December			
		Total	Finished Products	Work-in-Progress	Raw Materials
		(10)	(11)	(12)	(13)
C243	Casting of metals	3,141,880	808,418	376,497	1,638,786
C251	Manufacture of structural metal products, tanks, reservoirs and steam generators	39,640,419	2,171,631	3,329,026	32,984,888
C252	Manufacture of weapons and ammunition	1,488,123	299,408	338,217	759,591
C259	Manufacture of other fabricated metal products; metal working service activities	42,989,748	17,064,033	3,249,036	21,017,898
C261	Manufacture of electronic components	142,153,719	49,971,057	53,825,585	35,685,675
C262	Manufacture of computers and peripheral equipment and accessories	28,863,610	2,708,083	4,607,182	21,074,953
C263	Manufacture of communication equipment	2,137,190	153,154	215,655	1,766,990
C264	Manufacture of consumer electronics	1,968,599	299,128	136,091	1,509,494
C265	Manufacture of measuring, testing, navigating and control equipment; watches and clocks	1,417,265	147,341	158,821	1,021,717
C267	Manufacture of optical instruments and photographic equipment	5,115,953	850,853	633,250	3,446,390
C271	Manufacture of electric motors, generators, transformers and electricity distribution and control apparatus	3,972,729	809,976	574,753	2,440,752
C272	Manufacture of batteries and accumulators	7,793,641	177,062	6,643,193	522,443
C273	Manufacture of wiring and wiring devices	6,831,117	774,203	221,833	5,774,389
C274	Manufacture of electric lighting equipment	2,501,614	498,354	234,137	1,572,836
C275	Manufacture of domestic appliances	1,599,486	489,918	135,302	960,635
C279	Manufacture of other electrical equipment	1,135,885	134,808	35,197	896,501
C281	Manufacture of general purpose machinery	14,325,600	1,414,336	950,553	8,995,261
C282	Manufacture of special purpose machinery	4,703,074	527,685	1,452,233	2,425,271
C291	Manufacture of motor vehicles	17,837,342	12,901,711	370,536	3,506,044
C292	Manufacture of bodies (coachwork) for motor vehicles; manufacture of trailers and semi-trailers	1,206,512	356,418	422,993	405,814
C293	Manufacture of parts and accessories for motor vehicles	22,697,933	4,036,750	1,932,453	12,777,121
C301	Building of ships and boats	2,232,649	459	3,580	2,228,611
C303	Manufacture of air and spacecraft and related machinery	12,056,246	187,496	1,771,855	8,973,448
C309	Manufacture of transport equipment, n.e.c.	23,674,600	9,750,700	226,934	5,346,963
C310	Manufacture of furniture	15,740,443	2,287,870	1,875,659	10,259,418
C321	Manufacture of jewelry, bijouterie and related articles	707,954	183,856	25,705	459,720
C322	Manufacture of musical instruments	7,931	2,311	2,910	1,894
C323	Manufacture of sports goods	897,798	144,089	126,928	580,618
C324	Manufacture of games and toys	478,955	122,542	67,665	285,061
C325	Manufacture of medical and dental instruments and supplies	12,522,506	2,192,962	2,812,584	5,990,952
C329	Other manufacturing, n.e.c.	1,302,779	400,937	106,551	764,443
C331	Repair of fabricated metal products, machinery and equipment	4,295,656	45,509	1,961,717	2,222,609
C332	Installation of industrial machinery and equipment	33,935	-	-	33,758

TABLE 11 - *Continued*

2009 PSIC Code	Region/ Industry Description	Value of Inventories as of 31 December			
		Total	Finished Products	Work-in-Progress	Raw Materials
		(10)	(11)	(12)	(13)
	<b>National Capital Region</b>	<b>322,651,038</b>	<b>83,099,795</b>	<b>24,418,105</b>	<b>167,988,271</b>
C101	Processing and preserving of meat	5,704,047	407,170	72,249	5,003,196
C102	Processing and preserving of fish, crustaceans and mollusks	3,441,660	892,866	33,357	2,438,782
C103	Processing and preserving of fruits and vegetables	1,126,922	362,408	36,510	685,734
C104	Manufacture of vegetable and animal oils and fats	6,950,885	3,317,495	-	3,588,156
C105	Manufacture of dairy products	5,061,029	36,172	56,505	4,942,808
C106	Manufacture of grain mill products, starches and starch products	11,130,709	2,333,386	58,825	8,169,242
C107	Manufacture of other food products	8,014,956	1,904,465	158,031	5,111,180
C108	Manufacture of prepared animal feeds	1,579,026	372,502	-	1,123,594
C110	Manufacture of beverages	11,247,553	1,322,933	2,436,891	6,467,936
C120	Manufacture of tobacco products	10,685,538	1,831,865	204,926	8,255,872
C131	Spinning, weaving and finishing of textiles	1,107,458	47,020	302,628	232,669
C139	Manufacture of other textiles	7,169,505	1,189,589	1,209,794	3,758,114
C141	Manufacture of wearing apparel, except fur apparel	10,963,298	2,021,708	472,308	8,362,089
C142	Custom tailoring and dressmaking	292,450	-	-	152,062
C143	Manufacture of knitted and crocheted apparel	737,816	90,616	13,600	594,478
C151	Tanning and dressing of leather; manufacture of luggage and handbags	285,472	133,597	686	83,201
C152	Manufacture of footwear	771,657	219,847	183,545	153,487
C161	Sawmilling and planing of wood	320,876	102,918	9,695	207,651
C162	Manufacture of products of wood, cork, straw and plaiting materials	123,142	34,931	-	73,530
C170	Manufacture of paper and paper products	42,145,205	14,402,762	5,745,866	15,991,015
C181	Printing and service activities related to printing	6,209,249	397,842	2,129,911	3,671,505
C182	Reproduction of recorded media	1,357	32	36	1,267
C192	Manufacture of refined petroleum products	650,545	203,482	29,852	415,001
C199	Manufacture of other fuel products				
C201	Manufacture of basic chemicals	7,135,737	1,594,204	-	1,935,756
C202	Manufacture of other chemical products, n.e.c.	15,549,322	5,362,423	167,816	4,887,855
C203	Manufacture of man-made fibers				
C210	Manufacture of pharmaceuticals, medicinal chemical and botanical products	830,374	8,845	-	821,530
C221	Manufacture of rubber products	4,954,778	1,021,238	132,369	2,835,074
C222	Manufacture of plastic products	31,060,778	14,451,594	844,244	14,964,422
C231	Manufacture of glass and glass products	296,184	109,923	19,398	166,863
C239	Manufacture of non-metallic mineral products, n.e.c.	5,816,273	2,856,137	95,802	2,317,580
C241	Manufacture of basic iron and steel	52,008,465	5,224,494	342,733	25,515,114
C242	Manufacture of basic precious and other non-ferrous metals	2,009,151	1,416,010	4,405	537,120
C243	Casting of metals	399,701	191,164	16,662	187,558

*Continued*

TABLE 11 - *Continued*

2009 PSIC Code	Region/ Industry Description	Value of Inventories as of 31 December			
		Total	Finished Products	Work-in-Progress	Raw Materials
		(10)	(11)	(12)	(13)
C251	Manufacture of structural metal products, tanks, reservoirs and steam generators	11,970,433	1,553,747	2,171,469	7,403,857
C252	Manufacture of weapons and ammunition	1,481,313	297,871	336,607	755,958
C259	Manufacture of other fabricated metal products; metal working service activities	21,574,177	12,054,012	657,399	7,794,397
C261	Manufacture of electronic components	1,671,301	130,965	237,781	1,193,577
C262	Manufacture of computers and peripheral equipment and accessories	18,447	1,691	216	13,990
C263	Manufacture of communication equipment				
C264	Manufacture of consumer electronics	60,027	16,941	7,617	12,585
C265	Manufacture of measuring, testing, navigating and control equipment; watches and clocks	368,906	136,913	18,365	188,910
C267	Manufacture of optical instruments and photographic equipment				
C271	Manufacture of electric motors, generators, transformers and electricity distribution and control apparatus	275,409	13,480	23,333	232,532
C272	Manufacture of batteries and accumulators	3,595,997	102,053	3,008,246	260,922
C273	Manufacture of wiring and wiring devices	261,704	32,203	27,677	201,824
C274	Manufacture of electric lighting equipment	320,550	104,064	44,423	94,425
C275	Manufacture of domestic appliances	559,227	167,238	11,038	380,950
C279	Manufacture of other electrical equipment	s	s	s	s
C281	Manufacture of general purpose machinery	5,551,395	708,755	279,354	4,529,106
C282	Manufacture of special purpose machinery	2,293,926	100,529	1,266,976	926,420
C291	Manufacture of motor vehicles	398,046	116,459	70,651	98,314
C292	Manufacture of bodies (coachwork) for motor vehicles; manufacture of trailers and semi-trailers	242,096	2,540	144,729	85,737
C293	Manufacture of parts and accessories for motor vehicles	1,230,642	286,526	67,252	876,864
C301	Building of ships and boats	9,920	-	-	9,920
C303	Manufacture of air and spacecraft and related machinery	3,670,758	1,375,727	116	2,079,963
C309	Manufacture of transport equipment, n.e.c.				
C310	Manufacture of furniture	10,049,608	1,621,452	1,218,467	6,441,117
C321	Manufacture of jewelry, bijouterie and related articles	-	-	-	-
C322	Manufacture of musical instruments	s	s	s	s
C323	Manufacture of sports goods	141,857	44,627	24,200	56,884
C324	Manufacture of games and toys	48,171	21,431	670	23,123
C325	Manufacture of medical and dental instruments and supplies	180,650	-	-	176,129
C329	Other manufacturing, n.e.c.	695,499	333,637	19,599	334,268
C331	Repair of fabricated metal products, machinery and equipment	87,605	-	-	74,740
C332	Installation of industrial machinery and equipment	s	s	s	s

TABLE 11 - *Continued*

2009 PSIC Code	Region/ Industry Description	Value of Inventories as of 31 December			
		Total	Finished Products	Work-in-Progress	Raw Materials
		(10)	(11)	(12)	(13)
	<b>Cordillera Administrative Region</b>	<b>46,876,178</b>	<b>17,546,112</b>	<b>22,123,269</b>	<b>6,485,688</b>
C101	Processing and preserving of meat	s	s	s	s
C103	Processing and preserving of fruits and vegetables	48,576	42,813	-	5,014
C105	Manufacture of dairy products	s	s	s	s
C106	Manufacture of grain mill products, starches and starch products	674	-	-	674
C107	Manufacture of other food products	654,113	-	-	654,113
C110	Manufacture of beverages	8,839	-	-	8,839
C131	Spinning, weaving and finishing of textiles	89,978	48,235	7,077	11,455
C139	Manufacture of other textiles				
C141	Manufacture of wearing apparel, except fur apparel	-	-	-	-
C142	Custom tailoring and dressmaking	7,261	-	-	7,254
C162	Manufacture of products of wood, cork, straw and plaiting materials	s	s	s	s
C170	Manufacture of paper and paper products	s	s	s	s
C181	Printing and service activities related to printing	70,790	686	10,500	25,224
C201	Manufacture of basic chemicals	s	s	s	s
C202	Manufacture of other chemical products, n.e.c.	s	s	s	s
C221	Manufacture of rubber products	94,690	37,590	1,319	48,720
C222	Manufacture of plastic products				
C231	Manufacture of glass and glass products	s	s	s	s
C239	Manufacture of non-metallic mineral products, n.e.c.	s	s	s	s
C241	Manufacture of basic iron and steel	s	s	s	s
C242	Manufacture of basic precious and other non-ferrous metals	s	s	s	s
C251	Manufacture of structural metal products, tanks, reservoirs and steam generators	1,204	325	275	580
C259	Manufacture of other fabricated metal products; metal working service activities	372	-	-	315
C261	Manufacture of electronic components	38,987,600	17,228,654	20,429,956	1,328,990
C281	Manufacture of general purpose machinery	9,373	-	-	9,373
C282	Manufacture of special purpose machinery				
C303	Manufacture of air and spacecraft and related machinery	s	s	s	s
C310	Manufacture of furniture	s	s	s	s
C321	Manufacture of jewelry, bijouterie and related articles	s	s	s	s
C331	Repair of fabricated metal products, machinery and equipment	1,301	-	-	1,301
	<b>I - Ilocos Region</b>	<b>18,756,286</b>	<b>2,094,642</b>	<b>9,468</b>	<b>15,026,582</b>
C101	Processing and preserving of meat	3,690,052	129,253	-	3,545,343
C102	Processing and preserving of fish, crustaceans and mollusks	-	-	-	-

*Continued*

TABLE 11 - *Continued*

2009 PSIC Code	Region/ Industry Description	Value of Inventories as of 31 December			
		Total	Finished Products	Work-in-Progress	Raw Materials
		(10)	(11)	(12)	(13)
C103	Processing and preserving of fruits and vegetables	s	s	s	s
C105	Manufacture of dairy products	s	s	s	s
C106	Manufacture of grain mill products, starches and starch products	7,202,701	-	-	7,198,979
C107	Manufacture of other food products	1,426,187	1,212,532	3,105	173,613
C108	Manufacture of prepared animal feeds	22,385	9,884	-	7,671
C110	Manufacture of beverages	883,713	127,160	-	568,869
C120	Manufacture of tobacco products	480,113	4,596	-	234,874
C131	Spinning, weaving and finishing of textiles	832	-	-	743
C141	Manufacture of wearing apparel, except fur apparel	733	-	-	733
C142	Custom tailoring and dressmaking	1,637	-	-	1,637
C162	Manufacture of products of wood, cork, straw and plaiting materials	667	375	-	292
C170	Manufacture of paper and paper products	s	s	s	s
C181	Printing and service activities related to printing	41,309	-	-	29,921
C201	Manufacture of basic chemicals	2,472,378	-	-	2,468,871
C202	Manufacture of other chemical products, n.e.c.				
C210	Manufacture of pharmaceuticals, medicinal chemical and botanical products				
C221	Manufacture of rubber products	s	s	s	s
C222	Manufacture of plastic products	s	s	s	s
C239	Manufacture of non-metallic mineral products, n.e.c.	1,789,093	408,843	-	328,675
C241	Manufacture of basic iron and steel	179,999	80,904	-	99,095
C251	Manufacture of structural metal products, tanks, reservoirs and steam generators	244,144	-	-	244,144
C259	Manufacture of other fabricated metal products; metal working service activities	953	-	-	953
C282	Manufacture of special purpose machinery	1,849	545	32	748
C292	Manufacture of bodies (coachwork) for motor vehicles; }	12,131	107	-	33
	manufacture of trailers and semi-trailers }				
C293	Manufacture of parts and accessories for motor vehicles }				
C309	Manufacture of transport equipment, n.e.c.	s	s	s	s
C310	Manufacture of furniture	30,306	1,954	882	26,778
C321	Manufacture of jewelry, bijouterie and related articles }	3,129	952	394	1,104
C324	Manufacture of games and toys }				
C329	Other manufacturing, n.e.c. }				
C331	Repair of fabricated metal products, machinery and equipment	70,642	11,008	5,055	53,267
	<b>II - Cagayan Valley</b>	<b>2,139,138</b>	<b>404,078</b>	<b>22,687</b>	<b>1,048,780</b>
C101	Processing and preserving of meat	8,201	256	-	2,377



TABLE 11 - *Continued*

2009 PSIC Code	Region/ Industry Description	Value of Inventories as of 31 December			
		Total	Finished Products	Work-in-Progress	Raw Materials
		(10)	(11)	(12)	(13)
C102	Processing and preserving of fish, crustaceans and mollusks	s	s	s	s
C103	Processing and preserving of fruits and vegetables	862	82	-	508
C105	Manufacture of dairy products	s	s	s	s
C106	Manufacture of grain mill products, starches and starch products	644,485	112,284	18,734	405,652
C107	Manufacture of other food products	385,531	67,393	-	225,465
C108	Manufacture of prepared animal feeds	33,000	4,037	-	22,036
C110	Manufacture of beverages	811,848	205,530	-	315,696
C120	Manufacture of tobacco products	s	s	s	s
C131	Spinning, weaving and finishing of textiles	s	s	s	s
C139	Manufacture of other textiles	s	s	s	s
C142	Custom tailoring and dressmaking	748	229	-	452
C162	Manufacture of products of wood, cork, straw and plaiting materials	830	83	6	741
C181	Printing and service activities related to printing	38,493	3,513	3,062	28,231
C182	Reproduction of recorded media	s	s	s	s
C192	Manufacture of refined petroleum products	s	s	s	s
C199	Manufacture of other fuel products	s	s	s	s
C201	Manufacture of basic chemicals	s	s	s	s
C231	Manufacture of glass and glass products	13,928	315	197	7,499
C239	Manufacture of non-metallic mineral products, n.e.c.				
C251	Manufacture of structural metal products, tanks, reservoirs and steam generators	10,299	9	9	4,855
C259	Manufacture of other fabricated metal products; metal working service activities	5,693	737	50	3,874
C282	Manufacture of special purpose machinery	127,749	5,725	629	6,294
C310	Manufacture of furniture	12,204	3,203	-	5,597
C321	Manufacture of jewelry, bijouterie and related articles	s	s	s	s
C329	Other manufacturing, n.e.c.	s	s	s	s
C331	Repair of fabricated metal products, machinery and equipment	1,357	375	-	687
	<b>III - Central Luzon</b>	<b>215,743,814</b>	<b>67,898,254</b>	<b>37,443,165</b>	<b>99,207,395</b>
C101	Processing and preserving of meat	3,694,054	710,763	8,932	2,880,403
C102	Processing and preserving of fish, crustaceans and mollusks	1,011,985	408,828	-	603,156
C103	Processing and preserving of fruits and vegetables	999,883	533,079	16,643	324,481
C104	Manufacture of vegetable and animal oils and fats	129,075	-	-	468
C105	Manufacture of dairy products	480,227	232,284	-	243,789
C106	Manufacture of grain mill products, starches and starch products	5,241,358	236,186	117,450	1,842,280

*Continued*

TABLE 11 - *Continued*

2009 PSIC Code	Region/ Industry Description	Value of Inventories as of 31 December			
		Total	Finished Products	Work-in-Progress	Raw Materials
		(10)	(11)	(12)	(13)
C107	Manufacture of other food products	4,443,872	555,837	6,443	3,740,223
C108	Manufacture of prepared animal feeds	6,522,101	899,030	362,315	5,161,810
C110	Manufacture of beverages	1,971,900	559,534	1,921	759,054
C120	Manufacture of tobacco products	s	s	s	s
C131	Spinning, weaving and finishing of textiles	297,779	88,795	30,673	169,384
C139	Manufacture of other textiles	266,784	-	40,857	117,844
C141	Manufacture of wearing apparel, except fur apparel	2,970,330	639,431	638,205	1,692,040
C142	Custom tailoring and dressmaking	36,285	1,144	4,143	18,355
C143	Manufacture of knitted and crocheted apparel				
C151	Tanning and dressing of leather; manufacture of luggage and handbags	406,638	42,027	143,464	219,526
C152	Manufacture of footwear	513,243	81,828	172,364	258,219
C161	Sawmilling and planing of wood	391,964	2,022	1,402	382,330
C162	Manufacture of products of wood, cork, straw and plaiting materials				
C170	Manufacture of paper and paper products	2,825,753	178,621	160,578	1,868,865
C181	Printing and service activities related to printing	65,673	3,178	-	57,585
C192	Manufacture of refined petroleum products	30,004,395	29,960,229	-	44,166
C201	Manufacture of basic chemicals	2,199,943	17,600	34,903	1,397,691
C202	Manufacture of other chemical products, n.e.c.	2,043,405	210,118	23,564	1,795,434
C210	Manufacture of pharmaceuticals, medicinal chemical and botanical products	1,010,847	348,352	173,775	486,702
C221	Manufacture of rubber products	2,480,528	625,329	112,108	1,167,962
C222	Manufacture of plastic products	4,417,667	1,072,156	78,724	2,861,883
C231	Manufacture of glass and glass products	510,894	101,666	39,583	195,442
C239	Manufacture of non-metallic mineral products, n.e.c.	7,090,137	649,369	2,019,793	4,215,889
C241	Manufacture of basic iron and steel	16,922,991	4,369,126	53,517	11,719,280
C242	Manufacture of basic precious and other non-ferrous metals	68,441	-	-	68,441
C243	Casting of metals	553,124	56,569	1,670	494,885
C251	Manufacture of structural metal products, tanks, reservoirs and steam generators	21,157,812	1,398	124	21,133,470
C252	Manufacture of weapons and ammunition	2,868,249	1,030,838	23,088	1,814,323
C259	Manufacture of other fabricated metal products; metal working service activities				
C261	Manufacture of electronic components	50,274,822	21,057,637	25,056,274	3,898,151
C262	Manufacture of computers and peripheral equipment and accessories	25,493,689	2,003,231	3,968,811	19,521,647
C264	Manufacture of consumer electronics	112,750	-	-	104,979
C265	Manufacture of measuring, testing, navigating and control equipment; watches and clocks				
C271	Manufacture of electric motors, generators, transformers and electricity distribution and control apparatus	138,529	-	-	131,915

TABLE 11 - *Continued*

2009 PSIC Code	Region/ Industry Description	Value of Inventories as of 31 December			
		Total	Finished Products	Work-in-Progress	Raw Materials
		(10)	(11)	(12)	(13)
C272	Manufacture of batteries and accumulators	4,065,394	53,474	3,560,531	226,612
C273	Manufacture of wiring and wiring devices	2,138,817	92,852	-	2,045,965
C274	Manufacture of electric lighting equipment	300,678	13,011	18,957	268,289
C275	Manufacture of domestic appliances	126,343	40,552	-	82,813
C279	Manufacture of other electrical equipment	312,922	23,411	12,110	276,064
C281	Manufacture of general purpose machinery	145,697	2,525	3,946	137,712
C282	Manufacture of special purpose machinery	382,382	46,239	-	331,113
C291	Manufacture of motor vehicles	300,123	200,436	850	98,837
C292	Manufacture of bodies (coachwork) for motor vehicles; manufacture of trailers and semi-trailers				
C293	Manufacture of parts and accessories for motor vehicles				
C301	Building of ships and boats	s	s	s	s
C303	Manufacture of air and spacecraft and related machinery	633,093	2,190	97,715	64,629
C309	Manufacture of transport equipment, n.e.c.	27,720	10,971	9,796	6,953
C310	Manufacture of furniture	1,378,915	119,139	19,687	851,256
C321	Manufacture of jewelry, bijouterie and related articles	8,275	6,190	-	2,085
C322	Manufacture of musical instruments	s	s	s	s
C323	Manufacture of sports goods	326,111	66,271	59,670	182,274
C324	Manufacture of games and toys	60,792	5,723	7,820	47,080
C325	Manufacture of medical and dental instruments and supplies	1,397,606	260,643	35,574	304,023
C329	Other manufacturing, n.e.c.	280,508	8,096	57,632	202,740
C331	Repair of fabricated metal products, machinery and equipment	467,062	-	-	467,062
C332	Installation of industrial machinery and equipment	s	s	s	s
<b>IVA - CALABARZON</b>		<b>309,364,954</b>	<b>72,470,801</b>	<b>31,419,003</b>	<b>177,696,798</b>
C101	Processing and preserving of meat	4,086,206	929,172	55,830	2,851,507
C102	Processing and preserving of fish, crustaceans and mollusks	68,969	28,529	-	20,651
C103	Processing and preserving of fruits and vegetables	1,088,979	585,702	167,608	335,503
C104	Manufacture of vegetable and animal oils and fats	764,734	304,080	5,873	397,564
C105	Manufacture of dairy products	15,768,352	5,658,949	97,683	7,440,909
C106	Manufacture of grain mill products, starches and starch products	667,082	123,654	10,389	513,189
C107	Manufacture of other food products	9,975,449	1,414,825	206,163	7,119,564
C108	Manufacture of prepared animal feeds	889,384	284,904	-	495,204
C110	Manufacture of beverages	7,731,917	650,573	2,191,051	4,074,233
C120	Manufacture of tobacco products	2,863,816	712,343	9,101	2,072,785
C131	Spinning, weaving and finishing of textiles	71,257	11,945	7,090	51,567
C139	Manufacture of other textiles	904,461	269,058	164,807	468,887
C141	Manufacture of wearing apparel, except fur apparel	1,714,248	288,186	230,060	1,168,219

*Continued*

TABLE 11 - *Continued*

2009 PSIC Code	Region/ Industry Description	Value of Inventories as of 31 December			
		Total	Finished Products	Work-in-Progress	Raw Materials
		(10)	(11)	(12)	(13)
C142	Custom tailoring and dressmaking	17,494	56	-	17,438
C143	Manufacture of knitted and crocheted apparel	237,254	6,241	79,309	97,140
C151	Tanning and dressing of leather; manufacture of luggage and handbags	80,769	3,736	7,184	68,500
C152	Manufacture of footwear	1,646,776	342,699	345,231	958,846
C161	Sawmilling and planing of wood	7,837,698	559,156	1,071,000	5,994,433
C162	Manufacture of products of wood, cork, straw and plaiting materials				
C170	Manufacture of paper and paper products	2,297,860	387,442	109,671	1,671,544
C181	Printing and service activities related to printing	3,296,815	276,516	35,270	2,950,961
C182	Reproduction of recorded media	s	s	s	s
C192	Manufacture of refined petroleum products	25,548,743	31,988	-	25,516,755
C199	Manufacture of other fuel products				
C201	Manufacture of basic chemicals	6,158,767	959,876	68,384	3,632,796
C202	Manufacture of other chemical products, n.e.c.	5,686,447	1,391,417	90,915	4,157,452
C210	Manufacture of pharmaceuticals, medicinal chemical and botanical products	2,831,058	312,854	340,319	2,177,886
C221	Manufacture of rubber products	897,586	323,764	98,461	465,143
C222	Manufacture of plastic products	6,358,507	1,742,371	360,718	3,462,225
C231	Manufacture of glass and glass products	2,282,961	1,310,855	17,866	857,240
C239	Manufacture of non-metallic mineral products, n.e.c.	11,153,889	3,014,640	728,786	6,743,418
C241	Manufacture of basic iron and steel	22,269,558	4,847,594	7,006,370	10,393,053
C242	Manufacture of basic precious and other non-ferrous metals	786,439	194,435	55,083	532,215
C243	Casting of metals	1,758,644	450,354	234,599	843,235
C251	Manufacture of structural metal products, tanks, reservoirs and steam generators	4,337,896	533,748	1,091,418	2,474,616
C259	Manufacture of other fabricated metal products; metal working service activities	12,466,936	2,886,657	862,802	8,337,684
C261	Manufacture of electronic components	42,400,728	10,803,742	7,599,732	22,114,638
C262	Manufacture of computers and peripheral equipment and accessories	3,346,592	703,161	638,154	1,534,435
C263	Manufacture of communication equipment	912,514	27,493	57,210	827,472
C264	Manufacture of consumer electronics	1,812,101	282,186	128,474	1,401,289
C265	Manufacture of measuring, testing, navigating and control equipment; watches and clocks	737,986	74,101	96,394	536,250
C267	Manufacture of optical instruments and photographic equipment	3,791,813	668,310	386,371	2,648,598
C271	Manufacture of electric motors, generators, transformers and electricity distribution and control apparatus	3,208,724	782,372	550,235	1,742,009
C272	Manufacture of batteries and accumulators	132,249	21,535	74,416	34,909
C273	Manufacture of wiring and wiring devices	4,300,263	641,942	189,289	3,414,890
C274	Manufacture of electric lighting equipment	1,825,565	364,476	165,118	1,177,742

TABLE 11 - *Continued*

2009 PSIC Code	Region/ Industry Description	Value of Inventories as of 31 December			
		Total	Finished Products	Work-in-Progress	Raw Materials
		(10)	(11)	(12)	(13)
C275	Manufacture of domestic appliances	634,591	234,660	62,815	326,465
C279	Manufacture of other electrical equipment	737,529	96,949	21,013	554,731
C281	Manufacture of general purpose machinery	8,298,411	664,843	632,568	4,075,047
C282	Manufacture of special purpose machinery	1,802,508	372,155	182,111	1,071,566
C291	Manufacture of motor vehicles	17,154,419	12,699,110	292,187	3,218,169
C292	Manufacture of bodies (coachwork) for motor vehicles; manufacture of trailers and semi-trailers	660,259	156,392	278,164	225,703
C293	Manufacture of parts and accessories for motor vehicles	17,671,651	2,823,609	1,457,962	10,520,319
C301	Building of ships and boats	121,611	-	3,058	118,554
C303	Manufacture of air and spacecraft and related machinery	23,992,349	8,276,522	138,236	7,563,873
C309	Manufacture of transport equipment, n.e.c.				
C310	Manufacture of furniture	1,160,590	44,204	4,804	1,102,103
C321	Manufacture of jewelry, bijouterie and related articles	134,937	77,570	6,309	51,058
C323	Manufacture of sports goods	303,064	23,996	17,270	256,250
C324	Manufacture of games and toys	60,343	6,009	6,924	47,410
C325	Manufacture of medical and dental instruments and supplies	8,334,940	1,732,115	1,657,955	4,566,927
C329	Other manufacturing, n.e.c.	186,069	41,102	21,966	123,001
C331	Repair of fabricated metal products, machinery and equipment	1,046,237	3,660	993,405	49,173
	<b>MIMAROPA</b>	<b>1,371,651</b>	<b>96,395</b>	<b>315,217</b>	<b>366,811</b>
C101	Processing and preserving of meat	s	s	s	s
C103	Processing and preserving of fruits and vegetables	s	s	s	s
C104	Manufacture of vegetable and animal oils and fats	73,478	62,158	-	939
C105	Manufacture of dairy products	s	s	s	s
C106	Manufacture of grain mill products, starches and starch products	158,692	-	-	158,692
C107	Manufacture of other food products	124,046	8,257	-	94,966
C110	Manufacture of beverages	6,003	-	-	4,692
C131	Spinning, weaving and finishing of textiles	s	s	s	s
C142	Custom tailoring and dressmaking	58	-	-	30
C151	Tanning and dressing of leather; manufacture of luggage and handbags	s	s	s	s
C162	Manufacture of products of wood, cork, straw and plaiting materials	s	s	s	s
C181	Printing and service activities related to printing	1,662	-	-	1,656
C192	Manufacture of refined petroleum products	s	s	s	s
C201	Manufacture of basic chemicals	4,240	1,000	2,000	1,200
C202	Manufacture of other chemical products, n.e.c.				
C210	Manufacture of pharmaceuticals, medicinal chemical and botanical products	s	s	s	s

*Continued*

TABLE 11 - *Continued*

2009 PSIC Code	Region/ Industry Description	Value of Inventories as of 31 December			
		Total	Finished Products	Work-in-Progress	Raw Materials
		(10)	(11)	(12)	(13)
C222	Manufacture of plastic products	s	s	s	s
C239	Manufacture of non-metallic mineral products, n.e.c.	4,967	962	915	2,752
C242	Manufacture of basic precious and other non-ferrous metals	s	s	s	s
C259	Manufacture of other fabricated metal products; metal working service activities	4,018	1,499	1,015	316
C282	Manufacture of special purpose machinery	s	s	s	s
C310	Manufacture of furniture	564	36	-	421
C331	Repair of fabricated metal products, machinery and equipment	3,543	-	-	708
	<b>V - Bicol Region</b>	<b>7,579,723</b>	<b>2,419,140</b>	<b>458,516</b>	<b>2,622,110</b>
C101	Processing and preserving of meat	2,723	400	267	1,246
C102	Processing and preserving of fish, crustaceans and mollusks	10,417	-	-	10,417
C103	Processing and preserving of fruits and vegetables	72,582	31,160	10,926	16,259
C104	Manufacture of vegetable and animal oils and fats	1,647,969	1,015,397	8,780	481,104
C105	Manufacture of dairy products	16	-	-	15
C106	Manufacture of grain mill products, starches and starch products	111,590	-	-	26,979
C107	Manufacture of other food products	98,929	31,203	-	14,206
C108	Manufacture of prepared animal feeds	973,155	269,271	42,667	661,216
C110	Manufacture of beverages	159,053	93,185	-	30,703
C120	Manufacture of tobacco products	s	s	s	s
C131	Spinning, weaving and finishing of textiles	160	68	12	56
C139	Manufacture of other textiles	6,519	537	417	2,740
C141	Manufacture of wearing apparel, except fur apparel	28,433	4,526	50	3,031
C142	Custom tailoring and dressmaking				
C152	Manufacture of footwear	s	s	s	s
C162	Manufacture of products of wood, cork, straw and plaiting materials	63,596	14,000	8,061	26,024
C170	Manufacture of paper and paper products	s	s	s	s
C181	Printing and service activities related to printing	109,644	-	-	28,228
C192	Manufacture of refined petroleum products	s	s	s	s
C201	Manufacture of basic chemicals	518	-	-	518
C210	Manufacture of pharmaceuticals, medicinal chemical and botanical products	s	s	s	s
C231	Manufacture of glass and glass products	1,400,744	27,829	12,810	768,904
C239	Manufacture of non-metallic mineral products, n.e.c.				
C241	Manufacture of basic iron and steel	2,316,047	755,252	302,225	222,317
C242	Manufacture of basic precious and other non-ferrous metals				

TABLE 11 - *Continued*

2009 PSIC Code	Region/ Industry Description	Value of Inventories as of 31 December			
		Total	Finished Products	Work-in-Progress	Raw Materials
		(10)	(11)	(12)	(13)
C251	Manufacture of structural metal products, tanks, reservoirs and steam generators	82,849	10,117	54,852	17,060
C259	Manufacture of other fabricated metal products; metal working service activities	383	-	-	383
C282	Manufacture of special purpose machinery	1,585	-	-	1,585
C293	Manufacture of parts and accessories for motor vehicles	s	s	s	s
C310	Manufacture of furniture	16,854	9,063	725	7,016
C329	Other manufacturing, n.e.c.	2,927	535	389	2,003
C331	Repair of fabricated metal products, machinery and equipment	350	-	-	350
	<b>VI - Western Visayas</b>	<b>11,581,202</b>	<b>3,442,865</b>	<b>1,578,231</b>	<b>4,919,225</b>
C101	Processing and preserving of meat	12,542	4,395	-	2,982
C102	Processing and preserving of fish, crustaceans and mollusks	26,224	4,664	-	2,325
C103	Processing and preserving of fruits and vegetables	2,800	601	-	1,465
C104	Manufacture of vegetable and animal oils and fats	8,626	2,068	-	5,182
C105	Manufacture of dairy products	594	7	-	68
C106	Manufacture of grain mill products, starches and starch products	827,866	72,483	-	693,950
C107	Manufacture of other food products	3,547,165	958,701	2,308	1,422,063
C108	Manufacture of prepared animal feeds	639,125	68,753	-	481,757
C110	Manufacture of beverages	1,469,266	388,865	107	912,184
C131	Spinning, weaving and finishing of textiles	1,817	20	10	1,785
C139	Manufacture of other textiles	14,165	-	-	9,042
C141	Manufacture of wearing apparel, except fur apparel	11,338	1,215	974	9,149
C142	Custom tailoring and dressmaking	20,532	156	24	20,348
C161	Sawmilling and planing of wood	45,780	41,328	1,317	2,949
C162	Manufacture of products of wood, cork, straw and plaiting materials				
C170	Manufacture of paper and paper products	s	s	s	s
C181	Printing and service activities related to printing	4,444	-	-	4,444
C199	Manufacture of other fuel products	s	s	s	s
C201	Manufacture of basic chemicals	957,186	383,003	1,872	462,547
C202	Manufacture of other chemical products, n.e.c.	-	-	-	-
C210	Manufacture of pharmaceuticals, medicinal chemical and botanical products	8,566	1,421	-	7,145
C222	Manufacture of plastic products	328,913	96,322	56,266	176,325
C231	Manufacture of glass and glass products	3,049,950	1,374,598	1,499,159	169,592
C239	Manufacture of non-metallic mineral products, n.e.c.				
C241	Manufacture of basic iron and steel				
C243	Casting of metals	88,310	13,002	-	75,307

*Continued*

TABLE 11 - *Continued*

2009 PSIC Code	Region/ Industry Description	Value of Inventories as of 31 December			
		Total	Finished Products	Work-in-Progress	Raw Materials
		(10)	(11)	(12)	(13)
C251	Manufacture of structural metal products, tanks, reservoirs and steam generators	50,794	-	8,957	41,837
C259	Manufacture of other fabricated metal products; metal working service activities	34,602	457	7,228	23,776
C273	Manufacture of wiring and wiring devices	s	s	s	s
C275	Manufacture of domestic appliances	s	s	s	s
C282	Manufacture of special purpose machinery	28,012	-	-	28,012
C310	Manufacture of furniture	356,597	-	-	349,954
C329	Other manufacturing, n.e.c.	2,102	578	-	1,384
C331	Repair of fabricated metal products, machinery and equipment	42,975	30,153	-	12,822
	<b>VII - Central Visayas</b>	<b>78,730,838</b>	<b>14,551,073</b>	<b>7,462,503</b>	<b>51,863,531</b>
C101	Processing and preserving of meat	4,903,660	1,682,159	47,938	3,146,396
C102	Processing and preserving of fish, crustaceans and mollusks	514,146	110,947	30,373	330,450
C103	Processing and preserving of fruits and vegetables	258,701	3,717	-	5,497
C104	Manufacture of vegetable and animal oils and fats	2,117,971	602,151	-	1,369,523
C105	Manufacture of dairy products	70,430	34,260	-	36,169
C106	Manufacture of grain mill products, starches and starch products	509,589	68,558	-	416,788
C107	Manufacture of other food products	5,893,103	2,242,234	5,328	3,347,294
C108	Manufacture of prepared animal feeds	12,665,003	2,242,735	380,513	9,849,190
C110	Manufacture of beverages	746,077	392,185	4,577	214,745
C131	Spinning, weaving and finishing of textiles	1,420	1,304	6	96
C139	Manufacture of other textiles	9,205	1,801	312	6,835
C141	Manufacture of wearing apparel, except fur apparel	889,062	195,904	448,015	216,258
C142	Custom tailoring and dressmaking	-	-	-	-
C151	Tanning and dressing of leather; manufacture of luggage and handbags	s	s	s	s
C152	Manufacture of footwear	420,674	85,803	77,209	251,544
C161	Sawmilling and planing of wood	977,669	307,561	27,643	246,671
C162	Manufacture of products of wood, cork, straw and plaiting materials				
C170	Manufacture of paper and paper products	2,104,652	6,378	6,842	2,088,888
C181	Printing and service activities related to printing	3,750,316	41,371	58,675	3,627,285
C199	Manufacture of other fuel products	s	s	s	s
C201	Manufacture of basic chemicals	562,209	47,899	-	115,774
C202	Manufacture of other chemical products, n.e.c.	1,075,952	157,295	52,655	853,063
C203	Manufacture of man-made fibers				
C210	Manufacture of pharmaceuticals, medicinal chemical and botanical products				
		292,970	41,224	22,942	228,804



TABLE 11 - *Continued*

2009 PSIC Code	Region/ Industry Description	Value of Inventories as of 31 December			
		Total	Finished Products	Work-in-Progress	Raw Materials
		(10)	(11)	(12)	(13)
C221	Manufacture of rubber products	623,716	130,457	223,178	258,006
C222	Manufacture of plastic products	4,909,965	627,867	1,106,832	3,157,131
C231	Manufacture of glass and glass products	401,971	96,535	32,217	240,079
C239	Manufacture of non-metallic mineral products, n.e.c.	3,827,901	602,368	934,141	1,430,740
C241	Manufacture of basic iron and steel	6,742,647	2,063,004	24,386	4,004,016
C242	Manufacture of basic precious and other non-ferrous metals				
C243	Casting of metals				
C251	Manufacture of structural metal products, tanks, reservoirs and steam generators	107,941	19,606	1,922	83,726
C252	Manufacture of weapons and ammunition	s	s	s	s
C259	Manufacture of other fabricated metal products; metal working service activities	519,336	108,647	76,777	283,844
C261	Manufacture of electronic components	8,819,267	750,059	501,840	7,150,319
C262	Manufacture of computers and peripheral equipment and accessories	1,229,558	125,662	158,445	944,400
C263	Manufacture of communication equipment				
C265	Manufacture of measuring, testing, navigating and control equipment; watches and clocks				
C267	Manufacture of optical instruments and photographic equipment	1,042,094	71,014	246,879	627,276
C271	Manufacture of electric motors, generators, transformers and electricity distribution and control apparatus	350,067	14,125	1,184	334,296
C273	Manufacture of wiring and wiring devices	s	s	s	s
C274	Manufacture of electric lighting equipment	54,821	16,802	5,639	32,380
C275	Manufacture of domestic appliances	279,325	47,468	61,449	170,408
C281	Manufacture of general purpose machinery	308,135	37,853	34,685	235,596
C282	Manufacture of special purpose machinery	11,685	420	2,464	8,801
C291	Manufacture of motor vehicles	187,116	82,592	6,848	96,200
C292	Manufacture of bodies (coachwork) for motor vehicles; manufacture of trailers and semi-trailers	1,630,379	658,232	141,496	764,321
C293	Manufacture of parts and accessories for motor vehicles				
C301	Building of ships and boats				
C309	Manufacture of transport equipment, n.e.c.	s	s	s	s
C310	Manufacture of furniture	1,888,084	261,335	381,576	1,132,582
C321	Manufacture of jewelry, bijouterie and related articles	563,738	99,909	19,396	406,015
C322	Manufacture of musical instruments	s	s	s	s
C323	Manufacture of sports goods	s	s	s	s
C324	Manufacture of games and toys	309,405	89,379	52,251	167,231
C325	Manufacture of medical and dental instruments and supplies	2,609,013	200,205	1,119,055	943,576
C329	Other manufacturing, n.e.c.	66,054	1,065	2,161	62,828

*Continued*

TABLE 11 - *Continued*

2009 PSIC Code	Region/ Industry Description	Value of Inventories as of 31 December			
		Total	Finished Products	Work-in-Progress	Raw Materials
		(10)	(11)	(12)	(13)
C331	Repair of fabricated metal products, machinery and equipment	2,420,608	-	962,583	1,458,025
	<b>VIII - Eastern Visayas</b>	<b>9,932,502</b>	<b>3,212,699</b>	<b>827,104</b>	<b>2,050,026</b>
C101	Processing and preserving of meat	s	s	s	s
C102	Processing and preserving of fish, crustaceans and mollusks	22,305	5,360	-	13,900
C103	Processing and preserving of fruits and vegetables	s	s	s	s
C104	Manufacture of vegetable and animal oils and fats	1,751,132	1,454,768	86,233	210,132
C106	Manufacture of grain mill products, starches and starch products	1,452,027	45	-	205,261
C107	Manufacture of other food products	1,097,275	9,259	48,902	1,030,424
C110	Manufacture of beverages	402,811	116,841	171	43,196
C139	Manufacture of other textiles	s	s	s	s
C142	Custom tailoring and dressmaking	-	-	-	-
C162	Manufacture of products of wood, cork, straw and plaiting materials	s	s	s	s
C170	Manufacture of paper and paper products	51,605	2,194	-	49,411
C181	Printing and service activities related to printing	40,150	4,117	4,659	2,282
C192	Manufacture of refined petroleum products	s	s	s	s
C201	Manufacture of basic chemicals	114,878	49,559	-	49,135
C202	Manufacture of other chemical products, n.e.c.				
C210	Manufacture of pharmaceuticals, medicinal chemical and botanical products				
C221	Manufacture of rubber products	s	s	s	s
C222	Manufacture of plastic products	s	s	s	s
C231	Manufacture of glass and glass products	27,004	3,954	3,200	7,354
C239	Manufacture of non-metallic mineral products, n.e.c.	95,276	3,545	-	27,852
C242	Manufacture of basic precious and other non-ferrous metals	s	s	s	s
C243	Casting of metals	s	s	s	s
C251	Manufacture of structural metal products, tanks, reservoirs and steam generators	s	s	s	s
C259	Manufacture of other fabricated metal products; metal working service activities	65,694	-	-	420
C273	Manufacture of wiring and wiring devices	s	s	s	s
C282	Manufacture of special purpose machinery	s	s	s	s
C310	Manufacture of furniture	1,588	664	200	716
C329	Other manufacturing, n.e.c.	6,238	1,065	1,967	2,734
C331	Repair of fabricated metal products, machinery and equipment	688	-	-	288

TABLE 11 - *Continued*

2009 PSIC Code	Region/ Industry Description	Value of Inventories as of 31 December			
		Total	Finished Products	Work-in-Progress	Raw Materials
		(10)	(11)	(12)	(13)
	<b>IX - Zamboanga Peninsula</b>	<b>4,463,752</b>	<b>1,044,330</b>	<b>418,914</b>	<b>2,158,409</b>
C101	Processing and preserving of meat	16,701	3,184	2,102	8,672
C102	Processing and preserving of fish, crustaceans and mollusks	1,338,328	585,013	74,491	597,906
C103	Processing and preserving of fruits and vegetables	s	s	s	s
C104	Manufacture of vegetable and animal oils and fats	188,956	-	-	188,956
C105	Manufacture of dairy products	s	s	s	s
C106	Manufacture of grain mill products, starches and starch products	42,800	-	-	566
C107	Manufacture of other food products	547,085	530	-	545,986
C108	Manufacture of prepared animal feeds	s	s	s	s
C110	Manufacture of beverages	118,563	-	-	110,438
C142	Custom tailoring and dressmaking	889	-	-	887
C161	Sawmilling and planing of wood				
C162	Manufacture of products of wood, cork, straw and plaiting materials	1,059,977	177,442	158,954	59,939
C181	Printing and service activities related to printing	2,696	-	-	1,697
C202	Manufacture of other chemical products, n.e.c.	s	s	s	s
C221	Manufacture of rubber products	11,256	700	375	3,578
C222	Manufacture of plastic products	14,206	-	-	10,093
C231	Manufacture of glass and glass products				
C239	Manufacture of non-metallic mineral products, n.e.c.	6,877	560	238	3,113
C241	Manufacture of basic iron and steel	s	s	s	s
C251	Manufacture of structural metal products, tanks, reservoirs and steam generators	s	s	s	s
C259	Manufacture of other fabricated metal products; metal working service activities	982,513	250,635	162,930	568,948
C301	Building of ships and boats	s	s	s	s
C310	Manufacture of furniture	85,554	20,057	19,289	36,794
C324	Manufacture of games and toys				
C329	Other manufacturing, n.e.c.	966	-	535	425
C331	Repair of fabricated metal products, machinery and equipment	21,743	-	-	2,079
	<b>X - Northern Mindanao</b>	<b>24,445,635</b>	<b>6,616,959</b>	<b>1,338,266</b>	<b>14,341,030</b>
C101	Processing and preserving of meat	29,348	7,517	-	20,333
C102	Processing and preserving of fish, crustaceans and mollusks	s	s	s	s
C103	Processing and preserving of fruits and vegetables	167,208	84,158	1,948	49,031
C104	Manufacture of vegetable and animal oils and fats	3,518,587	2,160,153	18,042	1,005,340
C105	Manufacture of dairy products	2,145,242	26,131	108,354	1,831,783

*Continued*

TABLE 11 - *Continued*

2009 PSIC Code	Region/ Industry Description	Value of Inventories as of 31 December			
		Total	Finished Products	Work-in-Progress	Raw Materials
		(10)	(11)	(12)	(13)
C106	Manufacture of grain mill products, starches and starch products	5,235,865	1,323,094	22,940	3,638,817
C107	Manufacture of other food products	1,635,582	431,431	9,095	868,765
C108	Manufacture of prepared animal feeds	2,718	1,489	940	246
C110	Manufacture of beverages	3,444,646	685,048	338,028	1,565,285
C139	Manufacture of other textiles	s	s	s	s
C141	Manufacture of wearing apparel, except fur apparel	11,389	-	-	10,468
C142	Custom tailoring and dressmaking	16,128	50	100	2,762
C152	Manufacture of footwear	s	s	s	s
C161	Sawmilling and planing of wood	33,294	1,880	1,080	27,134
C162	Manufacture of products of wood, cork, straw and plaiting materials	50,995	8,907	8,699	31,587
C170	Manufacture of paper and paper products	478,673	-	-	478,547
C181	Printing and service activities related to printing	2,752,853	-	-	2,752,853
C192	Manufacture of refined petroleum products	s	s	s	s
C201	Manufacture of basic chemicals	3,904,095	1,777,491	357,632	1,698,998
C202	Manufacture of other chemical products, n.e.c.	316,931	24,866	207,216	43,492
C210	Manufacture of pharmaceuticals, medicinal chemical and botanical products	s	s	s	s
C221	Manufacture of rubber products	s	s	s	s
C222	Manufacture of plastic products	57,653	16,647	3,571	33,337
C231	Manufacture of glass and glass products	17,994	-	-	17,994
C239	Manufacture of non-metallic mineral products, n.e.c.				
C241	Manufacture of basic iron and steel	401,751	16,574	249,430	108,840
C243	Casting of metals	s	s	s	s
C251	Manufacture of structural metal products, tanks, reservoirs and steam generators	-	-	-	-
C252	Manufacture of weapons and ammunition	s	s	s	s
C259	Manufacture of other fabricated metal products; metal working service activities	91,635	40,000	8,000	42,035
C282	Manufacture of special purpose machinery	40,610	-	-	40,610
C291	Manufacture of motor vehicles	19,645	-	-	19,645
C292	Manufacture of bodies (coachwork) for motor vehicles; manufacture of trailers and semi-trailers	s	s	s	s
C310	Manufacture of furniture	26,198	6,145	1,800	15,190
C321	Manufacture of jewelry, bijouterie and related articles	297	-	-	297
C324	Manufacture of games and toys				
C325	Manufacture of medical and dental instruments and supplies				
C329	Other manufacturing, n.e.c.				
C331	Repair of fabricated metal products, machinery and equipment	21,880	314	674	19,465

TABLE 11 - *Continued*

2009 PSIC Code	Region/ Industry Description	Value of Inventories as of 31 December			
		Total	Finished Products	Work-in-Progress	Raw Materials
		(10)	(11)	(12)	(13)
	<b>XI - Davao Region</b>	<b>30,590,788</b>	<b>12,904,020</b>	<b>3,390,098</b>	<b>13,341,081</b>
C101	Processing and preserving of meat	1,187,824	191,887	-	977,787
C102	Processing and preserving of fish, crustaceans and mollusks	3,800	-	-	3,800
C103	Processing and preserving of fruits and vegetables	476,388	165,045	268,348	39,721
C104	Manufacture of vegetable and animal oils and fats	1,989,733	1,500,570	-	379,350
C105	Manufacture of dairy products	926	189	-	701
C106	Manufacture of grain mill products, starches and starch products	584,736	25,425	-	556,001
C107	Manufacture of other food products	5,182,050	1,366,254	8,726	3,702,539
C108	Manufacture of prepared animal feeds	137,222	44,082	-	89,528
C110	Manufacture of beverages	8,267,762	7,353,606	799,999	81,867
C120	Manufacture of tobacco products	s	s	s	s
C131	Spinning, weaving and finishing of textiles	2,503	1,531	-	884
C139	Manufacture of other textiles	85,890	14,908	3,309	67,635
C141	Manufacture of wearing apparel, except fur apparel	354	-	-	354
C142	Custom tailoring and dressmaking	6,567	-	56	629
C152	Manufacture of footwear	5,673	1,000	500	3,514
C161	Sawmilling and planing of wood				
C162	Manufacture of products of wood, cork, straw and plaiting materials	544,547	136,273	136,819	255,245
C170	Manufacture of paper and paper products	3,259,915	214,706	356,274	2,686,951
C181	Printing and service activities related to printing	1,141,049	123,707	208,538	808,805
C192	Manufacture of refined petroleum products	s	s	s	s
C201	Manufacture of basic chemicals	120,144	48,826	879	67,594
C202	Manufacture of other chemical products, n.e.c.	1,027,324	579,626	9,497	293,246
C210	Manufacture of pharmaceuticals, medicinal chemical and botanical products	564	100	190	258
C221	Manufacture of rubber products	21,687	4,228	-	17,459
C222	Manufacture of plastic products	1,006,092	188,450	77,975	608,227
C231	Manufacture of glass and glass products	9,798	-	-	9,798
C239	Manufacture of non-metallic mineral products, n.e.c.	1,009,171	347,989	199,086	167,322
C241	Manufacture of basic iron and steel	114,279	12,481	43,427	50,067
C242	Manufacture of basic precious and other non-ferrous metals	224,923	104,020	-	120,835
C243	Casting of metals	s	s	s	s
C251	Manufacture of structural metal products, tanks, reservoirs and steam generators	1,674,628	52,590	-	1,578,584
C252	Manufacture of weapons and ammunition	s	s	s	s
C259	Manufacture of other fabricated metal products; metal working service activities	1,599,258	197,845	1,072,669	328,744

*Continued*

TABLE 11 - *Continued*

2009 PSIC Code	Region/ Industry Description	Value of Inventories as of 31 December			
		Total	Finished Products	Work-in-Progress	Raw Materials
		(10)	(11)	(12)	(13)
C265	Manufacture of measuring, testing, navigating and control equipment; watches and clocks	s	s	s	s
C275	Manufacture of domestic appliances	s	s	s	s
C279	Manufacture of other electrical equipment	s	s	s	s
C281	Manufacture of general purpose machinery	12,590	360	-	8,428
C282	Manufacture of special purpose machinery	6,291	-	-	6,291
C291	Manufacture of motor vehicles	s	s	s	s
C293	Manufacture of parts and accessories for motor vehicles	s	s	s	s
C301	Building of ships and boats	30,959	-	-	30,959
C309	Manufacture of transport equipment, n.e.c.				
C310	Manufacture of furniture	667,233	182,859	202,716	268,053
C321	Manufacture of jewelry, bijouterie and related articles	s	s	s	s
C329	Other manufacturing, n.e.c.	46,164	11,299	1,091	24,251
C331	Repair of fabricated metal products, machinery and equipment	6,654	-	-	5,044
	<b>XII - SOCCSKSARGEN</b>	<b>11,168,833</b>	<b>4,172,231</b>	<b>399,264</b>	<b>5,099,014</b>
C101	Processing and preserving of meat	198,446	139,165	-	42,916
C102	Processing and preserving of fish, crustaceans and mollusks	5,224,315	2,543,339	12,634	1,958,862
C103	Processing and preserving of fruits and vegetables	160	-	-	160
C104	Manufacture of vegetable and animal oils and fats	1,391,626	955,813	-	114,497
C105	Manufacture of dairy products	s	s	s	s
C106	Manufacture of grain mill products, starches and starch products	610,011	4,553	-	352,946
C107	Manufacture of other food products	235,034	1,804	-	196,769
C108	Manufacture of prepared animal feeds	53,548	8,412	2,896	22,405
C110	Manufacture of beverages	6,080	-	-	5,011
C131	Spinning, weaving and finishing of textiles	3,946	5	1,011	2,055
C139	Manufacture of other textiles				
C141	Manufacture of wearing apparel, except fur apparel	1,320	14	10	1,279
C142	Custom tailoring and dressmaking	530	11	17	489
C152	Manufacture of footwear	s	s	s	s
C161	Sawmilling and planing of wood	1,662	31	55	757
C162	Manufacture of products of wood, cork, straw and plaiting materials	3,072	955	20	1,645
C170	Manufacture of paper and paper products	s	s	s	s
C181	Printing and service activities related to printing	180,813	-	-	175,034
C192	Manufacture of refined petroleum products	s	s	s	s
C201	Manufacture of basic chemicals	10,893	-	-	10,893
C202	Manufacture of other chemical products, n.e.c.	-	-	-	-

TABLE 11 - *Continued*

2009 PSIC Code	Region/ Industry Description	Value of Inventories as of 31 December			
		Total	Finished Products	Work-in-Progress	Raw Materials
		(10)	(11)	(12)	(13)
C210	Manufacture of pharmaceuticals, medicinal chemical and botanical products	s	s	s	s
C221	Manufacture of rubber products	15,632	3,401	1,980	3,935
C222	Manufacture of plastic products	s	s	s	s
C231	Manufacture of glass and glass products	268,740	285	-	263,319
C239	Manufacture of non-metallic mineral products, n.e.c.				
C241	Manufacture of basic iron and steel	2,239	-	-	2,194
C243	Casting of metals	s	s	s	s
C251	Manufacture of structural metal products, tanks, reservoirs and steam generators	585	83	-	333
C259	Manufacture of other fabricated metal products; metal working service activities	2,743,923	492,708	377,078	1,785,880
C282	Manufacture of special purpose machinery	2,669	1,146	21	1,464
C301	Building of ships and boats	6,561	-	-	6,561
C309	Manufacture of transport equipment, n.e.c.				
C310	Manufacture of furniture	31,951	8,550	3,483	19,517
C323	Manufacture of sports goods	s	s	s	s
C331	Repair of fabricated metal products, machinery and equipment	102,525	-	-	77,112
	<b>XIII - Caraga</b>	<b>10,049,180</b>	<b>1,328,651</b>	<b>1,382,231</b>	<b>1,925,141</b>
C101	Processing and preserving of meat	-	-	-	-
C102	Processing and preserving of fish, crustaceans and mollusks	s	s	s	s
C103	Processing and preserving of fruits and vegetables	s	s	s	s
C104	Manufacture of vegetable and animal oils and fats	252,005	212,821	-	13,310
C106	Manufacture of grain mill products, starches and starch products	30,228	-	-	29,461
C107	Manufacture of other food products	1,471,551	136,038	-	1,328,421
C108	Manufacture of prepared animal feeds	s	s	s	s
C110	Manufacture of beverages	1,790	-	-	189
C139	Manufacture of other textiles	s	s	s	s
C142	Custom tailoring and dressmaking	132	41	-	35
C152	Manufacture of footwear	s	s	s	s
C161	Sawmilling and planing of wood	24,061	15,401	-	1,096
C162	Manufacture of products of wood, cork, straw and plaiting materials	2,080,641	628,972	1,338,387	110,746
C181	Printing and service activities related to printing	140,987	1,900	-	6,690
C199	Manufacture of other fuel products	s	s	s	s
C201	Manufacture of basic chemicals	268,514	175,488	2,361	77,883
C202	Manufacture of other chemical products, n.e.c.				
C221	Manufacture of rubber products	s	s	s	s

*Continued*

TABLE 11 - *Continued*

2009 PSIC Code	Region/ Industry Description	Value of Inventories as of 31 December			
		Total	Finished Products	Work-in-Progress	Raw Materials
		(10)	(11)	(12)	(13)
C231	Manufacture of glass and glass products }				
C239	Manufacture of non-metallic mineral products, n.e.c. }	753,133	144,159	19,242	243,256
C241	Manufacture of basic iron and steel }				
C242	Manufacture of basic precious and other non-ferrous metals }	4,889,158	-	-	58,811
C251	Manufacture of structural metal products, tanks, reservoirs and steam generators }				
C259	Manufacture of other fabricated metal products; metal working service activities }	32,040	-	-	32,040
C282	Manufacture of special purpose machinery	s	s	s	s
C301	Building of ships and boats	s	s	s	s
C309	Manufacture of transport equipment, n.e.c.	s	s	s	s
C310	Manufacture of furniture	31,321	7,790	22,030	888
C321	Manufacture of jewelry, bijouterie and related articles	559	-	-	379
C324	Manufacture of games and toys }				
C329	Other manufacturing, n.e.c. }	3,451	5	208	3,238
C331	Repair of fabricated metal products, machinery and equipment	485	-	-	485
	<b>Autonomous Region in Muslim Mindanao</b>	<b>493,983</b>	<b>306,162</b>	<b>-</b>	<b>93,226</b>
C101	Processing and preserving of meat	s	s	s	s
C104	Manufacture of vegetable and animal oils and fats	s	s	s	s
C106	Manufacture of grain mill products, starches and starch products	320,732	175,817	-	81,395
C107	Manufacture of other food products	6,827	165	-	3,715
C108	Manufacture of prepared animal feeds	s	s	s	s
C110	Manufacture of beverages	1,074	-	-	1,011
C142	Custom tailoring and dressmaking	s	s	s	s
C221	Manufacture of rubber products	s	s	s	s
C239	Manufacture of non-metallic mineral products, n.e.c.	s	s	s	s
C301	Building of ships and boats	s	s	s	s
C310	Manufacture of furniture	s	s	s	s



TABLE 11 - *Continued*

2009 PSIC Code	Region/ Industry Description	Value of Inventories as of 31 December			
		Other Materials and Supplies	Fuels, Lubricants, Oils and Greases	Goods for Resale	Other Inventories
		(14)	(15)	(16)	(17)
	<b>Philippines</b>	<b>55,290,468</b>	<b>1,258,530</b>	<b>53,633,513</b>	<b>2,909,615</b>
C101	Processing and preserving of meat	502,038	61,254	93,128	1,784
C102	Processing and preserving of fish, crustaceans and mollusks	756,343	6,154	186,883	47,477
C103	Processing and preserving of fruits and vegetables	184,706	3,178	335,723	-
C104	Manufacture of vegetable and animal oils and fats	1,171,774	54,281	119,073	-
C105	Manufacture of dairy products	1,759,968	21,879	29,553	968,871
C106	Manufacture of grain mill products, starches and starch products	844,818	85,816	4,843,973	1,842
C107	Manufacture of other food products	3,464,198	139,300	744,801	22,119
C108	Manufacture of prepared animal feeds	491,551	18,515	93,543	4,038
C110	Manufacture of beverages	3,784,469	112,707	288,939	260,625
C120	Manufacture of tobacco products	495,824	10,533	197,181	235
C131	Spinning, weaving and finishing of textiles	44,709	8,991	505,346	-
C139	Manufacture of other textiles	84,176	1,800	1,044,110	-
C141	Manufacture of wearing apparel, except fur apparel	56,814	3,059	105,647	-
C142	Custom tailoring and dressmaking	156,552	131	34,690	-
C143	Manufacture of knitted and crocheted apparel	70,913	-	24,553	-
C151	Tanning and dressing of leather; manufacture of luggage and handbags	70,960	-	727	-
C152	Manufacture of footwear	6,203	771	215,414	-
C161	Sawmilling and planing of wood	17,127	649	346,285	15
C162	Manufacture of products of wood, cork, straw and plaiting materials	264,144	2,329	712,695	-
C170	Manufacture of paper and paper products	6,098,410	17,959	603,724	39,595
C181	Printing and service activities related to printing	146,416	30,162	194,521	-
C182	Reproduction of recorded media	23	-	-	-
C192	Manufacture of refined petroleum products	2,762	4,969	100	-
C199	Manufacture of other fuel products	-	-	-	-
C201	Manufacture of basic chemicals	681,190	16,781	5,763,013	8,844
C202	Manufacture of other chemical products, n.e.c.	2,637,416	12,706	2,558,623	203,731
C203	Manufacture of man-made fibers	-	-	-	-
C210	Manufacture of pharmaceuticals, medicinal chemical and botanical products	2,028	40	-	-
C221	Manufacture of rubber products	627,442	7,003	948,583	-
C222	Manufacture of plastic products	556,095	5,452	1,600,801	1,121
C231	Manufacture of glass and glass products	135,076	505	184,649	-
C239	Manufacture of non-metallic mineral products, n.e.c.	4,194,119	253,071	197,069	836
C241	Manufacture of basic iron and steel	1,857,080	149,845	20,405,838	570
C242	Manufacture of basic precious and other non-ferrous metals	6,618,607	8	1,650,034	283,150

*Continued*

TABLE 11 - *Continued*

2009 PSIC Code	Region/ Industry Description	Value of Inventories as of 31 December			
		Other Materials and Supplies	Fuels, Lubricants, Oils and Greases	Goods for Resale	Other Inventories
		(14)	(15)	(16)	(17)
C243	Casting of metals	220,785	5,027	83,026	9,342
C251	Manufacture of structural metal products, tanks, reservoirs and steam generators	444,761	40,623	612,807	56,683
C252	Manufacture of weapons and ammunition	86,950	3,957	-	-
C259	Manufacture of other fabricated metal products; metal working service activities	496,148	29,041	1,104,172	29,418
C261	Manufacture of electronic components	2,649,321	2,018	13,059	7,004
C262	Manufacture of computers and peripheral equipment and accessories	473,392	-	-	-
C263	Manufacture of communication equipment	1,391	-	-	-
C264	Manufacture of consumer electronics	502	-	23,384	-
C265	Manufacture of measuring, testing, navigating and control equipment; watches and clocks	57,746	-	31,639	-
C267	Manufacture of optical instruments and photographic equipment	176,302	5,871	3,287	-
C271	Manufacture of electric motors, generators, transformers and electricity distribution and control apparatus	134,570	9,314	3,364	-
C272	Manufacture of batteries and accumulators	450,944	-	-	-
C273	Manufacture of wiring and wiring devices	33,579	-	27,113	-
C274	Manufacture of electric lighting equipment	120,479	1,426	74,383	-
C275	Manufacture of domestic appliances	4,583	-	2,979	6,069
C279	Manufacture of other electrical equipment	64,975	-	4,404	-
C281	Manufacture of general purpose machinery	205,676	1,054	2,758,719	-
C282	Manufacture of special purpose machinery	35,021	6,871	255,993	-
C291	Manufacture of motor vehicles	688,577	2,738	112,602	255,133
C292	Manufacture of bodies (coachwork) for motor vehicles; manufacture of trailers and semi-trailers	8,563	536	12,190	-
C293	Manufacture of parts and accessories for motor vehicles	3,571,063	62,723	287,851	29,972
C301	Building of ships and boats	-	-	-	-
C303	Manufacture of air and spacecraft and related machinery	654,887	-	468,560	-
C309	Manufacture of transport equipment, n.e.c.	5,197,121	-	2,730,849	422,033
C310	Manufacture of furniture	563,282	23,058	705,732	25,424
C321	Manufacture of jewelry, bijouterie and related articles	38,427	1	246	-
C322	Manufacture of musical instruments	-	-	817	-
C323	Manufacture of sports goods	32,590	-	13,572	-
C324	Manufacture of games and toys	545	169	2,972	-
C325	Manufacture of medical and dental instruments and supplies	1,056,006	26,495	219,825	223,682
C329	Other manufacturing, n.e.c.	20,451	226	10,172	-
C331	Repair of fabricated metal products, machinery and equipment	17,735	7,503	40,583	-
C332	Installation of industrial machinery and equipment	148	29	-	-

*Continued*

TABLE 11 - *Continued*

2009 PSIC Code	Region/ Industry Description	Value of Inventories as of 31 December			
		Other Materials and Supplies	Fuels, Lubricants, Oils and Greases	Goods for Resale	Other Inventories
		(14)	(15)	(16)	(17)
	<b>National Capital Region</b>	<b>13,402,826</b>	<b>284,557</b>	<b>33,172,005</b>	<b>285,478</b>
C101	Processing and preserving of meat	178,562	250	42,620	-
C102	Processing and preserving of fish, crustaceans and mollusks	-	-	76,656	-
C103	Processing and preserving of fruits and vegetables	16,455	-	25,815	-
C104	Manufacture of vegetable and animal oils and fats	31,438	13,796	-	-
C105	Manufacture of dairy products	-	-	25,544	-
C106	Manufacture of grain mill products, starches and starch products	569,256	-	-	-
C107	Manufacture of other food products	394,269	56,202	386,299	4,509
C108	Manufacture of prepared animal feeds	82,930	-	-	-
C110	Manufacture of beverages	1,016,991	-	2,802	-
C120	Manufacture of tobacco products	382,556	10,321	-	-
C131	Spinning, weaving and finishing of textiles	43,523	-	481,618	-
C139	Manufacture of other textiles	25,587	87	986,334	-
C141	Manufacture of wearing apparel, except fur apparel	-	2,476	104,717	-
C142	Custom tailoring and dressmaking	140,388	-	-	-
C143	Manufacture of knitted and crocheted apparel	14,569	-	24,553	-
C151	Tanning and dressing of leather; manufacture of luggage and handbags	67,987	-	-	-
C152	Manufacture of footwear	-	-	214,778	-
C161	Sawmilling and planing of wood	-	612	-	-
C162	Manufacture of products of wood, cork, straw and plaiting materials	10,181	-	4,500	-
C170	Manufacture of paper and paper products	5,535,993	-	469,569	-
C181	Printing and service activities related to printing	9,991	-	-	-
C182	Reproduction of recorded media	23	-	-	-
C192	Manufacture of refined petroleum products	2,109	100	-	-
C199	Manufacture of other fuel products				
C201	Manufacture of basic chemicals	1,297	2,651	3,601,830	-
C202	Manufacture of other chemical products, n.e.c.	2,415,060	-	2,519,568	196,599
C203	Manufacture of man-made fibers				
C210	Manufacture of pharmaceuticals, medicinal chemical and botanical products	-	-	-	-
C221	Manufacture of rubber products	30,063	-	936,033	-
C222	Manufacture of plastic products	223,723	1,865	573,808	1,121
C231	Manufacture of glass and glass products	-	-	-	-
C239	Manufacture of non-metallic mineral products, n.e.c.	356,167	33,206	157,381	-
C241	Manufacture of basic iron and steel	642,669	90,597	20,192,287	570
C242	Manufacture of basic precious and other non-ferrous metals	-	-	51,616	-
C243	Casting of metals	94	4,222	-	-

*Continued*

TABLE 11 - *Continued*

2009 PSIC Code	Region/ Industry Description	Value of Inventories as of 31 December			
		Other Materials and Supplies	Fuels, Lubricants, Oils and Greases	Goods for Resale	Other Inventories
		(14)	(15)	(16)	(17)
C251	Manufacture of structural metal products, tanks, reservoirs and steam generators	241,987	13,510	529,180	56,683
C252	Manufacture of weapons and ammunition	86,925	3,951	-	-
C259	Manufacture of other fabricated metal products; metal working service activities	3,028	21,567	1,018,159	25,616
C261	Manufacture of electronic components	107,234	1,606	137	-
C262	Manufacture of computers and peripheral equipment and accessories	2,550	-	-	-
C263	Manufacture of communication equipment	-	-	-	-
C264	Manufacture of consumer electronics	-	-	22,884	-
C265	Manufacture of measuring, testing, navigating and control equipment; watches and clocks	-	-	24,718	-
C267	Manufacture of optical instruments and photographic equipment	-	-	-	-
C271	Manufacture of electric motors, generators, transformers and electricity distribution and control apparatus	-	4,573	1,490	-
C272	Manufacture of batteries and accumulators	224,777	-	-	-
C273	Manufacture of wiring and wiring devices	-	-	-	-
C274	Manufacture of electric lighting equipment	2,250	1,005	74,383	-
C275	Manufacture of domestic appliances	-	-	-	-
C279	Manufacture of other electrical equipment	s	s	s	s
C281	Manufacture of general purpose machinery	34,181	-	-	-
C282	Manufacture of special purpose machinery	-	-	-	-
C291	Manufacture of motor vehicles	15	5	112,602	-
C292	Manufacture of bodies (coachwork) for motor vehicles; manufacture of trailers and semi-trailers	8,557	534	-	-
C293	Manufacture of parts and accessories for motor vehicles	-	-	-	-
C301	Building of ships and boats	-	-	-	-
C303	Manufacture of air and spacecraft and related machinery	-	-	214,951	-
C309	Manufacture of transport equipment, n.e.c.	-	-	-	-
C310	Manufacture of furniture	458,622	21,406	288,545	-
C321	Manufacture of jewelry, bijouterie and related articles	-	-	-	-
C322	Manufacture of musical instruments	s	s	s	s
C323	Manufacture of sports goods	16,146	-	-	-
C324	Manufacture of games and toys	-	-	2,946	-
C325	Manufacture of medical and dental instruments and supplies	3,420	-	721	380
C329	Other manufacturing, n.e.c.	7,996	-	-	-
C331	Repair of fabricated metal products, machinery and equipment	12,865	-	-	-
C332	Installation of industrial machinery and equipment	s	s	s	s

*Continued*

TABLE 11 - *Continued*

2009 PSIC Code	Region/ Industry Description	Value of Inventories as of 31 December			
		Other Materials and Supplies	Fuels, Lubricants, Oils and Greases	Goods for Resale	Other Inventories
		(14)	(15)	(16)	(17)
	<b>Cordillera Administrative Region</b>	<b>662,717</b>	<b>517</b>	<b>57,874</b>	<b>-</b>
C101	Processing and preserving of meat	s	s	s	s
C103	Processing and preserving of fruits and vegetables	750	-	-	-
C105	Manufacture of dairy products	s	s	s	s
C106	Manufacture of grain mill products, starches and starch products	-	-	-	-
C107	Manufacture of other food products	-	-	-	-
C110	Manufacture of beverages	-	-	-	-
C131	Spinning, weaving and finishing of textiles	}	467	22,744	-
C139	Manufacture of other textiles				
C141	Manufacture of wearing apparel, except fur apparel	-	-	-	-
C142	Custom tailoring and dressmaking	7	-	-	-
C162	Manufacture of products of wood, cork, straw and plaiting materials	s	s	s	s
C170	Manufacture of paper and paper products	s	s	s	s
C181	Printing and service activities related to printing	-	-	34,380	-
C201	Manufacture of basic chemicals	s	s	s	s
C202	Manufacture of other chemical products, n.e.c.	s	s	s	s
C221	Manufacture of rubber products	}	1	4	-
C222	Manufacture of plastic products				
C231	Manufacture of glass and glass products	s	s	s	s
C239	Manufacture of non-metallic mineral products, n.e.c.	s	s	s	s
C241	Manufacture of basic iron and steel	s	s	s	s
C242	Manufacture of basic precious and other non-ferrous metals	s	s	s	s
C251	Manufacture of structural metal products, tanks, reservoirs and steam generators	11	13	-	-
C259	Manufacture of other fabricated metal products; metal working service activities	-	-	57	-
C261	Manufacture of electronic components	-	-	-	-
C281	Manufacture of general purpose machinery	}	-	-	-
C282	Manufacture of special purpose machinery				
C303	Manufacture of air and spacecraft and related machinery	s	s	s	s
C310	Manufacture of furniture	s	s	s	s
C321	Manufacture of jewelry, bijouterie and related articles	s	s	s	s
C331	Repair of fabricated metal products, machinery and equipment	-	-	-	-
	<b>I - Ilocos Region</b>	<b>1,304,639</b>	<b>15,027</b>	<b>280,668</b>	<b>25,259</b>
C101	Processing and preserving of meat	8,237	7,218	-	-
C102	Processing and preserving of fish, crustaceans and mollusks	-	-	-	-

*Continued*

TABLE 11 - *Continued*

2009 PSIC Code	Region/ Industry Description	Value of Inventories as of 31 December			
		Other Materials and Supplies	Fuels, Lubricants, Oils and Greases	Goods for Resale	Other Inventories
		(14)	(15)	(16)	(17)
C103	Processing and preserving of fruits and vegetables	s	s	s	s
C105	Manufacture of dairy products	s	s	s	s
C106	Manufacture of grain mill products, starches and starch products	-	-	3,722	-
C107	Manufacture of other food products	16,212	-	3,113	17,610
C108	Manufacture of prepared animal feeds	4,829	-	-	-
C110	Manufacture of beverages	116,265	2,916	60,854	7,649
C120	Manufacture of tobacco products	52,598	58	187,987	-
C131	Spinning, weaving and finishing of textiles	-	-	89	-
C141	Manufacture of wearing apparel, except fur apparel	-	-	-	-
C142	Custom tailoring and dressmaking	-	-	-	-
C162	Manufacture of products of wood, cork, straw and plaiting materials	-	-	-	-
C170	Manufacture of paper and paper products	s	s	s	s
C181	Printing and service activities related to printing	-	-	11,388	-
C201	Manufacture of basic chemicals	3,481	-	25	-
C202	Manufacture of other chemical products, n.e.c.				
C210	Manufacture of pharmaceuticals, medicinal chemical and botanical products	s	s	s	s
C221	Manufacture of rubber products	s	s	s	s
C222	Manufacture of plastic products	s	s	s	s
C239	Manufacture of non-metallic mineral products, n.e.c.	1,048,521	3,054	-	-
C241	Manufacture of basic iron and steel	-	-	-	-
C251	Manufacture of structural metal products, tanks, reservoirs and steam generators	-	-	-	-
C259	Manufacture of other fabricated metal products; metal working service activities	-	-	-	-
C282	Manufacture of special purpose machinery	18	1	505	-
C292	Manufacture of bodies (coachwork) for motor vehicles; manufacture of trailers and semi-trailers	1	-	11,990	-
C293	Manufacture of parts and accessories for motor vehicles				
C309	Manufacture of transport equipment, n.e.c.	s	s	s	s
C310	Manufacture of furniture	-	-	692	-
C321	Manufacture of jewelry, bijouterie and related articles	342	35	303	-
C324	Manufacture of games and toys				
C329	Other manufacturing, n.e.c.	72	1,240	-	-
C331	Repair of fabricated metal products, machinery and equipment				
<b>II - Cagayan Valley</b>		<b>267,290</b>	<b>22,609</b>	<b>329,288</b>	<b>44,406</b>
C101	Processing and preserving of meat	3,244	149	2,176	-

*Continued*

TABLE 11 - *Continued*

2009 PSIC Code	Region/ Industry Description	Value of Inventories as of 31 December			
		Other Materials and Supplies	Fuels, Lubricants, Oils and Greases	Goods for Resale	Other Inventories
		(14)	(15)	(16)	(17)
C102	Processing and preserving of fish, crustaceans and mollusks	s	s	s	s
C103	Processing and preserving of fruits and vegetables	-	-	273	-
C105	Manufacture of dairy products	s	s	s	s
C106	Manufacture of grain mill products, starches and starch products	6,369	3,420	98,025	-
C107	Manufacture of other food products	21,114	3,731	67,829	-
C108	Manufacture of prepared animal feeds	1,536	2,430	2,961	-
C110	Manufacture of beverages	233,866	12,349	-	44,406
C120	Manufacture of tobacco products	s	s	s	s
C131	Spinning, weaving and finishing of textiles	s	s	s	s
C139	Manufacture of other textiles	s	s	s	s
C142	Custom tailoring and dressmaking	68	-	-	-
C162	Manufacture of products of wood, cork, straw and plaiting materials	1	-	-	-
C181	Printing and service activities related to printing	-	75	3,612	-
C182	Reproduction of recorded media	s	s	s	s
C192	Manufacture of refined petroleum products	s	s	s	s
C199	Manufacture of other fuel products	s	s	s	s
C201	Manufacture of basic chemicals	s	s	s	s
C231	Manufacture of glass and glass products	}	285	5,632	-
C239	Manufacture of non-metallic mineral products, n.e.c.				
C251	Manufacture of structural metal products, tanks, reservoirs and steam generators	700	48	4,680	-
C259	Manufacture of other fabricated metal products; metal working service activities	158	8	865	-
C282	Manufacture of special purpose machinery	-	-	115,101	-
C310	Manufacture of furniture	-	-	3,404	-
C321	Manufacture of jewelry, bijouterie and related articles	s	s	s	s
C329	Other manufacturing, n.e.c.	s	s	s	s
C331	Repair of fabricated metal products, machinery and equipment	188	-	107	-
	<b>III - Central Luzon</b>	<b>4,717,638</b>	<b>279,220</b>	<b>5,969,616</b>	<b>228,527</b>
C101	Processing and preserving of meat	47,318	705	45,933	-
C102	Processing and preserving of fish, crustaceans and mollusks	-	-	-	-
C103	Processing and preserving of fruits and vegetables	103,382	671	21,627	-
C104	Manufacture of vegetable and animal oils and fats	14,943	6,591	107,073	-
C105	Manufacture of dairy products	300	-	3,855	-
C106	Manufacture of grain mill products, starches and starch products	16,407	30,694	2,998,340	-

*Continued*

TABLE 11 - *Continued*

2009 PSIC Code	Region/ Industry Description	Value of Inventories as of 31 December			
		Other Materials and Supplies	Fuels, Lubricants, Oils and Greases	Goods for Resale	Other Inventories
		(14)	(15)	(16)	(17)
C107	Manufacture of other food products	137,556	3,812	-	-
C108	Manufacture of prepared animal feeds	89,300	128	9,518	-
C110	Manufacture of beverages	508,654	27,122	-	115,614
C120	Manufacture of tobacco products	s	s	s	s
C131	Spinning, weaving and finishing of textiles	894	8,033	-	-
C139	Manufacture of other textiles	58,289	-	49,794	-
C141	Manufacture of wearing apparel, except fur apparel	584	71	-	-
C142	Custom tailoring and dressmaking	12,549	13	80	-
C143	Manufacture of knitted and crocheted apparel				
C151	Tanning and dressing of leather; manufacture of luggage and handbags	1,622	-	-	-
C152	Manufacture of footwear	77	755	-	-
C161	Sawmilling and planing of wood	165	-	6,045	-
C162	Manufacture of products of wood, cork, straw and plaiting materials				
C170	Manufacture of paper and paper products	433,329	13,191	131,574	39,595
C181	Printing and service activities related to printing	4,708	203	-	-
C192	Manufacture of refined petroleum products	-	-	-	-
C201	Manufacture of basic chemicals	6,959	-	742,790	-
C202	Manufacture of other chemical products, n.e.c.	5,162	-	9,126	-
C210	Manufacture of pharmaceuticals, medicinal chemical and botanical products	2,018	-	-	-
C221	Manufacture of rubber products	571,101	4,028	-	-
C222	Manufacture of plastic products	22,899	-	382,005	-
C231	Manufacture of glass and glass products	34,928	-	139,276	-
C239	Manufacture of non-metallic mineral products, n.e.c.	71,074	134,013	-	-
C241	Manufacture of basic iron and steel	556,495	16,869	207,704	-
C242	Manufacture of basic precious and other non-ferrous metals	-	-	-	-
C243	Casting of metals	-	-	-	-
C251	Manufacture of structural metal products, tanks, reservoirs and steam generators	13,940	-	8,880	-
C252	Manufacture of weapons and ammunition	-	-	-	-
C259	Manufacture of other fabricated metal products; metal working service activities				
C261	Manufacture of electronic components	261,475	-	1,264	21
C262	Manufacture of computers and peripheral equipment and accessories	-	-	-	-
C264	Manufacture of consumer electronics	351	-	7,421	-
C265	Manufacture of measuring, testing, navigating and control equipment; watches and clocks				
C271	Manufacture of electric motors, generators, transformers and electricity distribution and control apparatus	-	4,741	1,874	-

*Continued*



TABLE 11 - *Continued*

2009 PSIC Code	Region/ Industry Description	Value of Inventories as of 31 December			
		Other Materials and Supplies	Fuels, Lubricants, Oils and Greases	Goods for Resale	Other Inventories
		(14)	(15)	(16)	(17)
C272	Manufacture of batteries and accumulators	224,777	-	-	-
C273	Manufacture of wiring and wiring devices	-	-	-	-
C274	Manufacture of electric lighting equipment	-	421	-	-
C275	Manufacture of domestic appliances	-	-	2,979	-
C279	Manufacture of other electrical equipment	-	-	1,336	-
C281	Manufacture of general purpose machinery	-	-	1,514	-
C282	Manufacture of special purpose machinery	4,550	480	-	-
C291	Manufacture of motor vehicles	}			
C292	Manufacture of bodies (coachwork) for motor vehicles; manufacture of trailers and semi-trailers	}	-	-	-
C293	Manufacture of parts and accessories for motor vehicles	1,015,724	-	-	-
C301	Building of ships and boats	s	s	s	s
C303	Manufacture of air and spacecraft and related machinery	-	-	468,560	-
C309	Manufacture of transport equipment, n.e.c.	-	-	-	-
C310	Manufacture of furniture	86	-	388,747	-
C321	Manufacture of jewelry, bijouterie and related articles	-	-	-	-
C322	Manufacture of musical instruments	s	s	s	s
C323	Manufacture of sports goods	4,324	-	13,572	-
C324	Manufacture of games and toys	-	169	-	-
C325	Manufacture of medical and dental instruments and supplies	479,661	26,495	217,913	73,296
C329	Other manufacturing, n.e.c.	12,039	-	-	-
C331	Repair of fabricated metal products, machinery and equipment	-	-	-	-
C332	Installation of industrial machinery and equipment	s	s	s	s
	<b>IVA - CALABARZON</b>	<b>18,005,696</b>	<b>152,359</b>	<b>7,771,994</b>	<b>1,848,304</b>
C101	Processing and preserving of meat	233,850	14,064	-	1,784
C102	Processing and preserving of fish, crustaceans and mollusks	19,576	213	-	-
C103	Processing and preserving of fruits and vegetables	167	-	-	-
C104	Manufacture of vegetable and animal oils and fats	56,538	679	-	-
C105	Manufacture of dairy products	1,580,087	21,854	-	968,871
C106	Manufacture of grain mill products, starches and starch products	18,289	-	-	1,561
C107	Manufacture of other food products	1,192,736	16,840	25,321	-
C108	Manufacture of prepared animal feeds	105,768	180	-	3,329
C110	Manufacture of beverages	816,061	-	-	-
C120	Manufacture of tobacco products	60,005	154	9,194	235
C131	Spinning, weaving and finishing of textiles	184	471	-	-
C139	Manufacture of other textiles	-	1,709	-	-
C141	Manufacture of wearing apparel, except fur apparel	27,783	-	-	-

*Continued*

TABLE 11 - *Continued*

2009 PSIC Code	Region/ Industry Description	Value of Inventories as of 31 December			
		Other Materials and Supplies	Fuels, Lubricants, Oils and Greases	Goods for Resale	Other Inventories
		(14)	(15)	(16)	(17)
C142	Custom tailoring and dressmaking	-	-	-	-
C143	Manufacture of knitted and crocheted apparel	54,564	-	-	-
C151	Tanning and dressing of leather; manufacture of luggage and handbags	1,351	-	-	-
C152	Manufacture of footwear	-	-	-	-
C161	Sawmilling and planing of wood	213,109	-	-	-
C162	Manufacture of products of wood, cork, straw and plaiting materials				
C170	Manufacture of paper and paper products				
C181	Printing and service activities related to printing	34,069	-	-	-
C182	Reproduction of recorded media	s	s	s	s
C192	Manufacture of refined petroleum products	-	-	-	-
C199	Manufacture of other fuel products				
C201	Manufacture of basic chemicals	93,333	3,248	1,394,517	6,614
C202	Manufacture of other chemical products, n.e.c.	26,743	-	19,921	-
C210	Manufacture of pharmaceuticals, medicinal chemical and botanical products	-	-	-	-
C221	Manufacture of rubber products	10,219	-	-	-
C222	Manufacture of plastic products	292,240	-	500,954	-
C231	Manufacture of glass and glass products	66,932	195	29,873	-
C239	Manufacture of non-metallic mineral products, n.e.c.	646,483	15,442	4,283	836
C241	Manufacture of basic iron and steel	22,541	-	-	-
C242	Manufacture of basic precious and other non-ferrous metals	4,706	-	-	-
C243	Casting of metals	220,318	797	-	9,342
C251	Manufacture of structural metal products, tanks, reservoirs and steam generators	184,599	24,445	29,070	-
C259	Manufacture of other fabricated metal products; metal working service activities	356,725	1,966	18,489	2,614
C261	Manufacture of electronic components	1,863,564	412	11,658	6,983
C262	Manufacture of computers and peripheral equipment and accessories	470,842	-	-	-
C263	Manufacture of communication equipment	340	-	-	-
C264	Manufacture of consumer electronics	151	-	-	-
C265	Manufacture of measuring, testing, navigating and control equipment; watches and clocks	31,241	-	-	-
C267	Manufacture of optical instruments and photographic equipment	82,812	2,434	3,287	-
C271	Manufacture of electric motors, generators, transformers and electricity distribution and control apparatus	134,107	-	-	-
C272	Manufacture of batteries and accumulators	1,390	-	-	-
C273	Manufacture of wiring and wiring devices	27,029	-	27,113	-
C274	Manufacture of electric lighting equipment	118,229	-	-	-

*Continued*

TABLE 11 - *Continued*

2009 PSIC Code	Region/ Industry Description	Value of Inventories as of 31 December			
		Other Materials and Supplies	Fuels, Lubricants, Oils and Greases	Goods for Resale	Other Inventories
		(14)	(15)	(16)	(17)
C275	Manufacture of domestic appliances	4,583	-	-	6,069
C279	Manufacture of other electrical equipment	64,730	-	107	-
C281	Manufacture of general purpose machinery	171,496	1,054	2,753,403	-
C282	Manufacture of special purpose machinery	30,423	6,387	139,867	-
C291	Manufacture of motor vehicles	687,999	1,821	-	255,133
C292	Manufacture of bodies (coachwork) for motor vehicles; manufacture of trailers and semi-trailers	-	-	-	-
C293	Manufacture of parts and accessories for motor vehicles	2,516,170	35,768	287,851	29,972
C301	Building of ships and boats	-	-	-	-
C303	Manufacture of air and spacecraft and related machinery	5,092,864	-	2,515,897	404,956
C309	Manufacture of transport equipment, n.e.c.				
C310	Manufacture of furniture	9,480	-	-	-
C321	Manufacture of jewelry, bijouterie and related articles	-	-	-	-
C323	Manufacture of sports goods	5,548	-	-	-
C324	Manufacture of games and toys	-	-	-	-
C325	Manufacture of medical and dental instruments and supplies	226,747	-	1,190	150,006
C329	Other manufacturing, n.e.c.	-	-	-	-
C331	Repair of fabricated metal products, machinery and equipment	-	-	-	-
	<b>MIMAROPA</b>	<b>34,834</b>	<b>1,145</b>	<b>557,249</b>	<b>-</b>
C101	Processing and preserving of meat	s	s	s	s
C103	Processing and preserving of fruits and vegetables	s	s	s	s
C104	Manufacture of vegetable and animal oils and fats	10,281	100	-	-
C105	Manufacture of dairy products	s	s	s	s
C106	Manufacture of grain mill products, starches and starch products	-	-	-	-
C107	Manufacture of other food products	20,823	-	-	-
C110	Manufacture of beverages	1,311	-	-	-
C131	Spinning, weaving and finishing of textiles	s	s	s	s
C142	Custom tailoring and dressmaking	-	28	-	-
C151	Tanning and dressing of leather; manufacture of luggage and handbags	s	s	s	s
C162	Manufacture of products of wood, cork, straw and plaiting materials	s	s	s	s
C181	Printing and service activities related to printing	6	-	-	-
C192	Manufacture of refined petroleum products	s	s	s	s
C201	Manufacture of basic chemicals	-	40	-	-
C202	Manufacture of other chemical products, n.e.c.				
C210	Manufacture of pharmaceuticals, medicinal chemical and botanical products	s	s	s	s

*Continued*

TABLE 11 - *Continued*

2009 PSIC Code	Region/ Industry Description	Value of Inventories as of 31 December			
		Other Materials and Supplies	Fuels, Lubricants, Oils and Greases	Goods for Resale	Other Inventories
		(14)	(15)	(16)	(17)
C222	Manufacture of plastic products	s	s	s	s
C239	Manufacture of non-metallic mineral products, n.e.c.	112	226	-	-
C242	Manufacture of basic precious and other non-ferrous metals	s	s	s	s
C259	Manufacture of other fabricated metal products; metal working service activities	493	695	-	-
C282	Manufacture of special purpose machinery	s	s	s	s
C310	Manufacture of furniture	6	16	85	-
C331	Repair of fabricated metal products, machinery and equipment	1,278	-	1,557	-
	<b>V - Bicol Region</b>	<b>1,852,903</b>	<b>22,019</b>	<b>204,755</b>	<b>281</b>
C101	Processing and preserving of meat	617	193	-	-
C102	Processing and preserving of fish, crustaceans and mollusks	-	-	-	-
C103	Processing and preserving of fruits and vegetables	5,461	1,218	7,557	-
C104	Manufacture of vegetable and animal oils and fats	130,688	-	12,000	-
C105	Manufacture of dairy products	1	-	-	-
C106	Manufacture of grain mill products, starches and starch products	-	-	84,330	281
C107	Manufacture of other food products	-	-	53,519	-
C108	Manufacture of prepared animal feeds	-	-	-	-
C110	Manufacture of beverages	32,292	2,873	-	-
C120	Manufacture of tobacco products	s	s	s	s
C131	Spinning, weaving and finishing of textiles	24	-	1	-
C139	Manufacture of other textiles	-	-	2,826	-
C141	Manufacture of wearing apparel, except fur apparel	3,728	5	17,093	-
C142	Custom tailoring and dressmaking				
C152	Manufacture of footwear	s	s	s	s
C162	Manufacture of products of wood, cork, straw and plaiting materials	350	700	14,461	-
C170	Manufacture of paper and paper products	s	s	s	s
C181	Printing and service activities related to printing	75,582	5,834	-	-
C192	Manufacture of refined petroleum products	s	s	s	s
C201	Manufacture of basic chemicals	-	-	-	-
C210	Manufacture of pharmaceuticals, medicinal chemical and botanical products	s	s	s	s
C231	Manufacture of glass and glass products	567,946	11,181	12,075	-
C239	Manufacture of non-metallic mineral products, n.e.c.				
C241	Manufacture of basic iron and steel	1,035,359	-	894	-
C242	Manufacture of basic precious and other non-ferrous metals				

*Continued*

TABLE 11 - *Continued*

2009 PSIC Code	Region/ Industry Description	Value of Inventories as of 31 December			
		Other Materials and Supplies	Fuels, Lubricants, Oils and Greases	Goods for Resale	Other Inventories
		(14)	(15)	(16)	(17)
C251	Manufacture of structural metal products, tanks, reservoirs and steam generators	819	-	-	-
C259	Manufacture of other fabricated metal products; metal working service activities	-	-	-	-
C282	Manufacture of special purpose machinery	-	-	-	-
C293	Manufacture of parts and accessories for motor vehicles	s	s	s	s
C310	Manufacture of furniture	36	15	-	-
C329	Other manufacturing, n.e.c.	-	-	-	-
C331	Repair of fabricated metal products, machinery and equipment	-	-	-	-
	<b>VI - Western Visayas</b>	<b>1,503,626</b>	<b>38,882</b>	<b>90,625</b>	<b>7,749</b>
C101	Processing and preserving of meat	2,874	2,291	-	-
C102	Processing and preserving of fish, crustaceans and mollusks	19,234	-	-	-
C103	Processing and preserving of fruits and vegetables	-	-	734	-
C104	Manufacture of vegetable and animal oils and fats	1,373	3	-	-
C105	Manufacture of dairy products	518	-	-	-
C106	Manufacture of grain mill products, starches and starch products	61,432	-	-	-
C107	Manufacture of other food products	1,151,370	12,357	365	-
C108	Manufacture of prepared animal feeds	7,164	2,983	77,759	710
C110	Manufacture of beverages	142,410	18,661	-	7,040
C131	Spinning, weaving and finishing of textiles	2	-	-	-
C139	Manufacture of other textiles	-	-	5,124	-
C141	Manufacture of wearing apparel, except fur apparel	-	-	-	-
C142	Custom tailoring and dressmaking	2	2	-	-
C161	Sawmilling and planing of wood	186	-	-	-
C162	Manufacture of products of wood, cork, straw and plaiting materials				
C170	Manufacture of paper and paper products	s	s	s	s
C181	Printing and service activities related to printing	-	-	-	-
C199	Manufacture of other fuel products	s	s	s	s
C201	Manufacture of basic chemicals	109,370	394	-	-
C202	Manufacture of other chemical products, n.e.c.	-	-	-	-
C210	Manufacture of pharmaceuticals, medicinal chemical and botanical products	-	-	-	-
C222	Manufacture of plastic products	-	-	-	-
C231	Manufacture of glass and glass products	4,496	2,104	-	-
C239	Manufacture of non-metallic mineral products, n.e.c.				
C241	Manufacture of basic iron and steel	-	-	-	-
C243	Casting of metals	-	-	-	-

*Continued*

TABLE 11 - *Continued*

2009 PSIC Code	Region/ Industry Description	Value of Inventories as of 31 December			
		Other Materials and Supplies	Fuels, Lubricants, Oils and Greases	Goods for Resale	Other Inventories
		(14)	(15)	(16)	(17)
C251	Manufacture of structural metal products, tanks, reservoirs and steam generators	-	-	-	-
C259	Manufacture of other fabricated metal products; metal working service activities	3,141	-	-	-
C273	Manufacture of wiring and wiring devices	s	s	s	s
C275	Manufacture of domestic appliances	s	s	s	s
C282	Manufacture of special purpose machinery	-	-	-	-
C310	Manufacture of furniture	-	-	6,643	-
C329	Other manufacturing, n.e.c.	53	87	-	-
C331	Repair of fabricated metal products, machinery and equipment	-	-	-	-
	<b>VII - Central Visayas</b>	<b>3,776,154</b>	<b>203,915</b>	<b>818,498</b>	<b>55,164</b>
C101	Processing and preserving of meat	19,150	6,175	1,843	-
C102	Processing and preserving of fish, crustaceans and mollusks	12,063	1,656	28,658	-
C103	Processing and preserving of fruits and vegetables	-	-	249,487	-
C104	Manufacture of vegetable and animal oils and fats	137,091	9,205	-	-
C105	Manufacture of dairy products	-	-	1	-
C106	Manufacture of grain mill products, starches and starch products	281	23,962	-	-
C107	Manufacture of other food products	129,178	33,045	136,025	-
C108	Manufacture of prepared animal feeds	182,474	10,091	-	-
C110	Manufacture of beverages	112,665	10,431	-	11,473
C131	Spinning, weaving and finishing of textiles	12	1	2	-
C139	Manufacture of other textiles	258	-	-	-
C141	Manufacture of wearing apparel, except fur apparel	28,379	506	-	-
C142	Custom tailoring and dressmaking	-	-	-	-
C151	Tanning and dressing of leather; manufacture of luggage and handbags	s	s	s	s
C152	Manufacture of footwear	6,119	-	-	-
C161	Sawmilling and planing of wood	12,991	-	382,803	-
C162	Manufacture of products of wood, cork, straw and plaiting materials				
C170	Manufacture of paper and paper products	-	2,543	-	-
C181	Printing and service activities related to printing	-	22,984	-	-
C199	Manufacture of other fuel products	s	s	s	s
C201	Manufacture of basic chemicals	388,462	10,073	-	-
C202	Manufacture of other chemical products, n.e.c.	5,912	7,026	-	-
C203	Manufacture of man-made fibers				
C210	Manufacture of pharmaceuticals, medicinal chemical and botanical products	-	-	-	-

*Continued*

TABLE 11 - *Continued*

2009 PSIC Code	Region/ Industry Description	Value of Inventories as of 31 December			
		Other Materials and Supplies	Fuels, Lubricants, Oils and Greases	Goods for Resale	Other Inventories
		(14)	(15)	(16)	(17)
C221	Manufacture of rubber products	12,019	56	-	-
C222	Manufacture of plastic products	4,148	-	13,987	-
C231	Manufacture of glass and glass products	33,139	-	-	-
C239	Manufacture of non-metallic mineral products, n.e.c.	858,536	2,116	-	-
C241	Manufacture of basic iron and steel	617,063	29,459	4,720	-
C242	Manufacture of basic precious and other non-ferrous metals				
C243	Casting of metals				
C251	Manufacture of structural metal products, tanks, reservoirs and steam generators	-	-	-	-
C252	Manufacture of weapons and ammunition	s	s	s	s
C259	Manufacture of other fabricated metal products; metal working service activities	48,214	665	-	1,189
C261	Manufacture of electronic components	417,048	-	-	-
C262	Manufacture of computers and peripheral equipment and accessories	1,052	-	-	-
C263	Manufacture of communication equipment				
C265	Manufacture of measuring, testing, navigating and control equipment; watches and clocks	26,505	-	-	-
C267	Manufacture of optical instruments and photographic equipment	93,489	3,436	-	-
C271	Manufacture of electric motors, generators, transformers and electricity distribution and control apparatus	463	-	-	-
C273	Manufacture of wiring and wiring devices	s	s	s	s
C274	Manufacture of electric lighting equipment	-	-	-	-
C275	Manufacture of domestic appliances	-	-	-	-
C281	Manufacture of general purpose machinery	-	-	-	-
C282	Manufacture of special purpose machinery	-	-	-	-
C291	Manufacture of motor vehicles	563	913	-	-
C292	Manufacture of bodies (coachwork) for motor vehicles; manufacture of trailers and semi-trailers	39,173	26,957	200	-
C293	Manufacture of parts and accessories for motor vehicles				
C301	Building of ships and boats	-	-	-	-
C309	Manufacture of transport equipment, n.e.c.	s	s	s	s
C310	Manufacture of furniture	87,166	-	-	25,424
C321	Manufacture of jewelry, bijouterie and related articles	38,418	-	-	-
C322	Manufacture of musical instruments	s	s	s	s
C323	Manufacture of sports goods	s	s	s	s
C324	Manufacture of games and toys	544	-	-	-
C325	Manufacture of medical and dental instruments and supplies	346,178	-	-	-
C329	Other manufacturing, n.e.c.	-	-	-	-

*Continued*

TABLE 11 - *Continued*

2009 PSIC Code	Region/ Industry Description	Value of Inventories as of 31 December			
		Other Materials and Supplies	Fuels, Lubricants, Oils and Greases	Goods for Resale	Other Inventories
		(14)	(15)	(16)	(17)
C331	Repair of fabricated metal products, machinery and equipment	-	-	-	-
	<b>VIII - Eastern Visayas</b>	<b>2,143,392</b>	<b>16,567</b>	<b>1,676,559</b>	<b>6,155</b>
C101	Processing and preserving of meat	s	s	s	s
C102	Processing and preserving of fish, crustaceans and mollusks	2,698	347	-	-
C103	Processing and preserving of fruits and vegetables	s	s	s	s
C104	Manufacture of vegetable and animal oils and fats	-	-	-	-
C106	Manufacture of grain mill products, starches and starch products	870	-	1,245,851	-
C107	Manufacture of other food products	195	2,957	5,539	-
C110	Manufacture of beverages	3,089	10,857	224,732	3,925
C139	Manufacture of other textiles	s	s	s	s
C142	Custom tailoring and dressmaking	-	-	-	-
C162	Manufacture of products of wood, cork, straw and plaiting materials	s	s	s	s
C170	Manufacture of paper and paper products	-	-	-	-
C181	Printing and service activities related to printing	15,657	116	13,319	-
C192	Manufacture of refined petroleum products	s	s	s	s
C201	Manufacture of basic chemicals	5,754	-	8,200	2,230
C202	Manufacture of other chemical products, n.e.c.				
C210	Manufacture of pharmaceuticals, medicinal chemical and botanical products	s	s	s	s
C221	Manufacture of rubber products	s	s	s	s
C222	Manufacture of plastic products	s	s	s	s
C231	Manufacture of glass and glass products	67	303	12,127	-
C239	Manufacture of non-metallic mineral products, n.e.c.	44,404	1,477	18,000	-
C242	Manufacture of basic precious and other non-ferrous metals	s	s	s	s
C243	Casting of metals	s	s	s	s
C251	Manufacture of structural metal products, tanks, reservoirs and steam generators	s	s	s	s
C259	Manufacture of other fabricated metal products; metal working service activities	5	-	65,269	-
C273	Manufacture of wiring and wiring devices	s	s	s	s
C282	Manufacture of special purpose machinery	s	s	s	s
C310	Manufacture of furniture	1	6	-	-
C329	Other manufacturing, n.e.c.	15	-	458	-
C331	Repair of fabricated metal products, machinery and equipment	-	400	-	-

*Continued*



TABLE 11 - *Continued*

2009 PSIC Code	Region/ Industry Description	Value of Inventories as of 31 December			
		Other Materials and Supplies	Fuels, Lubricants, Oils and Greases	Goods for Resale	Other Inventories
		(14)	(15)	(16)	(17)
	<b>IX - Zamboanga Peninsula</b>	<b>47,065</b>	<b>16,127</b>	<b>778,905</b>	<b>-</b>
C101	Processing and preserving of meat	45	2,273	425	-
C102	Processing and preserving of fish, crustaceans and mollusks	6	-	80,912	-
C103	Processing and preserving of fruits and vegetables	s	s	s	s
C104	Manufacture of vegetable and animal oils and fats	-	-	-	-
C105	Manufacture of dairy products	s	s	s	s
C106	Manufacture of grain mill products, starches and starch products	1,567	98	40,570	-
C107	Manufacture of other food products	38	-	530	-
C108	Manufacture of prepared animal feeds	s	s	s	s
C110	Manufacture of beverages	-	8,125	-	-
C142	Custom tailoring and dressmaking	-	2	-	-
C161	Sawmilling and planing of wood				
C162	Manufacture of products of wood, cork, straw and plaiting materials	31,267	1,190	631,185	-
C181	Printing and service activities related to printing	625	-	375	-
C202	Manufacture of other chemical products, n.e.c.	s	s	s	s
C221	Manufacture of rubber products	4,025	2,578	-	-
C222	Manufacture of plastic products	-	-	4,113	-
C231	Manufacture of glass and glass products				
C239	Manufacture of non-metallic mineral products, n.e.c.	2	249	2,715	-
C241	Manufacture of basic iron and steel	s	s	s	s
C251	Manufacture of structural metal products, tanks, reservoirs and steam generators	s	s	s	s
C259	Manufacture of other fabricated metal products; metal working service activities	-	-	-	-
C301	Building of ships and boats	s	s	s	s
C310	Manufacture of furniture	6,574	228	2,613	-
C324	Manufacture of games and toys				
C329	Other manufacturing, n.e.c.	1	5	-	-
C331	Repair of fabricated metal products, machinery and equipment	2,883	1,380	15,400	-
	<b>X - Northern Mindanao</b>	<b>1,844,595</b>	<b>60,710</b>	<b>171,566</b>	<b>72,508</b>
C101	Processing and preserving of meat	1,366	-	132	-
C102	Processing and preserving of fish, crustaceans and mollusks	s	s	s	s
C103	Processing and preserving of fruits and vegetables	1,102	784	30,184	-
C104	Manufacture of vegetable and animal oils and fats	313,656	21,396	-	-
C105	Manufacture of dairy products	178,965	-	9	-

*Continued*

TABLE 11 - *Continued*

2009 PSIC Code	Region/ Industry Description	Value of Inventories as of 31 December			
		Other Materials and Supplies	Fuels, Lubricants, Oils and Greases	Goods for Resale	Other Inventories
		(14)	(15)	(16)	(17)
C106	Manufacture of grain mill products, starches and starch products	125,314	5,428	120,273	-
C107	Manufacture of other food products	324,736	1,432	123	-
C108	Manufacture of prepared animal feeds	-	42	-	-
C110	Manufacture of beverages	774,791	16,118	-	65,376
C139	Manufacture of other textiles	s	s	s	s
C141	Manufacture of wearing apparel, except fur apparel	-	-	920	-
C142	Custom tailoring and dressmaking	50	13	13,153	-
C152	Manufacture of footwear	s	s	s	s
C161	Sawmilling and planing of wood	3,200	-	-	-
C162	Manufacture of products of wood, cork, straw and plaiting materials	-	-	1,801	-
C170	Manufacture of paper and paper products	126	-	-	-
C181	Printing and service activities related to printing	-	-	-	-
C192	Manufacture of refined petroleum products	s	s	s	s
C201	Manufacture of basic chemicals	69,663	311	-	-
C202	Manufacture of other chemical products, n.e.c.	31,958	483	1,784	7,132
C210	Manufacture of pharmaceuticals, medicinal chemical and botanical products	s	s	s	s
C221	Manufacture of rubber products	s	s	s	s
C222	Manufacture of plastic products	4,099	-	-	-
C231	Manufacture of glass and glass products	-	-	-	-
C239	Manufacture of non-metallic mineral products, n.e.c.	-	-	-	-
C241	Manufacture of basic iron and steel	14,031	12,876	-	-
C243	Casting of metals	s	s	s	s
C251	Manufacture of structural metal products, tanks, reservoirs and steam generators	-	-	-	-
C252	Manufacture of weapons and ammunition	s	s	s	s
C259	Manufacture of other fabricated metal products; metal working service activities	-	1,600	-	-
C282	Manufacture of special purpose machinery	-	-	-	-
C291	Manufacture of motor vehicles	-	-	-	-
C292	Manufacture of bodies (coachwork) for motor vehicles; manufacture of trailers and semi-trailers	s	s	s	s
C310	Manufacture of furniture	1,097	133	1,833	-
C321	Manufacture of jewelry, bijouterie and related articles	-	-	-	-
C324	Manufacture of games and toys	-	-	-	-
C325	Manufacture of medical and dental instruments and supplies	-	-	-	-
C329	Other manufacturing, n.e.c.	-	-	-	-
C331	Repair of fabricated metal products, machinery and equipment	87	84	1,255	-

*Continued*

TABLE 11 - *Continued*

2009 PSIC Code	Region/ Industry Description	Value of Inventories as of 31 December			
		Other Materials and Supplies	Fuels, Lubricants, Oils and Greases	Goods for Resale	Other Inventories
		(14)	(15)	(16)	(17)
	<b>XI - Davao Region</b>	<b>675,167</b>	<b>31,773</b>	<b>243,506</b>	<b>5,142</b>
C101	Processing and preserving of meat	775	17,375	-	-
C102	Processing and preserving of fish, crustaceans and mollusks	-	-	-	-
C103	Processing and preserving of fruits and vegetables	3,275	-	-	-
C104	Manufacture of vegetable and animal oils and fats	109,813	-	-	-
C105	Manufacture of dairy products	-	-	36	-
C106	Manufacture of grain mill products, starches and starch products	3,310	-	-	-
C107	Manufacture of other food products	67,541	2,141	34,849	-
C108	Manufacture of prepared animal feeds	310	-	3,302	-
C110	Manufacture of beverages	25,717	1,430	-	5,142
C120	Manufacture of tobacco products	s	s	s	s
C131	Spinning, weaving and finishing of textiles	70	18	-	-
C139	Manufacture of other textiles	38	-	-	-
C141	Manufacture of wearing apparel, except fur apparel	-	-	-	-
C142	Custom tailoring and dressmaking	1,542	-	4,340	-
C152	Manufacture of footwear	7	17	636	-
C161	Sawmilling and planing of wood				
C162	Manufacture of products of wood, cork, straw and plaiting materials	7,923	29	8,258	-
C170	Manufacture of paper and paper products	1,984	-	-	-
C181	Printing and service activities related to printing	-	-	-	-
C192	Manufacture of refined petroleum products	s	s	s	s
C201	Manufacture of basic chemicals	2,845	-	-	-
C202	Manufacture of other chemical products, n.e.c.	140,612	4,341	-	-
C210	Manufacture of pharmaceuticals, medicinal chemical and botanical products	10	6	-	-
C221	Manufacture of rubber products	-	-	-	-
C222	Manufacture of plastic products	1,919	3,587	125,934	-
C231	Manufacture of glass and glass products	-	-	-	-
C239	Manufacture of non-metallic mineral products, n.e.c.	294,774	-	-	-
C241	Manufacture of basic iron and steel	8,304	-	-	-
C242	Manufacture of basic precious and other non-ferrous metals	60	8	-	-
C243	Casting of metals	s	s	s	s
C251	Manufacture of structural metal products, tanks, reservoirs and steam generators	2,704	-	40,750	-
C252	Manufacture of weapons and ammunition	s	s	s	s
C259	Manufacture of other fabricated metal products; metal working service activities	-	-	-	-

*Continued*

TABLE 11 - *Continued*

2009 PSIC Code	Region/ Industry Description	Value of Inventories as of 31 December			
		Other Materials and Supplies	Fuels, Lubricants, Oils and Greases	Goods for Resale	Other Inventories
		(14)	(15)	(16)	(17)
C265	Manufacture of measuring, testing, navigating and control equipment; watches and clocks	s	s	s	s
C275	Manufacture of domestic appliances	s	s	s	s
C279	Manufacture of other electrical equipment	s	s	s	s
C281	Manufacture of general purpose machinery	-	-	3,802	-
C282	Manufacture of special purpose machinery	-	-	-	-
C291	Manufacture of motor vehicles	s	s	s	s
C293	Manufacture of parts and accessories for motor vehicles	s	s	s	s
C301	Building of ships and boats	}	-	-	-
C309	Manufacture of transport equipment, n.e.c.	}	-	-	-
C310	Manufacture of furniture	208	1,225	12,173	-
C321	Manufacture of jewelry, bijouterie and related articles	s	s	s	s
C329	Other manufacturing, n.e.c.	-	96	9,427	-
C331	Repair of fabricated metal products, machinery and equipment	110	1,500	-	-
	<b>XII - SOCCSKSARGEN</b>	<b>1,092,309</b>	<b>43,274</b>	<b>315,248</b>	<b>47,492</b>
C101	Processing and preserving of meat	5,870	10,495	-	-
C102	Processing and preserving of fish, crustaceans and mollusks	658,064	3,938	-	47,477
C103	Processing and preserving of fruits and vegetables	-	-	-	-
C104	Manufacture of vegetable and animal oils and fats	318,806	2,510	-	-
C105	Manufacture of dairy products	s	s	s	s
C106	Manufacture of grain mill products, starches and starch products	15	-	252,498	-
C107	Manufacture of other food products	1,338	6,783	28,341	-
C108	Manufacture of prepared animal feeds	17,230	2,605	-	-
C110	Manufacture of beverages	358	711	-	-
C131	Spinning, weaving and finishing of textiles	}	2	873	-
C139	Manufacture of other textiles	}	-	-	-
C141	Manufacture of wearing apparel, except fur apparel	17	-	-	-
C142	Custom tailoring and dressmaking	8	5	-	-
C152	Manufacture of footwear	s	s	s	s
C161	Sawmilling and planing of wood	3	3	800	15
C162	Manufacture of products of wood, cork, straw and plaiting materials	77	375	-	-
C170	Manufacture of paper and paper products	s	s	s	s
C181	Printing and service activities related to printing	5,779	-	-	-
C192	Manufacture of refined petroleum products	s	s	s	s
C201	Manufacture of basic chemicals	-	-	-	-
C202	Manufacture of other chemical products, n.e.c.	-	-	-	-

*Continued*

TABLE 11 - *Continued*

2009 PSIC Code	Region/ Industry Description	Value of Inventories as of 31 December			
		Other Materials and Supplies	Fuels, Lubricants, Oils and Greases	Goods for Resale	Other Inventories
		(14)	(15)	(16)	(17)
C210	Manufacture of pharmaceuticals, medicinal chemical and botanical products	s	s	s	s
C221	Manufacture of rubber products	15	340	5,961	-
C222	Manufacture of plastic products	s	s	s	s
C231	Manufacture of glass and glass products	7	5,129	-	-
C239	Manufacture of non-metallic mineral products, n.e.c.				
C241	Manufacture of basic iron and steel	1	43	-	-
C243	Casting of metals	s	s	s	s
C251	Manufacture of structural metal products, tanks, reservoirs and steam generators	1	1	167	-
C259	Manufacture of other fabricated metal products; metal working service activities	84,385	2,539	1,333	-
C282	Manufacture of special purpose machinery	4	3	32	-
C301	Building of ships and boats	-	-	-	-
C309	Manufacture of transport equipment, n.e.c.				
C310	Manufacture of furniture	-	-	400	-
C323	Manufacture of sports goods	s	s	s	s
C331	Repair of fabricated metal products, machinery and equipment	252	2,898	22,263	-
	<b>XIII - Caraga</b>	<b>3,897,182</b>	<b>47,599</b>	<b>1,185,225</b>	<b>283,150</b>
C101	Processing and preserving of meat	-	-	-	-
C102	Processing and preserving of fish, crustaceans and mollusks	s	s	s	s
C103	Processing and preserving of fruits and vegetables	s	s	s	s
C104	Manufacture of vegetable and animal oils and fats	25,874	-	-	-
C106	Manufacture of grain mill products, starches and starch products	623	144	-	-
C107	Manufacture of other food products	7,092	-	-	-
C108	Manufacture of prepared animal feeds	s	s	s	s
C110	Manufacture of beverages	-	1,050	551	-
C139	Manufacture of other textiles	s	s	s	s
C142	Custom tailoring and dressmaking	-	21	35	-
C152	Manufacture of footwear	s	s	s	s
C161	Sawmilling and planing of wood	33	5	7,526	-
C162	Manufacture of products of wood, cork, straw and plaiting materials	1,354	-	1,184	-
C181	Printing and service activities related to printing	-	950	131,446	-
C199	Manufacture of other fuel products	s	s	s	s
C201	Manufacture of basic chemicals	11,967	815	-	-
C202	Manufacture of other chemical products, n.e.c.				
C221	Manufacture of rubber products	s	s	s	s

*Continued*

TABLE 11 - *Concluded*

2009 PSIC Code	Region/ Industry Description	Value of Inventories as of 31 December			
		Other Materials and Supplies	Fuels, Lubricants, Oils and Greases	Goods for Resale	Other Inventories
		(14)	(15)	(16)	(17)
C231	Manufacture of glass and glass products }				
C239	Manufacture of non-metallic mineral products, n.e.c. }	301,573	44,582	320	-
C241	Manufacture of basic iron and steel }				
C242	Manufacture of basic precious and other non-ferrous metals }	3,503,947	-	1,043,250	283,150
C251	Manufacture of structural metal products, tanks, reservoirs and steam generators }				
C259	Manufacture of other fabricated metal products; metal working service activities }	-	-	-	-
C282	Manufacture of special purpose machinery	s	s	s	s
C301	Building of ships and boats	s	s	s	s
C309	Manufacture of transport equipment, n.e.c.	s	s	s	s
C310	Manufacture of furniture	6	8	600	-
C321	Manufacture of jewelry, bijouterie and related articles	-	-	180	-
C324	Manufacture of games and toys }				
C329	Other manufacturing, n.e.c. }	-	-	-	-
C331	Repair of fabricated metal products, machinery and equipment	-	-	-	-
	<b>Autonomous Region in Muslim Mindanao</b>	<b>62,434</b>	<b>22,229</b>	<b>9,932</b>	<b>-</b>
C101	Processing and preserving of meat	s	s	s	s
C104	Manufacture of vegetable and animal oils and fats	s	s	s	s
C106	Manufacture of grain mill products, starches and starch products	41,085	22,070	365	-
C107	Manufacture of other food products	-	-	2,947	-
C108	Manufacture of prepared animal feeds	s	s	s	s
C110	Manufacture of beverages	-	63	-	-
C142	Custom tailoring and dressmaking	s	s	s	s
C221	Manufacture of rubber products	s	s	s	s
C239	Manufacture of non-metallic mineral products, n.e.c.	s	s	s	s
C301	Building of ships and boats	s	s	s	s
C310	Manufacture of furniture	s	s	s	s

- zero value

} Combined data

s Suppressed data

Notes: Values are in thousand pesos, except number of establishments.

Details may not add-up to total due to rounding and/or statistical disclosure control.

Source: Philippine Statistics Authority, 2019 Annual Survey of Philippine Business and Industry (Final Results)

Table 12. Number of Reporting Establishments and Nationality with Highest Capital Participation Rate as of 31 December for Manufacturing Establishments by Region and Industry Group: Philippines, 2019

2009 PSIC Code	Region/ Industry Description	Number of Responding Establishments	Nationality with Highest Capital Participation Rate					
			Filipino	American	Australian	British	Chinese	Dutch
		(1)	(2)	(3)	(4)	(5)	(6)	(7)
	Philippines	3,118	2,516	47	8	15	35	14
C101	Processing and preserving of meat	114	111	1	-	-	-	-
C102	Processing and preserving of fish, crustaceans and mollusks	76	72	-	-	-	2	-
C103	Processing and preserving of fruits and vegetables	64	61	-	-	-	1	-
C104	Manufacture of vegetable and animal oils and fats	69	61	2	-	-	1	-
C105	Manufacture of dairy products	50	46	-	-	1	-	-
C106	Manufacture of grain mill products, starches and starch products	80	79	-	-	-	-	-
C107	Manufacture of other food products	206	202	2	-	-	-	-
C108	Manufacture of prepared animal feeds	67	64	-	-	-	-	-
C110	Manufacture of beverages	86	75	1	-	-	-	-
C120	Manufacture of tobacco products	17	14	-	-	-	-	-
C131	Spinning, weaving and finishing of textiles	44	39	-	-	1	1	-
C139	Manufacture of other textiles	55	41	-	-	2	2	1
C141	Manufacture of wearing apparel, except fur apparel	129	83	4	-	2	-	-
C142	Custom tailoring and dressmaking	49	49	-	-	-	-	-
C143	Manufacture of knitted and crocheted apparel	7	5	-	-	-	-	-
C151	Tanning and dressing of leather; manufacture of luggage and handbags	18	14	-	-	1	1	-
C152	Manufacture of footwear	41	34	-	-	1	1	1
C161	Sawmilling and planing of wood	26	26	-	-	-	-	-
C162	Manufacture of products of wood, cork, straw and plaiting materials	70	65	-	-	-	-	1
C170	Manufacture of paper and paper products	68	55	-	1	1	2	-
C181	Printing and service activities related to printing	73	71	-	-	-	-	-
C182	Reproduction of recorded media	5	4	-	-	-	1	-
C192	Manufacture of refined petroleum products	20	18	-	-	1	-	1
C199	Manufacture of other fuel products	7	6	1	-	-	-	-
C201	Manufacture of basic chemicals	63	54	-	-	-	2	-
C202	Manufacture of other chemical products, n.e.c.	76	68	1	-	-	2	-
C203	Manufacture of man-made fibers							
C210	Manufacture of pharmaceuticals, medicinal chemical and botanical products	40	35	1	-	-	1	1
C221	Manufacture of rubber products	51	39	-	-	-	2	-
C222	Manufacture of plastic products	144	117	2	-	-	1	-
C231	Manufacture of glass and glass products	44	36	1	-	-	-	-
C239	Manufacture of non-metallic mineral products, n.e.c.	102	92	1	-	-	-	1
C241	Manufacture of basic iron and steel	68	61	-	-	-	-	-
C242	Manufacture of basic precious and other non-ferrous metals	28	16	1	2	-	1	-

Continued

TABLE 12 - *Continued*

2009 PSIC Code	Region/ Industry Description	Number of Responding Establishments	Nationality with Highest Capital Participation Rate					
			Filipino	American	Australian	British	Chinese	Dutch
		(1)	(2)	(3)	(4)	(5)	(6)	(7)
C243	Casting of metals	29	22	-	-	-	-	-
C251	Manufacture of structural metal products, tanks, reservoirs and steam generators	63	54	2	-	-	-	-
C252	Manufacture of weapons and ammunition	8	8	-	-	-	-	-
C259	Manufacture of other fabricated metal products; metal working service activities	110	78	3	1	-	2	1
C261	Manufacture of electronic components	109	32	12	-	-	1	3
C262	Manufacture of computers and peripheral equipment and accessories	19	5	-	-	-	-	-
C263	Manufacture of communication equipment	10	1	-	1	1	-	-
C264	Manufacture of consumer electronics	12	7	-	-	-	-	-
C265	Manufacture of measuring, testing, navigating and control equipment; watches and clocks	15	8	1	-	-	-	-
C267	Manufacture of optical instruments and photographic equipment	18	5	-	-	-	-	-
C271	Manufacture of electric motors, generators, transformers and electricity distribution and control apparatus	30	16	-	-	1	3	-
C272	Manufacture of batteries and accumulators	10	7	-	-	-	-	-
C273	Manufacture of wiring and wiring devices	28	18	-	-	1	1	1
C274	Manufacture of electric lighting equipment	24	13	2	1	-	-	-
C275	Manufacture of domestic appliances	20	18	1	-	1	1	-
C279	Manufacture of other electrical equipment	18	13	-	1	-	2	-
C281	Manufacture of general purpose machinery	32	18	2	-	-	-	-
C282	Manufacture of special purpose machinery	59	42	-	-	-	1	-
C291	Manufacture of motor vehicles	23	16	-	-	-	-	-
C292	Manufacture of bodies (coachwork) for motor vehicles; manufacture of trailers and semi-trailers	14	14	-	-	-	-	-
C293	Manufacture of parts and accessories for motor vehicles	57	20	-	-	-	-	-
C301	Building of ships and boats	18	15	-	-	-	-	-
C303	Manufacture of air and spacecraft and related machinery	8	5	-	-	-	1	1
C309	Manufacture of transport equipment, n.e.c.	28	20	-	-	-	-	-
C310	Manufacture of furniture	86	76	2	-	-	1	1
C321	Manufacture of jewelry, bijouterie and related articles	23	19	-	-	-	-	-
C322	Manufacture of musical instruments	3	3	-	-	-	-	-
C323	Manufacture of sports goods	20	12	-	-	1	-	-
C324	Manufacture of games and toys	21	11	1	1	-	-	-
C325	Manufacture of medical and dental instruments and supplies	29	18	2	-	-	-	-
C329	Other manufacturing, n.e.c.	48	44	-	-	-	1	-
C331	Repair of fabricated metal products, machinery and equipment	64	60	1	-	-	-	-
C332	Installation of industrial machinery and equipment	5	5	-	-	-	-	-

*Continued*



TABLE 12 - *Continued*

2009 PSIC Code	Region/ Industry Description	Number of Responding Establishments	Nationality with Highest Capital Participation Rate					
			Filipino	American	Australian	British	Chinese	Dutch
		(1)	(2)	(3)	(4)	(5)	(6)	(7)
	<b>National Capital Region</b>	<b>461</b>	<b>440</b>	<b>4</b>	<b>-</b>	<b>1</b>	<b>2</b>	<b>-</b>
C101	Processing and preserving of meat	12	12	-	-	-	-	-
C102	Processing and preserving of fish, crustaceans and mollusks	7	7	-	-	-	-	-
C103	Processing and preserving of fruits and vegetables	7	7	-	-	-	-	-
C104	Manufacture of vegetable and animal oils and fats	5	5	-	-	-	-	-
C105	Manufacture of dairy products	9	8	-	-	-	-	-
C106	Manufacture of grain mill products, starches and starch products	7	7	-	-	-	-	-
C107	Manufacture of other food products	36	36	-	-	-	-	-
C108	Manufacture of prepared animal feeds	4	4	-	-	-	-	-
C110	Manufacture of beverages	7	7	-	-	-	-	-
C120	Manufacture of tobacco products	5	3	-	-	-	-	-
C131	Spinning, weaving and finishing of textiles	7	7	-	-	-	-	-
C139	Manufacture of other textiles	14	14	-	-	-	-	-
C141	Manufacture of wearing apparel, except fur apparel	15	15	-	-	-	-	-
C142	Custom tailoring and dressmaking	6	6	-	-	-	-	-
C143	Manufacture of knitted and crocheted apparel	4	4	-	-	-	-	-
C151	Tanning and dressing of leather; manufacture of luggage and handbags	5	5	-	-	-	-	-
C152	Manufacture of footwear	6	6	-	-	-	-	-
C161	Sawmilling and planing of wood	4	4	-	-	-	-	-
C162	Manufacture of products of wood, cork, straw and plaiting materials	4	4	-	-	-	-	-
C170	Manufacture of paper and paper products	11	10	-	-	-	1	-
C181	Printing and service activities related to printing	11	11	-	-	-	-	-
C182	Reproduction of recorded media	3	3	-	-	-	-	-
C192	Manufacture of refined petroleum products	6	4	1	-	1	-	-
C199	Manufacture of other fuel products							
C201	Manufacture of basic chemicals	7	7	-	-	-	-	-
C202	Manufacture of other chemical products, n.e.c.	15	15	-	-	-	-	-
C203	Manufacture of man-made fibers							
C210	Manufacture of pharmaceuticals, medicinal chemical and botanical products	4	4	-	-	-	-	-
C221	Manufacture of rubber products	7	7	-	-	-	-	-
C222	Manufacture of plastic products	39	39	-	-	-	-	-
C231	Manufacture of glass and glass products	4	3	-	-	-	-	-
C239	Manufacture of non-metallic mineral products, n.e.c.	17	16	-	-	-	-	-
C241	Manufacture of basic iron and steel	12	12	-	-	-	-	-
C242	Manufacture of basic precious and other non-ferrous metals	5	4	-	-	-	-	-
C243	Casting of metals	4	4	-	-	-	-	-

*Continued*

TABLE 12 - *Continued*

2009 PSIC Code	Region/ Industry Description	Number of Responding Establishments	Nationality with Highest Capital Participation Rate					
			Filipino	American	Australian	British	Chinese	Dutch
		(1)	(2)	(3)	(4)	(5)	(6)	(7)
C251	Manufacture of structural metal products, tanks, reservoirs and steam generators	15	14	1	-	-	-	-
C252	Manufacture of weapons and ammunition	4	4	-	-	-	-	-
C259	Manufacture of other fabricated metal products; metal working service activities	13	13	-	-	-	-	-
C261	Manufacture of electronic components	8	5	2	-	-	-	-
C262	Manufacture of computers and peripheral equipment and accessories	9	9	-	-	-	-	-
C263	Manufacture of communication equipment							
C264	Manufacture of consumer electronics							
C265	Manufacture of measuring, testing, navigating and control equipment; watches and clocks							
C267	Manufacture of optical instruments and photographic equipment							
C271	Manufacture of electric motors, generators, transformers and electricity distribution and control apparatus	7	7	-	-	-	-	-
C272	Manufacture of batteries and accumulators	3	3	-	-	-	-	-
C273	Manufacture of wiring and wiring devices	4	4	-	-	-	-	-
C274	Manufacture of electric lighting equipment	4	4	-	-	-	-	-
C275	Manufacture of domestic appliances	4	4	-	-	-	-	-
C279	Manufacture of other electrical equipment	s	s	s	s	s	s	s
C281	Manufacture of general purpose machinery	4	4	-	-	-	-	-
C282	Manufacture of special purpose machinery	9	8	-	-	-	-	-
C291	Manufacture of motor vehicles	5	5	-	-	-	-	-
C292	Manufacture of bodies (coachwork) for motor vehicles; manufacture of trailers and semi-trailers	4	4	-	-	-	-	-
C293	Manufacture of parts and accessories for motor vehicles	4	3	-	-	-	-	-
C301	Building of ships and boats	10	9	-	-	-	-	-
C303	Manufacture of air and spacecraft and related machinery							
C309	Manufacture of transport equipment, n.e.c.							
C310	Manufacture of furniture	7	7	-	-	-	-	-
C321	Manufacture of jewelry, bijouterie and related articles	3	3	-	-	-	-	-
C322	Manufacture of musical instruments							
C323	Manufacture of sports goods	4	2	-	-	-	-	-
C324	Manufacture of games and toys	3	3	-	-	-	-	-
C325	Manufacture of medical and dental instruments and supplies	7	6	-	-	-	-	-
C329	Other manufacturing, n.e.c.	7	6	-	-	-	1	-
C331	Repair of fabricated metal products, machinery and equipment	6	5	-	-	-	-	-
C332	Installation of industrial machinery and equipment	s	s	s	s	s	s	s

*Continued*

TABLE 12 - *Continued*

2009 PSIC Code	Region/ Industry Description	Number of Responding Establishments	Nationality with Highest Capital Participation Rate					
			Filipino	American	Australian	British	Chinese	Dutch
		(1)	(2)	(3)	(4)	(5)	(6)	(7)
	<b>Cordillera Administrative Region</b>	<b>62</b>	<b>58</b>	<b>1</b>	-	-	-	-
C101	Processing and preserving of meat	s	s	s	s	s	s	s
C103	Processing and preserving of fruits and vegetables	3	3	-	-	-	-	-
C105	Manufacture of dairy products	s	s	s	s	s	s	s
C106	Manufacture of grain mill products, starches and starch products	5	5	-	-	-	-	-
C107	Manufacture of other food products	5	5	-	-	-	-	-
C110	Manufacture of beverages	3	3	-	-	-	-	-
C131	Spinning, weaving and finishing of textiles	6	5	-	-	-	-	-
C139	Manufacture of other textiles							
C141	Manufacture of wearing apparel, except fur apparel	s	s	s	s	s	s	s
C142	Custom tailoring and dressmaking	3	3	-	-	-	-	-
C162	Manufacture of products of wood, cork, straw and plaiting materials	s	s	s	s	s	s	s
C170	Manufacture of paper and paper products	s	s	s	s	s	s	s
C181	Printing and service activities related to printing	5	5	-	-	-	-	-
C201	Manufacture of basic chemicals	s	s	s	s	s	s	s
C202	Manufacture of other chemical products, n.e.c.	s	s	s	s	s	s	s
C221	Manufacture of rubber products	4	4	-	-	-	-	-
C222	Manufacture of plastic products							
C231	Manufacture of glass and glass products	s	s	s	s	s	s	s
C239	Manufacture of non-metallic mineral products, n.e.c.	s	s	s	s	s	s	s
C241	Manufacture of basic iron and steel	s	s	s	s	s	s	s
C242	Manufacture of basic precious and other non-ferrous metals	s	s	s	s	s	s	s
C251	Manufacture of structural metal products, tanks, reservoirs and steam generators	4	4	-	-	-	-	-
C259	Manufacture of other fabricated metal products; metal working service activities							
C261	Manufacture of electronic components	3	1	1	-	-	-	-
C281	Manufacture of general purpose machinery	3	3	-	-	-	-	-
C282	Manufacture of special purpose machinery							
C303	Manufacture of air and spacecraft and related machinery	s	s	s	s	s	s	s
C310	Manufacture of furniture	s	s	s	s	s	s	s
C321	Manufacture of jewelry, bijouterie and related articles	s	s	s	s	s	s	s
C331	Repair of fabricated metal products, machinery and equipment	s	s	s	s	s	s	s
	<b>I - Ilocos Region</b>	<b>89</b>	<b>88</b>	-	-	-	-	-
C101	Processing and preserving of meat	5	5	-	-	-	-	-
C102	Processing and preserving of fish, crustaceans and mollusks	s	s	s	s	s	s	s

*Continued*

TABLE 12 - *Continued*

2009 PSIC Code	Region/ Industry Description	Number of Responding Establishments	Nationality with Highest Capital Participation Rate					
			Filipino	American	Australian	British	Chinese	Dutch
		(1)	(2)	(3)	(4)	(5)	(6)	(7)
C103	Processing and preserving of fruits and vegetables	s	s	s	s	s	s	s
C105	Manufacture of dairy products	s	s	s	s	s	s	s
C106	Manufacture of grain mill products, starches and starch products	3	3	-	-	-	-	-
C107	Manufacture of other food products	6	6	-	-	-	-	-
C108	Manufacture of prepared animal feeds	3	3	-	-	-	-	-
C110	Manufacture of beverages	7	6	-	-	-	-	-
C120	Manufacture of tobacco products	3	3	-	-	-	-	-
C131	Spinning, weaving and finishing of textiles	3	3	-	-	-	-	-
C141	Manufacture of wearing apparel, except fur apparel	3	3	-	-	-	-	-
C142	Custom tailoring and dressmaking	s	s	s	s	s	s	s
C162	Manufacture of products of wood, cork, straw and plaiting materials	4	4	-	-	-	-	-
C170	Manufacture of paper and paper products	s	s	s	s	s	s	s
C181	Printing and service activities related to printing	3	3	-	-	-	-	-
C201	Manufacture of basic chemicals	4	4	-	-	-	-	-
C202	Manufacture of other chemical products, n.e.c.							
C210	Manufacture of pharmaceuticals, medicinal chemical and botanical products							
C221	Manufacture of rubber products	s	s	s	s	s	s	s
C222	Manufacture of plastic products	s	s	s	s	s	s	s
C239	Manufacture of non-metallic mineral products, n.e.c.	4	4	-	-	-	-	-
C241	Manufacture of basic iron and steel	3	3	-	-	-	-	-
C251	Manufacture of structural metal products, tanks, reservoirs and steam generators	3	3	-	-	-	-	-
C259	Manufacture of other fabricated metal products; metal working service activities	3	3	-	-	-	-	-
C282	Manufacture of special purpose machinery	3	3	-	-	-	-	-
C292	Manufacture of bodies (coachwork) for motor vehicles; manufacture of trailers and semi-trailers	4	4	-	-	-	-	-
C293	Manufacture of parts and accessories for motor vehicles							
C309	Manufacture of transport equipment, n.e.c.	s	s	s	s	s	s	s
C310	Manufacture of furniture	3	3	-	-	-	-	-
C321	Manufacture of jewelry, bijouterie and related articles	5	5	-	-	-	-	-
C324	Manufacture of games and toys							
C329	Other manufacturing, n.e.c.							
C331	Repair of fabricated metal products, machinery and equipment	4	4	-	-	-	-	-
	II - Cagayan Valley	63	62	-	-	-	-	-
C101	Processing and preserving of meat	4	4	-	-	-	-	-

*Continued*

TABLE 12 - *Continued*

2009 PSIC Code	Region/ Industry Description	Number of Responding Establishments	Nationality with Highest Capital Participation Rate					
			Filipino	American	Australian	British	Chinese	Dutch
		(1)	(2)	(3)	(4)	(5)	(6)	(7)
C102	Processing and preserving of fish, crustaceans and mollusks	s	s	s	s	s	s	s
C103	Processing and preserving of fruits and vegetables	3	3	-	-	-	-	-
C105	Manufacture of dairy products	s	s	s	s	s	s	s
C106	Manufacture of grain mill products, starches and starch products	4	4	-	-	-	-	-
C107	Manufacture of other food products	6	6	-	-	-	-	-
C108	Manufacture of prepared animal feeds	3	3	-	-	-	-	-
C110	Manufacture of beverages	3	2	-	-	-	-	-
C120	Manufacture of tobacco products	s	s	s	s	s	s	s
C131	Spinning, weaving and finishing of textiles	s	s	s	s	s	s	s
C139	Manufacture of other textiles	s	s	s	s	s	s	s
C142	Custom tailoring and dressmaking	3	3	-	-	-	-	-
C162	Manufacture of products of wood, cork, straw and plaiting materials	s	s	s	s	s	s	s
C181	Printing and service activities related to printing	3	3	-	-	-	-	-
C182	Reproduction of recorded media	s	s	s	s	s	s	s
C192	Manufacture of refined petroleum products	s	s	s	s	s	s	s
C199	Manufacture of other fuel products	s	s	s	s	s	s	s
C201	Manufacture of basic chemicals	s	s	s	s	s	s	s
C231	Manufacture of glass and glass products	4	4	-	-	-	-	-
C239	Manufacture of non-metallic mineral products, n.e.c.							
C251	Manufacture of structural metal products, tanks, reservoirs and steam generators							
C259	Manufacture of other fabricated metal products; metal working service activities							
C282	Manufacture of special purpose machinery	3	3	-	-	-	-	-
C310	Manufacture of furniture	s	s	s	s	s	s	s
C321	Manufacture of jewelry, bijouterie and related articles	s	s	s	s	s	s	s
C329	Other manufacturing, n.e.c.	s	s	s	s	s	s	s
C331	Repair of fabricated metal products, machinery and equipment	4	4	-	-	-	-	-
	III - Central Luzon	440	336	16	5	4	11	3
C101	Processing and preserving of meat	19	18	1	-	-	-	-
C102	Processing and preserving of fish, crustaceans and mollusks	6	5	-	-	-	-	-
C103	Processing and preserving of fruits and vegetables	8	7	-	-	-	1	-
C104	Manufacture of vegetable and animal oils and fats	3	2	-	-	-	1	-
C105	Manufacture of dairy products	6	5	-	-	1	-	-
C106	Manufacture of grain mill products, starches and starch products	8	7	-	-	-	-	-

*Continued*

TABLE 12 - *Continued*

2009 PSIC Code	Region/ Industry Description	Number of Responding Establishments	Nationality with Highest Capital Participation Rate					
			Filipino	American	Australian	British	Chinese	Dutch
		(1)	(2)	(3)	(4)	(5)	(6)	(7)
C107	Manufacture of other food products	21	21	-	-	-	-	-
C108	Manufacture of prepared animal feeds	17	15	-	-	-	-	-
C110	Manufacture of beverages	7	6	-	-	-	-	-
C120	Manufacture of tobacco products	s	s	s	s	s	s	s
C131	Spinning, weaving and finishing of textiles	7	6	-	-	1	-	-
C139	Manufacture of other textiles	10	5	-	-	-	1	-
C141	Manufacture of wearing apparel, except fur apparel	30	19	3	-	-	-	-
C142	Custom tailoring and dressmaking	4	4	-	-	-	-	-
C143	Manufacture of knitted and crocheted apparel							
C151	Tanning and dressing of leather; manufacture of luggage and handbags	8	5	-	-	1	1	-
C152	Manufacture of footwear	9	5	-	-	1	-	1
C161	Sawmilling and planing of wood	8	7	-	-	-	-	-
C162	Manufacture of products of wood, cork, straw and plaiting materials							
C170	Manufacture of paper and paper products	12	11	-	-	-	-	-
C181	Printing and service activities related to printing	5	5	-	-	-	-	-
C192	Manufacture of refined petroleum products	3	3	-	-	-	-	-
C201	Manufacture of basic chemicals	7	5	-	-	-	-	-
C202	Manufacture of other chemical products, n.e.c.	13	12	1	-	-	1	-
C210	Manufacture of pharmaceuticals, medicinal chemical and botanical products	7	6	-	-	-	-	-
C221	Manufacture of rubber products	8	5	-	-	-	2	-
C222	Manufacture of plastic products	21	18	1	-	-	-	-
C231	Manufacture of glass and glass products	8	5	-	-	-	-	-
C239	Manufacture of non-metallic mineral products, n.e.c.	15	14	-	-	-	-	-
C241	Manufacture of basic iron and steel	9	9	-	-	-	-	-
C242	Manufacture of basic precious and other non-ferrous metals	5	2	-	1	-	1	-
C243	Casting of metals	4	4	-	-	-	-	-
C251	Manufacture of structural metal products, tanks, reservoirs and steam generators	7	6	1	-	-	-	-
C252	Manufacture of weapons and ammunition	12	9	1	1	-	-	1
C259	Manufacture of other fabricated metal products; metal working service activities							
C261	Manufacture of electronic components	13	4	1	-	-	-	-
C262	Manufacture of computers and peripheral equipment and accessories	5	1	-	-	-	-	-
C264	Manufacture of consumer electronics	3	1	1	-	-	-	-
C265	Manufacture of measuring, testing, navigating and control equipment; watches and clocks							
C271	Manufacture of electric motors, generators, transformers and electricity distribution and control apparatus	6	4	-	-	-	-	-

*Continued*

TABLE 12 - *Continued*

2009 PSIC Code	Region/ Industry Description	Number of Responding Establishments	Nationality with Highest Capital Participation Rate					
			Filipino	American	Australian	British	Chinese	Dutch
		(1)	(2)	(3)	(4)	(5)	(6)	(7)
C272	Manufacture of batteries and accumulators	3	3	-	-	-	-	-
C273	Manufacture of wiring and wiring devices	5	4	-	-	-	1	-
C274	Manufacture of electric lighting equipment	6	4	2	1	-	-	-
C275	Manufacture of domestic appliances	4	4	-	-	-	1	-
C279	Manufacture of other electrical equipment	5	3	-	1	-	-	-
C281	Manufacture of general purpose machinery	7	2	2	-	-	-	-
C282	Manufacture of special purpose machinery	7	4	-	-	-	-	-
C291	Manufacture of motor vehicles	4	4	-	-	-	-	-
C292	Manufacture of bodies (coachwork) for motor vehicles; manufacture of trailers and semi-trailers							
C293	Manufacture of parts and accessories for motor vehicles							
C301	Building of ships and boats	s	s	s	s	s	s	s
C303	Manufacture of air and spacecraft and related machinery	4	1	-	-	-	1	1
C309	Manufacture of transport equipment, n.e.c.	4	4	-	-	-	-	-
C310	Manufacture of furniture	12	12	-	-	-	-	-
C321	Manufacture of jewelry, bijouterie and related articles	3	3	-	-	-	-	-
C322	Manufacture of musical instruments	s	s	s	s	s	s	s
C323	Manufacture of sports goods	4	3	-	-	-	-	-
C324	Manufacture of games and toys	6	3	-	1	-	-	-
C325	Manufacture of medical and dental instruments and supplies	8	4	1	-	-	-	-
C329	Other manufacturing, n.e.c.	6	6	-	-	-	-	-
C331	Repair of fabricated metal products, machinery and equipment	5	3	1	-	-	-	-
C332	Installation of industrial machinery and equipment	s	s	s	s	s	s	s
	<b>IVA - CALABARZON</b>	<b>721</b>	<b>396</b>	<b>15</b>	<b>2</b>	<b>5</b>	<b>15</b>	<b>8</b>
C101	Processing and preserving of meat	13	12	-	-	-	-	-
C102	Processing and preserving of fish, crustaceans and mollusks	4	4	-	-	-	-	-
C103	Processing and preserving of fruits and vegetables	10	10	-	-	-	-	-
C104	Manufacture of vegetable and animal oils and fats	10	10	-	-	-	-	-
C105	Manufacture of dairy products	8	7	-	-	-	-	-
C106	Manufacture of grain mill products, starches and starch products	8	8	-	-	-	-	-
C107	Manufacture of other food products	34	33	-	-	-	-	-
C108	Manufacture of prepared animal feeds	8	8	-	-	-	-	-
C110	Manufacture of beverages	9	6	-	-	-	-	-
C120	Manufacture of tobacco products	3	2	-	-	-	-	-
C131	Spinning, weaving and finishing of textiles	5	2	-	-	-	-	-
C139	Manufacture of other textiles	9	5	-	-	1	-	1
C141	Manufacture of wearing apparel, except fur apparel	44	24	1	-	-	-	-

*Continued*

TABLE 12 - *Continued*

2009 PSIC Code	Region/ Industry Description	Number of Responding Establishments	Nationality with Highest Capital Participation Rate					
			Filipino	American	Australian	British	Chinese	Dutch
		(1)	(2)	(3)	(4)	(5)	(6)	(7)
C142	Custom tailoring and dressmaking	5	5	-	-	-	-	-
C143	Manufacture of knitted and crocheted apparel	s	s	s	s	s	s	s
C151	Tanning and dressing of leather; manufacture of luggage and handbags	3	2	-	-	-	-	-
C152	Manufacture of footwear	8	6	-	-	-	1	-
C161	Sawmilling and planing of wood	8	5	-	-	-	-	1
C162	Manufacture of products of wood, cork, straw and plaiting materials							
C170	Manufacture of paper and paper products	22	13	-	1	1	1	-
C181	Printing and service activities related to printing	8	7	-	-	-	-	-
C182	Reproduction of recorded media	s	s	s	s	s	s	s
C192	Manufacture of refined petroleum products	4	3	-	-	-	-	1
C199	Manufacture of other fuel products							
C201	Manufacture of basic chemicals	9	6	-	-	-	2	-
C202	Manufacture of other chemical products, n.e.c.	17	15	-	-	-	-	-
C210	Manufacture of pharmaceuticals, medicinal chemical and botanical products	9	7	1	-	-	-	1
C221	Manufacture of rubber products	12	4	-	-	-	-	-
C222	Manufacture of plastic products	44	20	1	-	-	1	-
C231	Manufacture of glass and glass products	7	6	-	-	-	-	-
C239	Manufacture of non-metallic mineral products, n.e.c.	16	14	-	-	-	-	-
C241	Manufacture of basic iron and steel	12	7	-	-	-	-	-
C242	Manufacture of basic precious and other non-ferrous metals	5	2	1	-	-	-	-
C243	Casting of metals	10	4	-	-	-	-	-
C251	Manufacture of structural metal products, tanks, reservoirs and steam generators	12	6	-	-	-	-	-
C259	Manufacture of other fabricated metal products; metal working service activities	40	15	2	-	-	2	-
C261	Manufacture of electronic components	73	20	6	-	-	1	3
C262	Manufacture of computers and peripheral equipment and accessories	11	2	-	-	-	-	-
C263	Manufacture of communication equipment	6	-	-	1	1	-	-
C264	Manufacture of consumer electronics	8	4	-	-	-	-	-
C265	Manufacture of measuring, testing, navigating and control equipment; watches and clocks	6	2	-	-	-	-	-
C267	Manufacture of optical instruments and photographic equipment	6	2	-	-	-	-	-
C271	Manufacture of electric motors, generators, transformers and electricity distribution and control apparatus	14	4	-	-	-	3	-
C272	Manufacture of batteries and accumulators	4	1	-	-	-	-	-
C273	Manufacture of wiring and wiring devices	16	8	-	-	1	-	1
C274	Manufacture of electric lighting equipment	10	5	-	-	-	-	-

*Continued*



TABLE 12 - *Continued*

2009 PSIC Code	Region/ Industry Description	Number of Responding Establishments	Nationality with Highest Capital Participation Rate					
			Filipino	American	Australian	British	Chinese	Dutch
		(1)	(2)	(3)	(4)	(5)	(6)	(7)
C275	Manufacture of domestic appliances	7	6	1	-	-	-	-
C279	Manufacture of other electrical equipment	8	5	-	-	-	2	-
C281	Manufacture of general purpose machinery	11	4	-	-	-	-	-
C282	Manufacture of special purpose machinery	16	3	-	-	-	1	-
C291	Manufacture of motor vehicles	10	4	-	-	-	-	-
C292	Manufacture of bodies (coachwork) for motor vehicles; manufacture of trailers and semi-trailers	4	4	-	-	-	-	-
C293	Manufacture of parts and accessories for motor vehicles	35	8	-	-	-	-	-
C301	Building of ships and boats	3	2	-	-	-	-	-
C303	Manufacture of air and spacecraft and related machinery	12	6	-	-	-	-	-
C309	Manufacture of transport equipment, n.e.c.							
C310	Manufacture of furniture	6	5	-	-	-	-	-
C321	Manufacture of jewelry, bijouterie and related articles	4	3	-	-	-	-	-
C323	Manufacture of sports goods	8	4	-	-	1	-	-
C324	Manufacture of games and toys	5	1	1	-	-	-	-
C325	Manufacture of medical and dental instruments and supplies	8	5	1	-	-	-	-
C329	Other manufacturing, n.e.c.	4	3	-	-	-	-	-
C331	Repair of fabricated metal products, machinery and equipment	7	7	-	-	-	-	-
	<b>MIMAROPA</b>	<b>44</b>	<b>41</b>	<b>1</b>	<b>-</b>	<b>-</b>	<b>-</b>	<b>-</b>
C101	Processing and preserving of meat	s	s	s	s	s	s	s
C103	Processing and preserving of fruits and vegetables	s	s	s	s	s	s	s
C104	Manufacture of vegetable and animal oils and fats	3	1	1	-	-	-	-
C105	Manufacture of dairy products	s	s	s	s	s	s	s
C106	Manufacture of grain mill products, starches and starch products	4	4	-	-	-	-	-
C107	Manufacture of other food products	3	3	-	-	-	-	-
C110	Manufacture of beverages	s	s	s	s	s	s	s
C131	Spinning, weaving and finishing of textiles	s	s	s	s	s	s	s
C142	Custom tailoring and dressmaking	s	s	s	s	s	s	s
C151	Tanning and dressing of leather; manufacture of luggage and handbags	s	s	s	s	s	s	s
C162	Manufacture of products of wood, cork, straw and plaiting materials	s	s	s	s	s	s	s
C181	Printing and service activities related to printing	3	3	-	-	-	-	-
C192	Manufacture of refined petroleum products	s	s	s	s	s	s	s
C201	Manufacture of basic chemicals	s	s	s	s	s	s	s
C202	Manufacture of other chemical products, n.e.c.	s	s	s	s	s	s	s
C210	Manufacture of pharmaceuticals, medicinal chemical and botanical products	s	s	s	s	s	s	s

*Continued*

TABLE 12 - *Continued*

2009 PSIC Code	Region/ Industry Description	Number of Responding Establishments	Nationality with Highest Capital Participation Rate					
			Filipino	American	Australian	British	Chinese	Dutch
		(1)	(2)	(3)	(4)	(5)	(6)	(7)
C222	Manufacture of plastic products	s	s	s	s	s	s	s
C239	Manufacture of non-metallic mineral products, n.e.c.	4	4	-	-	-	-	-
C242	Manufacture of basic precious and other non-ferrous metals	s	s	s	s	s	s	s
C259	Manufacture of other fabricated metal products; metal working service activities	s	s	s	s	s	s	s
C282	Manufacture of special purpose machinery	s	s	s	s	s	s	s
C310	Manufacture of furniture	3	3	-	-	-	-	-
C331	Repair of fabricated metal products, machinery and equipment	3	3	-	-	-	-	-
	<b>V - Bicol Region</b>	<b>93</b>	<b>90</b>	<b>-</b>	<b>-</b>	<b>-</b>	<b>-</b>	<b>1</b>
C101	Processing and preserving of meat	5	5	-	-	-	-	-
C102	Processing and preserving of fish, crustaceans and mollusks	5	5	-	-	-	-	-
C103	Processing and preserving of fruits and vegetables	3	3	-	-	-	-	-
C104	Manufacture of vegetable and animal oils and fats	6	6	-	-	-	-	-
C105	Manufacture of dairy products	4	4	-	-	-	-	-
C106	Manufacture of grain mill products, starches and starch products	4	4	-	-	-	-	-
C107	Manufacture of other food products	5	5	-	-	-	-	-
C108	Manufacture of prepared animal feeds	5	5	-	-	-	-	-
C110	Manufacture of beverages	4	3	-	-	-	-	-
C120	Manufacture of tobacco products	s	s	s	s	s	s	s
C131	Spinning, weaving and finishing of textiles	4	4	-	-	-	-	-
C139	Manufacture of other textiles	3	3	-	-	-	-	-
C141	Manufacture of wearing apparel, except fur apparel	5	5	-	-	-	-	-
C142	Custom tailoring and dressmaking							
C152	Manufacture of footwear	s	s	s	s	s	s	s
C162	Manufacture of products of wood, cork, straw and plaiting materials	5	5	-	-	-	-	-
C170	Manufacture of paper and paper products	s	s	s	s	s	s	s
C181	Printing and service activities related to printing	3	3	-	-	-	-	-
C192	Manufacture of refined petroleum products	s	s	s	s	s	s	s
C201	Manufacture of basic chemicals	s	s	s	s	s	s	s
C210	Manufacture of pharmaceuticals, medicinal chemical and botanical products	s	s	s	s	s	s	s
C231	Manufacture of glass and glass products	5	4	-	-	-	-	-
C239	Manufacture of non-metallic mineral products, n.e.c.							
C241	Manufacture of basic iron and steel	4	3	-	-	-	-	1
C242	Manufacture of basic precious and other non-ferrous metals							

*Continued*

TABLE 12 - *Continued*

2009 PSIC Code	Region/ Industry Description	Number of Responding Establishments	Nationality with Highest Capital Participation Rate					
			Filipino	American	Australian	British	Chinese	Dutch
		(1)	(2)	(3)	(4)	(5)	(6)	(7)
C251	Manufacture of structural metal products, tanks, reservoirs and steam generators	3	3	-	-	-	-	-
C259	Manufacture of other fabricated metal products; metal working service activities	3	3	-	-	-	-	-
C282	Manufacture of special purpose machinery	s	s	s	s	s	s	s
C293	Manufacture of parts and accessories for motor vehicles	s	s	s	s	s	s	s
C310	Manufacture of furniture	s	s	s	s	s	s	s
C329	Other manufacturing, n.e.c.	s	s	s	s	s	s	s
C331	Repair of fabricated metal products, machinery and equipment	s	s	s	s	s	s	s
	<b>VI - Western Visayas</b>	<b>128</b>	<b>127</b>	<b>1</b>	<b>-</b>	<b>-</b>	<b>-</b>	<b>-</b>
C101	Processing and preserving of meat	4	4	-	-	-	-	-
C102	Processing and preserving of fish, crustaceans and mollusks	5	5	-	-	-	-	-
C103	Processing and preserving of fruits and vegetables	3	3	-	-	-	-	-
C104	Manufacture of vegetable and animal oils and fats	3	3	-	-	-	-	-
C105	Manufacture of dairy products	4	4	-	-	-	-	-
C106	Manufacture of grain mill products, starches and starch products	4	4	-	-	-	-	-
C107	Manufacture of other food products	21	21	-	-	-	-	-
C108	Manufacture of prepared animal feeds	3	3	-	-	-	-	-
C110	Manufacture of beverages	9	8	1	-	-	-	-
C131	Spinning, weaving and finishing of textiles	4	4	-	-	-	-	-
C139	Manufacture of other textiles							
C141	Manufacture of wearing apparel, except fur apparel	3	3	-	-	-	-	-
C142	Custom tailoring and dressmaking	3	3	-	-	-	-	-
C161	Sawmilling and planing of wood	6	6	-	-	-	-	-
C162	Manufacture of products of wood, cork, straw and plaiting materials							
C170	Manufacture of paper and paper products	s	s	s	s	s	s	s
C181	Printing and service activities related to printing	3	3	-	-	-	-	-
C199	Manufacture of other fuel products	s	s	s	s	s	s	s
C201	Manufacture of basic chemicals	7	7	-	-	-	-	-
C202	Manufacture of other chemical products, n.e.c.	3	3	-	-	-	-	-
C210	Manufacture of pharmaceuticals, medicinal chemical and botanical products	3	3	-	-	-	-	-
C222	Manufacture of plastic products	5	5	-	-	-	-	-
C231	Manufacture of glass and glass products	6	6	-	-	-	-	-
C239	Manufacture of non-metallic mineral products, n.e.c.							
C241	Manufacture of basic iron and steel	6	6	-	-	-	-	-
C243	Casting of metals							

*Continued*

TABLE 12 - *Continued*

2009 PSIC Code	Region/ Industry Description	Number of Responding Establishments	Nationality with Highest Capital Participation Rate					
			Filipino	American	Australian	British	Chinese	Dutch
		(1)	(2)	(3)	(4)	(5)	(6)	(7)
C251	Manufacture of structural metal products, tanks, reservoirs and steam generators	3	3	-	-	-	-	-
C259	Manufacture of other fabricated metal products; metal working service activities	3	3	-	-	-	-	-
C273	Manufacture of wiring and wiring devices	s	s	s	s	s	s	s
C275	Manufacture of domestic appliances	s	s	s	s	s	s	s
C282	Manufacture of special purpose machinery	s	s	s	s	s	s	s
C310	Manufacture of furniture	4	4	-	-	-	-	-
C329	Other manufacturing, n.e.c.	4	4	-	-	-	-	-
C331	Repair of fabricated metal products, machinery and equipment	3	3	-	-	-	-	-
	<b>VII - Central Visayas</b>	<b>347</b>	<b>237</b>	<b>7</b>	<b>-</b>	<b>5</b>	<b>4</b>	<b>2</b>
C101	Processing and preserving of meat	14	14	-	-	-	-	-
C102	Processing and preserving of fish, crustaceans and mollusks	13	12	-	-	-	1	-
C103	Processing and preserving of fruits and vegetables	4	4	-	-	-	-	-
C104	Manufacture of vegetable and animal oils and fats	6	5	-	-	-	-	-
C105	Manufacture of dairy products	4	4	-	-	-	-	-
C106	Manufacture of grain mill products, starches and starch products	4	4	-	-	-	-	-
C107	Manufacture of other food products	19	17	1	-	-	-	-
C108	Manufacture of prepared animal feeds	7	7	-	-	-	-	-
C110	Manufacture of beverages	6	5	-	-	-	-	-
C131	Spinning, weaving and finishing of textiles	3	3	-	-	-	-	-
C139	Manufacture of other textiles	6	3	-	-	1	-	-
C141	Manufacture of wearing apparel, except fur apparel	20	6	-	-	2	-	-
C142	Custom tailoring and dressmaking	s	s	s	s	s	s	s
C151	Tanning and dressing of leather; manufacture of luggage and handbags	s	s	s	s	s	s	s
C152	Manufacture of footwear	9	9	-	-	-	-	-
C161	Sawmilling and planing of wood	7	7	-	-	-	-	-
C162	Manufacture of products of wood, cork, straw and plaiting materials							
C170	Manufacture of paper and paper products	7	6	-	-	-	-	-
C181	Printing and service activities related to printing	6	5	-	-	-	-	-
C199	Manufacture of other fuel products	s	s	s	s	s	s	s
C201	Manufacture of basic chemicals	6	5	-	-	-	-	-
C202	Manufacture of other chemical products, n.e.c.	9	7	-	-	-	1	-
C203	Manufacture of man-made fibers							
C210	Manufacture of pharmaceuticals, medicinal chemical and botanical products							
		5	3	-	-	-	1	-

*Continued*

TABLE 12 - *Continued*

2009 PSIC Code	Region/ Industry Description	Number of Responding Establishments	Nationality with Highest Capital Participation Rate					
			Filipino	American	Australian	British	Chinese	Dutch
		(1)	(2)	(3)	(4)	(5)	(6)	(7)
C221	Manufacture of rubber products	7	6	-	-	-	-	-
C222	Manufacture of plastic products	10	10	-	-	-	-	-
C231	Manufacture of glass and glass products	8	5	1	-	-	-	-
C239	Manufacture of non-metallic mineral products, n.e.c.	15	11	1	-	-	-	1
C241	Manufacture of basic iron and steel	10	8	-	-	-	-	-
C242	Manufacture of basic precious and other non-ferrous metals							
C243	Casting of metals							
C251	Manufacture of structural metal products, tanks, reservoirs and steam generators	5	4	-	-	-	-	-
C252	Manufacture of weapons and ammunition	s	s	s	s	s	s	s
C259	Manufacture of other fabricated metal products; metal working service activities	9	5	-	-	-	-	-
C261	Manufacture of electronic components	12	2	2	-	-	-	-
C262	Manufacture of computers and peripheral equipment and accessories	4	-	-	-	-	-	-
C263	Manufacture of communication equipment							
C265	Manufacture of measuring, testing, navigating and control equipment; watches and clocks							
C267	Manufacture of optical instruments and photographic equipment	11	2	-	-	-	-	-
C271	Manufacture of electric motors, generators, transformers and electricity distribution and control apparatus	3	1	-	-	1	-	-
C273	Manufacture of wiring and wiring devices	s	s	s	s	s	s	s
C274	Manufacture of electric lighting equipment	4	-	-	-	-	-	-
C275	Manufacture of domestic appliances	3	2	-	-	1	-	-
C281	Manufacture of general purpose machinery	6	4	-	-	-	-	-
C282	Manufacture of special purpose machinery	3	3	-	-	-	-	-
C291	Manufacture of motor vehicles	3	2	-	-	-	-	-
C292	Manufacture of bodies (coachwork) for motor vehicles; manufacture of trailers and semi-trailers	8	3	-	-	-	-	-
C293	Manufacture of parts and accessories for motor vehicles							
C301	Building of ships and boats							
C309	Manufacture of transport equipment, n.e.c.	s	s	s	s	s	s	s
C310	Manufacture of furniture	20	11	2	-	-	1	1
C321	Manufacture of jewelry, bijouterie and related articles	7	4	-	-	-	-	-
C322	Manufacture of musical instruments	s	s	s	s	s	s	s
C323	Manufacture of sports goods	s	s	s	s	s	s	s
C324	Manufacture of games and toys	3	-	-	-	-	-	-
C325	Manufacture of medical and dental instruments and supplies	5	2	-	-	-	-	-
C329	Other manufacturing, n.e.c.	5	3	-	-	-	-	-

*Continued*

TABLE 12 - *Continued*

2009 PSIC Code	Region/ Industry Description	Number of Responding Establishments	Nationality with Highest Capital Participation Rate					
			Filipino	American	Australian	British	Chinese	Dutch
		(1)	(2)	(3)	(4)	(5)	(6)	(7)
C331	Repair of fabricated metal products, machinery and equipment	6	5	-	-	-	-	-
	<b>VIII - Eastern Visayas</b>	<b>71</b>	<b>71</b>	<b>-</b>	<b>-</b>	<b>-</b>	<b>-</b>	<b>-</b>
C101	Processing and preserving of meat	s	s	s	s	s	s	s
C102	Processing and preserving of fish, crustaceans and mollusks	3	3	-	-	-	-	-
C103	Processing and preserving of fruits and vegetables	s	s	s	s	s	s	s
C104	Manufacture of vegetable and animal oils and fats	6	6	-	-	-	-	-
C106	Manufacture of grain mill products, starches and starch products	4	4	-	-	-	-	-
C107	Manufacture of other food products	6	6	-	-	-	-	-
C110	Manufacture of beverages	5	5	-	-	-	-	-
C139	Manufacture of other textiles	s	s	s	s	s	s	s
C142	Custom tailoring and dressmaking	s	s	s	s	s	s	s
C162	Manufacture of products of wood, cork, straw and plaiting materials	s	s	s	s	s	s	s
C170	Manufacture of paper and paper products	3	3	-	-	-	-	-
C181	Printing and service activities related to printing	4	4	-	-	-	-	-
C192	Manufacture of refined petroleum products	s	s	s	s	s	s	s
C201	Manufacture of basic chemicals	5	5	-	-	-	-	-
C202	Manufacture of other chemical products, n.e.c.							
C210	Manufacture of pharmaceuticals, medicinal chemical and botanical products	s	s	s	s	s	s	s
C221	Manufacture of rubber products	s	s	s	s	s	s	s
C222	Manufacture of plastic products	s	s	s	s	s	s	s
C231	Manufacture of glass and glass products	6	6	-	-	-	-	-
C239	Manufacture of non-metallic mineral products, n.e.c.							
C242	Manufacture of basic precious and other non-ferrous metals	s	s	s	s	s	s	s
C243	Casting of metals	s	s	s	s	s	s	s
C251	Manufacture of structural metal products, tanks, reservoirs and steam generators	s	s	s	s	s	s	s
C259	Manufacture of other fabricated metal products; metal working service activities	3	3	-	-	-	-	-
C273	Manufacture of wiring and wiring devices	s	s	s	s	s	s	s
C282	Manufacture of special purpose machinery	s	s	s	s	s	s	s
C310	Manufacture of furniture	3	3	-	-	-	-	-
C329	Other manufacturing, n.e.c.	3	3	-	-	-	-	-
C331	Repair of fabricated metal products, machinery and equipment	s	s	s	s	s	s	s

*Continued*

TABLE 12 - *Continued*

2009 PSIC Code	Region/ Industry Description	Number of Responding Establishments	Nationality with Highest Capital Participation Rate					
			Filipino	American	Australian	British	Chinese	Dutch
		(1)	(2)	(3)	(4)	(5)	(6)	(7)
	<b>IX - Zamboanga Peninsula</b>	<b>78</b>	<b>77</b>	-	-	-	-	-
C101	Processing and preserving of meat	5	5	-	-	-	-	-
C102	Processing and preserving of fish, crustaceans and mollusks	12	12	-	-	-	-	-
C103	Processing and preserving of fruits and vegetables	s	s	s	s	s	s	s
C104	Manufacture of vegetable and animal oils and fats	s	s	s	s	s	s	s
C105	Manufacture of dairy products	s	s	s	s	s	s	s
C106	Manufacture of grain mill products, starches and starch products	3	3	-	-	-	-	-
C107	Manufacture of other food products	6	6	-	-	-	-	-
C108	Manufacture of prepared animal feeds	s	s	s	s	s	s	s
C110	Manufacture of beverages	5	4	-	-	-	-	-
C142	Custom tailoring and dressmaking	s	s	s	s	s	s	s
C161	Sawmilling and planing of wood	s	s	s	s	s	s	s
C162	Manufacture of products of wood, cork, straw and plaiting materials	s	s	s	s	s	s	s
C181	Printing and service activities related to printing	3	3	-	-	-	-	-
C202	Manufacture of other chemical products, n.e.c.	s	s	s	s	s	s	s
C221	Manufacture of rubber products	4	4	-	-	-	-	-
C222	Manufacture of plastic products	3	3	-	-	-	-	-
C231	Manufacture of glass and glass products	4	4	-	-	-	-	-
C239	Manufacture of non-metallic mineral products, n.e.c.							
C241	Manufacture of basic iron and steel	s	s	s	s	s	s	s
C251	Manufacture of structural metal products, tanks, reservoirs and steam generators	s	s	s	s	s	s	s
C259	Manufacture of other fabricated metal products; metal working service activities	4	4	-	-	-	-	-
C301	Building of ships and boats	s	s	s	s	s	s	s
C310	Manufacture of furniture	4	4	-	-	-	-	-
C324	Manufacture of games and toys	6	6	-	-	-	-	-
C329	Other manufacturing, n.e.c.							
C331	Repair of fabricated metal products, machinery and equipment	4	4	-	-	-	-	-
	<b>X - Northern Mindanao</b>	<b>142</b>	<b>130</b>	-	-	-	-	-
C101	Processing and preserving of meat	9	9	-	-	-	-	-
C102	Processing and preserving of fish, crustaceans and mollusks	s	s	s	s	s	s	s
C103	Processing and preserving of fruits and vegetables	7	6	-	-	-	-	-
C104	Manufacture of vegetable and animal oils and fats	8	7	-	-	-	-	-
C105	Manufacture of dairy products	5	4	-	-	-	-	-

*Continued*

TABLE 12 - *Continued*

2009 PSIC Code	Region/ Industry Description	Number of Responding Establishments	Nationality with Highest Capital Participation Rate					
			Filipino	American	Australian	British	Chinese	Dutch
		(1)	(2)	(3)	(4)	(5)	(6)	(7)
C106	Manufacture of grain mill products, starches and starch products	5	5	-	-	-	-	-
C107	Manufacture of other food products	10	10	-	-	-	-	-
C108	Manufacture of prepared animal feeds	s	s	s	s	s	s	s
C110	Manufacture of beverages	5	4	-	-	-	-	-
C139	Manufacture of other textiles	s	s	s	s	s	s	s
C141	Manufacture of wearing apparel, except fur apparel	4	4	-	-	-	-	-
C142	Custom tailoring and dressmaking	4	4	-	-	-	-	-
C152	Manufacture of footwear	s	s	s	s	s	s	s
C161	Sawmilling and planing of wood	5	5	-	-	-	-	-
C162	Manufacture of products of wood, cork, straw and plaiting materials	5	4	-	-	-	-	-
C170	Manufacture of paper and paper products	4	3	-	-	-	-	-
C181	Printing and service activities related to printing	4	4	-	-	-	-	-
C192	Manufacture of refined petroleum products	s	s	s	s	s	s	s
C201	Manufacture of basic chemicals	6	4	-	-	-	-	-
C202	Manufacture of other chemical products, n.e.c.	4	2	-	-	-	-	-
C210	Manufacture of pharmaceuticals, medicinal chemical and botanical products	s	s	s	s	s	s	s
C221	Manufacture of rubber products	s	s	s	s	s	s	s
C222	Manufacture of plastic products	5	5	-	-	-	-	-
C231	Manufacture of glass and glass products	4	4	-	-	-	-	-
C239	Manufacture of non-metallic mineral products, n.e.c.							
C241	Manufacture of basic iron and steel	7	6	-	-	-	-	-
C243	Casting of metals	s	1	-	-	-	-	-
C251	Manufacture of structural metal products, tanks, reservoirs and steam generators	3	3	-	-	-	-	-
C252	Manufacture of weapons and ammunition							
C259	Manufacture of other fabricated metal products; metal working service activities	3	3	-	-	-	-	-
C282	Manufacture of special purpose machinery	3	3	-	-	-	-	-
C291	Manufacture of motor vehicles	3	3	-	-	-	-	-
C292	Manufacture of bodies (coachwork) for motor vehicles; manufacture of trailers and semi-trailers							
C310	Manufacture of furniture	5	5	-	-	-	-	-
C321	Manufacture of jewelry, bijouterie and related articles	3	3	-	-	-	-	-
C324	Manufacture of games and toys							
C325	Manufacture of medical and dental instruments and supplies							
C329	Other manufacturing, n.e.c.	4	4	-	-	-	-	-
C331	Repair of fabricated metal products, machinery and equipment	5	5	-	-	-	-	-

*Continued*



TABLE 12 - *Continued*

2009 PSIC Code	Region/ Industry Description	Number of Responding Establishments	Nationality with Highest Capital Participation Rate					
			Filipino	American	Australian	British	Chinese	Dutch
		(1)	(2)	(3)	(4)	(5)	(6)	(7)
	<b>XI - Davao Region</b>	<b>166</b>	<b>163</b>	-	-	-	1	-
C101	Processing and preserving of meat	8	8	-	-	-	-	-
C102	Processing and preserving of fish, crustaceans and mollusks	3	3	-	-	-	-	-
C103	Processing and preserving of fruits and vegetables	6	6	-	-	-	-	-
C104	Manufacture of vegetable and animal oils and fats	7	7	-	-	-	-	-
C105	Manufacture of dairy products	s	s	s	s	s	s	s
C106	Manufacture of grain mill products, starches and starch products	4	4	-	-	-	-	-
C107	Manufacture of other food products	14	14	-	-	-	-	-
C108	Manufacture of prepared animal feeds	7	7	-	-	-	-	-
C110	Manufacture of beverages	5	5	-	-	-	-	-
C120	Manufacture of tobacco products	s	s	s	s	s	s	s
C131	Spinning, weaving and finishing of textiles	4	3	-	-	-	1	-
C139	Manufacture of other textiles	4	4	-	-	-	-	-
C141	Manufacture of wearing apparel, except fur apparel	s	s	s	s	s	s	s
C142	Custom tailoring and dressmaking	4	4	-	-	-	-	-
C152	Manufacture of footwear	4	4	-	-	-	-	-
C161	Sawmilling and planing of wood	10	10	-	-	-	-	-
C162	Manufacture of products of wood, cork, straw and plaiting materials							
C170	Manufacture of paper and paper products							
C181	Printing and service activities related to printing	4	4	-	-	-	-	-
C192	Manufacture of refined petroleum products	s	s	s	s	s	s	s
C201	Manufacture of basic chemicals	3	2	-	-	-	-	-
C202	Manufacture of other chemical products, n.e.c.	5	4	-	-	-	-	-
C210	Manufacture of pharmaceuticals, medicinal chemical and botanical products	3	3	-	-	-	-	-
C221	Manufacture of rubber products	3	3	-	-	-	-	-
C222	Manufacture of plastic products	11	11	-	-	-	-	-
C231	Manufacture of glass and glass products	3	3	-	-	-	-	-
C239	Manufacture of non-metallic mineral products, n.e.c.	3	3	-	-	-	-	-
C241	Manufacture of basic iron and steel	5	5	-	-	-	-	-
C242	Manufacture of basic precious and other non-ferrous metals	4	4	-	-	-	-	-
C243	Casting of metals	s	s	s	s	s	s	s
C251	Manufacture of structural metal products, tanks, reservoirs and steam generators	3	3	-	-	-	-	-
C252	Manufacture of weapons and ammunition	s	s	s	s	s	s	s
C259	Manufacture of other fabricated metal products; metal working service activities	3	3	-	-	-	-	-

*Continued*

TABLE 12 - *Continued*

2009 PSIC Code	Region/ Industry Description	Number of Responding Establishments	Nationality with Highest Capital Participation Rate					
			Filipino	American	Australian	British	Chinese	Dutch
		(1)	(2)	(3)	(4)	(5)	(6)	(7)
C265	Manufacture of measuring, testing, navigating and control equipment; watches and clocks	s	s	s	s	s	s	s
C275	Manufacture of domestic appliances	s	s	s	s	s	s	s
C279	Manufacture of other electrical equipment	s	s	s	s	s	s	s
C281	Manufacture of general purpose machinery	3	3	-	-	-	-	-
C282	Manufacture of special purpose machinery	s	s	s	s	s	s	s
C291	Manufacture of motor vehicles	s	s	s	s	s	s	s
C293	Manufacture of parts and accessories for motor vehicles	s	s	s	s	s	s	s
C301	Building of ships and boats	3	3	-	-	-	-	-
C309	Manufacture of transport equipment, n.e.c.							
C310	Manufacture of furniture	4	4	-	-	-	-	-
C321	Manufacture of jewelry, bijouterie and related articles	3	3	-	-	-	-	-
C329	Other manufacturing, n.e.c.							
C331	Repair of fabricated metal products, machinery and equipment	4	4	-	-	-	-	-
	<b>XII - SOCCSKSARGEN</b>	<b>111</b>	<b>103</b>	<b>1</b>	<b>-</b>	<b>-</b>	<b>2</b>	<b>-</b>
C101	Processing and preserving of meat	8	7	-	-	-	-	-
C102	Processing and preserving of fish, crustaceans and mollusks	12	10	-	-	-	1	-
C103	Processing and preserving of fruits and vegetables	3	2	-	-	-	-	-
C104	Manufacture of vegetable and animal oils and fats	5	3	1	-	-	-	-
C105	Manufacture of dairy products	s	s	s	s	s	s	s
C106	Manufacture of grain mill products, starches and starch products	5	5	-	-	-	-	-
C107	Manufacture of other food products	5	5	-	-	-	-	-
C108	Manufacture of prepared animal feeds	5	4	-	-	-	-	-
C110	Manufacture of beverages	s	s	s	s	s	s	s
C131	Spinning, weaving and finishing of textiles	3	2	-	-	-	1	-
C139	Manufacture of other textiles							
C141	Manufacture of wearing apparel, except fur apparel	4	4	-	-	-	-	-
C142	Custom tailoring and dressmaking	s	s	s	s	s	s	s
C152	Manufacture of footwear	s	s	s	s	s	s	s
C161	Sawmilling and planing of wood	3	3	-	-	-	-	-
C162	Manufacture of products of wood, cork, straw and plaiting materials	4	4	-	-	-	-	-
C170	Manufacture of paper and paper products	s	s	s	s	s	s	s
C181	Printing and service activities related to printing	4	4	-	-	-	-	-
C192	Manufacture of refined petroleum products	s	s	s	s	s	s	s
C201	Manufacture of basic chemicals	3	3	-	-	-	-	-
C202	Manufacture of other chemical products, n.e.c.	s	s	s	s	s	s	s

*Continued*

TABLE 12 - *Continued*

2009 PSIC Code	Region/ Industry Description	Number of Responding Establishments	Nationality with Highest Capital Participation Rate					
			Filipino	American	Australian	British	Chinese	Dutch
		(1)	(2)	(3)	(4)	(5)	(6)	(7)
C210	Manufacture of pharmaceuticals, medicinal chemical and botanical products	s	s	s	s	s	s	s
C221	Manufacture of rubber products	3	3	-	-	-	-	-
C222	Manufacture of plastic products	s	s	s	s	s	s	s
C231	Manufacture of glass and glass products	4	4	-	-	-	-	-
C239	Manufacture of non-metallic mineral products, n.e.c.							
C241	Manufacture of basic iron and steel	3	3	-	-	-	-	-
C243	Casting of metals	s	s	s	s	s	s	s
C251	Manufacture of structural metal products, tanks, reservoirs and steam generators	8	8	-	-	-	-	-
C259	Manufacture of other fabricated metal products; metal working service activities							
C282	Manufacture of special purpose machinery	s	s	s	s	s	s	s
C301	Building of ships and boats	s	s	s	s	s	s	s
C309	Manufacture of transport equipment, n.e.c.	s	s	s	s	s	s	s
C310	Manufacture of furniture	3	3	-	-	-	-	-
C323	Manufacture of sports goods	s	s	s	s	s	s	s
C331	Repair of fabricated metal products, machinery and equipment	5	5	-	-	-	-	-
	XIII - Caraga	80	76	-	1	-	-	-
C101	Processing and preserving of meat	4	4	-	-	-	-	-
C102	Processing and preserving of fish, crustaceans and mollusks	s	s	s	s	s	s	s
C103	Processing and preserving of fruits and vegetables	s	s	s	s	s	s	s
C104	Manufacture of vegetable and animal oils and fats	4	3	-	-	-	-	-
C106	Manufacture of grain mill products, starches and starch products	3	3	-	-	-	-	-
C107	Manufacture of other food products	5	5	-	-	-	-	-
C108	Manufacture of prepared animal feeds	s	s	s	s	s	s	s
C110	Manufacture of beverages	4	4	-	-	-	-	-
C139	Manufacture of other textiles	s	s	s	s	s	s	s
C142	Custom tailoring and dressmaking	s	s	s	s	s	s	s
C152	Manufacture of footwear	s	s	s	s	s	s	s
C161	Sawmilling and planing of wood	4	4	-	-	-	-	-
C162	Manufacture of products of wood, cork, straw and plaiting materials	10	10	-	-	-	-	-
C181	Printing and service activities related to printing	4	4	-	-	-	-	-
C199	Manufacture of other fuel products	s	s	s	s	s	s	s
C201	Manufacture of basic chemicals	5	5	-	-	-	-	-
C202	Manufacture of other chemical products, n.e.c.							
C221	Manufacture of rubber products	s	s	s	s	s	s	s

*Continued*

TABLE 12 - *Continued*

2009 PSIC Code	Region/ Industry Description	Number of Responding Establishments	Nationality with Highest Capital Participation Rate					
			Filipino	American	Australian	British	Chinese	Dutch
			(1)	(2)	(3)	(4)	(5)	(6)
C231	Manufacture of glass and glass products	5	4	-	-	-	-	-
C239	Manufacture of non-metallic mineral products, n.e.c.							
C241	Manufacture of basic iron and steel							
C242	Manufacture of basic precious and other non-ferrous metals	3	1	-	1	-	-	-
C251	Manufacture of structural metal products, tanks, reservoirs and steam generators							
C259	Manufacture of other fabricated metal products; metal working service activities							
C282	Manufacture of special purpose machinery	s	s	s	s	s	s	s
C301	Building of ships and boats	s	s	s	s	s	s	s
C309	Manufacture of transport equipment, n.e.c.	s	s	s	s	s	s	s
C310	Manufacture of furniture	4	4	-	-	-	-	-
C321	Manufacture of jewelry, bijouterie and related articles	5	5	-	-	-	-	-
C324	Manufacture of games and toys							
C329	Other manufacturing, n.e.c.							
C331	Repair of fabricated metal products, machinery and equipment	3	3	-	-	-	-	-
	Autonomous Region in Muslim Mindanao	22	21	1	-	-	-	-
C101	Processing and preserving of meat	s	s	s	s	s	s	s
C104	Manufacture of vegetable and animal oils and fats	s	s	s	s	s	s	s
C106	Manufacture of grain mill products, starches and starch products	5	5	-	-	-	-	-
C107	Manufacture of other food products	4	3	1	-	-	-	-
C108	Manufacture of prepared animal feeds	s	s	s	s	s	s	s
C110	Manufacture of beverages	3	3	-	-	-	-	-
C142	Custom tailoring and dressmaking	s	s	s	s	s	s	s
C221	Manufacture of rubber products	s	s	s	s	s	s	s
C239	Manufacture of non-metallic mineral products, n.e.c.	s	s	s	s	s	s	s
C301	Building of ships and boats	s	s	s	s	s	s	s
C310	Manufacture of furniture	s	s	s	s	s	s	s

*Continued*

TABLE 12 - *Continued*

2009 PSIC Code	Region/ Industry Description	Nationality with Highest Capital Participation Rate					
		German	Japanese	Korean	Singaporean	Taiwanese	Other Nationalities
		(8)	(9)	(10)	(11)	(12)	(13)
	<b>Philippines</b>	<b>13</b>	<b>282</b>	<b>69</b>	<b>24</b>	<b>54</b>	<b>62</b>
C101	Processing and preserving of meat	-	-	-	-	1	1
C102	Processing and preserving of fish, crustaceans and mollusks	-	1	-	-	-	1
C103	Processing and preserving of fruits and vegetables	-	1	-	1	-	-
C104	Manufacture of vegetable and animal oils and fats	-	-	-	4	-	1
C105	Manufacture of dairy products	-	-	-	-	-	4
C106	Manufacture of grain mill products, starches and starch products	-	-	-	1	-	-
C107	Manufacture of other food products	-	-	-	1	-	1
C108	Manufacture of prepared animal feeds	-	1	2	-	-	-
C110	Manufacture of beverages	-	-	2	-	-	8
C120	Manufacture of tobacco products	-	-	-	-	-	6
C131	Spinning, weaving and finishing of textiles	-	-	3	-	-	-
C139	Manufacture of other textiles	-	-	5	-	3	1
C141	Manufacture of wearing apparel, except fur apparel	3	10	15	-	9	4
C142	Custom tailoring and dressmaking	-	-	-	-	-	-
C143	Manufacture of knitted and crocheted apparel	-	2	-	-	-	-
C151	Tanning and dressing of leather; manufacture of luggage and handbags	-	1	-	-	-	1
C152	Manufacture of footwear	1	2	1	-	-	-
C161	Sawmilling and planing of wood	-	-	-	-	-	-
C162	Manufacture of products of wood, cork, straw and plaiting materials	-	2	-	1	1	-
C170	Manufacture of paper and paper products	1	2	2	1	1	2
C181	Printing and service activities related to printing	-	1	-	-	1	-
C182	Reproduction of recorded media	-	-	-	-	-	-
C192	Manufacture of refined petroleum products	-	-	-	-	-	-
C199	Manufacture of other fuel products	-	-	-	-	-	-
C201	Manufacture of basic chemicals	-	7	-	-	-	-
C202	Manufacture of other chemical products, n.e.c. }	1	5	-	-	-	1
C203	Manufacture of man-made fibers }						
C210	Manufacture of pharmaceuticals, medicinal chemical and botanical products	-	2	-	-	-	-
C221	Manufacture of rubber products	-	9	1	-	-	-
C222	Manufacture of plastic products	-	18	3	1	2	-
C231	Manufacture of glass and glass products	-	3	-	-	1	3
C239	Manufacture of non-metallic mineral products, n.e.c.	-	3	-	-	3	3
C241	Manufacture of basic iron and steel	-	4	1	-	1	1
C242	Manufacture of basic precious and other non-ferrous metals	-	5	1	-	1	-

*Continued*

TABLE 12 - *Continued*

2009 PSIC Code	Region/ Industry Description	Nationality with Highest Capital Participation Rate					
		German	Japanese	Korean	Singaporean	Taiwanese	Other Nationalities
		(8)	(9)	(10)	(11)	(12)	(13)
C243	Casting of metals	-	7	-	-	-	-
C251	Manufacture of structural metal products, tanks, reservoirs and steam generators	-	6	-	-	1	-
C252	Manufacture of weapons and ammunition	-	-	-	-	-	-
C259	Manufacture of other fabricated metal products; metal working service activities	-	15	3	1	5	2
C261	Manufacture of electronic components	3	40	7	4	2	5
C262	Manufacture of computers and peripheral equipment and accessories	-	9	3	-	1	1
C263	Manufacture of communication equipment	-	2	3	1	-	1
C264	Manufacture of consumer electronics	-	-	3	-	1	1
C265	Manufacture of measuring, testing, navigating and control equipment; watches and clocks	-	2	3	-	-	1
C267	Manufacture of optical instruments and photographic equipment	-	10	2	1	-	1
C271	Manufacture of electric motors, generators, transformers and electricity distribution and control apparatus	-	4	2	-	4	-
C272	Manufacture of batteries and accumulators	-	2	-	-	1	-
C273	Manufacture of wiring and wiring devices	-	7	1	-	1	-
C274	Manufacture of electric lighting equipment	-	5	-	-	5	-
C275	Manufacture of domestic appliances	-	-	-	-	1	-
C279	Manufacture of other electrical equipment	-	2	-	-	-	-
C281	Manufacture of general purpose machinery	-	10	-	1	2	-
C282	Manufacture of special purpose machinery	-	10	3	-	1	2
C291	Manufacture of motor vehicles	-	7	-	-	-	-
C292	Manufacture of bodies (coachwork) for motor vehicles; manufacture of trailers and semi-trailers	-	-	-	-	-	-
C293	Manufacture of parts and accessories for motor vehicles	2	31	1	3	-	1
C301	Building of ships and boats	-	1	1	1	-	-
C303	Manufacture of air and spacecraft and related machinery	-	1	-	-	-	-
C309	Manufacture of transport equipment, n.e.c.	-	7	-	-	1	1
C310	Manufacture of furniture	1	4	-	-	-	1
C321	Manufacture of jewelry, bijouterie and related articles	-	1	-	-	-	3
C322	Manufacture of musical instruments	-	-	-	-	-	-
C323	Manufacture of sports goods	-	4	-	-	2	1
C324	Manufacture of games and toys	-	6	1	-	1	-
C325	Manufacture of medical and dental instruments and supplies	1	5	-	1	1	2
C329	Other manufacturing, n.e.c.	-	3	-	-	-	-
C331	Repair of fabricated metal products, machinery and equipment	-	2	-	1	-	1
C332	Installation of industrial machinery and equipment	-	-	-	-	-	-

*Continued*

TABLE 12 - *Continued*

2009 PSIC Code	Region/ Industry Description	Nationality with Highest Capital Participation Rate					
		German	Japanese	Korean	Singaporean	Taiwanese	Other Nationalities
		(8)	(9)	(10)	(11)	(12)	(13)
	<b>National Capital Region</b>	<b>3</b>	<b>4</b>	<b>-</b>	<b>1</b>	<b>1</b>	<b>8</b>
C101	Processing and preserving of meat	-	-	-	-	-	-
C102	Processing and preserving of fish, crustaceans and mollusks	-	-	-	-	-	-
C103	Processing and preserving of fruits and vegetables	-	-	-	-	-	-
C104	Manufacture of vegetable and animal oils and fats	-	-	-	-	-	-
C105	Manufacture of dairy products	-	-	-	-	-	1
C106	Manufacture of grain mill products, starches and starch products	-	-	-	-	-	-
C107	Manufacture of other food products	-	-	-	-	-	-
C108	Manufacture of prepared animal feeds	-	-	-	-	-	-
C110	Manufacture of beverages	-	-	-	-	-	-
C120	Manufacture of tobacco products	-	-	-	-	-	4
C131	Spinning, weaving and finishing of textiles	-	-	-	-	-	-
C139	Manufacture of other textiles	-	-	-	-	-	-
C141	Manufacture of wearing apparel, except fur apparel	-	-	-	-	-	-
C142	Custom tailoring and dressmaking	-	-	-	-	-	-
C143	Manufacture of knitted and crocheted apparel	-	-	-	-	-	-
C151	Tanning and dressing of leather; manufacture of luggage and handbags	-	-	-	-	-	-
C152	Manufacture of footwear	-	-	-	-	-	-
C161	Sawmilling and planing of wood	-	-	-	-	-	-
C162	Manufacture of products of wood, cork, straw and plaiting materials	-	-	-	-	-	-
C170	Manufacture of paper and paper products	-	-	-	-	-	-
C181	Printing and service activities related to printing	-	-	-	-	-	-
C182	Reproduction of recorded media	-	-	-	-	-	-
C192	Manufacture of refined petroleum products	}	-	-	-	-	-
C199	Manufacture of other fuel products		-	-	-	-	-
C201	Manufacture of basic chemicals	-	-	-	-	-	-
C202	Manufacture of other chemical products, n.e.c.	}	-	-	-	-	-
C203	Manufacture of man-made fibers		-	-	-	-	-
C210	Manufacture of pharmaceuticals, medicinal chemical and botanical products	-	-	-	-	-	-
C221	Manufacture of rubber products	-	-	-	-	-	-
C222	Manufacture of plastic products	-	-	-	-	-	-
C231	Manufacture of glass and glass products	-	1	-	-	-	-
C239	Manufacture of non-metallic mineral products, n.e.c.	-	-	-	-	-	1
C241	Manufacture of basic iron and steel	-	-	-	-	-	-
C242	Manufacture of basic precious and other non-ferrous metals	-	1	-	-	-	-
C243	Casting of metals	-	-	-	-	-	-

*Continued*

TABLE 12 - *Continued*

2009 PSIC Code	Region/ Industry Description	Nationality with Highest Capital Participation Rate					
		German	Japanese	Korean	Singaporean	Taiwanese	Other Nationalities
		(8)	(9)	(10)	(11)	(12)	(13)
C251	Manufacture of structural metal products, tanks, reservoirs and steam generators	-	-	-	-	-	-
C252	Manufacture of weapons and ammunition	-	-	-	-	-	-
C259	Manufacture of other fabricated metal products; metal working service activities	-	-	-	-	-	-
C261	Manufacture of electronic components	1	-	-	-	-	-
C262	Manufacture of computers and peripheral equipment and accessories	-	-	-	-	-	-
C263	Manufacture of communication equipment						
C264	Manufacture of consumer electronics						
C265	Manufacture of measuring, testing, navigating and control equipment; watches and clocks						
C267	Manufacture of optical instruments and photographic equipment						
C271	Manufacture of electric motors, generators, transformers and electricity distribution and control apparatus	-	-	-	-	-	-
C272	Manufacture of batteries and accumulators	-	-	-	-	-	-
C273	Manufacture of wiring and wiring devices	-	-	-	-	-	-
C274	Manufacture of electric lighting equipment	-	-	-	-	-	-
C275	Manufacture of domestic appliances	-	-	-	-	-	-
C279	Manufacture of other electrical equipment	s	s	s	s	s	s
C281	Manufacture of general purpose machinery	-	-	-	-	-	-
C282	Manufacture of special purpose machinery	-	-	-	-	-	1
C291	Manufacture of motor vehicles	-	-	-	-	-	-
C292	Manufacture of bodies (coachwork) for motor vehicles; manufacture of trailers and semi-trailers	-	-	-	-	-	-
C293	Manufacture of parts and accessories for motor vehicles	1	-	-	-	-	-
C301	Building of ships and boats	-	1	-	-	-	-
C303	Manufacture of air and spacecraft and related machinery						
C309	Manufacture of transport equipment, n.e.c.						
C310	Manufacture of furniture	-	-	-	-	-	-
C321	Manufacture of jewelry, bijouterie and related articles	-	-	-	-	-	-
C322	Manufacture of musical instruments						
C323	Manufacture of sports goods	-	1	-	-	1	-
C324	Manufacture of games and toys	-	-	-	-	-	-
C325	Manufacture of medical and dental instruments and supplies	1	-	-	1	-	-
C329	Other manufacturing, n.e.c.	-	-	-	-	-	-
C331	Repair of fabricated metal products, machinery and equipment	-	-	-	-	-	1
C332	Installation of industrial machinery and equipment	s	s	s	s	s	s

*Continued*



TABLE 12 - *Continued*

2009 PSIC Code	Region/ Industry Description	Nationality with Highest Capital Participation Rate					
		German	Japanese	Korean	Singaporean	Taiwanese	Other Nationalities
		(8)	(9)	(10)	(11)	(12)	(13)
	<b>Cordillera Administrative Region</b>	-	-	-	-	-	<b>3</b>
C101	Processing and preserving of meat	S	S	S	S	S	S
C103	Processing and preserving of fruits and vegetables	-	-	-	-	-	-
C105	Manufacture of dairy products	S	S	S	S	S	S
C106	Manufacture of grain mill products, starches and starch products	-	-	-	-	-	-
C107	Manufacture of other food products	-	-	-	-	-	-
C110	Manufacture of beverages	-	-	-	-	-	-
C131	Spinning, weaving and finishing of textiles	}	}	}	}	}	1
C139	Manufacture of other textiles						
C141	Manufacture of wearing apparel, except fur apparel	S	S	S	S	S	S
C142	Custom tailoring and dressmaking	-	-	-	-	-	-
C162	Manufacture of products of wood, cork, straw and plaiting materials	S	S	S	S	S	S
C170	Manufacture of paper and paper products	S	S	S	S	S	S
C181	Printing and service activities related to printing	-	-	-	-	-	-
C201	Manufacture of basic chemicals	S	S	S	S	S	S
C202	Manufacture of other chemical products, n.e.c.	S	S	S	S	S	S
C221	Manufacture of rubber products	}	}	}	}	}	-
C222	Manufacture of plastic products						
C231	Manufacture of glass and glass products	S	S	S	S	S	S
C239	Manufacture of non-metallic mineral products, n.e.c.	S	S	S	S	S	S
C241	Manufacture of basic iron and steel	S	S	S	S	S	S
C242	Manufacture of basic precious and other non-ferrous metals	S	S	S	S	S	S
C251	Manufacture of structural metal products, tanks, reservoirs and steam generators	}	}	}	}	}	-
C259	Manufacture of other fabricated metal products; metal working service activities						
C261	Manufacture of electronic components	-	-	-	-	-	1
C281	Manufacture of general purpose machinery	}	}	}	}	}	-
C282	Manufacture of special purpose machinery						
C303	Manufacture of air and spacecraft and related machinery	S	S	S	S	S	S
C310	Manufacture of furniture	S	S	S	S	S	S
C321	Manufacture of jewelry, bijouterie and related articles	S	S	S	S	S	S
C331	Repair of fabricated metal products, machinery and equipment	S	S	S	S	S	S
	<b>I - Ilocos Region</b>	-	-	-	-	-	<b>1</b>
C101	Processing and preserving of meat	-	-	-	-	-	-
C102	Processing and preserving of fish, crustaceans and mollusks	S	S	S	S	S	S

*Continued*

TABLE 12 - *Continued*

2009 PSIC Code	Region/ Industry Description	Nationality with Highest Capital Participation Rate					
		German	Japanese	Korean	Singaporean	Taiwanese	Other Nationalities
		(8)	(9)	(10)	(11)	(12)	(13)
C103	Processing and preserving of fruits and vegetables	s	s	s	s	s	s
C105	Manufacture of dairy products	s	s	s	s	s	s
C106	Manufacture of grain mill products, starches and starch products	-	-	-	-	-	-
C107	Manufacture of other food products	-	-	-	-	-	-
C108	Manufacture of prepared animal feeds	-	-	-	-	-	-
C110	Manufacture of beverages	-	-	-	-	-	1
C120	Manufacture of tobacco products	-	-	-	-	-	-
C131	Spinning, weaving and finishing of textiles	-	-	-	-	-	-
C141	Manufacture of wearing apparel, except fur apparel	-	-	-	-	-	-
C142	Custom tailoring and dressmaking	s	s	s	s	s	s
C162	Manufacture of products of wood, cork, straw and plaiting materials	-	-	-	-	-	-
C170	Manufacture of paper and paper products	s	s	s	s	s	s
C181	Printing and service activities related to printing	-	-	-	-	-	-
C201	Manufacture of basic chemicals	-	-	-	-	-	-
C202	Manufacture of other chemical products, n.e.c.	-	-	-	-	-	-
C210	Manufacture of pharmaceuticals, medicinal chemical and botanical products	s	s	s	s	s	s
C221	Manufacture of rubber products	s	s	s	s	s	s
C222	Manufacture of plastic products	s	s	s	s	s	s
C239	Manufacture of non-metallic mineral products, n.e.c.	-	-	-	-	-	-
C241	Manufacture of basic iron and steel	-	-	-	-	-	-
C251	Manufacture of structural metal products, tanks, reservoirs and steam generators	-	-	-	-	-	-
C259	Manufacture of other fabricated metal products; metal working service activities	-	-	-	-	-	-
C282	Manufacture of special purpose machinery	-	-	-	-	-	-
C292	Manufacture of bodies (coachwork) for motor vehicles; manufacture of trailers and semi-trailers	-	-	-	-	-	-
C293	Manufacture of parts and accessories for motor vehicles	-	-	-	-	-	-
C309	Manufacture of transport equipment, n.e.c.	s	s	s	s	s	s
C310	Manufacture of furniture	-	-	-	-	-	-
C321	Manufacture of jewelry, bijouterie and related articles	-	-	-	-	-	-
C324	Manufacture of games and toys	-	-	-	-	-	-
C329	Other manufacturing, n.e.c.	-	-	-	-	-	-
C331	Repair of fabricated metal products, machinery and equipment	-	-	-	-	-	-
<b>II - Cagayan Valley</b>		-	-	-	-	-	<b>2</b>
C101	Processing and preserving of meat	-	-	-	-	-	-

*Continued*

TABLE 12 - *Continued*

2009 PSIC Code	Region/ Industry Description	Nationality with Highest Capital Participation Rate					
		German	Japanese	Korean	Singaporean	Taiwanese	Other Nationalities
		(8)	(9)	(10)	(11)	(12)	(13)
C102	Processing and preserving of fish, crustaceans and mollusks	S	S	S	S	S	S
C103	Processing and preserving of fruits and vegetables	-	-	-	-	-	-
C105	Manufacture of dairy products	S	S	S	S	S	S
C106	Manufacture of grain mill products, starches and starch products	-	-	-	-	-	-
C107	Manufacture of other food products	-	-	-	-	-	-
C108	Manufacture of prepared animal feeds	-	-	-	-	-	-
C110	Manufacture of beverages	-	-	-	-	-	1
C120	Manufacture of tobacco products	S	S	S	S	S	S
C131	Spinning, weaving and finishing of textiles	S	S	S	S	S	S
C139	Manufacture of other textiles	S	S	S	S	S	S
C142	Custom tailoring and dressmaking	-	-	-	-	-	-
C162	Manufacture of products of wood, cork, straw and plaiting materials	S	S	S	S	S	S
C181	Printing and service activities related to printing	-	-	-	-	-	-
C182	Reproduction of recorded media	S	S	S	S	S	S
C192	Manufacture of refined petroleum products	S	S	S	S	S	S
C199	Manufacture of other fuel products	S	S	S	S	S	S
C201	Manufacture of basic chemicals	S	S	S	S	S	S
C231	Manufacture of glass and glass products	}	}	}	}	}	}
C239	Manufacture of non-metallic mineral products, n.e.c.						
C251	Manufacture of structural metal products, tanks, reservoirs and steam generators						
C259	Manufacture of other fabricated metal products; metal working service activities						
C282	Manufacture of special purpose machinery	-	-	-	-	-	-
C310	Manufacture of furniture	S	S	S	S	S	S
C321	Manufacture of jewelry, bijouterie and related articles	S	S	S	S	S	S
C329	Other manufacturing, n.e.c.	S	S	S	S	S	S
C331	Repair of fabricated metal products, machinery and equipment	-	-	-	-	-	-
	<b>III - Central Luzon</b>	<b>3</b>	<b>31</b>	<b>9</b>	<b>2</b>	<b>12</b>	<b>13</b>
C101	Processing and preserving of meat	-	-	-	-	-	-
C102	Processing and preserving of fish, crustaceans and mollusks	-	-	-	-	-	1
C103	Processing and preserving of fruits and vegetables	-	-	-	-	-	-
C104	Manufacture of vegetable and animal oils and fats	-	-	-	-	-	-
C105	Manufacture of dairy products	-	-	-	-	-	-
C106	Manufacture of grain mill products, starches and starch products	-	-	-	1	-	-

*Continued*

TABLE 12 - *Continued*

2009 PSIC Code	Region/ Industry Description	Nationality with Highest Capital Participation Rate					
		German	Japanese	Korean	Singaporean	Taiwanese	Other Nationalities
		(8)	(9)	(10)	(11)	(12)	(13)
C107	Manufacture of other food products	-	-	-	-	-	-
C108	Manufacture of prepared animal feeds	-	1	1	-	-	-
C110	Manufacture of beverages	-	-	-	-	-	1
C120	Manufacture of tobacco products	s	s	s	s	s	s
C131	Spinning, weaving and finishing of textiles	-	-	-	-	-	-
C139	Manufacture of other textiles	-	-	3	-	1	-
C141	Manufacture of wearing apparel, except fur apparel	1	1	1	-	2	3
C142	Custom tailoring and dressmaking	-	-	-	-	-	-
C143	Manufacture of knitted and crocheted apparel	-	-	-	-	-	-
C151	Tanning and dressing of leather; manufacture of luggage and handbags	-	-	-	-	-	1
C152	Manufacture of footwear	1	-	1	-	-	-
C161	Sawmilling and planing of wood	-	-	-	-	-	-
C162	Manufacture of products of wood, cork, straw and plaiting materials	-	1	-	-	-	-
C170	Manufacture of paper and paper products	-	-	-	-	-	1
C181	Printing and service activities related to printing	-	-	-	-	-	-
C192	Manufacture of refined petroleum products	-	-	-	-	-	-
C201	Manufacture of basic chemicals	-	2	-	-	-	-
C202	Manufacture of other chemical products, n.e.c.	-	-	-	-	-	-
C210	Manufacture of pharmaceuticals, medicinal chemical and botanical products	-	1	-	-	-	-
C221	Manufacture of rubber products	-	1	-	-	-	-
C222	Manufacture of plastic products	-	2	-	-	-	-
C231	Manufacture of glass and glass products	-	1	-	-	-	2
C239	Manufacture of non-metallic mineral products, n.e.c.	-	-	-	-	1	-
C241	Manufacture of basic iron and steel	-	-	-	-	-	-
C242	Manufacture of basic precious and other non-ferrous metals	-	-	-	-	1	-
C243	Casting of metals	-	-	-	-	-	-
C251	Manufacture of structural metal products, tanks, reservoirs and steam generators	-	-	-	-	-	-
C252	Manufacture of weapons and ammunition	-	-	-	-	-	-
C259	Manufacture of other fabricated metal products; metal working service activities	-	-	-	-	-	-
C261	Manufacture of electronic components	1	5	1	-	-	1
C262	Manufacture of computers and peripheral equipment and accessories	-	2	-	-	1	1
C264	Manufacture of consumer electronics	-	-	-	-	1	-
C265	Manufacture of measuring, testing, navigating and control equipment; watches and clocks	-	-	-	-	1	-
C271	Manufacture of electric motors, generators, transformers and electricity distribution and control apparatus	-	1	-	-	1	-

*Continued*

TABLE 12 - *Continued*

2009 PSIC Code	Region/ Industry Description	Nationality with Highest Capital Participation Rate					
		German	Japanese	Korean	Singaporean	Taiwanese	Other Nationalities
		(8)	(9)	(10)	(11)	(12)	(13)
C272	Manufacture of batteries and accumulators	-	-	-	-	-	-
C273	Manufacture of wiring and wiring devices	-	-	-	-	-	-
C274	Manufacture of electric lighting equipment	-	-	-	-	1	-
C275	Manufacture of domestic appliances	-	-	-	-	1	-
C279	Manufacture of other electrical equipment	-	1	-	-	-	-
C281	Manufacture of general purpose machinery	-	2	-	-	1	-
C282	Manufacture of special purpose machinery	-	1	1	-	-	1
C291	Manufacture of motor vehicles	}	}	}	}	}	}
C292	Manufacture of bodies (coachwork) for motor vehicles; manufacture of trailers and semi-trailers						
C293	Manufacture of parts and accessories for motor vehicles						
C301	Building of ships and boats	s	s	s	s	s	s
C303	Manufacture of air and spacecraft and related machinery	-	1	-	-	-	-
C309	Manufacture of transport equipment, n.e.c.	-	-	-	-	-	-
C310	Manufacture of furniture	-	-	-	-	-	-
C321	Manufacture of jewelry, bijouterie and related articles	-	-	-	-	-	-
C322	Manufacture of musical instruments	s	s	s	s	s	s
C323	Manufacture of sports goods	-	1	-	-	-	-
C324	Manufacture of games and toys	-	2	-	-	-	-
C325	Manufacture of medical and dental instruments and supplies	-	1	-	-	1	1
C329	Other manufacturing, n.e.c.	-	-	-	-	-	-
C331	Repair of fabricated metal products, machinery and equipment	-	-	-	1	-	-
C332	Installation of industrial machinery and equipment	s	s	s	s	s	s
	<b>IVA - CALABARZON</b>	<b>3</b>	<b>166</b>	<b>58</b>	<b>13</b>	<b>24</b>	<b>21</b>
C101	Processing and preserving of meat	-	-	-	-	-	1
C102	Processing and preserving of fish, crustaceans and mollusks	-	-	-	-	-	-
C103	Processing and preserving of fruits and vegetables	-	-	-	-	-	-
C104	Manufacture of vegetable and animal oils and fats	-	-	-	-	-	-
C105	Manufacture of dairy products	-	-	-	-	-	1
C106	Manufacture of grain mill products, starches and starch products	-	-	-	-	-	-
C107	Manufacture of other food products	-	-	-	-	-	1
C108	Manufacture of prepared animal feeds	-	-	-	-	-	-
C110	Manufacture of beverages	-	-	1	-	-	2
C120	Manufacture of tobacco products	-	-	-	-	-	2
C131	Spinning, weaving and finishing of textiles	-	-	3	-	-	-
C139	Manufacture of other textiles	-	-	2	-	-	-
C141	Manufacture of wearing apparel, except fur apparel	1	3	14	-	1	-

*Continued*

TABLE 12 - *Continued*

2009 PSIC Code	Region/ Industry Description	Nationality with Highest Capital Participation Rate					
		German	Japanese	Korean	Singaporean	Taiwanese	Other Nationalities
		(8)	(9)	(10)	(11)	(12)	(13)
C142	Custom tailoring and dressmaking	-	-	-	-	-	-
C143	Manufacture of knitted and crocheted apparel	s	s	s	s	s	s
C151	Tanning and dressing of leather; manufacture of luggage and handbags	-	1	-	-	-	-
C152	Manufacture of footwear	-	1	-	-	-	-
C161	Sawmilling and planing of wood	}	1	-	1	-	-
C162	Manufacture of products of wood, cork, straw and plaiting materials						
C170	Manufacture of paper and paper products						
C181	Printing and service activities related to printing	-	1	-	-	-	-
C182	Reproduction of recorded media	s	s	s	s	s	s
C192	Manufacture of refined petroleum products	}	-	-	-	-	-
C199	Manufacture of other fuel products						
C201	Manufacture of basic chemicals	-	1	-	-	-	-
C202	Manufacture of other chemical products, n.e.c.	-	2	-	-	-	-
C210	Manufacture of pharmaceuticals, medicinal chemical and botanical products	-	-	-	-	-	-
C221	Manufacture of rubber products	-	7	1	-	-	-
C222	Manufacture of plastic products	-	16	3	1	2	-
C231	Manufacture of glass and glass products	-	-	-	-	-	1
C239	Manufacture of non-metallic mineral products, n.e.c.	-	-	-	-	-	2
C241	Manufacture of basic iron and steel	-	3	1	-	1	-
C242	Manufacture of basic precious and other non-ferrous metals	-	1	1	-	-	-
C243	Casting of metals	-	6	-	-	-	-
C251	Manufacture of structural metal products, tanks, reservoirs and steam generators	-	5	-	-	1	-
C259	Manufacture of other fabricated metal products; metal working service activities	-	11	3	1	5	2
C261	Manufacture of electronic components	1	27	6	4	2	3
C262	Manufacture of computers and peripheral equipment and accessories	-	6	3	-	-	-
C263	Manufacture of communication equipment	-	1	3	-	-	-
C264	Manufacture of consumer electronics	-	-	3	-	-	1
C265	Manufacture of measuring, testing, navigating and control equipment; watches and clocks	-	1	3	-	-	-
C267	Manufacture of optical instruments and photographic equipment	-	-	2	1	-	1
C271	Manufacture of electric motors, generators, transformers and electricity distribution and control apparatus	-	2	2	-	3	-
C272	Manufacture of batteries and accumulators	-	2	-	-	1	-
C273	Manufacture of wiring and wiring devices	-	6	1	-	1	-
C274	Manufacture of electric lighting equipment	-	3	-	-	2	-

*Continued*

TABLE 12 - *Continued*

2009 PSIC Code	Region/ Industry Description	Nationality with Highest Capital Participation Rate					
		German	Japanese	Korean	Singaporean	Taiwanese	Other Nationalities
		(8)	(9)	(10)	(11)	(12)	(13)
C275	Manufacture of domestic appliances	-	-	-	-	-	-
C279	Manufacture of other electrical equipment	-	1	-	-	-	-
C281	Manufacture of general purpose machinery	-	5	-	1	1	-
C282	Manufacture of special purpose machinery	-	9	2	-	1	-
C291	Manufacture of motor vehicles	-	6	-	-	-	-
C292	Manufacture of bodies (coachwork) for motor vehicles; manufacture of trailers and semi-trailers	-	-	-	-	-	-
C293	Manufacture of parts and accessories for motor vehicles	1	23	1	2	-	-
C301	Building of ships and boats	-	-	-	1	-	-
C303	Manufacture of air and spacecraft and related machinery	}	5	-	-	1	1
C309	Manufacture of transport equipment, n.e.c.						
C310	Manufacture of furniture	-	1	-	-	-	-
C321	Manufacture of jewelry, bijouterie and related articles	-	1	-	-	-	-
C323	Manufacture of sports goods	-	2	-	-	-	1
C324	Manufacture of games and toys	-	1	1	-	1	-
C325	Manufacture of medical and dental instruments and supplies	-	1	-	-	-	1
C329	Other manufacturing, n.e.c.	-	1	-	-	-	-
C331	Repair of fabricated metal products, machinery and equipment	-	-	-	-	-	-
	<b>MIMAROPA</b>	-	1	-	1	-	-
C101	Processing and preserving of meat	s	s	s	s	s	s
C103	Processing and preserving of fruits and vegetables	s	s	s	s	s	s
C104	Manufacture of vegetable and animal oils and fats	-	-	-	1	-	-
C105	Manufacture of dairy products	s	s	s	s	s	s
C106	Manufacture of grain mill products, starches and starch products	-	-	-	-	-	-
C107	Manufacture of other food products	-	-	-	-	-	-
C110	Manufacture of beverages	s	s	s	s	s	s
C131	Spinning, weaving and finishing of textiles	s	s	s	s	s	s
C142	Custom tailoring and dressmaking	s	s	s	s	s	s
C151	Tanning and dressing of leather; manufacture of luggage and handbags	s	s	s	s	s	s
C162	Manufacture of products of wood, cork, straw and plaiting materials	s	s	s	s	s	s
C181	Printing and service activities related to printing	-	-	-	-	-	-
C192	Manufacture of refined petroleum products	s	s	s	s	s	s
C201	Manufacture of basic chemicals	s	s	s	s	s	s
C202	Manufacture of other chemical products, n.e.c.	s	s	s	s	s	s
C210	Manufacture of pharmaceuticals, medicinal chemical and botanical products	s	s	s	s	s	s

*Continued*

TABLE 12 - *Continued*

2009 PSIC Code	Region/ Industry Description	Nationality with Highest Capital Participation Rate					
		German	Japanese	Korean	Singaporean	Taiwanese	Other Nationalities
		(8)	(9)	(10)	(11)	(12)	(13)
C222	Manufacture of plastic products	s	s	s	s	s	s
C239	Manufacture of non-metallic mineral products, n.e.c.	-	-	-	-	-	-
C242	Manufacture of basic precious and other non-ferrous metals	s	s	s	s	s	s
C259	Manufacture of other fabricated metal products; metal working service activities	s	s	s	s	s	s
C282	Manufacture of special purpose machinery	s	s	s	s	s	s
C310	Manufacture of furniture	-	-	-	-	-	-
C331	Repair of fabricated metal products, machinery and equipment	-	-	-	-	-	-
	<b>V - Bicol Region</b>	-	-	-	-	1	1
C101	Processing and preserving of meat	-	-	-	-	-	-
C102	Processing and preserving of fish, crustaceans and mollusks	-	-	-	-	-	-
C103	Processing and preserving of fruits and vegetables	-	-	-	-	-	-
C104	Manufacture of vegetable and animal oils and fats	-	-	-	-	-	-
C105	Manufacture of dairy products	-	-	-	-	-	-
C106	Manufacture of grain mill products, starches and starch products	-	-	-	-	-	-
C107	Manufacture of other food products	-	-	-	-	-	-
C108	Manufacture of prepared animal feeds	-	-	-	-	-	-
C110	Manufacture of beverages	-	-	-	-	-	1
C120	Manufacture of tobacco products	s	s	s	s	s	s
C131	Spinning, weaving and finishing of textiles	-	-	-	-	-	-
C139	Manufacture of other textiles	-	-	-	-	-	-
C141	Manufacture of wearing apparel, except fur apparel	-	-	-	-	-	-
C142	Custom tailoring and dressmaking	-	-	-	-	-	-
C152	Manufacture of footwear	s	s	s	s	s	s
C162	Manufacture of products of wood, cork, straw and plaiting materials	-	-	-	-	-	-
C170	Manufacture of paper and paper products	s	s	s	s	s	s
C181	Printing and service activities related to printing	-	-	-	-	-	-
C192	Manufacture of refined petroleum products	s	s	s	s	s	s
C201	Manufacture of basic chemicals	s	s	s	s	s	s
C210	Manufacture of pharmaceuticals, medicinal chemical and botanical products	s	s	s	s	s	s
C231	Manufacture of glass and glass products	-	-	-	-	1	-
C239	Manufacture of non-metallic mineral products, n.e.c.	-	-	-	-	-	-
C241	Manufacture of basic iron and steel	-	-	-	-	-	-
C242	Manufacture of basic precious and other non-ferrous metals	-	-	-	-	-	-

*Continued*



TABLE 12 - *Continued*

2009 PSIC Code	Region/ Industry Description	Nationality with Highest Capital Participation Rate					
		German	Japanese	Korean	Singaporean	Taiwanese	Other Nationalities
		(8)	(9)	(10)	(11)	(12)	(13)
C251	Manufacture of structural metal products, tanks, reservoirs and steam generators	-	-	-	-	-	-
C259	Manufacture of other fabricated metal products; metal working service activities	-	-	-	-	-	-
C282	Manufacture of special purpose machinery	\$	\$	\$	\$	\$	\$
C293	Manufacture of parts and accessories for motor vehicles	\$	\$	\$	\$	\$	\$
C310	Manufacture of furniture	\$	\$	\$	\$	\$	\$
C329	Other manufacturing, n.e.c.	\$	\$	\$	\$	\$	\$
C331	Repair of fabricated metal products, machinery and equipment	\$	\$	\$	\$	\$	\$
	<b>VI - Western Visayas</b>	-	-	-	-	-	-
C101	Processing and preserving of meat	-	-	-	-	-	-
C102	Processing and preserving of fish, crustaceans and mollusks	-	-	-	-	-	-
C103	Processing and preserving of fruits and vegetables	-	-	-	-	-	-
C104	Manufacture of vegetable and animal oils and fats	-	-	-	-	-	-
C105	Manufacture of dairy products	-	-	-	-	-	-
C106	Manufacture of grain mill products, starches and starch products	-	-	-	-	-	-
C107	Manufacture of other food products	-	-	-	-	-	-
C108	Manufacture of prepared animal feeds	-	-	-	-	-	-
C110	Manufacture of beverages	-	-	-	-	-	-
C131	Spinning, weaving and finishing of textiles	-	-	-	-	-	-
C139	Manufacture of other textiles	-	-	-	-	-	-
C141	Manufacture of wearing apparel, except fur apparel	-	-	-	-	-	-
C142	Custom tailoring and dressmaking	-	-	-	-	-	-
C161	Sawmilling and planing of wood	-	-	-	-	-	-
C162	Manufacture of products of wood, cork, straw and plaiting materials	-	-	-	-	-	-
C170	Manufacture of paper and paper products	\$	\$	\$	\$	\$	\$
C181	Printing and service activities related to printing	-	-	-	-	-	-
C199	Manufacture of other fuel products	\$	\$	\$	\$	\$	\$
C201	Manufacture of basic chemicals	-	-	-	-	-	-
C202	Manufacture of other chemical products, n.e.c.	-	-	-	-	-	-
C210	Manufacture of pharmaceuticals, medicinal chemical and botanical products	-	-	-	-	-	-
C222	Manufacture of plastic products	-	-	-	-	-	-
C231	Manufacture of glass and glass products	-	-	-	-	-	-
C239	Manufacture of non-metallic mineral products, n.e.c.	-	-	-	-	-	-
C241	Manufacture of basic iron and steel	-	-	-	-	-	-
C243	Casting of metals	-	-	-	-	-	-

*Continued*

TABLE 12 - *Continued*

2009 PSIC Code	Region/ Industry Description	Nationality with Highest Capital Participation Rate					
		German	Japanese	Korean	Singaporean	Taiwanese	Other Nationalities
		(8)	(9)	(10)	(11)	(12)	(13)
C251	Manufacture of structural metal products, tanks, reservoirs and steam generators	-	-	-	-	-	-
C259	Manufacture of other fabricated metal products; metal working service activities	-	-	-	-	-	-
C273	Manufacture of wiring and wiring devices	s	s	s	s	s	s
C275	Manufacture of domestic appliances	s	s	s	s	s	s
C282	Manufacture of special purpose machinery	s	s	s	s	s	s
C310	Manufacture of furniture	-	-	-	-	-	-
C329	Other manufacturing, n.e.c.	-	-	-	-	-	-
C331	Repair of fabricated metal products, machinery and equipment	-	-	-	-	-	-
	<b>VII - Central Visayas</b>	<b>2</b>	<b>70</b>	<b>-</b>	<b>4</b>	<b>13</b>	<b>9</b>
C101	Processing and preserving of meat	-	-	-	-	-	-
C102	Processing and preserving of fish, crustaceans and mollusks	-	-	-	-	-	-
C103	Processing and preserving of fruits and vegetables	-	-	-	-	-	-
C104	Manufacture of vegetable and animal oils and fats	-	-	-	1	-	-
C105	Manufacture of dairy products	-	-	-	-	-	-
C106	Manufacture of grain mill products, starches and starch products	-	-	-	-	-	-
C107	Manufacture of other food products	-	-	-	1	-	-
C108	Manufacture of prepared animal feeds	-	-	-	-	-	-
C110	Manufacture of beverages	-	-	-	-	-	1
C131	Spinning, weaving and finishing of textiles	-	-	-	-	-	-
C139	Manufacture of other textiles	-	-	-	-	2	-
C141	Manufacture of wearing apparel, except fur apparel	1	6	-	-	6	-
C142	Custom tailoring and dressmaking	s	s	s	s	s	s
C151	Tanning and dressing of leather; manufacture of luggage and handbags	s	s	s	s	s	s
C152	Manufacture of footwear	-	-	-	-	-	-
C161	Sawmilling and planing of wood	}	-	-	-	-	-
C162	Manufacture of products of wood, cork, straw and plaiting materials						
C170	Manufacture of paper and paper products	-	1	-	-	-	-
C181	Printing and service activities related to printing	-	-	-	-	1	-
C199	Manufacture of other fuel products	s	s	s	s	s	s
C201	Manufacture of basic chemicals	-	1	-	-	-	-
C202	Manufacture of other chemical products, n.e.c.	}	2	-	-	-	-
C203	Manufacture of man-made fibers						
C210	Manufacture of pharmaceuticals, medicinal chemical and botanical products						

*Continued*

TABLE 12 - *Continued*

2009 PSIC Code	Region/ Industry Description	Nationality with Highest Capital Participation Rate					
		German	Japanese	Korean	Singaporean	Taiwanese	Other Nationalities
		(8)	(9)	(10)	(11)	(12)	(13)
C221	Manufacture of rubber products	-	1	-	-	-	-
C222	Manufacture of plastic products	-	-	-	-	-	-
C231	Manufacture of glass and glass products	-	1	-	-	1	-
C239	Manufacture of non-metallic mineral products, n.e.c.	-	2	-	-	-	-
C241	Manufacture of basic iron and steel						
C242	Manufacture of basic precious and other non-ferrous metals	-	1	-	-	-	1
C243	Casting of metals	-	1	-	-	-	-
C251	Manufacture of structural metal products, tanks, reservoirs and steam generators	-	1	-	-	-	-
C252	Manufacture of weapons and ammunition	s	s	s	s	s	s
C259	Manufacture of other fabricated metal products; metal working service activities	-	4	-	-	-	-
C261	Manufacture of electronic components	-	8	-	-	-	-
C262	Manufacture of computers and peripheral equipment and accessories	-	2	-	1	-	1
C263	Manufacture of communication equipment						
C265	Manufacture of measuring, testing, navigating and control equipment; watches and clocks	-	1	-	-	-	1
C267	Manufacture of optical instruments and photographic equipment	-	10	-	-	-	-
C271	Manufacture of electric motors, generators, transformers and electricity distribution and control apparatus	-	1	-	-	-	-
C273	Manufacture of wiring and wiring devices	s	s	s	s	s	s
C274	Manufacture of electric lighting equipment	-	2	-	-	2	-
C275	Manufacture of domestic appliances	-	-	-	-	-	-
C281	Manufacture of general purpose machinery	-	3	-	-	-	-
C282	Manufacture of special purpose machinery	-	-	-	-	-	-
C291	Manufacture of motor vehicles	-	1	-	-	-	-
C292	Manufacture of bodies (coachwork) for motor vehicles; manufacture of trailers and semi-trailers	-	4	-	1	-	1
C293	Manufacture of parts and accessories for motor vehicles						
C301	Building of ships and boats	-	1	-	-	-	-
C309	Manufacture of transport equipment, n.e.c.	s	s	s	s	s	s
C310	Manufacture of furniture	1	3	-	-	-	1
C321	Manufacture of jewelry, bijouterie and related articles	-	-	-	-	-	3
C322	Manufacture of musical instruments	s	s	s	s	s	s
C323	Manufacture of sports goods	s	s	s	s	s	s
C324	Manufacture of games and toys	-	3	-	-	-	-
C325	Manufacture of medical and dental instruments and supplies	-	3	-	-	-	-
C329	Other manufacturing, n.e.c.	-	2	-	-	-	-

*Continued*

TABLE 12 - *Continued*

2009 PSIC Code	Region/ Industry Description	Nationality with Highest Capital Participation Rate					
		German	Japanese	Korean	Singaporean	Taiwanese	Other Nationalities
		(8)	(9)	(10)	(11)	(12)	(13)
C331	Repair of fabricated metal products, machinery and equipment	-	2	-	-	-	-
	<b>VIII - Eastern Visayas</b>	-	-	-	-	-	-
C101	Processing and preserving of meat	s	s	s	s	s	s
C102	Processing and preserving of fish, crustaceans and mollusks	-	-	-	-	-	-
C103	Processing and preserving of fruits and vegetables	s	s	s	s	s	s
C104	Manufacture of vegetable and animal oils and fats	-	-	-	-	-	-
C106	Manufacture of grain mill products, starches and starch products	-	-	-	-	-	-
C107	Manufacture of other food products	-	-	-	-	-	-
C110	Manufacture of beverages	-	-	-	-	-	-
C139	Manufacture of other textiles	s	s	s	s	s	s
C142	Custom tailoring and dressmaking	s	s	s	s	s	s
C162	Manufacture of products of wood, cork, straw and plaiting materials	s	s	s	s	s	s
C170	Manufacture of paper and paper products	-	-	-	-	-	-
C181	Printing and service activities related to printing	-	-	-	-	-	-
C192	Manufacture of refined petroleum products	s	s	s	s	s	s
C201	Manufacture of basic chemicals	}	-	-	-	-	-
C202	Manufacture of other chemical products, n.e.c.						
C210	Manufacture of pharmaceuticals, medicinal chemical and botanical products	s	s	s	s	s	s
C221	Manufacture of rubber products	s	s	s	s	s	s
C222	Manufacture of plastic products	s	s	s	s	s	s
C231	Manufacture of glass and glass products	}	-	-	-	-	-
C239	Manufacture of non-metallic mineral products, n.e.c.						
C242	Manufacture of basic precious and other non-ferrous metals	s	s	s	s	s	s
C243	Casting of metals	s	s	s	s	s	s
C251	Manufacture of structural metal products, tanks, reservoirs and steam generators	s	s	s	s	s	s
C259	Manufacture of other fabricated metal products; metal working service activities	-	-	-	-	-	-
C273	Manufacture of wiring and wiring devices	s	s	s	s	s	s
C282	Manufacture of special purpose machinery	s	s	s	s	s	s
C310	Manufacture of furniture	-	-	-	-	-	-
C329	Other manufacturing, n.e.c.	-	-	-	-	-	-
C331	Repair of fabricated metal products, machinery and equipment	s	s	s	s	s	s

*Continued*

TABLE 12 - *Continued*

2009 PSIC Code	Region/ Industry Description	Nationality with Highest Capital Participation Rate					
		German	Japanese	Korean	Singaporean	Taiwanese	Other Nationalities
		(8)	(9)	(10)	(11)	(12)	(13)
	<b>IX - Zamboanga Peninsula</b>	-	-	-	-	-	<b>1</b>
C101	Processing and preserving of meat	-	-	-	-	-	-
C102	Processing and preserving of fish, crustaceans and mollusks	-	-	-	-	-	-
C103	Processing and preserving of fruits and vegetables	s	s	s	s	s	s
C104	Manufacture of vegetable and animal oils and fats	s	s	s	s	s	s
C105	Manufacture of dairy products	s	s	s	s	s	s
C106	Manufacture of grain mill products, starches and starch products	-	-	-	-	-	-
C107	Manufacture of other food products	-	-	-	-	-	-
C108	Manufacture of prepared animal feeds	s	s	s	s	s	s
C110	Manufacture of beverages	-	-	-	-	-	1
C142	Custom tailoring and dressmaking	s	s	s	s	s	s
C161	Sawmilling and planing of wood	s	s	s	s	s	s
C162	Manufacture of products of wood, cork, straw and plaiting materials	s	s	s	s	s	s
C181	Printing and service activities related to printing	-	-	-	-	-	-
C202	Manufacture of other chemical products, n.e.c.	s	s	s	s	s	s
C221	Manufacture of rubber products	-	-	-	-	-	-
C222	Manufacture of plastic products	-	-	-	-	-	-
C231	Manufacture of glass and glass products	-	-	-	-	-	-
C239	Manufacture of non-metallic mineral products, n.e.c.	-	-	-	-	-	-
C241	Manufacture of basic iron and steel	s	s	s	s	s	s
C251	Manufacture of structural metal products, tanks, reservoirs and steam generators	s	s	s	s	s	s
C259	Manufacture of other fabricated metal products; metal working service activities	-	-	-	-	-	-
C301	Building of ships and boats	s	s	s	s	s	s
C310	Manufacture of furniture	-	-	-	-	-	-
C324	Manufacture of games and toys	-	-	-	-	-	-
C329	Other manufacturing, n.e.c.	-	-	-	-	-	-
C331	Repair of fabricated metal products, machinery and equipment	-	-	-	-	-	-
	<b>X - Northern Mindanao</b>	<b>2</b>	<b>4</b>	<b>1</b>	<b>2</b>	<b>1</b>	<b>2</b>
C101	Processing and preserving of meat	-	-	-	-	-	-
C102	Processing and preserving of fish, crustaceans and mollusks	s	s	s	s	s	s
C103	Processing and preserving of fruits and vegetables	-	-	-	1	-	-
C104	Manufacture of vegetable and animal oils and fats	-	-	-	1	-	-
C105	Manufacture of dairy products	-	-	-	-	-	1

*Continued*

TABLE 12 - *Continued*

2009 PSIC Code	Region/ Industry Description	Nationality with Highest Capital Participation Rate					
		German	Japanese	Korean	Singaporean	Taiwanese	Other Nationalities
		(8)	(9)	(10)	(11)	(12)	(13)
C106	Manufacture of grain mill products, starches and starch products	-	-	-	-	-	-
C107	Manufacture of other food products	-	-	-	-	-	-
C108	Manufacture of prepared animal feeds	s	s	s	s	s	s
C110	Manufacture of beverages	-	-	1	-	-	-
C139	Manufacture of other textiles	s	s	s	s	s	s
C141	Manufacture of wearing apparel, except fur apparel	-	-	-	-	-	-
C142	Custom tailoring and dressmaking	-	-	-	-	-	-
C152	Manufacture of footwear	s	s	s	s	s	s
C161	Sawmilling and planing of wood	-	-	-	-	-	-
C162	Manufacture of products of wood, cork, straw and plaiting materials	-	-	-	-	1	-
C170	Manufacture of paper and paper products	1	-	-	-	-	-
C181	Printing and service activities related to printing	-	-	-	-	-	-
C192	Manufacture of refined petroleum products	s	s	s	s	s	s
C201	Manufacture of basic chemicals	-	2	-	-	-	-
C202	Manufacture of other chemical products, n.e.c.	1	-	-	-	-	1
C210	Manufacture of pharmaceuticals, medicinal chemical and botanical products	s	s	s	s	s	s
C221	Manufacture of rubber products	s	s	s	s	s	s
C222	Manufacture of plastic products	-	-	-	-	-	-
C231	Manufacture of glass and glass products	-	-	-	-	-	-
C239	Manufacture of non-metallic mineral products, n.e.c.	-	-	-	-	-	-
C241	Manufacture of basic iron and steel	-	1	-	-	-	-
C243	Casting of metals	-	-	-	-	-	-
C251	Manufacture of structural metal products, tanks, reservoirs and steam generators	-	-	-	-	-	-
C252	Manufacture of weapons and ammunition	-	-	-	-	-	-
C259	Manufacture of other fabricated metal products; metal working service activities	-	-	-	-	-	-
C282	Manufacture of special purpose machinery	-	-	-	-	-	-
C291	Manufacture of motor vehicles	-	-	-	-	-	-
C292	Manufacture of bodies (coachwork) for motor vehicles; manufacture of trailers and semi-trailers	-	-	-	-	-	-
C310	Manufacture of furniture	-	-	-	-	-	-
C321	Manufacture of jewelry, bijouterie and related articles	-	-	-	-	-	-
C324	Manufacture of games and toys	-	-	-	-	-	-
C325	Manufacture of medical and dental instruments and supplies	-	-	-	-	-	-
C329	Other manufacturing, n.e.c.	-	-	-	-	-	-
C331	Repair of fabricated metal products, machinery and equipment	-	-	-	-	-	-

*Continued*

TABLE 12 - *Continued*

2009 PSIC Code	Region/ Industry Description	Nationality with Highest Capital Participation Rate					
		German	Japanese	Korean	Singaporean	Taiwanese	Other Nationalities
		(8)	(9)	(10)	(11)	(12)	(13)
	<b>XI - Davao Region</b>	-	2	-	-	1	-
C101	Processing and preserving of meat	-	-	-	-	-	-
C102	Processing and preserving of fish, crustaceans and mollusks	-	-	-	-	-	-
C103	Processing and preserving of fruits and vegetables	-	-	-	-	-	-
C104	Manufacture of vegetable and animal oils and fats	-	-	-	-	-	-
C105	Manufacture of dairy products	s	s	s	s	s	s
C106	Manufacture of grain mill products, starches and starch products	-	-	-	-	-	-
C107	Manufacture of other food products	-	-	-	-	-	-
C108	Manufacture of prepared animal feeds	-	-	-	-	-	-
C110	Manufacture of beverages	-	-	-	-	-	-
C120	Manufacture of tobacco products	s	s	s	s	s	s
C131	Spinning, weaving and finishing of textiles	-	-	-	-	-	-
C139	Manufacture of other textiles	-	-	-	-	-	-
C141	Manufacture of wearing apparel, except fur apparel	s	s	s	s	s	s
C142	Custom tailoring and dressmaking	-	-	-	-	-	-
C152	Manufacture of footwear	-	-	-	-	-	-
C161	Sawmilling and planing of wood	-	-	-	-	-	-
C162	Manufacture of products of wood, cork, straw and plaiting materials	-	-	-	-	-	-
C170	Manufacture of paper and paper products	-	-	-	-	-	-
C181	Printing and service activities related to printing	-	-	-	-	-	-
C192	Manufacture of refined petroleum products	s	s	s	s	s	s
C201	Manufacture of basic chemicals	-	1	-	-	-	-
C202	Manufacture of other chemical products, n.e.c.	-	1	-	-	-	-
C210	Manufacture of pharmaceuticals, medicinal chemical and botanical products	-	-	-	-	-	-
C221	Manufacture of rubber products	-	-	-	-	-	-
C222	Manufacture of plastic products	-	-	-	-	-	-
C231	Manufacture of glass and glass products	-	-	-	-	-	-
C239	Manufacture of non-metallic mineral products, n.e.c.	-	-	-	-	1	-
C241	Manufacture of basic iron and steel	-	-	-	-	-	-
C242	Manufacture of basic precious and other non-ferrous metals	-	-	-	-	-	-
C243	Casting of metals	s	s	s	s	s	s
C251	Manufacture of structural metal products, tanks, reservoirs and steam generators	-	-	-	-	-	-
C252	Manufacture of weapons and ammunition	s	s	s	s	s	s
C259	Manufacture of other fabricated metal products; metal working service activities	-	-	-	-	-	-

*Continued*

TABLE 12 - *Continued*

2009 PSIC Code	Region/ Industry Description	Nationality with Highest Capital Participation Rate					
		German	Japanese	Korean	Singaporean	Taiwanese	Other Nationalities
		(8)	(9)	(10)	(11)	(12)	(13)
C265	Manufacture of measuring, testing, navigating and control equipment; watches and clocks	S	S	S	S	S	S
C275	Manufacture of domestic appliances	S	S	S	S	S	S
C279	Manufacture of other electrical equipment	S	S	S	S	S	S
C281	Manufacture of general purpose machinery	-	-	-	-	-	-
C282	Manufacture of special purpose machinery	S	S	S	S	S	S
C291	Manufacture of motor vehicles	S	S	S	S	S	S
C293	Manufacture of parts and accessories for motor vehicles	S	S	S	S	S	S
C301	Building of ships and boats	}					
C309	Manufacture of transport equipment, n.e.c.	}	-	-	-	-	-
C310	Manufacture of furniture	-	-	-	-	-	-
C321	Manufacture of jewelry, bijouterie and related articles	}	-	-	-	-	-
C329	Other manufacturing, n.e.c.	}	-	-	-	-	-
C331	Repair of fabricated metal products, machinery and equipment	-	-	-	-	-	-
	<b>XII - SOCCSKSARGEN</b>	-	2	1	-	1	1
C101	Processing and preserving of meat	-	-	-	-	1	-
C102	Processing and preserving of fish, crustaceans and mollusks	-	1	-	-	-	-
C103	Processing and preserving of fruits and vegetables	-	1	-	-	-	-
C104	Manufacture of vegetable and animal oils and fats	-	-	-	-	-	1
C105	Manufacture of dairy products	S	S	S	S	S	S
C106	Manufacture of grain mill products, starches and starch products	-	-	-	-	-	-
C107	Manufacture of other food products	-	-	-	-	-	-
C108	Manufacture of prepared animal feeds	-	-	1	-	-	-
C110	Manufacture of beverages	S	S	S	S	S	S
C131	Spinning, weaving and finishing of textiles	}					
C139	Manufacture of other textiles	}	-	-	-	-	-
C141	Manufacture of wearing apparel, except fur apparel	-	-	-	-	-	-
C142	Custom tailoring and dressmaking	S	S	S	S	S	S
C152	Manufacture of footwear	S	S	S	S	S	S
C161	Sawmilling and planing of wood	-	-	-	-	-	-
C162	Manufacture of products of wood, cork, straw and plaiting materials	-	-	-	-	-	-
C170	Manufacture of paper and paper products	S	S	S	S	S	S
C181	Printing and service activities related to printing	-	-	-	-	-	-
C192	Manufacture of refined petroleum products	S	S	S	S	S	S
C201	Manufacture of basic chemicals	-	-	-	-	-	-
C202	Manufacture of other chemical products, n.e.c.	S	S	S	S	S	S

*Continued*



TABLE 12 - *Continued*

2009 PSIC Code	Region/ Industry Description	Nationality with Highest Capital Participation Rate					
		German	Japanese	Korean	Singaporean	Taiwanese	Other Nationalities
		(8)	(9)	(10)	(11)	(12)	(13)
C210	Manufacture of pharmaceuticals, medicinal chemical and botanical products	S	S	S	S	S	S
C221	Manufacture of rubber products	-	-	-	-	-	-
C222	Manufacture of plastic products	S	S	S	S	S	S
C231	Manufacture of glass and glass products	-	-	-	-	-	-
C239	Manufacture of non-metallic mineral products, n.e.c.	-	-	-	-	-	-
C241	Manufacture of basic iron and steel	-	-	-	-	-	-
C243	Casting of metals	S	S	S	S	S	S
C251	Manufacture of structural metal products, tanks, reservoirs and steam generators	-	-	-	-	-	-
C259	Manufacture of other fabricated metal products; metal working service activities	-	-	-	-	-	-
C282	Manufacture of special purpose machinery	S	S	S	S	S	S
C301	Building of ships and boats	S	S	S	S	S	S
C309	Manufacture of transport equipment, n.e.c.	S	S	S	S	S	S
C310	Manufacture of furniture	-	-	-	-	-	-
C323	Manufacture of sports goods	S	S	S	S	S	S
C331	Repair of fabricated metal products, machinery and equipment	-	-	-	-	-	-
	<b>XIII - Caraga</b>	-	<b>2</b>	-	<b>1</b>	-	-
C101	Processing and preserving of meat	-	-	-	-	-	-
C102	Processing and preserving of fish, crustaceans and mollusks	S	S	S	S	S	S
C103	Processing and preserving of fruits and vegetables	S	S	S	S	S	S
C104	Manufacture of vegetable and animal oils and fats	-	-	-	1	-	-
C106	Manufacture of grain mill products, starches and starch products	-	-	-	-	-	-
C107	Manufacture of other food products	-	-	-	-	-	-
C108	Manufacture of prepared animal feeds	S	S	S	S	S	S
C110	Manufacture of beverages	-	-	-	-	-	-
C139	Manufacture of other textiles	S	S	S	S	S	S
C142	Custom tailoring and dressmaking	S	S	S	S	S	S
C152	Manufacture of footwear	S	S	S	S	S	S
C161	Sawmilling and planing of wood	-	-	-	-	-	-
C162	Manufacture of products of wood, cork, straw and plaiting materials	-	-	-	-	-	-
C181	Printing and service activities related to printing	-	-	-	-	-	-
C199	Manufacture of other fuel products	S	S	S	S	S	S
C201	Manufacture of basic chemicals	-	-	-	-	-	-
C202	Manufacture of other chemical products, n.e.c.	-	-	-	-	-	-
C221	Manufacture of rubber products	S	S	S	S	S	S

*Continued*

TABLE 12 - *Concluded*

2009 PSIC Code	Region/ Industry Description	Nationality with Highest Capital Participation Rate					
		German	Japanese	Korean	Singaporean	Taiwanese	Other Nationalities
		(8)	(9)	(10)	(11)	(12)	(13)
C231	Manufacture of glass and glass products						
C239	Manufacture of non-metallic mineral products, n.e.c.	-	1	-	-	-	-
C241	Manufacture of basic iron and steel						
C242	Manufacture of basic precious and other non-ferrous metals	-	1	-	-	-	-
C251	Manufacture of structural metal products, tanks, reservoirs and steam generators						
C259	Manufacture of other fabricated metal products; metal working service activities	-	-	-	-	-	-
C282	Manufacture of special purpose machinery	s	s	s	s	s	s
C301	Building of ships and boats	s	s	s	s	s	s
C309	Manufacture of transport equipment, n.e.c.	s	s	s	s	s	s
C310	Manufacture of furniture	-	-	-	-	-	-
C321	Manufacture of jewelry, bijouterie and related articles						
C324	Manufacture of games and toys	-	-	-	-	-	-
C329	Other manufacturing, n.e.c.						
C331	Repair of fabricated metal products, machinery and equipment	-	-	-	-	-	-
	<b>Autonomous Region in Muslim Mindanao</b>	-	-	-	-	-	-
C101	Processing and preserving of meat	s	s	s	s	s	s
C104	Manufacture of vegetable and animal oils and fats	s	s	s	s	s	s
C106	Manufacture of grain mill products, starches and starch products	-	-	-	-	-	-
C107	Manufacture of other food products	-	-	-	-	-	-
C108	Manufacture of prepared animal feeds	s	s	s	s	s	s
C110	Manufacture of beverages	-	-	-	-	-	-
C142	Custom tailoring and dressmaking	s	s	s	s	s	s
C221	Manufacture of rubber products	s	s	s	s	s	s
C239	Manufacture of non-metallic mineral products, n.e.c.	s	s	s	s	s	s
C301	Building of ships and boats	s	s	s	s	s	s
C310	Manufacture of furniture	s	s	s	s	s	s

- zero value

} Combined data

s Suppressed data

Note: Details may not add-up to total due to rounding and/or statistical disclosure control.

Source: Philippine Statistics Authority, 2019 Annual Survey of Philippine Business and Industry (Final Results)

# **Statistical Tables**

**by**

**Employment Grouping**

**National Tables**



Table 1a. Summary Statistics for Manufacturing Establishments by Employment Grouping: Philippines, 2019

Employment Grouping		Number of Establishments	Employment as of 15 November		Workers on Sub-Contract Agreement or Under Manpower Agencies/Contractors as of 15 November	Total Revenue
			Total	Paid Employees		
		(1)	(2)	(3)	(4)	(5)
<b>Philippines</b>		<b>24,270</b>	<b>1,392,957</b>	<b>1,378,583</b>	<b>357,398</b>	<b>6,183,846,702</b>
Micro	Establishments with Total Employment of 1 to 9	12,192	107,009	95,961	16,592	151,400,931
Small	Establishments with Total Employment of 10 to 99	9,855	467,332	464,551	91,974	1,458,938,956
Medium	Establishments with Total Employment of 100 to 199	1,175	162,412	162,286	56,865	870,128,303
Large	Establishments with Total Employment of 200 and Over	1,047	656,203	655,785	191,967	3,703,378,512

Continued

TABLE 1a - Continued

Employment Grouping		Expense			Value of Output	Intermediate Expense
		Total	Compensation	Other Expense		
		(6)	(7)	(8)	(9)	(10)
<b>Philippines</b>		<b>5,408,021,383</b>	<b>381,985,199</b>	<b>5,026,036,185</b>	<b>5,905,168,712</b>	<b>3,864,441,018</b>
Micro	Establishments with Total Employment of 1 to 9	131,708,903	11,663,940	120,044,963	139,053,267	97,545,762
Small	Establishments with Total Employment of 10 to 99	1,266,953,454	94,100,383	1,172,853,070	1,428,462,704	900,824,699
Medium	Establishments with Total Employment of 100 to 199	751,385,719	47,530,776	703,854,943	822,395,442	551,409,600
Large	Establishments with Total Employment of 200 and Over	3,257,973,308	228,690,100	3,029,283,208	3,515,257,299	2,314,660,958

Continued

TABLE 1a - Concluded

Employment Grouping		Value Added	Gross Addition to Tangible Fixed Assets	Change in Inventories	Subsidies	Sales from E-Commerce Transactions
		(11)	(12)	(13)	(14)	(15)
<b>Philippines</b>		<b>1,615,473,948</b>	<b>203,796,829</b>	<b>(28,591,982)</b>	<b>37,002,368</b>	<b>22,258,555</b>
Micro	Establishments with Total Employment of 1 to 9	36,447,597	3,071,678	2,789,478	282,887	29,961
Small	Establishments with Total Employment of 10 to 99	412,528,078	81,387,689	(5,142,124)	26,960,815	677,616
Medium	Establishments with Total Employment of 100 to 199	201,341,338	24,975,679	(25,596,297)	590,462	1,578,944
Large	Establishments with Total Employment of 200 and Over	965,156,936	94,361,783	(643,039)	9,168,205	19,972,033

- zero value

( ) Negative value

Notes: Values are in thousand pesos, except number of establishments and employment.

Details may not add-up to total due to rounding and/or statistical disclosure control.

Source: Philippine Statistics Authority, 2019 Annual Survey of Philippine Business and Industry (Final Results)

Table 2a. Number of Establishments and Employment by Type and Sex for Manufacturing Establishments by Employment Grouping: Philippines, 2019

Employment Grouping		Number of Establishments	Employment as of 15 November					
			Total		Paid		Unpaid	
			Male	Female	Male	Female	Male	Female
		(1)	(2)	(3)	(4)	(5)	(6)	(7)
Philippines		24,270	805,810	587,147	797,600	580,983	8,210	6,164
Micro	Establishments with Total Employment of 1 to 9	12,192	68,303	38,706	62,029	33,931	6,273	4,775
Small	Establishments with Total Employment of 10 to 99	9,855	295,131	172,201	293,455	171,096	1,676	1,105
Medium	Establishments with Total Employment of 100 to 199	1,175	104,064	58,348	103,989	58,297	75	51
Large	Establishments with Total Employment of 200 and Over	1,047	338,313	317,891	338,127	317,658	186	233
Note:		Details may not add-up to total due to rounding and/or statistical disclosure control.						
Source:		Philippine Statistics Authority, 2019 Annual Survey of Philippine Business and Industry (Final Results)						

Table 2a.1. Number of Establishments and Research and Development (R&amp;D) Personnel by Type and Sex for Manufacturing Establishments by Employment Grouping: Philippines, 2019

Employment Grouping		Number of Establishments	R&D Personnel as of 15 November							
			Total		Researchers		Technicians		Other R&D Personnel	
			Male	Female	Male	Female	Male	Female	Male	Female
			(1)	(2)	(3)	(4)	(5)	(6)	(7)	(8)
Philippines		24,270	5,461	3,147	1,240	814	2,232	475	1,988	1,859
Micro	Establishments with Total Employment of 1 to 9	12,192	228	57	158	9	50	28	21	21
Small	Establishments with Total Employment of 10 to 99	9,855	1,435	861	142	136	764	65	530	660
Medium	Establishments with Total Employment of 100 to 199	1,175	788	539	146	221	394	54	248	264
Large	Establishments with Total Employment of 200 and Over	1,047	3,009	1,690	794	448	1,025	328	1,190	914
Note:		Details may not add-up to total due to rounding and/or statistical disclosure control.								
Source:		Philippine Statistics Authority, 2019 Annual Survey of Philippine Business and Industry (Final Results)								

Table 2a.2. Number of Establishments with Workers on Sub-Contract Agreement or Under Manpower Agencies/Contractors by Sex for Manufacturing Establishments by Employment Grouping: Philippines, 2019

Employment Grouping		Number of Establishments	Workers on Sub-Contract Agreement or Under Manpower Agencies/Contractors		
			Total	Male	Female
		(1)	(2)	(3)	(4)
Philippines		24,270	357,398	209,291	148,107
Micro	Establishments with Total Employment of 1 to 9	12,192	16,592	11,103	5,489
Small	Establishments with Total Employment of 10 to 99	9,855	91,974	66,283	25,691
Medium	Establishments with Total Employment of 100 to 199	1,175	56,865	37,172	19,693
Large	Establishments with Total Employment of 200 and Over	1,047	191,967	94,734	97,233
Note:		Details may not add-up to total due to rounding and/or statistical disclosure control.			
Source:		Philippine Statistics Authority, 2019 Annual Survey of Philippine Business and Industry (Final Results)			

Table 2a.3. Number of Establishments, Production Workers and Hours Worked by Production Workers by Sex for Manufacturing Establishments by Employment Grouping: Philippines, 2019

Employment Grouping		Number of Establishments	Production Workers Directly-hired			Total Hours Worked by Production Workers Directly-hired		
			Total	Male	Female	Total	Male	Female
		(1)	(2)	(3)	(4)	(5)	(6)	(7)
<b>Philippines</b>		<b>24,270</b>	<b>924,521</b>	<b>536,903</b>	<b>387,619</b>	<b>2,317,760,550</b>	<b>1,339,013,861</b>	<b>978,746,690</b>
Micro	Establishments with Total Employment of 1 to 9	12,192	58,008	42,393	15,615	140,752,663	102,445,467	38,307,196
Small	Establishments with Total Employment of 10 to 99	9,855	316,431	207,477	108,954	771,848,014	508,988,059	262,859,955
Medium	Establishments with Total Employment of 100 to 199	1,175	101,844	68,138	33,706	253,610,839	170,524,469	83,086,370
Large	Establishments with Total Employment of 200 and Over	1,047	448,238	218,895	229,344	1,151,549,033	557,055,865	594,493,169

Continued

TABLE 2a.3 - Concluded

Employment Grouping		Production Workers on Sub-Contract Agreement or Under Manpower Agencies/Contractors			Total Hours Worked by Production Workers on Sub-Contract Agreement or Under Manpower Agencies/ Contractors		
		Total	Male	Female	Total	Male	Female
		(8)	(9)	(10)	(11)	(12)	(13)
<b>Philippines</b>		<b>286,651</b>	<b>161,708</b>	<b>124,943</b>	<b>746,588,117</b>	<b>418,216,377</b>	<b>328,371,740</b>
Micro	Establishments with Total Employment of 1 to 9	15,057	10,334	4,724	37,471,020	25,714,709	11,756,312
Small	Establishments with Total Employment of 10 to 99	83,314	61,815	21,499	208,357,341	155,913,326	52,444,014
Medium	Establishments with Total Employment of 100 to 199	44,474	27,472	17,002	113,717,801	70,407,295	43,310,506
Large	Establishments with Total Employment of 200 and Over	143,806	62,087	81,720	387,041,955	166,181,047	220,860,909

Note: Details may not add-up to total due to rounding and/or statistical disclosure control.

Source: Philippine Statistics Authority, 2019 Annual Survey of Philippine Business and Industry (Final Results)

Table 3a. Number of Establishments and Compensation by Type for Manufacturing Establishments by Employment Grouping: Philippines, 2019

Employment Grouping		Number of Establishments	Compensation			
			Total	Gross Salaries and Wages	Separation, retirement/terminal pay and gratuities etc	Total Employer's Contribution to SSS/GSIS, ECC etc
		(1)	(2)	(3)	(4)	(5)
<b>Philippines</b>		<b>24,270</b>	<b>381,985,199</b>	<b>340,844,076</b>	<b>18,986,616</b>	<b>22,154,506</b>
Micro	Establishments with Total Employment of 1 to 9	12,192	11,663,940	10,479,205	448,325	736,410
Small	Establishments with Total Employment of 10 to 99	9,855	94,100,383	85,377,788	3,129,689	5,592,907
Medium	Establishments with Total Employment of 100 to 199	1,175	47,530,776	43,611,836	1,183,353	2,735,586
Large	Establishments with Total Employment of 200 and Over	1,047	228,690,100	201,375,248	14,225,249	13,089,603

Notes: Values are in thousand pesos, except number of establishments.

Details may not add-up to total due to rounding and/or statistical disclosure control.

Source: Philippine Statistics Authority, 2019 Annual Survey of Philippine Business and Industry (Final Results)

Table 4a. Number of Establishments and Value of Output for Manufacturing Establishments by Employment Grouping: Philippines, 2019

Employment Grouping		Number of Establishments	Value of Output					
			Total	Sale of Products and By-Products	Revenue from Industrial Service Done for Others	Sale of Goods Less Cost of Goods Sold	Tangible Fixed Assets Produced on Own Account	Change in Inventory of Finished Products and Work-in-Progress
		(1)	(2)	(3)	(4)	(5)	(6)	(7)
Philippines		24,270	5,905,168,712	5,769,721,490	75,508,451	42,818,281	2,998,502	14,121,988
Micro	Establishments with Total Employment of 1 to 9	12,192	139,053,267	134,519,031	1,842,766	2,536,258	89,991	65,221
Small	Establishments with Total Employment of 10 to 99	9,855	1,428,462,704	1,378,200,345	29,032,854	10,977,104	1,422,334	8,830,068
Medium	Establishments with Total Employment of 100 to 199	1,175	822,395,442	803,639,162	9,437,254	6,814,563	137,419	2,367,045
Large	Establishments with Total Employment of 200 and Over	1,047	3,515,257,299	3,453,362,952	35,195,578	22,490,356	1,348,759	2,859,655
Notes:		Values are in thousand pesos, except number of establishments.						
		Details may not add-up to total due to rounding and/or statistical disclosure control.						
Source:		Philippine Statistics Authority, 2019 Annual Survey of Philippine Business and Industry (Final Results)						

Table 4a.1. Number of Establishments and Revenue by Type for Manufacturing Establishments by Employment Grouping: Philippines, 2019

Employment Grouping		Number of Establishments	Revenue				
			Total	Sale of Products and By-Products	Sale of Goods	Revenue from Industrial Service Done for Others	Revenue from Non-Industrial Service Done for Others
		(1)	(2)	(3)	(4)	(5)	(6)
Philippines		24,270	6,183,846,702	5,769,721,490	250,385,084	75,508,451	25,657,565
Micro	Establishments with Total Employment of 1 to 9	12,192	151,400,931	134,519,031	13,989,677	1,842,766	612,201
Small	Establishments with Total Employment of 10 to 99	9,855	1,458,938,956	1,378,200,345	32,815,272	29,032,854	10,400,128
Medium	Establishments with Total Employment of 100 to 199	1,175	870,128,303	803,639,162	49,997,433	9,437,254	1,665,198
Large	Establishments with Total Employment of 200 and Over	1,047	3,703,378,512	3,453,362,952	153,582,702	35,195,578	12,980,039

Continued

TABLE 4a.1 - Continued

Employment Grouping		Revenue					
		Interest Income	Dividend Income	Commissions and Fees Earned	Royalty Income	Franchise Income	Delivery Charges Separately Invoiced to Customers
		(7)	(8)	(9)	(10)	(11)	(12)
Philippines		11,003,073	12,121,509	1,509,409	485,420	319,515	1,278,909
Micro	Establishments with Total Employment of 1 to 9	95,253	21,757	175,069	2	28,425	45,437
Small	Establishments with Total Employment of 10 to 99	1,064,519	874,645	1,200,127	20,893	62	974,305
Medium	Establishments with Total Employment of 100 to 199	921,960	98,493	108,322	14,038	1,391	22,715
Large	Establishments with Total Employment of 200 and Over	8,921,341	11,126,613	25,892	450,486	289,637	236,452

Continued



TABLE 4a.1 - Concluded

Employment Grouping		Revenue				
		Foreign Exchange Gains	Gain from Sale of Assets	Gain Resulting from the Change in the Fair Value of Assets, Inventories	Gain from Sale of Investment Assets and Marketable Securities	Other Revenue
		(13)	(14)	(15)	(16)	(17)
<b>Philippines</b>		<b>13,040,564</b>	<b>3,711,090</b>	<b>1,182,633</b>	<b>902,757</b>	<b>17,019,233</b>
Micro	Establishments with Total Employment of 1 to 9	2,093	688	143	-	68,389
Small	Establishments with Total Employment of 10 to 99	460,926	1,481,599	38,845	5,669	2,368,768
Medium	Establishments with Total Employment of 100 to 199	1,127,676	885,026	37,823	8,059	2,163,754
Large	Establishments with Total Employment of 200 and Over	11,449,869	1,343,778	1,105,823	889,029	12,418,322
- zero value						
Notes:		Values are in thousand pesos, except number of establishments.				
		Details may not add-up to total due to rounding and/or statistical disclosure control.				
Source:		Philippine Statistics Authority, 2019 Annual Survey of Philippine Business and Industry (Final Results)				

Table 4a.2. Number of Establishments and Sale of Products and By-Products by Mode of Sale for Manufacturing Establishments by Employment Grouping: Philippines, 2019

Employment Grouping		Number of Establishments	Sale of Products and By-Products				
			Total	Sales to Domestic Market	Interplant Transfers	Direct Exports	Sales to Exporters
		(1)	(2)	(3)	(4)	(5)	(6)
Philippines		24,270	5,769,721,490	4,169,087,024	73,407,098	1,342,909,880	184,317,489
Micro	Establishments with Total Employment of 1 to 9	12,192	134,519,031	125,485,642	5,147,549	2,469,538	1,416,302
Small	Establishments with Total Employment of 10 to 99	9,855	1,378,200,345	1,256,236,207	708,601	80,135,894	41,119,643
Medium	Establishments with Total Employment of 100 to 199	1,175	803,639,162	643,543,805	5,642,380	127,203,662	27,249,316
Large	Establishments with Total Employment of 200 and Over	1,047	3,453,362,952	2,143,821,370	61,908,568	1,133,100,786	114,532,228
Notes:		Values are in thousand pesos, except number of establishments.					
		Details may not add-up to total due to rounding and/or statistical disclosure control.					
Source:		Philippine Statistics Authority, 2019 Annual Survey of Philippine Business and Industry (Final Results)					

Table 4a.3. Number of Establishments and Revenue from Industrial Service Done for Others by Type for Manufacturing Establishments by Employment Grouping: Philippines, 2019

Employment Grouping		Number of Establishments	Revenue from Industrial Service Done for Others		
			Total	Contract and Commission Work	Industrial Repair, Maintenance and Installation Work
		(1)	(2)	(3)	(4)
Philippines		24,270	75,508,451	72,179,946	3,328,505
Micro	Establishments with Total Employment of 1 to 9	12,192	1,842,766	1,549,851	292,915
Small	Establishments with Total Employment of 10 to 99	9,855	29,032,854	27,709,386	1,323,468
Medium	Establishments with Total Employment of 100 to 199	1,175	9,437,254	9,212,152	225,102
Large	Establishments with Total Employment of 200 and Over	1,047	35,195,578	33,708,557	1,487,020
Notes:	Values are in thousand pesos, except number of establishments.				
	Details may not add-up to total due to rounding and/or statistical disclosure control.				
Source:	Philippine Statistics Authority, 2019 Annual Survey of Philippine Business and Industry (Final Results)				

Table 4a.4. Number of Establishments and Revenue from Non-Industrial Service Done for Others by Type for Manufacturing Establishments by Employment Grouping: Philippines, 2019

Employment Grouping		Number of Establishments	Revenue from Non-Industrial Service Done for Others						
			Total	Rent Income from Land	Rental Income from Buildings, Warehouses and Other Structures	Rental Income from Machinery and Transport Equipment	Rental Income from Office Equipment	Other Rental Income	Other Income from Non-Industrial Service
			(1)	(2)	(3)	(4)	(5)	(6)	(7)
Philippines		24,270	25,657,565	1,190,687	10,346,008	3,668,151	20,511	181,575	10,250,633
Micro	Establishments with Total Employment of 1 to 9	12,192	612,201	1,242	460,174	82,887	110	149	67,639
Small	Establishments with Total Employment of 10 to 99	9,855	10,400,128	111,874	7,636,514	905,277	20	2,171	1,744,272
Medium	Establishments with Total Employment of 100 to 199	1,175	1,665,198	412,539	621,860	271,301	3,516	76,549	279,432
Large	Establishments with Total Employment of 200 and Over	1,047	12,980,039	665,032	1,627,460	2,408,686	16,866	102,705	8,159,290
Notes:		Values are in thousand pesos, except number of establishments.							
		Details may not add-up to total due to rounding and/or statistical disclosure control.							
Source:		Philippine Statistics Authority, 2019 Annual Survey of Philippine Business and Industry (Final Results)							

Table 5a. Number of Establishments and Intermediate Expense by Type for Manufacturing Establishments by Employment Grouping: Philippines, 2019

Employment Grouping		Number of Establishments	Intermediate Expense		
			Total	Raw Materials Used	Materials and Supplies Used
		(1)	(2)	(3)	(4)
Philippines		24,270	3,864,441,018	3,248,269,884	255,845,070
Micro	Establishments with Total Employment of 1 to 9	12,192	97,545,762	78,540,835	3,548,857
Small	Establishments with Total Employment of 10 to 99	9,855	900,824,699	761,582,084	40,967,191
Medium	Establishments with Total Employment of 100 to 199	1,175	551,409,600	474,292,403	25,680,848
Large	Establishments with Total Employment of 200 and Over	1,047	2,314,660,958	1,933,854,562	185,648,173
Continued					

TABLE 5a - Concluded

Employment Grouping		Intermediate Expense			
		Electricity	Water	Fuels, Lubricants, Oils and Greases Used	Industrial Service Done by Others
		(5)	(6)	(7)	(8)
<b>Philippines</b>		<b>117,362,280</b>	<b>20,286,038</b>	<b>68,698,071</b>	<b>153,979,675</b>
Micro	Establishments with Total Employment of 1 to 9	6,243,222	803,692	3,471,916	4,937,241
Small	Establishments with Total Employment of 10 to 99	37,926,952	5,816,562	19,737,017	34,794,892
Medium	Establishments with Total Employment of 100 to 199	17,917,398	3,860,652	9,249,421	20,408,878
Large	Establishments with Total Employment of 200 and Over	55,274,708	9,805,132	36,239,718	93,838,665
Notes:		Values are in thousand pesos, except number of establishments.			
		Details may not add-up to total due to rounding and/or statistical disclosure control.			
Source:		Philippine Statistics Authority, 2019 Annual Survey of Philippine Business and Industry (Final Results)			

Table 5a.1. Number of Establishments and Expense by Type for Manufacturing Establishments by Employment Grouping: Philippines, 2019

Employment Grouping		Number of Establishments	Expense				
			Total	Raw Materials Used	Total Compensation	Cost of Goods Sold	Overhead, General Administrative and Other Operating Expense
		(1)	(2)	(3)	(4)	(5)	(6)
Philippines		24,270	5,408,021,383	3,248,269,884	381,985,199	207,566,803	1,570,199,497
Micro	Establishments with Total Employment of 1 to 9	12,192	131,708,903	78,540,835	11,663,940	11,453,419	30,050,709
Small	Establishments with Total Employment of 10 to 99	9,855	1,266,953,454	761,582,084	94,100,383	21,838,168	389,432,819
Medium	Establishments with Total Employment of 100 to 199	1,175	751,385,719	474,292,403	47,530,776	43,182,870	186,379,670
Large	Establishments with Total Employment of 200 and Over	1,047	3,257,973,308	1,933,854,562	228,690,100	131,092,347	964,336,299
Notes:	Values are in thousand pesos, except number of establishments.						
	Details may not add-up to total due to rounding and/or statistical disclosure control.						
Source:	Philippine Statistics Authority, 2019 Annual Survey of Philippine Business and Industry (Final Results)						

Table 5a.2. Number of Establishments and Raw Materials Used for Manufacturing Establishments by Employment Grouping: Philippines, 2019

Employment Grouping		Number of Establishments	Raw Materials Used		
			Total	Raw Materials Purchased	Beginning Less Ending Inventory of Raw Materials Purchased
		(1)	(2)	(3)	(4)
Philippines		24,270	3,248,269,884	3,239,473,013	8,796,871
Micro	Establishments with Total Employment of 1 to 9	12,192	78,540,835	80,669,034	(2,128,199)
Small	Establishments with Total Employment of 10 to 99	9,855	761,582,084	749,430,714	12,151,369
Medium	Establishments with Total Employment of 100 to 199	1,175	474,292,403	463,222,666	11,069,737
Large	Establishments with Total Employment of 200 and Over	1,047	1,933,854,562	1,946,150,599	(12,296,036)
( ) Negative value					
Notes:		Values are in thousand pesos, except number of establishments.			
		Details may not add-up to total due to rounding and/or statistical disclosure control.			
Source:		Philippine Statistics Authority, 2019 Annual Survey of Philippine Business and Industry (Final Results)			

Table 5a.3. Number of Establishments and Overhead, General Administrative and Other Operating Expenses by Type for Manufacturing Establishments by Employment Grouping: Philippines, 2019

Employment Grouping		Number of Establishments	Overhead, General Administrative and Other Operating Expenses				
			Total	Raw Materials Used	Total Compensation	Cost of Goods Sold	Overhead, General Administrative and Other Operating Expense
		(1)	(2)	(3)	(4)	(5)	(6)
Philippines		24,270	1,570,199,497	252,231,100	117,362,280	20,286,038	68,262,286
Micro	Establishments with Total Employment of 1 to 9	12,192	30,050,709	3,524,949	6,243,222	803,692	3,470,215
Small	Establishments with Total Employment of 10 to 99	9,855	389,432,819	39,562,926	37,926,952	5,816,562	19,364,476
Medium	Establishments with Total Employment of 100 to 199	1,175	186,379,670	24,554,759	17,917,398	3,860,652	9,189,470
Large	Establishments with Total Employment of 200 and Over	1,047	964,336,299	184,588,465	55,274,708	9,805,132	36,238,125

Continued

TABLE 5a.3 - Continued

Employment Grouping		Overhead, General Administrative and Other Operating Expenses					
		Industrial Service Done by Others	Non-Industrial Service Done by Others	Taxes on Products and Other Taxes on Production	Interest Expense	Depreciation	Amortization for Intangible Assets
		(7)	(8)	(9)	(10)	(11)	(12)
Philippines		153,979,675	407,236,254	234,161,644	52,670,416	164,691,458	5,050,612
Micro	Establishments with Total Employment of 1 to 9	4,937,241	5,497,356	1,715,387	1,102,304	2,090,844	7,888
Small	Establishments with Total Employment of 10 to 99	34,794,892	116,401,841	82,908,432	9,077,599	28,340,680	164,795
Medium	Establishments with Total Employment of 100 to 199	20,408,878	67,687,643	11,412,973	8,259,141	16,138,381	173,345
Large	Establishments with Total Employment of 200 and Over	93,838,665	217,649,415	138,124,853	34,231,372	118,121,553	4,704,583

Continued

TABLE 5a.3 - Continued

Employment Grouping		Overhead, General Administrative and Other Operating Expenses				
		Research and Development (R&D) Expense	Environmental Protection Expense	Royalty Fee	Franchise Fee	Foreign Exchange Losses
		(13)	(14)	(15)	(16)	(17)
Philippines		12,558,568	2,219,245	27,165,443	180,134	10,621,004
Micro	Establishments with Total Employment of 1 to 9	78,623	22,002	152,665	6	28,001
Small	Establishments with Total Employment of 10 to 99	291,286	121,611	2,257,604	12,569	883,335
Medium	Establishments with Total Employment of 100 to 199	474,740	107,999	848,200	19,894	1,085,759
Large	Establishments with Total Employment of 200 and Over	11,713,918	1,967,633	23,906,974	147,665	8,623,909

Continued

TABLE 5a.3 - Concluded

Employment Grouping		Overhead, General Administrative and Other Operating Expenses					
		Charitable Donations and Grants	Bad and Doubtful Debts	Loss from Sale of Assets	Loss Resulting from the Change in the Fair Value of Assets, Inventories	Loss from Sale of Investment Assets and Marketable Securities	Other Expense
		(18)	(19)	(20)	(21)	(22)	(23)
Philippines		2,219,556	1,270,526	649,372	2,267,734	254,182	34,861,972
Micro	Establishments with Total Employment of 1 to 9	20,343	17,911	835	210	16,538	320,478
Small	Establishments with Total Employment of 10 to 99	610,838	418,499	80,274	76,119	48,897	10,272,632
Medium	Establishments with Total Employment of 100 to 199	133,650	199,017	8,703	401,402	6,058	3,491,608
Large	Establishments with Total Employment of 200 and Over	1,454,725	635,100	559,560	1,790,003	182,689	20,777,253

Notes: Values are in thousand pesos, except number of establishments.

Details may not add-up to total due to rounding and/or statistical disclosure control.

Source: Philippine Statistics Authority, 2019 Annual Survey of Philippine Business and Industry (Final Results)

Table 5a.4. Number of Establishments and Expenses for Industrial Service Done by Others by Type for Manufacturing Establishments by Employment Grouping: Philippines, 2019

Employment Grouping		Number of Establishments	Expenses for Industrial Service Done by Others		
			Total	Contract and Commission Work	Industrial Repair, Maintenance and Installation Work
		(1)	(2)	(3)	(4)
<b>Philippines</b>		<b>24,270</b>	<b>153,979,675</b>	<b>90,679,881</b>	<b>63,299,795</b>
Micro	Establishments with Total Employment of 1 to 9	12,192	4,937,241	3,426,708	1,510,533
Small	Establishments with Total Employment of 10 to 99	9,855	34,794,892	21,342,117	13,452,775
Medium	Establishments with Total Employment of 100 to 199	1,175	20,408,878	14,256,252	6,152,625
Large	Establishments with Total Employment of 200 and Over	1,047	93,838,665	51,654,804	42,183,861
<i>Notes:</i>		<i>Values are in thousand pesos, except number of establishments.</i>			
		<i>Details may not add-up to total due to rounding and/or statistical disclosure control.</i>			
<i>Source:</i>		<i>Philippine Statistics Authority, 2019 Annual Survey of Philippine Business and Industry (Final Results)</i>			

Table 5a.5. Number of Establishments and Expense for Non-Industrial Services Done by Others by Type for Manufacturing Establishments by Employment Grouping: Philippines, 2019

Employment Grouping		Number of Establishments	Expense for Non-Industrial Service Done by Others			
			Total	Rent Expense for Land	Rental Expense for Buildings, Warehouses and Other Structures	Rental Expense for Machinery and Transport Equipment
		(1)	(2)	(3)	(4)	(5)
<b>Philippines</b>		<b>24,270</b>	<b>407,236,254</b>	<b>7,155,415</b>	<b>22,577,561</b>	<b>14,674,663</b>
Micro	Establishments with Total Employment of 1 to 9	12,192	5,497,356	247,593	1,662,042	321,644
Small	Establishments with Total Employment of 10 to 99	9,855	116,401,841	1,689,189	6,965,087	1,215,874
Medium	Establishments with Total Employment of 100 to 199	1,175	67,687,643	864,826	2,791,305	442,974
Large	Establishments with Total Employment of 200 and Over	1,047	217,649,415	4,353,807	11,159,128	12,694,171
		<i>Continued</i>				

TABLE 5a.5 - Concluded

Employment Grouping		Expense for Non-Industrial Service Done by Others					
		Rental Expense for Office Equipment	Other Rental Expense	Communication Expense	Insurance Expense	Transport Service Expense	Other Expense for Non-Industrial Service
		(6)	(7)	(8)	(9)	(10)	(11)
<b>Philippines</b>		<b>703,237</b>	<b>878,845</b>	<b>13,618,381</b>	<b>11,572,527</b>	<b>73,375,188</b>	<b>262,680,450</b>
Micro	Establishments with Total Employment of 1 to 9	5,760	74,218	309,624	258,206	473,217	2,145,051
Small	Establishments with Total Employment of 10 to 99	105,418	115,615	3,988,842	3,002,879	13,685,472	85,633,480
Medium	Establishments with Total Employment of 100 to 199	148,507	174,624	1,167,155	1,373,836	14,222,030	46,502,386
Large	Establishments with Total Employment of 200 and Over	443,552	514,388	8,152,759	6,937,606	44,994,470	128,399,532
<i>Notes:</i>		<i>Values are in thousand pesos, except number of establishments.</i>					
		<i>Details may not add-up to total due to rounding and/or statistical disclosure control.</i>					
<i>Source:</i>		<i>Philippine Statistics Authority, 2019 Annual Survey of Philippine Business and Industry (Final Results)</i>					

Table 5a.6. Number of Establishments and Cost by Type for Manufacturing Establishments by Employment Grouping: Philippines, 2019

Employment Grouping		Number of Establishments	Cost			
			Total	Raw Materials Purchased	Other Materials and Supplies Purchased	Electricity
		(1)	(2)	(3)	(4)	(5)
Philippines		24,270	4,987,997,636	3,239,473,013	252,231,100	117,362,280
Micro	Establishments with Total Employment of 1 to 9	12,192	122,794,535	80,669,034	3,524,949	6,243,222
Small	Establishments with Total Employment of 10 to 99	9,855	1,160,745,746	749,430,714	39,562,926	37,926,952
Medium	Establishments with Total Employment of 100 to 199	1,175	677,084,981	463,222,666	24,554,759	17,917,398
Large	Establishments with Total Employment of 200 and Over	1,047	3,027,372,374	1,946,150,599	184,588,465	55,274,708
						9,805,132

Continued

TABLE 5a.6 - Continued

Employment Grouping		Cost				
		Fuels, Lubricants, Oils and Greases Purchased	Industrial Services Done by Others	Non-Industrial Services Done by Others	Goods Purchased for Resale	Interest Expense
		(7)	(8)	(9)	(10)	(11)
Philippines		68,262,286	153,979,675	407,236,254	178,325,126	52,670,416
Micro	Establishments with Total Employment of 1 to 9	3,470,215	4,937,241	5,497,356	12,074,792	1,102,304
Small	Establishments with Total Employment of 10 to 99	19,364,476	34,794,892	116,401,841	21,882,213	9,077,599
Medium	Establishments with Total Employment of 100 to 199	9,189,470	20,408,878	67,687,643	27,482,645	8,259,141
Large	Establishments with Total Employment of 200 and Over	36,238,125	93,838,665	217,649,415	116,885,476	34,231,372
						138,124,853

Continued

TABLE 5a.6 - Continued

Employment Grouping		Cost				
		Royalty Fee	Franchise Fee	Research and Development Expense	Environmental Protection Expense	Depreciation Expense for Fixed Assets
		(13)	(14)	(15)	(16)	(17)
Philippines		27,165,443	180,134	12,558,568	2,219,245	164,691,458
Micro	Establishments with Total Employment of 1 to 9	152,665	6	78,623	22,002	2,090,844
Small	Establishments with Total Employment of 10 to 99	2,257,604	12,569	291,286	121,611	28,340,680
Medium	Establishments with Total Employment of 100 to 199	848,200	19,894	474,740	107,999	16,138,381
Large	Establishments with Total Employment of 200 and Over	23,906,974	147,665	11,713,918	1,967,633	118,121,553
						4,704,583

Continued

TABLE 5a.6 - Concluded

Employment Grouping		Cost						
		Foreign Exchange Losses	Charitable Donations and Grants	Bad and Doubtful Debts	Loss from Sale of Assets	Loss Resulting from the Change in the Fair Value of Assets, Inventories	Loss from Sale of Investment Assets and Marketable Securities	Other Expense
		(19)	(20)	(21)	(22)	(23)	(24)	(25)
Philippines		10,621,004	2,219,556	1,270,526	649,372	2,267,734	254,182	34,861,972
Micro	Establishments with Total Employment of 1 to 9	28,001	20,343	17,911	835	210	16,538	320,478
Small	Establishments with Total Employment of 10 to 99	883,335	610,838	418,499	80,274	76,119	48,897	10,272,632
Medium	Establishments with Total Employment of 100 to 199	1,085,759	133,650	199,017	8,703	401,402	6,058	3,491,608
Large	Establishments with Total Employment of 200 and Over	8,623,909	1,454,725	635,100	559,560	1,790,003	182,689	20,777,253
Notes:		Values are in thousand pesos, except number of establishments.						
		Details may not add-up to total due to rounding and/or statistical disclosure control.						
Source:		Philippine Statistics Authority, 2019 Annual Survey of Philippine Business and Industry (Final Results)						

Table 6a. Number of Establishments and Capital Expenditures by Type of Tangible Fixed Assets for Manufacturing Establishments by Employment Grouping: Philippines, 2019

Employment Grouping		Number of Establishments	Capital Expenditures for Tangible Fixed Assets			
			Total	Land	Buildings, Other Structures and Land Improvements	Transport Equipment
			(2)	(3)	(4)	(5)
<b>Philippines</b>		<b>24,270</b>	<b>234,884,177</b>	<b>3,332,576</b>	<b>87,183,777</b>	<b>7,916,785</b>
Micro	Establishments with Total Employment of 1 to 9	12,192	3,328,675	134,362	396,482	418,253
Small	Establishments with Total Employment of 10 to 99	9,855	82,603,315	1,200,715	53,325,037	3,886,026
Medium	Establishments with Total Employment of 100 to 199	1,175	25,368,691	766,790	5,406,333	1,304,119
Large	Establishments with Total Employment of 200 and Over	1,047	123,583,496	1,230,709	28,055,925	2,308,388

Continued

TABLE 6a - Concluded

Employment Grouping		Capital Expenditures for Tangible Fixed Assets					
		ICT Machinery and Equipment	Specialized Industrial Machinery	General Industrial Machinery and Equipment	Other Machinery and Equipment	Valuables	Other Tangible Fixed Assets
		(6)	(7)	(8)	(9)	(10)	(11)
Philippines		4,352,668	67,701,158	43,009,572	5,449,719	18,688	15,919,234
Micro	Establishments with Total Employment of 1 to 9	56,396	1,893,683	286,400	90,305	18,688	34,107
Small	Establishments with Total Employment of 10 to 99	484,988	7,056,708	14,573,125	846,936	-	1,229,780
Medium	Establishments with Total Employment of 100 to 199	1,392,357	9,415,981	6,312,608	346,685	-	423,818
Large	Establishments with Total Employment of 200 and Over	2,418,927	49,334,786	21,837,439	4,165,792	-	14,231,530

- zero value

Notes: Values are in thousand pesos, except number of establishments.

Details may not add-up to total due to rounding and/or statistical disclosure control.

Source: Philippine Statistics Authority, 2019 Annual Survey of Philippine Business and Industry (Final Results)

Table 6a.1. Number of Establishments and Capital Expenditures for Directly Imported Tangible Fixed Assets for Manufacturing Establishments by Employment Grouping: Philippines, 2019

Employment Grouping		Number of Establishments	Directly Imported Tangible Fixed Assets					
			Total	Transport Equipment	ICT Machinery and Equipment	Specialized Industrial Machineries	General Industrial Machinery and Equipment	Other Machinery and Equipment
			(1)	(2)	(3)	(4)	(5)	(6)
<b>Philippines</b>		<b>24,270</b>	<b>411,231</b>	<b>41,240</b>	<b>71,815</b>	<b>2,961,841</b>	<b>902,442</b>	<b>24,464</b>
Micro	Establishments with Total Employment of 1 to 9	12,192	-	-	-	185,283	22,489	-
Small	Establishments with Total Employment of 10 to 99	9,855	299	15,719	-	235,140	446,444	-
Medium	Establishments with Total Employment of 100 to 199	1,175	34,786	-	198	149,124	92,936	2,378
Large	Establishments with Total Employment of 200 and Over	1,047	376,145	25,521	71,618	2,392,295	340,573	22,086
- zero value								
Notes:		Values are in thousand pesos, except number of establishments.						
		Details may not add-up to total due to rounding and/or statistical disclosure control.						
Source:		Philippine Statistics Authority, 2019 Annual Survey of Philippine Business and Industry (Final Results)						

Table 6a.2. Number of Establishments and Capital Expenditures for Tangible Fixed Assets by Mode of Acquisition for Manufacturing Establishments by Employment Grouping: Philippines, 2019

Employment Grouping		Number of Establishments	Capital Expenditures for Tangible Fixed Assets by Mode of Acquisition			
			Total	New Tangible Fixed Assets	Major Alterations and Improvements on Tangible Fixed Assets	Tangible Fixed Assets Produced on Own Account
			(1)	(2)	(3)	(4)
<b>Philippines</b>		<b>24,270</b>	<b>234,884,177</b>	<b>193,991,374</b>	<b>33,005,493</b>	<b>4,888,808</b>
Micro	Establishments with Total Employment of 1 to 9	12,192	3,328,675	1,098,085	1,875,193	89,991
Small	Establishments with Total Employment of 10 to 99	9,855	82,603,315	78,885,015	1,030,071	1,422,334
Medium	Establishments with Total Employment of 100 to 199	1,175	25,368,691	18,518,138	5,587,338	137,419
Large	Establishments with Total Employment of 200 and Over	1,047	123,583,496	95,490,136	24,512,891	1,348,759
Notes:		Values are in thousand pesos, except number of establishments.				
		Details may not add-up to total due to rounding and/or statistical disclosure control.				
Source:		Philippine Statistics Authority, 2019 Annual Survey of Philippine Business and Industry (Final Results)				

Table 7a. Number of Establishments and Capital Expenditures for Intangible Assets by Type for Manufacturing Establishments by Employment Grouping: Philippines, 2019

Employment Grouping		Number of Establishments	Capital Expenditures for Intangible Assets				
			Total	Intangible Non-Produced Assets	Computer Software and Databases	Entertainment, Literary and Artistic Originals	Research and Development
			(1)	(2)	(3)	(4)	(5)
<b>Philippines</b>		<b>24,270</b>	<b>3,411,026</b>	<b>2,743,477</b>	<b>645,471</b>	<b>43</b>	<b>1,946</b>
Micro	Establishments with Total Employment of 1 to 9	12,192	4,212	-	4,169	43	-
Small	Establishments with Total Employment of 10 to 99	9,855	682,702	449,381	230,777	-	-
Medium	Establishments with Total Employment of 100 to 199	1,175	118,063	92,160	24,040	-	-
Large	Establishments with Total Employment of 200 and Over	1,047	2,606,048	2,201,937	386,485	-	1,946
- zero value							
Notes:		Values are in thousand pesos, except number of establishments.					
		Details may not add-up to total due to rounding and/or statistical disclosure control.					
Source:		Philippine Statistics Authority, 2019 Annual Survey of Philippine Business and Industry (Final Results)					



Table 8a. Number of Establishments and Gross Addition to Tangible Fixed Assets for Manufacturing Establishments by Employment Grouping: Philippines, 2019

Employment Grouping		Number of Establishments	Gross Addition	Capital Expenditures for Tangible Fixed Assets	Sale of Tangible Fixed Assets
		(1)	(2)	(3)	(4)
<b>Philippines</b>		<b>24,270</b>	<b>203,796,829</b>	<b>234,884,177</b>	<b>31,087,348</b>
Micro	Establishments with Total Employment of 1 to 9	12,192	3,071,678	3,328,675	256,997
Small	Establishments with Total Employment of 10 to 99	9,855	81,387,689	82,603,315	1,215,626
Medium	Establishments with Total Employment of 100 to 199	1,175	24,975,679	25,368,691	393,012
Large	Establishments with Total Employment of 200 and Over	1,047	94,361,783	123,583,496	29,221,713
Notes:		Values are in thousand pesos, except number of establishments.			
		Details may not add-up to total due to rounding and/or statistical disclosure control.			
Source:		Philippine Statistics Authority, 2019 Annual Survey of Philippine Business and Industry (Final Results)			

Table 8a.1. Number of Establishments and Sale of Tangible Fixed Assets by Type for Manufacturing Establishments by Employment Grouping: Philippines, 2019

Employment Grouping		Number of Establishments	Sale of Tangible Fixed Assets			
			Total	Land	Buildings, Other Structures and Land Improvements	Transport Equipment
		(1)	(2)	(3)	(4)	(5)
<b>Philippines</b>		<b>24,270</b>	<b>31,087,348</b>	<b>6,666</b>	<b>321,991</b>	<b>1,618,327</b>
Micro	Establishments with Total Employment of 1 to 9	12,192	256,997	-	65,084	55,145
Small	Establishments with Total Employment of 10 to 99	9,855	1,215,626	2,916	6,488	981,412
Medium	Establishments with Total Employment of 100 to 199	1,175	393,012	3,750	18,293	76,874
Large	Establishments with Total Employment of 200 and Over	1,047	29,221,713	-	232,126	504,895

Continued

TABLE 8a.1 - Concluded

Employment Grouping		Sale of Tangible Fixed Assets					
		ICT Machinery and Equipment	Specialized Industrial Machinery	General Industrial Machinery and Equipment	Other Machinery and Equipment	Valuables	Other Tangible Fixed Assets
		(6)	(7)	(8)	(9)	(10)	(11)
Philippines		198,763	25,623,213	2,425,074	826,229	1,103	65,984
Micro	Establishments with Total Employment of 1 to 9	-	124,954	-	2,091	1,103	8,619
Small	Establishments with Total Employment of 10 to 99	47,460	105,531	872	64,828	-	6,121
Medium	Establishments with Total Employment of 100 to 199	132	160,783	131,092	-	-	2,088
Large	Establishments with Total Employment of 200 and Over	151,172	25,231,944	2,293,110	759,310	-	49,155

- zero value

Notes: Values are in thousand pesos, except number of establishments.

Details may not add-up to total due to rounding and/or statistical disclosure control.

Source: Philippine Statistics Authority, 2019 Annual Survey of Philippine Business and Industry (Final Results)

Table 8a.2. Number of Establishments and Losses and Damages to Tangible Fixed Assets by Type for Manufacturing Establishments by Employment Grouping: Philippines, 2019

Employment Grouping		Number of Establishments	Losses and Damages			
			Total	Land	Buildings, Other Structures and Land Improvements	Transport Equipment
		(1)	(2)	(3)	(4)	(5)
<b>Philippines</b>		<b>24,270</b>	<b>12,074,875</b>	<b>5,160</b>	<b>947,865</b>	<b>275,039</b>
Micro	Establishments with Total Employment of 1 to 9	12,192	61,124	-	8,699	27,725
Small	Establishments with Total Employment of 10 to 99	9,855	1,228,034	-	403,010	56,682
Medium	Establishments with Total Employment of 100 to 199	1,175	2,886,208	-	186,763	156,696
Large	Establishments with Total Employment of 200 and Over	1,047	7,899,508	5,160	349,393	33,936

Continued

TABLE 8a.2 - Concluded

Employment Grouping		Losses and Damages					
		ICT Machinery and Equipment	Specialized Industrial Machinery	General Industrial Machinery and Equipment	Other Machinery and Equipment	Valuables	Other Tangible Fixed Assets
		(6)	(7)	(8)	(9)	(10)	(11)
<b>Philippines</b>		<b>101,323</b>	<b>3,506,911</b>	<b>6,652,685</b>	<b>168,324</b>	<b>-</b>	<b>417,567</b>
Micro	Establishments with Total Employment of 1 to 9	1,564	10,792	175	360	-	11,809
Small	Establishments with Total Employment of 10 to 99	23,815	291,243	413,519	-	-	39,764
Medium	Establishments with Total Employment of 100 to 199	41,945	28,109	2,319,028	81,475	-	72,192
Large	Establishments with Total Employment of 200 and Over	33,998	3,176,767	3,919,962	86,489	-	293,803

- zero value

Notes: Values are in thousand pesos, except number of establishments.

Details may not add-up to total due to rounding and/or statistical disclosure control.

Source: Philippine Statistics Authority, 2019 Annual Survey of Philippine Business and Industry (Final Results)

Table 9a. Number of Establishments and Book Value of Tangible Fixed Assets by Type for Manufacturing Establishments by Employment Grouping: Philippines, 2019

Employment Grouping		Number of Establishments	Book Value of Tangible Fixed Assets as of 31 December			
			Total	Land	Buildings, Other Structures and Land Improvements	Transport Equipment
		(1)	(2)	(3)	(4)	(5)
<b>Philippines</b>		<b>24,270</b>	<b>1,786,404,603</b>	<b>150,495,243</b>	<b>528,611,104</b>	<b>67,692,787</b>
Micro	Establishments with Total Employment of 1 to 9	12,192	33,513,438	3,491,794	11,378,290	4,138,978
Small	Establishments with Total Employment of 10 to 99	9,855	434,758,363	66,553,162	157,200,284	25,663,618
Medium	Establishments with Total Employment of 100 to 199	1,175	238,246,435	25,676,028	79,718,550	21,983,626
Large	Establishments with Total Employment of 200 and Over	1,047	1,079,886,366	54,774,259	280,313,980	15,906,565

Continued

TABLE 9a - Concluded

Employment Grouping		Book Value of Tangible Fixed Assets as of 31 December					
		ICT Machinery and Equipment	Specialized Industrial Machinery	General Industrial Machinery and Equipment	Other Machinery and Equipment	Valuables	Other Tangible Fixed Assets
		(6)	(7)	(8)	(9)	(10)	(11)
<b>Philippines</b>		<b>36,455,673</b>	<b>578,551,508</b>	<b>228,486,530</b>	<b>107,979,762</b>	<b>239,893</b>	<b>87,892,102</b>
Micro	Establishments with Total Employment of 1 to 9	1,739,123	5,512,093	6,214,527	376,938	24,776	636,918
Small	Establishments with Total Employment of 10 to 99	10,404,845	79,028,610	65,114,678	18,921,048	152,589	11,719,529
Medium	Establishments with Total Employment of 100 to 199	7,683,829	62,899,596	31,201,078	3,513,385	51,348	5,518,996
Large	Establishments with Total Employment of 200 and Over	16,627,876	431,111,208	125,956,247	85,168,391	11,181	70,016,659
Notes:		Values are in thousand pesos, except number of establishments.					
		Details may not add-up to total due to rounding and/or statistical disclosure control.					
Source:		Philippine Statistics Authority, 2019 Annual Survey of Philippine Business and Industry (Final Results)					

Table 10a. Number of Establishments and Book Value of Intangible Assets by Type for Manufacturing Establishments by Employment Grouping: Philippines, 2019

Employment Grouping		Number of Establishments	Book Value of Intangible Assets as of 31 December					
			Total	Intangible Non-Produced Assets	Computer Software and Databases	Entertainment, Literary and Artistic Originals	Research and Development	Other Intangible Assets
		(1)	(2)	(3)	(4)	(5)	(6)	(7)
<b>Philippines</b>		<b>24,270</b>	<b>122,020,911</b>	<b>112,412,199</b>	<b>8,119,295</b>	<b>34,802</b>	<b>392,691</b>	<b>323,858</b>
Micro	Establishments with Total Employment of 1 to 9	12,192	75,179	16,623	56,613	148	1,000	795
Small	Establishments with Total Employment of 10 to 99	9,855	2,080,967	734,011	1,335,071	-	90	11,597
Medium	Establishments with Total Employment of 100 to 199	1,175	52,123,205	50,547,697	1,174,783	34,654	250	5,654
Large	Establishments with Total Employment of 200 and Over	1,047	67,741,560	61,113,868	5,552,828	-	391,350	305,812
-		zero value						
Notes:		Values are in thousand pesos, except number of establishments.						
		Details may not add-up to total due to rounding and/or statistical disclosure control.						
Source:		Philippine Statistics Authority, 2019 Annual Survey of Philippine Business and Industry (Final Results)						

Table 11a. Number of Establishments and Value of Inventories by Type for Manufacturing Establishments by Employment Grouping: Philippines, 2019

Employment Grouping		Number of Establishments	Value of Inventories as of 1 January			
			Total	Finished Products	Work-in-Progress	Raw Materials
		(1)	(2)	(3)	(4)	(5)
<b>Philippines</b>		<b>24,270</b>	<b>1,134,531,475</b>	<b>277,329,295</b>	<b>135,162,965</b>	<b>575,029,990</b>
Micro	Establishments with Total Employment of 1 to 9	12,192	20,889,226	2,019,070	1,208,423	14,776,939
Small	Establishments with Total Employment of 10 to 99	9,855	319,958,901	66,387,832	16,994,567	191,451,105
Medium	Establishments with Total Employment of 100 to 199	1,175	191,852,152	38,416,319	19,244,248	104,924,851
Large	Establishments with Total Employment of 200 and Over	1,047	601,831,196	170,506,075	97,715,727	263,877,095

Continued

TABLE 11a - *Continued*

Employment Grouping		Value of Inventories as of 1 January			
		Other Materials and Supplies	Fuels, Lubricants, Oils and Greases	Goods for Resale	Other Inventories
		(6)	(7)	(8)	(9)
<b>Philippines</b>		<b>58,904,439</b>	<b>1,694,314</b>	<b>82,875,178</b>	<b>3,535,293</b>
Micro	Establishments with Total Employment of 1 to 9	472,747	36,632	2,375,415	-
Small	Establishments with Total Employment of 10 to 99	14,954,191	1,009,963	28,607,757	553,486
Medium	Establishments with Total Employment of 100 to 199	5,760,405	267,926	23,097,821	140,581
Large	Establishments with Total Employment of 200 and Over	37,717,096	379,793	28,794,184	2,841,226

*Continued*TABLE 11a - *Continued*

Employment Grouping		Value of Inventories as of 31 December			
		Total	Finished Products	Work-in-Progress	Raw Materials
		(10)	(11)	(12)	(13)
<b>Philippines</b>		<b>1,105,939,493</b>	<b>293,608,207</b>	<b>133,006,042</b>	<b>566,233,119</b>
Micro	Establishments with Total Employment of 1 to 9	23,678,703	1,981,639	1,311,075	16,905,138
Small	Establishments with Total Employment of 10 to 99	314,816,778	73,717,356	18,495,111	179,299,736
Medium	Establishments with Total Employment of 100 to 199	166,255,855	38,113,378	21,914,234	93,855,114
Large	Establishments with Total Employment of 200 and Over	601,188,157	179,795,835	91,285,622	276,173,132

*Continued*TABLE 11a - *Concluded*

Employment Grouping		Value of Inventories as of 31 December			
		Other Materials and Supplies	Fuels, Lubricants, Oils and Greases	Goods for Resale	Other Inventories
		(14)	(15)	(16)	(17)
<b>Philippines</b>		<b>55,290,468</b>	<b>1,258,530</b>	<b>53,633,513</b>	<b>2,909,615</b>
Micro	Establishments with Total Employment of 1 to 9	448,838	34,932	2,996,801	281
Small	Establishments with Total Employment of 10 to 99	13,549,926	637,422	28,651,802	465,426
Medium	Establishments with Total Employment of 100 to 199	4,634,315	207,976	7,397,596	133,242
Large	Establishments with Total Employment of 200 and Over	36,657,388	378,201	14,587,313	2,310,666

- zero value

Notes: Values are in thousand pesos, except number of establishments.

Details may not add-up to total due to rounding and/or statistical disclosure control.

Source: Philippine Statistics Authority, 2019 Annual Survey of Philippine Business and Industry (Final Results)

Table 12a. Number of Reporting Establishments and Nationality with Highest Capital Participation Rate as of 31 December for Manufacturing Establishments by Employment Grouping: Philippines, 2019

Employment Grouping		Number of Responding Establishments	Nationality with Highest Capital Participation Rate					
			Filipino	American	Australian	British	Chinese	Dutch
			(1)	(2)	(3)	(4)	(5)	(6)
Philippines		3,118	2,516	47	8	15	35	14
Micro	Establishments with Total Employment of 1 to 9	656	642	-	-	-	1	-
Small	Establishments with Total Employment of 10 to 99	984	861	12	4	3	13	2
Medium	Establishments with Total Employment of 100 to 199	715	557	16	3	2	12	2
Large	Establishments with Total Employment of 200 and Over	763	456	19	1	10	9	10

Continued

TABLE 12a - Concluded

Employment Grouping		Nationality with Highest Capital Participation Rate					
		German	Japanese	Korean	Singaporean	Taiwanese	Other Nationalities
		(8)	(9)	(10)	(11)	(12)	(13)
Philippines		13	282	69	24	54	62
Micro	Establishments with Total Employment of 1 to 9	-	6	2	-	3	3
Small	Establishments with Total Employment of 10 to 99	-	53	17	5	13	8
Medium	Establishments with Total Employment of 100 to 199	3	83	7	6	12	17
Large	Establishments with Total Employment of 200 and Over	10	140	43	13	26	34

- zero value

Notes: Details may not add-up to total due to rounding and/or statistical disclosure control.

Source: Philippine Statistics Authority, 2019 Annual Survey of Philippine Business and Industry (Final Results)



# Appendix





Appendix – 2019 Annual Survey of Philippine Business and Industry  
Questionnaire (ASPBI Form 2)



REPUBLIC OF THE PHILIPPINES  
PHILIPPINE STATISTICS AUTHORITY

ASPBI Form 2  
PSA Approval No. PSA-2037-02  
Expires 30 September 2021



**2019 ANNUAL SURVEY OF PHILIPPINE BUSINESS AND INDUSTRY**

**MINING AND QUARRYING**

**MANUFACTURING**

**January – December 2019**

Dear Sir/Madam:

The Philippine Statistics Authority (PSA) is conducting the **2019 Annual Survey of Philippine Business and Industry (ASPBI)**. The **2019 ASPBI** will provide key measures on the levels, structure, performance and trends of businesses and industries that will be used for planning and policy formulation by the government and the private sectors.

This Office is authorized to collect information from businesses and industries under **Republic Act No. 10625 (RA 10625)**. *Section 25 (Obligation to Provide Information)* of the same law stipulates that all respondents whether natural or legal persons are required to provide truthful and complete information to all statistical inquiries conducted by the PSA. Furthermore, *Section 27* obliges establishments to provide the required data. The information collected shall be kept **strictly confidential** and shall not be used for purposes of taxation, investigation or regulation as provided in *Section 26* of RA 10625.

We appreciate your utmost cooperation by accomplishing this questionnaire and providing PSA with a copy of the 2019 Financial Statement of your establishment. You may also accomplish the questionnaire online at <https://aspbi.psa.gov.ph>.

Thank you very much.

**DENNIS S. MAPA, Ph.D.**

Undersecretary  
National Statistician and Civil Registrar General

For inquiries, contact:

**PSA Field Office**

Telephone No.: \_\_\_\_\_

E-mail Address: \_\_\_\_\_

**PSA Central Office**

Telephone No.: (02) 8376-2060

E-mail Address: [esss-rcu@psa.gov.ph](mailto:esss-rcu@psa.gov.ph)

FOR PSA USE ONLY																
FN				QN	QS	QR	ECN									
IND						PROV		MUN		BGY		SZ	LO	EO		

Page 2	READ CAREFULLY.	2019 ASPBI F2
--------	-----------------	---------------

<p style="text-align: center;"><b>CONFIDENTIALITY OF INFORMATION</b></p> <p>Section 26 of RA 10625 states that:</p> <p><i>"Individual data furnished by a respondent to statistical inquiries, surveys and censuses of the PSA shall be considered privileged communication and as such shall be inadmissible as evidence in any proceeding.</i></p> <p><i>The PSA may release aggregated information from statistical inquiries, surveys and censuses in the form of summaries or statistical tables in which no reference to an individual, corporation, association, partnership, institution or business enterprise shall appear."</i></p>	<p style="text-align: center;"><b>PENALTIES</b></p> <p>Section 27 of RA 10625 states that:</p> <p><i>"...Respondents of primary data collection activities such as censuses and sample surveys are obliged to give truthful and complete answers to statistical inquiries. The gathering, consolidation and analysis of such data shall likewise be done in the most truthful and credible manner. Any violation of this Act shall result in the imposition of the penalty of one (1) year imprisonment and a fine of One hundred thousand pesos (P100,000.00). In cases where the respondent fails to give truthful and complete answers to such statistical inquiries is a corporation, the above penalty shall be imposed against the responsible officer, director, manager and/or agent of said corporation. In addition, such erring corporation, enterprise or business concerned, shall be imposed a fine ranging from One hundred thousand pesos (P100,000.00) to Five hundred thousand pesos (P500,000.00)..."</i></p>
--	--

**HOW TO ACCOMPLISH THE ONLINE QUESTIONNAIRE**

**Step 1: Register**

- a. Open <https://aspbi.psa.gov.ph> in your web browser.
- b. Click on the link **Proceed to the online questionnaire**.
- c. Click on the link **Register here**.
- d. Register using the first 14-digit alphanumeric **Establishment Control Number (ECN)** found at the lower portion of the address stub on the cover page of this questionnaire and your establishment's **official email address**.
- e. Wait for the password to be sent to the registered email address.

**Step 2: Accomplish the questionnaire**

- a. Open <https://aspbi.psa.gov.ph> in your web browser.
- b. Log in using the **ECN** and the **password** provided to you.
- c. Fill-out all the data fields up to the **Certification** portion.

**Step 3: Confirm completion of the accomplished questionnaire**

- a. Tick the **checkbox** at the last page to confirm completion of the questionnaire.
- b. An acknowledgement will be sent to your registered email address.

**GENERAL INSTRUCTIONS**

- ⇒ Provide best estimates if exact figures are not available in your records. Indicate N.A. for items not applicable.
- ⇒ Refer to concepts and definition of terms, relevant explanatory notes in specific items when providing responses for each item or question.
- ⇒ Include only Philippine-based activities, including imports and exports, of this establishment.
- ⇒ Mark (✓) only **one box**, unless instructed otherwise.
- ⇒ All reports must pertain to 2019 as reference year.

Continued on Page 3

2019 ASPBI F2	PROVIDE INFORMATION ON THE APPROPRIATE SPACE OR BOX	Page 3
---------------	---	--------

GENERAL INFORMATION ABOUT THIS ESTABLISHMENT

**1. Business and Registered Name, Business Tax Identification Number (TIN), Business Address, Company Website and Social Media Account/s of this Establishment in 2019**

**A. Business Name:** \_\_\_\_\_

**B. Registered Name:** \_\_\_\_\_

**C. Business TIN:**

--	--	--

 - 

--	--	--

 - 

--	--	--

 - 

--	--	--	--

**D. Business Address:** \_\_\_\_\_

Do Not Fill (For PSA Use Only)					
PROV	MUN	BGY			

**E. Company Website:** \_\_\_\_\_

**F. Social Media Account/s:**

\_\_\_\_\_  
  
 \_\_\_\_\_

\_\_\_\_\_  
  
 \_\_\_\_\_

Others, *specify*: \_\_\_\_\_

**2. Economic Activity or Business in 2019**

⇒ Describe in detail the main economic activity, secondary and other activities of this establishment.

<p><b>A. Main Economic Activity</b> <i>(Refers to the activity that contributes the biggest or major portion of the gross income or revenue of this establishment.)</i></p> <div style="float: right; border: 1px solid black; padding: 2px; font-size: 0.8em;">             Do Not Fill (For PSA Use Only)              2009 PSIC <table border="1" style="display: inline-table; border-collapse: collapse; text-align: center;"> <tr><td style="width: 20px; height: 20px;"></td><td style="width: 20px; height: 20px;"></td><td style="width: 20px; height: 20px;"></td><td style="width: 20px; height: 20px;"></td><td style="width: 20px; height: 20px;"></td></tr> </table> </div> <p>_____</p> <p>_____</p> <p><b>A.1. Major products/goods produced or sold or type of service rendered</b> <i>Specify:</i></p> <p>_____</p> <p>_____</p> <p><b>B. Secondary Activities</b> <i>(Refer to activity carried out by this establishment that contributes the second biggest portion of the gross income or revenue of this establishment.)</i></p> <div style="float: right; border: 1px solid black; padding: 2px; font-size: 0.8em;">             Do Not Fill (For PSA Use Only)              2009 PSIC <table border="1" style="display: inline-table; border-collapse: collapse; text-align: center;"> <tr><td style="width: 20px; height: 20px;"></td><td style="width: 20px; height: 20px;"></td><td style="width: 20px; height: 20px;"></td><td style="width: 20px; height: 20px;"></td><td style="width: 20px; height: 20px;"></td></tr> </table> </div> <p>_____</p> <p>_____</p> <p><b>C. Other Activities</b> <i>(Refer to other activities carried out by this establishment in which the output, like that of the main and secondary activities, must be suitable for delivery outside this establishment.)</i></p> <div style="float: right; border: 1px solid black; padding: 2px; font-size: 0.8em;">             Do Not Fill (For PSA Use Only)              2009 PSIC <table border="1" style="display: inline-table; border-collapse: collapse; text-align: center;"> <tr><td style="width: 20px; height: 20px;"></td><td style="width: 20px; height: 20px;"></td><td style="width: 20px; height: 20px;"></td><td style="width: 20px; height: 20px;"></td><td style="width: 20px; height: 20px;"></td></tr> </table> </div> <p>_____</p> <p>_____</p>																<div style="border-bottom: 1px solid black; margin-bottom: 10px;">LN NO</div> <div style="border-bottom: 1px solid black; margin-bottom: 10px;">01</div> <div style="border-bottom: 1px solid black; margin-bottom: 10px;">02</div> <div style="border-bottom: 1px solid black; margin-bottom: 10px;">03</div> <div style="border-bottom: 1px solid black;">04</div>

**3. Year Started Operation**

⇒ Indicate the year when this establishment started operation regardless of its location in the Philippines.

--	--	--	--

Continued on Page 4



**GENERAL INFORMATION ABOUT THIS ESTABLISHMENT (cont.)**

#### 4. Legal Organization in 2019

⇒ Mark (✓) the box corresponding to the best description of this establishment.

- 1 ☐ Single Proprietorship  
2 ☐ Partnership  
3 ☐ Government Corporation  
4 ☐ Stock Corporation  
5 ☐ Non-stock, Non-profit Corporation  
6 ☐ Cooperative  
7 ☐ Others, **specify**: \_\_\_\_\_

## 5. Economic Organization in 2019

⇒ Mark (✓) the box corresponding to the best description of this establishment.

- 1 ☐ Single Establishment
- 2 ☐ Branch only  
⇒ Provide details of Main Office below
- 3 ☐ Establishment and main office  
(both located in the same address  
and with branches elsewhere)  
⇒ Provide details of branches in Item 22
- 4 ☐ Main Office only  
⇒ Provide details of branches in Item 22
- 5 ☐ Ancillary unit other than Main Office  
⇒ Provide details of Main Office below

**Single Establishment** is an establishment which has neither branch nor main office. It may have ancillary unit/s other than main office, located elsewhere.

**Branch** is an establishment which has a separate main office located elsewhere.

**Main office** is the unit which controls, supervises and directs one or more establishments of an enterprise.

**Ancillary unit** is the unit that operates primarily or exclusively for a related establishment or group of related establishments or its parent establishment and provides services that supports those establishments.

**A. Registered Name of Main Office**

<b>Do Not Fill (For PSA Use Only)</b>							
<b>ECN</b>							

**B. Address of Main Office**

PROV		MUN		BGY		

### C. Contact Person in Main Office

- (1) Name \_\_\_\_\_ (4) Fax No. \_\_\_\_\_  
(2) Title/Designation \_\_\_\_\_ (5) E-mail Address \_\_\_\_\_  
(3) Tel. No. \_\_\_\_\_

## 6. Capital Participation as of 31 December 2019

⇒ Indicate the percent share of the stockholders by nationality.

**Capital participation** refers to the claims of foreign and/or local investors against capital/equity.

- |                     |                   |  |
|---------------------|-------------------|--|
| 1 Filipino _____%   | 5 Chinese _____%  | 9 Korean _____%                          |
| 2 American _____%   | 6 Dutch _____%    | 10 Singaporean _____%                    |
| 3 Australian _____% | 7 German _____%   | 11 Taiwanese _____%                      |
| 4 British _____%    | 8 Japanese _____% | 12 Others, <b><i>specify:</i></b> _____% |

*Continued on Page 5*

2019 ASPBI F2	PROVIDE INFORMATION ON THE APPROPRIATE SPACE OR BOX.	Page 5
---------------	--	--------

## TOTAL EMPLOYMENT

### 7. Total Employment as of 15 November 2019

**Total employment** refers to the total number of persons, whether **paid** or **unpaid**, who work in or for this establishment as of 15 November 2019.

**EXCLUDE:**

- \* Members of cooperative who are not involved in the operation of the cooperative
- \* Workers on sub-contract agreement or under manpower agencies/contractors (to be reported in Item 8)

**Paid employees** are all full-time and part-time employees working in or for the establishment and receiving regular pay, as well as those working away from this establishment and paid by and under the control of this establishment.

**INCLUDE:**

- ✓ Employees on sick or maternity leave
- ✓ Employees on paid vacation or holiday
- ✓ Employees on strike
- ✓ Directors of corporations working for pay
- ✓ Executives/managers and other officers of the same category
- ✓ Working owners receiving regular pay
- ✓ Apprentices and learners receiving regular pay
- ✓ Persons hired only during peak seasons like planting, harvesting, and the like
- ✓ Any other employee receiving regular pay not reported above

**EXCLUDE:**

- \* Directors paid solely for their attendance at meetings of Board of Directors
- \* Consultants
- \* Workers on indefinite leave
- \* Working owners who do not receive regular pay
- \* Homeworkers
- \* Workers receiving commissions only
- \* Other workers not in the payroll of this establishment

**Unpaid workers** are working owners who do not receive regular pay, apprentices and learners without regular pay, and persons working for at least 1/3 of the working time normal to this establishment without regular pay.

**EXCLUDE:** Silent or inactive business partners

Type of Employment	Male (1)	Female (2)	Total (3)	LN NO
a. Paid Employees				01
b. Unpaid Workers				02
c. <b>Total</b> (sum of a and b)				03

## WORKERS ON SUB-CONTRACT AGREEMENT OR UNDER MANPOWER AGENCIES/CONTRACTORS

### 8. Workers on Sub-Contract Agreement or Under Manpower Agencies/Contractors as of 15 November 2019

**Workers on sub-contract agreement or under manpower agencies/contractors** are workers employed by the contractors to perform or complete a job, work or service within the premise of this establishment pursuant to a service agreement. These are workers which are **not in the payroll of this establishment**.

	Male (1)	Female (2)	Total (3)	LN NO
Workers on Sub-Contract Agreement or Under Manpower Agencies/Contractors				01

Continued on Page 6

### RESEARCH AND DEVELOPMENT (R&D) PERSONNEL DIRECTLY-HIRED

#### 9. R&D Personnel Directly-hired as of 15 November 2019

*Research and Development (R&D) refers to creative work undertaken as a systematic basis in order to increase the stock of knowledge, including knowledge of man, culture and society, and the use of this stock of knowledge to devise new applications.*

*R&D personnel are all persons employed directly on R&D as well as those providing direct services such as R&D managers, administrators and clerical staff. R&D personnel are classified into three categories: researchers, technicians and other personnel involved in R&D.*

*Researcher refers to person who uses or creates scientific knowledge and engineering and technological principles, i.e. person with scientific or technological training who is engaged in work in R&D, who directs the execution of R&D.*

*Technician refers to person engaged in R&D who had vocational or technical training in any branch of knowledge and technology.*

*Other R&D personnel refers to persons who are directly associated with the performance of R&D; clerical, secretarial and administrative personnel, skilled, semi-skilled workers in various trades and all other supporting workers.*

R&D Personnel Directly-hired by this Establishment	Male (1)	Female (2)	Total (3)	LN NO
a. Researchers				01
b. Technicians				02
c. Other R&D Personnel				03
d. <b>Total</b> (sum of a to c)				04

### PRODUCTION WORKERS AND HOURS WORKED

#### 10. Number of Production Workers as of 15 November 2019

*Production workers are workers directly engaged in the production process.*

**INCLUDE:**

- ✓ Working foremen

**EXCLUDE:**

- \* Apprentices and other learners receiving regular pay/not directly engaged in production process
- \* Managers, executives, administrative and technical personnel above foremen level
- \* Accounting and personnel staff
- \* Unpaid production workers

	Male (1)	Female (2)	Total (3)	LN NO
a. Production Workers Directly-hired				01
b. Production Workers on Sub-Contract Agreement or Under Manpower Agencies/Contractors				02

#### 11. Total Hours Worked in 2019

*Number of hours worked by production workers refers to the number of hours actually spent by production workers at work for the whole year of 2019.*

**INCLUDE:**

- ✓ Waiting time and overtime

**EXCLUDE:**

- \* Time spent for paid sick leave and paid vacation leave

	Male (1)	Female (2)	Total (3)	LN NO
a. Total Hours Worked by Production Workers Directly-hired				01
b. Total Hours Worked by Production Workers on Sub-Contract Agreement or Under Manpower Agencies/ Contractors				02

Continued on Page 7



2019 ASPBI F2	PROVIDE INFORMATION ON THE APPROPRIATE SPACE OR BOX	Page 7
---------------	---	--------

**REVENUE**

**12. Revenue in 2019**

*Revenue refers to cash received and receivables for products/by-products sold and services rendered.*

**Valuation:** *Products and by-products sold should be in **producer price** net of discounts and allowances. Services rendered should also be in **producer price**.*

**Producer price** is the amount receivable by the producer from the purchaser for a unit of a product (good produced or service rendered) as output minus any VAT, or similar deductible tax, invoiced to the purchaser. It excludes any transport charges invoiced separately by the producer.

**INCLUDE:**

- ✓ Goods transferred and services rendered to other establishments belonging to the same enterprise as this establishment. This should be treated as sales and valued as if sold to a customer.
- ✓ Revenue from products made elsewhere for this establishment on a contractual basis from materials supplied by this establishment.
- ✓ Sale of products/by-products to domestic market, transferred to other plants or establishments belonging to the same enterprise, directly exported and sold to exporters.

TYPE OF REVENUE	VALUE IN PESOS (Omit centavos)	LN NO
a. Sale of products/by-products (sum of 1 to 4)		01
1. Sales to domestic market <i>Sale of products/by-products of this establishment to another establishment including, producer, wholesaler and retailer, of a different enterprise.</i>		02
2. Interplant transfers <i>Shipment of products produced to other domestic plants or establishments belonging to the same enterprise as this establishment. These should be valued as though sold.</i>		03
3. Direct exports <i>Products produced and shipped directly outside the country by this establishment.</i>		04
4. Sales to exporters <i>Sale of products/by-products locally to exporters by this establishment.</i>		05
b. Sale of goods <i>Revenue from goods sold in similar condition as purchased.</i>		06
c. Revenue from industrial service done for others (sum of 1 and 2)		07
1. Contract and commission work done for others <i>Revenue from outsourcing activities done on materials owned and controlled by another establishment.</i>		08
2. Industrial repair, maintenance and installation work		09
d. Revenue from non-industrial service done for others (sum of 1 to 6)		10
1. Rent income from land		11
2. Rental income from buildings, warehouses and other structures		12
3. Rental income from machinery and transport equipment		13
4. Rental income from office equipment		14
5. Other rental income, <b>specify:</b> _____		15
6. Other income from non-industrial service done for others <b>Specify:</b> (sum of a and b)		16
a.) _____		17
b.) _____		18

Continued on Page 8

Page 8	PROVIDE INFORMATION ON THE APPROPRIATE SPACE OR BOX.	2019 ASPBI F2
--------	--	---------------

<b>REVENUE (cont.)</b>		
<b>12. Revenue in 2019</b>		
TYPE OF REVENUE	VALUE IN PESOS (Omit centavos)	LN NO
e. Interest income <i>(INCLUDE: Interest on finance leases; earnings on discounted bills; interest from deposits in banks and other financial institutions; interest/discounts on loans, deposits, financing, bonds, money market, etc.)</i>		19
f. Dividend income		20
g. Commissions and fees earned		21
h. Royalty income <i>Income received for trademarks, patents or secrecy and concessions.</i>		22
i. Franchise income <i>Income received to distribute or sell a product or service.</i>		23
j. Delivery charges separately invoiced to customers		24
k. Other income <i>(sum of 1 to 5)</i>		25
1. Foreign exchange gains		26
2. Gain from sale of assets		27
3. Gain resulting from the change in the fair value of assets, inventories		28
4. Gain from sale of investment assets and marketable securities		29
5. Others, <b>specify:</b> <i>(sum of a to c)</i>		30
a) _____		31
b) _____		32
c) _____		33
l. <b>Total Revenue</b> <i>(sum of a to k)</i>		34

<b>SALES FROM E-COMMERCE TRANSACTIONS</b>		
<b>13. Sales from E-commerce Transactions in 2019</b>		
⇒ Report sales from e-commerce transactions in 2019.		
<p><i>An e-commerce transaction is the sale or purchase of goods or services, whether between enterprises, households, individuals, governments, and other public or private organizations, conducted over computer networks by methods specifically designed for the purpose of receiving or placing of orders. The goods or services are ordered by those methods, but the payment and the ultimate delivery of the goods or services do not have to be conducted online.</i></p> <p><b>INCLUDE:</b> Orders made in web pages, extranet or Electronic Data Interchange or EDI.</p> <p><b>EXCLUDE:</b> Orders received via telephone, facsimile, or manually typed e-mail</p>		
Sales from E-commerce Transactions in 2019	VALUE IN PESOS (Omit centavos)	LN NO
		01

Continued on Page 9



2019 ASPBI F2	PROVIDE INFORMATION ON THE APPROPRIATE SPACE OR BOX.	Page 9
---------------	--	--------

**SUBSIDIES**

**14. Subsidies Received from the Government in 2019**

⇒ Report subsidies received from the government in 2019.

*Subsidies refer to special grants received from the government in the form of financial assistance to aid and develop an industry.*

**INCLUDE:**

<ul style="list-style-type: none"> <li>✓ Price support and price discount</li> <li>✓ Interest rate subsidy</li> <li>✓ Import subsidies</li> <li>✓ Direct subsidies on export</li> <li>✓ Subsidies resulting from multiple exchange rate</li> </ul>	<ul style="list-style-type: none"> <li>✓ Tax exemption/ tax privilege/ tax deduction</li> <li>✓ Subsidies to public corporations and quasi-corporations</li> <li>✓ Subsidies on products used domestically</li> <li>✓ Subsidies on payroll or workforce</li> <li>✓ Subsidies to reduce pollution</li> </ul>
--	---

Subsidies Received from the Government in 2019	VALUE IN PESOS (Omit centavos)	LN NO
		01

**EXPENSE**

**15. Expense in 2019**

*EXPENSE refers to cost incurred by this establishment during the year whether paid or payable.*

*Valuation: Goods and services should be in purchaser price.*

*Purchaser price is the amount paid by the purchaser, excluding any VAT or similar deductible tax, in order to take delivery of a unit of a good or service. It includes any transport charges paid separately by the purchaser to take delivery at the required time and place.*

**INCLUDE:**

- ✓ Goods received from and services rendered by other establishments belonging to the same enterprise as this establishment. These should be valued as though purchased.

TYPE OF EXPENSE	VALUE IN PESOS (Omit centavos)	LN NO
a. Raw materials used (sum of 1 and 2 less 3) (INCLUDE: Raw materials and fuels that enter into the product.)		01
1. Raw materials inventories, beginning		02
2. Raw materials purchased		03
3. Raw materials inventories, ending		04
b. Total Compensation (sum of 1 to 3)		05
1. Gross salaries and wages <i>Refer to payments in cash or in kind prior to any deductions for employee's contributions to SSS/GSIS, withholding tax, etc.</i>		06
2. Separation/retirement/terminal pay, gratuities, etc.		07
3. Total employer's contribution to SSS/GSIS, ECC, etc. (INCLUDE: Employer's contribution paid by this establishment to SSS/GSIS, Employees Compensation Commission (ECC), PhilHealth, PAG-IBIG, etc.)		08
4. Compensation for R&D personnel ⇒ Indicate in the box the total compensation for R&D personnel.		09

PhP

Continued on Page 10

Page 10	PROVIDE INFORMATION ON THE APPROPRIATE SPACE OR BOX.	2019 ASPBI F2
<b>EXPENSE (cont.)</b>		
<b>15. Expense in 2019</b>		
<b>TYPE OF EXPENSE</b>	<b>VALUE IN PESOS</b> (Omit centavos)	<b>LN NO</b>
c. Cost of goods sold (sum of 1 and 2 less 3)		10
1. Goods for resale inventories, beginning		11
2. Goods purchased for resale <i>Acquisition cost of goods purchased for resale without transformation or processing.</i>		12
3. Goods for resale inventories, ending		13
d. Overhead, general administrative and other operating expense (sum of 1 to 15)		14
1. Materials and supplies <i>(INCLUDE: Blasting materials, containers, packing materials and other plant supplies.)</i>		15
2. Electricity		16
3. Water		17
4. Fuels, lubricants, oils and greases		18
5. Industrial service done by others (sum of a and b)		19
a) Contract and commission work done by others		20
b) Industrial repair, maintenance and installation work done by others		21
6. Non-industrial service done by others (sum of a to i)		22
a.) Rent expense for land		23
b.) Rental expense for buildings, warehouses and other structures		24
c.) Rental expense for machinery and transport equipment		25
d.) Rental expense for office equipment		26
e.) Other rental expense, <i>specify:</i> _____		27
f.) Communication expense		28
g.) Insurance expense		29
h.) Transport service expense <i>(INCLUDE: Stevedoring, forwarding and freight charges.)</i>		30
i.) Other expense for non-industrial service done by others <i>(INCLUDE: Transportation and representation expense; bank charges; professional, business and other service fees; storage fees; advertising and promotional expenses; management fee; janitorial, security and messengerial service fee etc.)</i>		31

Continued on Page 11

2019 ASPBI F2	PROVIDE INFORMATION ON THE APPROPRIATE SPACE OR BOX.	Page 11
<b>EXPENSE (cont.)</b>		
<b>15. Expense in 2019</b>		
TYPE OF EXPENSE	VALUE IN PESOS (Omit centavos)	LN NO
7. Taxes on products and other taxes on production (sum of a and b)		32
a) Taxes on products <i>Taxes paid on products by producer or by the purchaser of the product. (INCLUDE: Import tax, export tax, excise tax, value added tax, sales tax, gross receipts tax, etc.)</i>		33
b) Other taxes on production <i>Taxes paid by the producer due to production. (INCLUDE: Business licenses, real estate tax, road tax, environmental tax, etc. EXCLUDE: Income tax.)</i>		34
8. Interest expense <i>Interest paid for loans obtained from banks and other financial institutions.</i>		35
9. Depreciation		36
10. Amortization for intangible assets		37
11. Research and development (R&D) expense <i>Amount spent on any systematic, scientific and creative work undertaken to increase the stock of knowledge and the use of this knowledge to create new or improved products, processes, services, and other applications. (EXCLUDE: Market research, testing analysis for quality control, minor alterations to existing products, legal and administrative work in connection with patent applications; R&amp;D capitalized)</i>		38
12. Environmental protection expense <i>Amount spent for the prevention, reduction and elimination of pollution as well as any degradation of the environment such as environmental protection services like wastewater treatment, reforestation, etc.</i>		39
13. Royalty fee <i>Expense for trademarks, patents or secrecy and concessions.</i>		40
14. Franchise fee <i>Expense made for license to make, distribute or sell a product or service.</i>		41
15. Other expense (sum of a to g)		42
a) Foreign exchange losses		43
b) Charitable donations and grants		44
c) Bad and doubtful debts <i>Report net of bad debts recovered.</i>		45
d) Loss from sale of assets		46
e) Loss resulting from the change in fair value of assets, inventories		47
f) Loss from sale of investment assets and marketable securities		48
g) Others, <b>specify:</b> (sum of 1 to 3)		49
1) _____		50
2) _____		51
3) _____		52
e. <b>Total Expense</b> (sum of a to d)		53

Continued on Page 12



Page 12	PROVIDE INFORMATION ON THE APPROPRIATE SPACE OR BOX.	2019 ASPBI F2
---------	--	---------------

CAPITAL EXPENDITURES, SALE AND BOOK VALUE OF TANGIBLE FIXED ASSETS, INCLUDING LOSSES AND DAMAGES

**16. Capital Expenditures, Sale and Book Value of Tangible Fixed Assets, Including Losses and Damages in 2019**

*Tangible Fixed Assets refer to physical assets (tangible) acquired and for use of this establishment and expected to have a productive life of more than one year. These include land, buildings, other structures, land improvements, transport equipment, machinery and equipment, sub-soil assets and other fixed assets.*

**INCLUDE:**

- ✓ Tangible fixed assets received from other establishments belonging to the same enterprise as this establishment should be valued as though purchased.
- ✓ Delivery charges and installation costs, taxes and other necessary fees (import duties, registration fees, etc.).

**EXCLUDE:**

- ✗ Financing cost

*Capital expenditures for tangible fixed assets refer to the full value of fixed assets acquired in 2019 whether or not full payments have been made.*

*Sale of tangible fixed assets refers to the actual amount received/realized (not book value) from the sale of fixed assets during the year including the value of fixed assets transferred to other establishments of the same enterprise.*

*Losses and damages refer to the decrease in the book value of tangible fixed assets due to theft, major catastrophe, and other accidental destructions.*

*Book value refers to the initial or acquisition cost of tangible fixed assets less accumulated depreciation charges. Also include in Book Value as of 31 December the capital expenditures for the corresponding tangible fixed assets.*

TYPE OF TANGIBLE FIXED ASSETS	VALUE IN PESOS (Omit centavos)					LN NO
	CAPITAL EXPENDITURES FOR TANGIBLE FIXED ASSETS		SALE OF TANGIBLE FIXED ASSETS	LOSSES AND DAMAGES	BOOK VALUE as of 31 December 2019	
	TOTAL	PERCENT Directly Imported				
	(1)	(2)	(3)	(4)	(5)	
a. Land						01
b. Buildings, other structures and land improvements <i>(INCLUDE: Leasehold improvements, major repairs, renovations and additions.)</i>						02
c. Transport equipment <i>(INCLUDE: Aircrafts, ships/vessels, trains, buses, cars, trucks and other transport equipment.)</i>						03
d. Machinery and equipment (sum of 1 to 4)						04
1. ICT machinery and equipment <i>(INCLUDE: Computer and peripherals, telecommunications equipment and apparatus.)</i>						05
2. Specialized industrial machinery <i>(INCLUDE: Metal working machineries; mining machineries; textile machineries; sawmill machineries; sugar mill machineries; and other special industrial machineries.)</i>						06
3. General industrial machinery and equipment <i>(INCLUDE: Air-conditioning and refrigeration equipment; pumps and compressor; power generating equipment; other electronic machinery and equipment other than telecommunications.)</i>						07
4. Other machinery and equipment <i>(INCLUDE: photographic equipment and optical goods; and others.)</i>						08
e. Sub-soil assets - for Mining establishments <i>(INCLUDE: Coal, oil and natural gas reserves; and metallic/non-metallic reserves.)</i>						09
f. Valuables <i>(INCLUDE: Precious stones and metals, paintings, sculptures, antiques, etc.)</i>						10
g. Other tangible fixed assets <i>(INCLUDE: Furniture and fixtures and other fixed asset not specified above.)</i>						11
h. <b>Total</b> (sum of a to g)						12

Continued on Page 13

2019 ASPBI F2	PROVIDE INFORMATION ON THE APPROPRIATE SPACE OR BOX.	Page 13
---------------	--	---------

<b>CAPITAL EXPENDITURES FOR ALL TANGIBLE FIXED ASSETS BY MODE OF ACQUISITION</b>		
<b>17. Capital Expenditures for All Tangible Fixed Assets by Mode of Acquisition in 2019</b> ⇒ Report the full value of all tangible fixed assets <u>acquired in 2019</u> by mode of acquisition. Total in this item should be equal to the <b>Total</b> reported in Item 16 column 1.		
<i>New tangible fixed assets refer to brand new tangible fixed assets acquired during the year, including directly/newly imported tangible fixed assets. Directly/newly imported tangible fixed assets are considered new whether or not they were used before they were imported.</i> <i>Major alterations and improvements on tangible fixed assets are done to increase the performance or capacity of existing tangible fixed assets or to significantly extend their expected service lives.</i> <i>Used tangible fixed assets refer to those that have been previously used within the country.</i> <i>Tangible fixed assets produced on own account refer to the physical assets produced by the establishment for its own use. It should be valued as the cost of all work put in place including overhead cost.</i>		
MODE OF ACQUISITION	VALUE IN PESOS (Omit centavos)	LN NO
a. New tangible fixed assets		01
b. Major alterations and improvements on tangible fixed assets		02
c. Land and used tangible fixed assets		03
d. Tangible fixed assets produced on own account		04
e. <b>Total</b> (sum of a to d)		05

<b>CAPITAL EXPENDITURES AND BOOK VALUE OF INTANGIBLE ASSETS</b>			
<b>18. Capital Expenditures and Book Value of Intangible Assets in 2019</b> ⇒ Report the full value of all intangible fixed assets <u>acquired in 2019</u> and <u>book value as of 31 December 2019</u> .			
<i>Intangible assets are non-financial produced fixed assets that mainly consist of mineral exploration, computer software, entertainment, literary or artistic originals intended to be used for more than one year.</i>			
TYPE OF INTANGIBLE ASSETS	VALUE IN PESOS (Omit centavos)		LN NO
	CAPITAL EXPENDITURES (1)	BOOK VALUE as of 31 December 2019 (2)	
a. Intangible non-produced assets <i>(INCLUDE: Purchased goodwill; patents, trademarks; franchises; licenses; processes; and copyrights; concessions; leases and other transferable contract.)</i>			01
b. Computer software and databases <i>(INCLUDE: Computer programs; systems and applications software purchased; computer software developed in-house; computer databases purchased; and computer databases developed in-house.)</i>			02
c. Mineral exploration and evaluation <i>Expenditures on exploration for petroleum and natural gas and for non-petroleum deposits and subsequent evaluation of the discoveries made.</i>			03
d. Entertainment, literary and artistic originals <i>(INCLUDE: Original films, sound recordings, manuscripts, tapes, models, etc., on which drama performances, radio and television programming, musical performances, sporting events, literary and artistic output, etc., are recorded.)</i>			04
e. Research and development			05
f. Other intangible assets			06
g. <b>Total</b> (sum of a to f)			07

Continued on Page 14



Page 14	PROVIDE INFORMATION ON THE APPROPRIATE SPACE OR BOX.	2019 ASPBI F2
---------	--	---------------

<b>TOTAL ASSETS</b>		
<b>19. Total Assets as of 31 December 2019</b>		
⇒ Report the total assets of this establishment as of 31 December 2019.		
<i>Total assets are resources including land owned and/or controlled by the establishment as a result of past transactions and events from which future economic benefits are expected to flow to the establishment.</i>		
<b>Total Assets as of 31 December 2019</b>	<b>VALUE IN PESOS</b> (Omit Centavos)	<b>LN NO</b>
		01

<b>CAPACITY UTILIZATION</b>		
<b>20. Average Capacity Utilization Rate of this Establishment in 2019</b>		
⇒ Report the capacity utilization in percent of this establishment as of 31 December 2019.		
<i>Capacity utilization is the ratio of total output to the maximum rated capacity of this establishment.</i>		
<b>Average Capacity Utilization Rate of this Establishment in 2019</b>	<b>PERCENT</b>	<b>LN NO</b>
		01

<b>INVENTORIES</b>			
<b>21. Inventories in 2019</b>			
<i>Inventories refer to stocks of goods owned by or under the control of this establishment as of a fixed date, regardless of where the stocks are located.</i> <i>Stocks of raw materials, fuels and supplies should be valued at current replacement cost in purchaser prices at the indicated dates. Finished products, work-in-progress and goods for resale should be valued at producer prices.</i> <i>Replacement Cost is the cost of an item in terms of its present price rather than its original price.</i> <i>Finished products refer to the value of goods manufactured by this establishment that are ready for sale/shipment.</i> <i>Work-in-progress refers to value of all materials which have been partially processed by the establishment but which are not usually sold or turned over to other establishments without further processing.</i>			
<b>TYPE OF INVENTORIES</b>	<b>VALUE IN PESOS (Omit centavos)</b>		<b>LN NO</b>
	As of 1 January 2019 (1)	As of 31 December 2019 (2)	
a. Finished products			01
b. Work-in-progress			02
c. Raw materials			03
d. Other materials and supplies <i>(INCLUDE: Blasting materials, containers, packing materials, plant supplies, office supplies, non-durable tools and spare parts, working clothes, etc.)</i>			04
e. Fuel, lubricants, oils and greases			05
f. Goods for resale			06
g. Others, <i>specify:</i> _____			07
h. <b>Total</b> (sum of a to g)			08

Continued on Page 15

2019 ASPBI F2	PROVIDE INFORMATION ON THE APPROPRIATE SPACE OR BOX.	Page 15
---------------	--	---------

<b>BRANCHES, DIVISIONS, PLANTS OWNED OR CONTROLLED</b>					
<b>22. Branches, Divisions, Plants Owned or Controlled (for Main Office)</b> ⇒ Indicate the total number of branches, divisions and plants owned or controlled by this establishment. For each branch, division, plant, or other establishment that this establishment owns or controls, indicate the name, address, main economic activity, total employment as of 15 November 2019 and year started operation.					
<b>Total Number of Branches/Divisions/Plants in the Philippines</b>					
NAME OF BRANCH/DIVISION/PLANT	ADDRESS	MAIN ECONOMIC ACTIVITY	TOTAL EMPLOYMENT as of 15 November 2019	YEAR STARTED OPERATION	Do Not Fill (For PSA Use Only) PROV/MUN/BGY ECN
	(1)	(2)	(3)	(4)	(5)
1					
2					
3					
4					
5					
⇒ Please use additional sheets, if necessary.					

<b>23. Evaluation of this Questionnaire</b>	
⇒ Mark (✓) the appropriate box. If applicable, indicate your response in the space provided.	LN NO
a. How much time was devoted to complete this questionnaire? 1 <input type="checkbox"/> less than 3 days    2 <input type="checkbox"/> 4 to 5 days    3 <input type="checkbox"/> 6 to 10 days    4 <input type="checkbox"/> more than 10 days	01
b. Did you use the previous answers as reference to complete this current questionnaire? 1 <input type="checkbox"/> Yes                      2 <input type="checkbox"/> No	02
c. Were all the information needed to complete this questionnaire easy at hand? 1 <input type="checkbox"/> Yes                      2 <input type="checkbox"/> No	03
d. How many persons accomplished this questionnaire? 1 <input type="checkbox"/> 1 personnel            2 <input type="checkbox"/> 2 personnel    3 <input type="checkbox"/> more than 2 personnel	04
e. On average, how many years have you been working in this establishment? 1 <input type="checkbox"/> less than 5 years    2 <input type="checkbox"/> 6 to 10 years    3 <input type="checkbox"/> 10 to 15 years    4 <input type="checkbox"/> more than 15 years	05
f. Did you use the ASPBI online questionnaire, which can be accessed in <a href="https://aspbi.psa.gov.ph">https://aspbi.psa.gov.ph</a> , to respond to the survey? 1 <input type="checkbox"/> Yes → (Stop here.)            2 <input type="checkbox"/> No → (Proceed to g.)	06
g. If no, please indicate your reason/s why you do not use the online questionnaire. _____ _____	07

Continued on Page 16

**24. Remarks**

⇒ Indicate any remarks that will help PSA understand the report.

**25. Certification**

I hereby certify that this report for the period \_\_\_\_\_ to \_\_\_\_\_ has been completed accurately.

Name \_\_\_\_\_ Signature \_\_\_\_\_

Title/Designation \_\_\_\_\_ Date \_\_\_\_\_

**26. Contact Person**

Person to be contacted for queries regarding this form:

Name \_\_\_\_\_ Address \_\_\_\_\_

Title/Designation \_\_\_\_\_

Tel. No. \_\_\_\_\_ Fax No. \_\_\_\_\_ E-mail Address \_\_\_\_\_

**THANK YOU FOR ACCOMPLISHING THIS FORM!**

**27. Processing Information: Do Not Fill (For PSA Use Only)**

Activity	Name	Signature	Number of items with Errors	Date
<b>Field Office</b>				
Distributed by:				/ /
Collected by:				/ /
Field Edited by:				/ /
Manually Processed by:				/ /
Machine Processed by:				/ /
<b>Central Office</b>				
Validated by:				/ /
				/ /





For Inquiries:

## PHILIPPINE STATISTICS AUTHORITY

PSA Complex, East Avenue, Diliman, Quezon City, Philippines 1101

Tel. No.+63(2) 84626600 loc. 820 • Telefax No.+63(2) 84626600 loc. 839

E-mail address: [info@psa.gov.ph](mailto:info@psa.gov.ph) • [kmcd.staff@psa.gov.ph](mailto:kmcd.staff@psa.gov.ph)



Visit us on  
[www.psa.gov.ph](http://www.psa.gov.ph)



Like us on Facebook  
[/PSAgovph](https://www.facebook.com/PSAgovph)



Follow us on X  
[@PSAgovph](https://twitter.com/PSAgovph)

