

VOLUME XIII

ISSN 1908 - 0425

# 2008 ANNUAL SURVEY OF PHILIPPINE BUSINESS AND INDUSTRY



## HEALTH AND SOCIAL WORK



Republic of the Philippines  
**NATIONAL STATISTICS OFFICE**  
Manila

# **2008 ANNUAL SURVEY OF PHILIPPINE BUSINESS AND INDUSTRY**

## **HEALTH AND SOCIAL WORK**



Republic of the Philippines  
**NATIONAL STATISTICS OFFICE**  
Manila



**REPUBLIC OF THE PHILIPPINES**

*His Excellency*

**PRESIDENT BENIGNO SIMEON C. AQUINO, III**



**NATIONAL STATISTICS OFFICE**

**CARMELITA N. ERICTA**

*Administrator*

**PAULA MONINA G. COLLADO**

*Deputy Administrator*

**ISSN 1908- 0425**

## FOREWORD

This volume contains the final results of the **2008 Annual Survey of Philippine Business and Industry (ASPBI)** for Major Division N (**Health and Social Work**). The 2008 ASPBI was conducted in May 2009 with the year 2008 as the reference period of data, except for employment which is as of November 15, 2008.

Statistics on the number of establishments, employment, compensation, revenue, cost, fixed assets, capital expenditures, inventories, and value added are presented by region and industry sub-class for establishments with total employment of 20 and over. Furthermore, statistics for all establishments and establishments with total employment of less than 20 are presented at the national level also by industry sub-class for easy reference of data users. Information contained in this report will be useful to government and non-government agencies in formulating and implementing economic plans and programs.

This Office acknowledges with sincere thanks and appreciation the cooperation of reporting establishments.

  
**CARMELITA N. ERICATA**  
Administrator

Manila, Philippines  
November 2010

# CONTENTS

	<b>page</b>
<b>FOREWORD</b> .....	iii
<b>EXPLANATORY TEXT</b>	
Introduction .....	xiii
Uses of Survey Data .....	xiii
ASPBI Slogan and Logo .....	xiv
Legal Authority .....	xiv
Penalty Clause .....	xv
Confidentiality of Information .....	xv
Scope and Coverage .....	xv
Unit of Enumeration .....	xvi
Classification of Establishments .....	xvii
Economic Organization .....	xvii
Legal Organization .....	xviii
Industrial Classification .....	xviii
Establishment Size .....	xviii
Geographic Classification .....	xviii
Frame of Establishments .....	xviii
Sampling Design .....	xix
Sampling Domain .....	xx
Geographic Domain .....	xx
Industry Domain .....	xxi
Employment Stratum .....	xxii
Sample Size Determination .....	xxii
Sampling Units .....	xxii
Sample Size .....	xxiv
Sample Allocation .....	xxvi
Estimation Procedure .....	xxvii
Questionnaire Design .....	xxxii
Survey Operations .....	xxxiv
Preparatory Activities .....	xxxiv
Publicity .....	xxxiv
Training .....	xxxiv

CONTENTS - *Continued*

	Field Operations .....	xxxvi
	Data Processing .....	xxxvii
	Tabulation .....	xxxviii
	Dissemination .....	xxxix
	Response Rate .....	xl
	Concepts and Definitions .....	xli
	Kinds of Establishments .....	xliii
	Symbols and Abbreviations Used in Statistical Tables .....	xlvi
	<b>BRIEF ANALYSIS</b> .....	xlvii
FIGURE A	Productivity indicators for health and social work establishments with total employment of 20 and over: 2008 .....	li
FIGURE B	Productivity indicators for health and social work establishments with total employment of less than 20: 2008 .....	lii
TABLE A	Summary statistics for health and social work establishments for all employment sizes by industry group: Philippines, 2008 .....	liii
TABLE B	Summary statistics for health and social work establishments with total employment of 20 and over by industry group: Philippines, 2008 .....	liv
TABLE C	Summary statistics for health and social work establishments with total employment of less than 20 by industry group: Philippines, 2008 .....	lv
<b>STATISTICAL TABLES FOR ESTABLISHMENTS FOR ALL EMPLOYMENT SIZES</b>		
TABLE 1	Summary statistics for health and social work establishments for all employment sizes by industry sub-class: Philippines, 2008 .....	3
TABLE 2	Number of establishments and employment by type and sex for health and social work establishments for all employment sizes by industry sub-class: Philippines, 2008 .....	4
TABLE 3	Number of establishments and compensation of paid employees for health and social work establishments for all employment sizes by industry sub-class: Philippines, 2008 .....	4
TABLE 4	Number of establishments and revenue by type for health and social work establishments for all employment sizes by industry sub-class: Philippines, 2008 .....	5
TABLE 4.1	Number of establishments and revenue from main activity by type of transaction for health and social work establishments for all employment sizes by industry sub-class: Philippines, 2008 .....	6

CONTENTS - *Continued*

	<b>page</b>	
TABLE 5	Number of establishments and cost by type for health and social work establishments for all employment sizes by industry sub-class: Philippines, 2008 . . . . .	6
TABLE 6	Number of establishments and capital expenditures of tangible fixed assets by type for health and social work establishments for all employment sizes by industry sub-class: Philippines, 2008 . . . . .	8
TABLE 6.1	Number of establishments and capital expenditures for directly imported tangible fixed assets by type for health and social work establishments for all employment sizes by industry sub-class: Philippines, 2008 . . . . .	9
TABLE 6.2	Number of establishments and capital expenditures for tangible fixed assets by mode of acquisition for health and social work establishments for all employment sizes by industry sub-class: Philippines, 2008 . . . . .	9
TABLE 6.3	Number of establishments and capital expenditures for intangible assets by type for health and social work establishments for all employment sizes by industry sub-class: Philippines, 2008 . . . . .	10
TABLE 7	Number of establishments and gross additions to tangible fixed assets for health and social work establishments for all employment sizes by industry sub-class: Philippines, 2008. . . . .	10
TABLE 7.1	Number of establishments and sale of tangible fixed assets by type for health and social work establishments for all employment sizes by industry sub-class: Philippines, 2008. . . . .	11
TABLE 7.2	Number of establishments and losses and damages to tangible fixed assets by type for health and social work establishments for all employment sizes by industry sub-class: Philippines, 2008 . . . . .	12
TABLE 8	Number of establishments and book value of tangible fixed assets by type for health and social work establishments for all employment sizes by industry sub-class: Philippines, 2008 . . . . .	13
TABLE 8.1	Number of establishments and value of intangible assets by type for health and social work establishments for all employment sizes by industry sub-class: Philippines, 2008 . . . . .	14
TABLE 9	Number of establishments and value of inventories by type for health and social work establishments for all employment sizes by industry sub-class: Philippines, 2008 . . . . .	14

	<b>page</b>	
TABLE 10	Number of reporting establishments and nationality of stockholder with highest capital participation rate as of December 31 for health and social work establishments for all employment sizes by industry sub-class: Philippines, 2008 . . . . .	15

**STATISTICAL TABLES FOR ESTABLISHMENTS WITH TOTAL EMPLOYMENT OF 20 AND OVER**

TABLE 1a	Summary statistics for health and social work establishments with total employment of 20 and over by region and industry sub-class: Philippines, 2008. . . . .	19
TABLE 2a	Number of establishments and employment by type and sex for health and social work establishments with total employment of 20 and over by region and industry sub-class: Philippines, 2008. . . . .	25
TABLE 3a	Number of establishments and compensation of paid employees for health and social work establishments with total employment of 20 and over by region and industry sub-class: Philippines, 2008 . . . . .	28
TABLE 4a	Number of establishments and revenue by type for health and social work establishments with total employment of 20 and over by region and industry sub-class: Philippines, 2008 . . . . .	31
TABLE 4a.1	Number of establishments and revenue from main activity by type of transaction for health and social work establishments with total employment of 20 and over by region and industry sub-class: Philippines, 2008 . . . . .	37
TABLE 5a	Number of establishments and cost by type for health and social work establishments with total employment of 20 and over by region and industry sub-class: Philippines, 2008 . . . . .	40
TABLE 6a	Number of establishments and capital expenditures of tangible fixed assets by type for health and social work establishments with total employment of 20 and over by region and industry sub-class: Philippines, 2008 . . . . .	49
TABLE 6a.1	Number of establishments and capital expenditures for directly imported tangible fixed assets by type for health and social work establishments with total employment of 20 and over by region and industry sub-class: Philippines, 2008 . . . . .	55
TABLE 6a.2	Number of establishments and capital expenditures for tangible fixed assets by mode of acquisition for health and social work establishments with total employment of 20 and over by region and industry sub-class: Philippines, 2008 . . . . .	58



	<b>page</b>	
TABLE 6a.3	Number of establishments and capital expenditures for intangible assets by type for health and social work establishments with total employment of 20 and over by region and industry sub-class: Philippines, 2008 . . . . .	61
TABLE 7a	Number of establishments and gross additions to tangible fixed assets for health and social work establishments with total employment of 20 and over by region and industry sub-class: Philippines, 2008 . . . . .	64
TABLE 7a.1	Number of establishments and sale of tangible fixed assets by type for health and social work establishments with total employment of 20 and over by region and industry sub-class: Philippines, 2008 . . . . .	67
TABLE 7a.2	Number of establishments and losses and damages to tangible fixed assets by type for health and social work establishments with total employment of 20 and over by region and industry sub-class: Philippines, 2008 . . . . .	73
TABLE 8a	Number of establishments and book value of tangible fixed assets by type for health and social work establishments with total employment of 20 and over by region and industry sub-class: Philippines, 2008 . . . . .	79
TABLE 8a.1	Number of establishments and value of intangible assets by type for health and social work establishments with total employment of 20 and over by region and industry sub-class: Philippines, 2008 . . . . .	85
TABLE 9a	Number of establishments and value of inventories by type for health and social work establishments with total employment of 20 and over by region and industry sub-class: Philippines, 2008 . . . . .	88
TABLE 10a	Number of reporting establishments and nationality of stockholder with highest capital participation rate as of December 31 for health and social work establishments with total employment of 20 and over by region and industry sub-class: Philippines, 2008 . . . . .	94

**STATISTICAL TABLES FOR ESTABLISHMENTS WITH TOTAL EMPLOYMENT  
OF LESS THAN 20**

TABLE 1b	Summary statistics for health and social work establishments with total employment of less than 20 by industry sub-class: Philippines, 2008 . . . . .	103
TABLE 2b	Number of establishments and employment by type and sex for health and social work establishments with total employment of less than 20 by industry sub-class: Philippines, 2008 . . . . .	104

CONTENTS - *Continued*

		<b>page</b>
TABLE 3b	Number of establishments and compensation of paid employees for health and social work establishments with total employment of less than 20 by industry sub-class: Philippines, 2008 .....	104
TABLE 4b	Number of establishments and revenue by type for health and social work establishments with total employment of less than 20 by industry sub-class: Philippines, 2008 .....	105
TABLE 4b.1	Number of establishments and revenue from main activity by type of transaction for health and social work establishments with total employment of less than 20 by industry sub-class: Philippines, 2008 .....	106
TABLE 5b	Number of establishments and cost by type for health and social work establishments with total employment of less than 20 by industry sub-class: Philippines, 2008 .....	106
TABLE 6b	Number of establishments and capital expenditures of tangible fixed assets by type for health and social work establishments with total employment of less than 20 by industry sub-class: Philippines, 2008 .....	108
TABLE 6b.2	Number of establishments and capital expenditures for tangible fixed assets by mode of acquisition for health and social work establishments with total employment of less than 20 by industry sub-class: Philippines, 2008 .....	109
TABLE 6b.3	Number of establishments and capital expenditures for intangible assets by type for health and social work establishments with total employment of less than 20 by industry sub-class: Philippines, 2008 .....	109
TABLE 7b	Number of establishments and gross additions to tangible fixed assets for health and social work establishments with total employment of less than 20 by industry sub-class: Philippines, 2008 .....	110
TABLE 7b.1	Number of establishments and sale of tangible fixed assets by type for health and social work establishments with total employment of less than 20 by industry sub-class: Philippines, 2008 .....	110
TABLE 7b.2	Number of establishments and losses and damages to tangible fixed assets by type for health and social work establishments with total employment of less than 20 by industry sub-class: Philippines, 2008 .....	111
TABLE 8b	Number of establishments and book value of tangible fixed assets by type for health and social work establishments with total employment of less than 20 by industry sub-class: Philippines, 2008 .....	112

CONTENTS - *Concluded*

	<b>page</b>	
TABLE 8b.1	Number of establishments and value of intangible assets by type for health and social work establishments with total employment of less than 20 by industry sub-class: Philippines, 2008. . . . .	113
TABLE 9b	Number of establishments and value of inventories by type for health and social work establishments with total employment of less than 20 by industry sub-class: Philippines, 2008 . . . . .	114
TABLE 10b	Number of reporting establishments and nationality of stockholder with highest capital participation rate as of December 31 for health and social work establishments with total employment of less than 20 by industry sub-class: Philippines, 2008 . . . . .	115

**APPENDICES**

Appendix 1	2008 Annual Survey of Philippine Business And Industry Questionnaire (ASPBI Form No. 5) . . . . .	119
Appendix 2	ASPBI Sampling Rates by Sector, Employment Strata, and 5 Digit PSIC . . . . .	130
Appendix 3	2008 ASPBI Designation Order No. 2008-176 . . . . .	135

## EXPLANATORY TEXT

### INTRODUCTION

The 2008 ASPBI is one of the designated statistical activities of the National Statistics Office with the objective of collecting and generating information on the structure and trends of economic activities for the year 2008 in the formal sector of the economy.

In the conduct of annual surveys of establishments by the National Statistics Office, the 2008 ASPBI represents the series listed below by sector:

<b>Sector</b>	<b>N<sup>th</sup> Series</b>	<b>Sector</b>	<b>N<sup>th</sup> Series</b>
Agriculture, Forestry and Hunting	15 <sup>th</sup>	Hotels and Restaurants	26 <sup>th</sup>
Fishery	15 <sup>th</sup>	Transport, Storage and Communications	25 <sup>th</sup>
Mining and Quarrying	25 <sup>th</sup>	Financial Intermediation	26 <sup>th</sup>
Manufacturing	39 <sup>th</sup>	Real Estate, Renting and Business Activities	26 <sup>th</sup>
Electricity, Gas and Water	25 <sup>th</sup>	Education	26 <sup>th</sup>
Construction	15 <sup>th</sup>	Health and Social Work	26 <sup>th</sup>
Wholesale and Retail Trade; Repair of Motor Vehicles and Personal and Household Goods	30 <sup>th</sup>	Other Community, Social and Personal Service Activities	26 <sup>th</sup>

### Uses of Survey Data

The data collected from the ASPBI will constitute bases upon which the government and the private sector can formulate policies and evolve economic development plans.

Specifically, the survey results are used in:

- constructing national and regional income accounts of the Philippine economy
- formulating development strategies and monitoring plans/policies in the attainment of national and regional goals
- determining and comparing regional economic structures and performance
- valuating conditions of the economy, employment and income perspective in order to make more informed decisions

- evaluating business options, assessing opportunities for new investments and estimating market shares of industries
- providing updates for the frame of establishments

### ASPBI Slogan and Logo

***Providing Statistics for a Globally Competitive Economy*** – This is the slogan of the census/survey of establishments since the 2000 CPBI. Along with the slogan is the logo shown below.



The logo, which is a stylistic representation of the Filipino flag, capsulizes the objectives of the 2008 ASPBI.

The golden sun represents the vision of hope which reaches out like the sun's rays for the improvement of the quality of life of all Filipinos; the red chart, the desired trend of the country's economic progress; the white building, the businesses and industries that propel the growth of the economy; while the blue background symbolizes the cooperation between and among the data providers, data producers and data users.

### LEGAL AUTHORITY

The conduct of the 2008 ASPBI was undertaken by authority of the following legislative acts and presidential directives:

- **Commonwealth Act No. 591** An Act to Create the Bureau of the Census and Statistics to consolidate statistical activities of the government therein. This empowers the Bureau, among other things, to prepare for and undertake all censuses of population, agriculture, industry and commerce.
- **Presidential Decree No. 418** dated March 20, 1974 reconstituted the Bureau of the Census and Statistics as a new agency to be known as the National Census and Statistics Office (NCSO), under the administrative supervision of the National Economic Authority (NEDA).
- **Executive Order No. 121** (Reorganization Act of the Philippine Statistical System) dated August 4, 1987 renamed the National Census and Statistics Office (NCSO) to National Statistics Office (NSO) which shall be the major statistical agency responsible for generating general purpose statistics and undertaking such censuses and surveys.
- **Executive Order 352** (Designation of Statistical Activities that will generate critical data for decision-making by the Government and the Private Sector), dated July 1, 1996.
- **Executive Order 5** (Strengthening the National Statistics Office), dated July 29, 1998.

## **Penalty Clause**

Section 3 of the Commonwealth Act No. 591 states that:

“Any person who fails to accomplish, mail or deliver such questionnaire or form received by him to the Bureau of the Census and Statistics within thirty days of its receipt by him; or any person who signs such questionnaire or form, knowingly gives data or information which shall prove to be materially untrue in any particular; or any person who signs such questionnaire or form after it has been accomplished in the knowledge that it is untrue, in any particular, shall upon conviction, be punished by a fine of not more than six hundred pesos or by imprisonment for not more than six months, or by both.”

## **Confidentiality of Information**

Section 4 of the Commonwealth Act No. 591 states that:

“Data furnished the Bureau of the Census and Statistics by an individual, corporation, partnership, institution or business enterprise shall not be used as evidence in any court or in any public office either as evidence for or against the individual, corporation, association, partnership, institution or business enterprise from whom such data emanates; nor shall such data or information be divulged to any person except authorized employees of the Bureau of the Census and Statistics, acting in the performance of their duties; nor shall data be published except in the form of summaries or statistical tables in which no reference to an individual, corporation, association, partnership, institution, or business enterprise shall appear. Any person violating the provisions of this section shall, upon conviction, be punished by a fine of not more than six hundred pesos or by imprisonment for not more than six months, or by both.”

## **SCOPE AND COVERAGE**

The 2008 ASPBI is a nationwide undertaking confined to the formal sector of the economy and as such excludes the “informal” sector. The following comprise the formal sector:

1. Corporations and partnerships
2. Cooperatives and foundations
3. Single proprietorship with employment of 10 or more
4. Single proprietorship with branches

The rationale of covering only the formal sector for the survey is based on the contribution of this group to the value added of the major sectors. The 2005 ASPBI results show that the contribution of the formal sector was at least 50 percent of value added. In 11 of the 14 sectors, value added of the formal sector ranged from 80 to 100 percent of the total. Another consideration was the quality of the ASPBI frame. The ASPBI frame is extracted from the List of Establishments (LE). The series of updating operations since 1999 focused more on the updating of the formal sector. Budgetary constraint was the reason why coverage was limited to these economic units.

The 2008 ASPBI covers only the following economic units:

- All establishments with Total Employment (TE) of 10 or more, and

- All establishments with TE of less than 10, except those establishments with Legal Organization (LO=1, Single Proprietorship) and Economic Organization (EO=1, single establishment) that are engaged in economic activities, classified according to the amended 1994 Philippine Standard Industrial Classification.

The economic activities within the scope and coverage of the 2008 ASPBI are listed below.

<b>1994 PSIC</b>	<b>Economic Activity</b>	<b>1994 PSIC</b>	<b>Economic Activity</b>
A	Agriculture, Hunting and Forestry	H	Hotels and Restaurants
B	Fishing	I	Transport, Storage and Communications (except operators of tricycles, pedicabs, jeepneys, Asian Utility Vehicles (AUVs), government postal and telegraphic offices, booking/ticketing offices of foreign airlines)
C	Mining and Quarrying	J	Financial Intermediation (except Central Bank)
D	Manufacturing	K	Real Estate, Renting and Business Activities (except letting and operating real estate such as residential and non-residential buildings and land rentals)
E	Electricity, Gas and Water	M	Education (except public education services)
F	Construction	N	Health and Social Work (except public medical, dental and other health services)
G	Wholesale and Retail Trade; Repair of Motorcycles and Personal and Household Goods (except sari-sari stores with no regularly paid employees)	O	Other Community, Social and Personal Service Activities (except activities of membership organizations, not elsewhere classified)

Moreover, to improve response rates for Government-Owned-And-Controlled Corporations (GOCCs) LO=3, only those with EO= 1, 3, and 4 were covered starting with the 2008 ASPBI.

## **UNIT OF ENUMERATION**

The unit of enumeration in the ASPBI or any other economic survey or census of the NSO is the establishment. It is defined in the United Nations International Recommendations on Industrial Statistics as:

*“an economic unit under a single ownership control, i.e., under a single legal entity, engaged in one or predominantly one kind of economic activity at a single fixed location.”*

In actual practice, however, there are difficulties in applying the ideal definition so the establishment is defined in operational terms to take into account the organization and record keeping practices of certain sectors by making the single location and activity criteria more flexible. This necessitates the use of the kind-of-activity unit for certain sectors as the single location restriction is eliminated.

For the Construction; Transport, Storage and Communications; Other Monetary Institutions, Credit Card Activities, Non-bank Financial Intermediation not elsewhere classified (except mutual building and loan association operation, non-stock savings and loan association operation, and credit cooperative activities), Insurance and Pension Funding; Pre-need Plan Activities, Activities Auxiliary to Insurance and Pension Funding; Real Estate Buying, Developing, Subdividing and Selling; Cemetery Development and Sale; and Investigation and Security Activities, the establishment is defined as:

*“the unit that is engaged in the production of the most homogenous group of goods and services, usually at one location, but sometimes over a wider area, for which separate records are available that can provide data concerning the production of these goods and services and the materials, labor and physical resources used in the production.”*

This unit also applies to cooperatives engaged in generation, collection and distribution of electricity; and collection, purification and distribution of water.

## **SURVEY DESIGN**

### **Classification of Establishments**

An establishment is categorized by its economic organization (EO), legal organization (LO), industrial classification, employment size, and geographic location.

**Economic Organization.** (EO) This relates to the organizational structure or role of the establishment in the organization. The following are the types of EO:

- Single establishment (EO=1) is an establishment which has neither branch nor main office.
- Branch only (EO=2) is an establishment which has a separate main office located elsewhere.
- Establishment and main office (EO=3), both located in the same address and with branch/es elsewhere.
- Main office only (EO=4) is the unit which controls, supervises and directs one or more establishments of an enterprise.
- Ancillary unit other than Main Office (EO=5) is the unit that operates primarily or exclusively for a related establishment or group of related establishments or its parent establishment and provides goods or services that support but do not become part of the output of those establishments.



**Legal Organization.** (LO) This provides the legal basis for ownership of the establishment. The following are the types of LO:

- Single Proprietorship (LO=1) is a business establishment organized, owned and managed by one person, who alone assumes the risk of the business enterprise.
- Partnership (LO=2) is an association of two or more individuals for the conduct of a business enterprise based upon an agreement or contract between or among them to contribute money, property or industry into a common fund with the intention of dividing profits among themselves.
- Government Corporation (LO=3) is a private corporation organized for private aim, benefit or purpose and owned and controlled by the government.
- Private Corporation (LO=4) is a corporation organized by private persons.
- Cooperative (LO=5) is an organization composed primarily of small producers and/or consumers who voluntarily join together to form business which they themselves own, control and patronize.
- Others (LO=6) is an organization not classified in any of the above classification. It includes private associations, foundations, NGOs or other forms of legal organization.

**Industrial Classification.** The industrial classification of an economic unit is determined by the activity from which it derives the major income or revenue. The amended 1994 Philippine Standard Industrial Classification (PSIC) is utilized to classify economic units according to their economic activities. It is aligned with the International Standard Industrial Classification of all economic activities (ISIC) Revision 3.1.

**Establishment Size.** The size of an establishment is determined by its Total Employment (TE). The following is the employment size classification used in the establishment survey:

<b>TE Code</b>	<b>Total Employment (TE)</b>
0	1-4
1	5-9
2	10-19
3	20-49
4	50-99
5	100-199
6	200-499
7	500-999
8	1,000-1,999
9	2,000 and over

**Geographic Classification.** Establishments are also classified by geographic area using the Philippine Standard Geographic Code (PSGC). The PSGC contains the latest updates on the

official number of regions, provinces, cities, municipalities and barangays in the Philippines. It consists of the 17 administrative regions as approved under Executive Order No. 36 dated 19 September 2001 (*Providing for the Reorganization of the Administrative Regions in Mindanao...*) and Executive Order No. 103 dated 17 May 2002 (*Dividing Region IV into Region IV-A and region IV-B, transferring the province of Aurora to Region III*).

The geographic codes used in the 2008 ASPBI are in accordance with PSGC as of September 2008.

## **Frame of Establishments**

The 2008 ASPBI sampling frame was extracted from the 2008 List of Establishments (LE). There were 761,409 establishments in operation in the country in 2008. Distribution of these establishments reveals that 604,777 establishments are classified as the informal sector and the remaining 156,632 establishments are considered as the formal sector. A total of 139,492 (89%) of establishments classified in the formal sector are within the coverage of the 2008 ASPBI and thus, comprise the frame of the survey.

The 2008 LE is the combined result of the following:

1. 2004 Updating of the List of Establishments (ULE) conducted in the National Capital Region and in selected urban barangays in cities/provincial capitals/first class municipalities (2004 ULE areas) during the period from September 2004 to May 2005.
2. 2005 ULE in rural barangays in provincial capitals/cities/municipalities of selected provinces (2005 ULE areas) conducted from September to December 2005. The selected provinces are in Regions 3 and 4, in provinces where NSO Regional Office is located, and in provinces with the highest count of establishments in rural barangays of the provincial capitals/cities/municipalities. It also covered growth areas in selected provinces.
3. 2008 LE conducted in September 2008 in priority areas (growth centers and other areas where significant changes in number of establishments were observed) and field verification of status and characteristics of establishments listed in selected sources but not found in the LE or referred to as “no matched” establishments.
4. Survey feedbacks from the 2006 CPBI (Census of Philippine Business and Industry), 2008 MISSI (Monthly Integrated Survey of Selected Industries), the 2008 QSPBI (Quarterly Survey of Philippine Business and Industry), the 2008 SIFE (Survey on Impact of Floods on Establishments), the 2007 SSIC (Special Survey of Imported Commodities) and 2008 SPLN (Survey on Production and Logistics Networks of Philippine Manufacturing Industries) were also used to update and validate the 2008 LE.

## **Sampling Design**

The 2008 ASPBI used stratified systematic sampling with five-digit PSIC serving as first stratification variable and total employment (TE) as the second stratification variable.

## Sampling Domain

### Geographic Domain

For establishments with total employment of less than 20, the geographic domain was the whole country. For those with total employment of 20 and over, the geographic domains were the 17 administrative regions of the country as shown in the table below. Hence, the samples of the 2008 ASPBI with total employment of 20 and over can provide estimates up to the regional level while those for less than 20 only at the national level.

#### List of Geographic Domains and Provinces Comprising the Region

REGION	PROVINCE
National Capital Region (NCR)	City of Manila, Quezon City, Mandaluyong City, Marikina City, Pasig City, San Juan City, Caloocan City, Malabon City, Navotas City, Valenzuela City, Makati City, Pateros, Taguig City, Parañaque City, Las Piñas City, Muntinlupa City, Pasay City
Cordillera Administrative Region (CAR)	Abra, Apayao, Benguet, Ifugao, Kalinga, Mountain Province
Region I – Ilocos Region	Ilocos Norte, Ilocos Sur, La Union, Pangasinan
Region II – Cagayan Valley	Batanes, Cagayan, Isabela, Nueva Vizcaya, Quirino
Region III – Central Luzon	Aurora, Bataan, Bulacan, Nueva Ecija, Pampanga, Tarlac, Zambales
Region IVA – CALABARZON	Cavite, Laguna, Batangas, Rizal, Quezon
Region IVB – MIMAROPA	Oriental Mindoro, Occidental Mindoro, Romblon, Marinduque, Palawan
Region V – Bicol Region	Albay, Camarines Norte, Camarines Sur, Catanduanes, Masbate, Sorsogon
Region VI – Western Visayas	Aklan, Antique, Capiz, Guimaras, Iloilo, Negros Occidental
Region VII – Central Visayas	Bohol, Cebu, Negros Oriental, Siquijor
Region VIII – Eastern Visayas	Biliran, Leyte, Southern Leyte, Eastern

REGION	PROVINCE
	Samar, Northern Samar, Western Samar
Region IX – Zamboanga Peninsula	Zamboanga del Norte, Zamboanga del Sur, Zamboanga Sibugay, City of Isabela
Region X– Northern Mindanao	Bukidnon, Camiguin, Lanao del Norte, Misamis Occidental, Misamis Oriental
Region XI – Davao Region	Compostela Valley, Davao del Norte, Davao del Sur, Davao Oriental
Region XII – SOCCSKSARGEN	North Cotabato, Sarangani, South Cotabato, Sultan Kudarat, Cotabato City
Region XIII - Caraga	Agusan del Sur, Agusan del Norte, Dinagat Island, Surigao del Sur, Surigao del Norte
Autonomous Region in Muslim Mindanao (ARMM)	Lanao del Sur, Maguindanao (excluding Cotabato City), Sulu, Tawi-Tawi, Basilan (excluding Isabela City)

### **Industry Domain**

There were 1,036 sub-classes (5-digit PSIC) which constituted the industry domains for both establishments with TE of 20 and over and TE of less than 20. This was done to prepare for the translation of the amended 1994 PSIC to the ISIC Rev 4, with emphasis on the sub-classes that were split into two or more ISIC codes; and at the same time provide data for ICT (Information and Communication Technology) and other emerging industries.

The table below presents the distribution of industry strata by major division of the amended 1994 PSIC.

#### **Distribution of Industry Strata by Major Division**

Major Division	Number of Strata
A	114
B	20
C	26
D	441
E	4

Major Division	Number of Strata
F	15
G	167
H	12
I	53
J	39
K	74
M	11
N	18
O	42
<b>Total</b>	<b>1,036</b>

### **Employment Stratum**

For the 2008 ASPBI, some TE sizes were combined or taken as a group to comprise an ***employment stratum*** and were limited to only five strata for all major divisions. The basic consideration for grouping was the concentration of establishments in the employment size.

Within the industry domains for each major division, the establishments were grouped according to the following employment stratum:

Employment Stratum	
TE 1 - 9	- size 0 & 1
TE 10 - 19	- size 2
TE 20 - 49	- size 3
TE 50 - 99	- size 4
TE 100 & over	- size 5 to 9

### **Sample Size Determination**

#### **Sampling Units**

Table below shows the sampling units by major division/group/class. Generally, the sampling unit for major divisions, except Construction and Transport, Storage and Communications, included establishments with EO = 1 (single establishment), 2 (branch) or 3 (establishment and main office).

However, the sampling units for Construction and Transport, Storage and Communications and selected industry group/class were establishments with EO = 1, 3 or 4 (main office only). These establishments do not strictly meet the criteria for defining an establishment as these are classified as kind-of-activity units.

For GOCCs, the sampling units were those with EO=1,3 and 4.

### Sampling Units by Major Division/Group/Class

Major Division / Group	Description	EO
A	Agriculture, Hunting and Forestry	1, 2, 3
B	Fishing	1, 2, 3
C	Mining and Quarrying	1, 2, 3
D	Manufacturing	1, 2, 3
E	Electricity, Gas and Water Supply except E401 and E410	1, 2, 3
E401	Generation, collection and distribution of electricity with LO = 3	1, 3, 4
E401	Generation, collection and distribution of electricity with LO = 1, 2, 4, 5, 6	1, 2, 3
E410	Collection, purification and distribution of water with LO = 3	1, 3, 4
E410	Collection, purification and distribution of water with LO = 1, 2, 4, 5, 6	1, 2, 3
F	Construction	1, 3, 4
G	Wholesale and Retail Trade; Repair of Motor Vehicles, Motorcycles, and Personal and Household Goods	1, 2, 3
H	Hotels and Restaurants	1, 2, 3
I	Transport, Storage and Communications	1, 3, 4
J	Financial Intermediation except J659, J6701, J6702, J6703, J6814 and J682	1, 2, 3
J659	Other monetary intermediation	1, 3, 4
J6613	Credit card activities	1, 3, 4
J66910	Investment company operation	1, 3, 4
J66920	Investment house operation	1, 3, 4
J66930	Securities dealership, own account	1, 3, 4
J66940	Financial holding company activities	1, 3, 4
J66950	Venture capital corporation	1, 3, 4

Major Division / Group	Description	EO
J6701	Life insurance	1, 3, 4
J6702	Pension funding/fund management	1, 3, 4
J6703	Non-life insurance	1, 3, 4
J6814	Pre-need plan activities	1, 3, 4
J682	Activities auxiliary to insurance and pension funding	1, 3, 4
K	Real estate, Renting and Business Activities except K7012, K7492	1, 2, 3
K7012	Real estate buying, developing, subdividing and selling	1, 3, 4
K7013	Cemetery development and sale including burial crypt	1, 3, 4
K7492	Investigation and security activities	1, 3, 4
M	Education	1, 2, 3
N	Health and Social work	1, 2, 3
O	Other Community, Social and Personal Service Activities	1, 2, 3

### **Sample Size**

The sample size of the 2008 ASPBI was determined based on the following factors: budget, acceptable sampling error, level of disaggregation of the estimates aligned with the ISIC Rev4, coefficients of variation and number of establishments by industry. Given the importance of the results of the ASPBI to the Philippine System of National Accounts (PSNA), the sample size has to be at a manageable level without compromising the reliability and accuracy of the survey returns.

In general, the TE 100 and over is a **certainty stratum** for all sectors. Refer to Appendix 2 for the sampling rates by sector, by employment stratum, and 5-digit PSIC industry. It also shows the non-certainty strata by major division and selected sub-classes.

*A **certainty stratum** is defined as the employment stratum whose sampling ratio is 100 percent. In this stratum, all establishments are taken as certainty samples, i.e. the selection probability is 1 and the sampling weight is 1. On the other hand, a **non-certainty stratum** is the employment stratum where only sample establishments are taken.*

The employment strata TE of 20 and over, whose establishments are considered as 'large' units, comprised the **certainty strata** for the Major Divisions D,I,J,O and including selected sub-classes in Major Divisions A, G, H, K ,M, and N.

For all major divisions except B, C, E, and F, the employment strata in TE of less than 20 are considered as non-certainty strata, except for those identified as the Information and Communication Technology (ICT) core industries and the following sub-classes in manufacturing:

- manufacture of coke oven products (D23100)
- manufacture of refined petroleum products (D23200)
- manufacture of other fuel products (D23300)
- manufacture of cement (D26200)

The following sectors were, however, taken on a 100 percent basis regardless of employment stratum because of the relatively small number of their population.

- B - Fishing
- C - Mining and Quarrying
- E - Electricity, Gas and Water
- F - Construction

**a. Sample size for total employment of less than 20**

The sample size for TE of less than 20 was determined by applying the specified sampling rates for each employment stratum (that is, separately for strata TE 1-9 and TE 10 -19) of the industry domain (5-digit PSIC) at the national level. The total sample size for establishments with TE of less than 20 was about **11,000**.

**b. Sample Size for total employment of 20 and over**

The sample size for establishments with TE of 20 and over was obtained by applying the specific sampling rates for the  $i^{\text{th}}$  employment stratum in the  $h^{\text{th}}$  industry stratum at the national level and then allocated to **geographic domain** (region). The aggregate sample size for TE of 20 and over in all sectors was about **18,000** establishments.

**Sample Size by Major Division**

Major Division	Description	Sample Size		
		Total	Less than 20	20 and over
<b>Total</b>		<b>29,216</b>	<b>11,161</b>	<b>18,055</b>
A	Agriculture, Hunting and Forestry	1,029	463	566
B	Fishing	550	369	181
C	Mining and Quarrying	117	58	59
D	Manufacturing	7,445	1,918	5,527



Major Division	Description	Sample Size		
		Total	Less than 20	20 and over
E	Electricity, Gas and Water Supply	940	489	451
F	Construction	1,198	583	615
G	Wholesale and Retail Trade; Repair of Motor Vehicles, Motorcycles, and Personal and Household Goods	6,889	3,139	3,750
H	Hotels and Restaurants	957	233	724
I	Transport, Storage and Communications	1,767	682	1,085
J	Financial Intermediation	1,303	512	791
K	Real Estate, Renting and Business Activities	3,326	1,368	1,958
M	Education	1,435	266	1,169
N	Health and Social Work	608	181	427
O	Other Community, Social and Personal Service Activities	1,652	900	752

Thus, the total number of samples for the 2008 ASPBI is about **29,216**.

### **Sample Allocation**

#### **a. Sample Allocation for TE of less than 20 (Strata TE 1-9 and TE 10-19)**

No allocation was done in these strata, as the sample sizes were determined at the 5-digit PSIC (Industry domain) and national level.

Minimum sample size was set to 3 establishments and maximum of 30 per cell (industry domain and employment stratum). However, when the total number of establishments (N) in the cell is equal to or less than the set minimum sample size, all establishments in that cell were taken as samples.

#### **b. Sample Allocation for TE 20 and over (Strata TE 20-49 and TE 50-99)** Proportional allocation was used in allocating the number of samples in the sampling strata of TE 20-29 and TE 50-99 of the industry domain and employment stratum at the regional level.

Basis of allocation was the number of establishments (N) in the region by industry domain and by employment stratum.

Minimum sample size was also set to 3 establishments and maximum of 10 establishments per cell (industry domain, employment stratum and region). However, when the total number of establishments (N) in the cell is equal to or less than the set minimum sample size, all establishments in that cell are taken as samples.

The number of samples for each employment stratum of the industry domain at the national level was allocated by region. The formula used is,

$$n_{hij} = \left( \frac{N_{hij}}{N_{hi}} \right) \times n_{hi}$$

where:

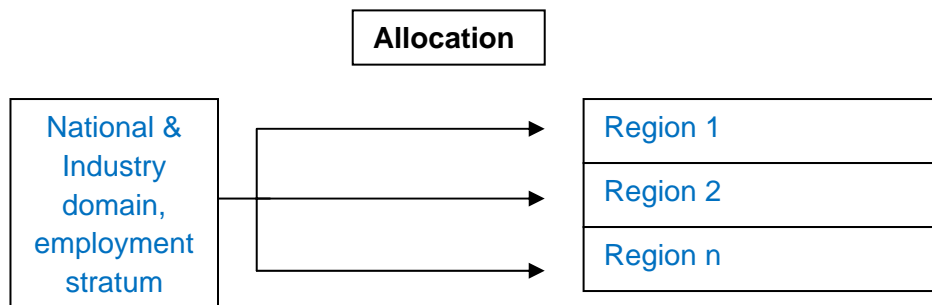
$N_{hij}$  = total number of establishments in the  $j^{\text{th}}$  region of the  $i^{\text{th}}$  employment stratum in the  $h^{\text{th}}$  industry domain

$N_{hi}$  = total number of establishments in the  $i^{\text{th}}$  employment stratum of the  $h^{\text{th}}$  industry domain

$n_{hij}$  = number of sample establishments in the  $j^{\text{th}}$  region of the  $i^{\text{th}}$  employment stratum in the  $h^{\text{th}}$  industry domain

$n_{hi}$  = number of sample establishments in the  $i^{\text{th}}$  employment stratum of the  $h^{\text{th}}$  industry domain

**FIGURE 1 SAMPLE ALLOCATION DIAGRAM FOR TE of 20 and over (Strata TE 20-49 and TE 50-99)**



### Estimation Procedure

#### For Establishments with Total Employment of Less Than 20

##### A. Non-certainty Stratum

The estimate of the total of a characteristic ( $X_s$ ) for the non-certainty employment stratum TE less than 20 in the  $s^{\text{th}}$  industry domain is

$$\hat{X}_s = \sum_{j=1}^{n_s} W_{sj} x_{sj}$$

where:

$s$  denotes the non-certainty employment strata in employment of less than 20 in the  $s^{\text{th}}$

$x_{sj}$  = value of the  $j^{\text{th}}$  establishment in the non-certainty employment stratum in employment of less than 20 in the  $s^{\text{th}}$  industry domain

$j = 1, 2, 3, \dots, n_s$  establishments

$W_{sj}$  = weight of the  $j^{\text{th}}$  establishment in the non-certainty employment stratum in employment of less than 20 in the  $s^{\text{th}}$  industry domain

$$W_{sj} = N_s / n_s$$

$N_s$  = total number of establishments in the non-certainty employment stratum in employment of less than 20 in the  $s^{\text{th}}$  industry domain

$n_s$  = number of sample establishments in the non-certainty employment stratum in employment less than 20 in the  $s^{\text{th}}$  industry domain

## B. Certainty Stratum

The estimate of the total of a characteristic ( $X_c$ ) for the certainty employment stratum in the  $c^{\text{th}}$  industry domain is

$$\hat{X}_c = \sum_{j=1}^{m_c} x_{cj}$$

where :

$c$  denotes the certainty employment strata in employment of less than 20 in the  $c^{\text{th}}$  industry domain

$x_{cj}$  = value of the  $j^{\text{th}}$  establishment in the certainty employment strata in employment of less than 20 in the  $c^{\text{th}}$  industry domain

$j = 1, 2, 3, \dots, m_c$  establishments

$m_c$  = number of establishments in the certainty employment strata in employment of less than 20 in the  $c^{\text{th}}$  industry domain

### Total Estimate for Total Employment of Less Than 20

National level estimates of the total of a characteristic ( $X_d$ ) for the industry domain was obtained by aggregating the estimates for all employment strata (non-certainty and certainty) in the same industry domain,

$$X_d = \sum X_s + \sum X_c$$

where  $d$  denotes the industry domain.

### For Establishments with Total Employment of 20 and Over

#### A. Non-Certainty Stratum (strata of employment 20 to 49 and employment 50 to 99 for Major Divisions A, G, H, K, M and N)

The estimate of the total of a characteristic ( $X_{sp}$ ) for the non-certainty employment strata in employment of 20 and over for selected industry domain in each region (geographic domain) is

$$X_{sp} = \sum_{j=1}^{n_{sp}} W_{spj} X_{spj}$$

where:

$s$  denotes the non-certainty employment strata in employment of 20 and over

$p = 1, 2, \dots, 17$  regions (geographic domains)

$X_{spj}$  = value of the  $j^{\text{th}}$  establishment in the non-certainty employment strata in employment of 20 and over for an industry domain in each region

$j = 1, 2, 3, \dots, n_{sp}$  establishments

$W_{spj}$  = weight of the  $j^{\text{th}}$  establishment in the non-certainty employment strata in employment of 20 and over for an industry domain in each region

$$W_{spj} = N_{sp} / n_{sp}$$

$N_{sp}$  = total number of establishments in the non-certainty employment strata in employment of 20 and over for an industry domain in each region

$n_{sp}$  = number of sample establishments in the non-certainty employment strata in employment of 20 and over for an industry domain in each region

## B. Certainty Stratum

The estimate of the total of a characteristic ( $X_{cp}$ ) for the certainty employment stratum in employment of 20 and over in an industry domain in each geographic domain (region) is

$$X_{cp} = \sum_{j=1}^{m_{cp}} x_{cpj}$$

where:

$c$  denotes the certainty employment strata in employment of 20 and over

$p = 1, 2, \dots, 17$  regions (geographic domains)

$x_{cpj}$  = value of the  $j^{\text{th}}$  establishment in the certainty employment strata in employment of 20 and over in an industry domain within each region

$j = 1, 2, 3, \dots, m_{cp}$  establishments

$m_{cp}$  = number of establishments in the certainty employment strata in employment of 20 and over in an industry domain within each region

### Total Estimate for Total Employment of 20 and Over

The estimate of the total of a characteristic ( $X_{cp}$ ) for the industry domain in each region (geographic domain) was obtained by aggregating the estimates for all employment strata (non-certainty and certainty) in the same industry domain,

$$X_{dp} = \sum X_{sp} + \sum X_{op}$$

where  $dp$  denotes the industry domains in each region

National level estimates of the characteristics by industry domain were obtained by aggregating separately the estimates ( $X_{dp}$ ) for the particular industry domain from all the regions.

### Weight Adjustment Factor for Non-Response

To account for non-response in the non-certainty strata, the adjustment factors, ( $n/n'$ ) was multiplied with the sampling weight ( $W$ ) of each of the sampling unit. The sampling weight which is defined as  $N/n$  was recomputed as

$$W' = \frac{N}{n} \times \frac{n}{n'} = \frac{N}{n'} \quad \text{General Formula}$$

Thus, the adjusted weight ( $W'_{sj}$ ) for employment stratum in employment of 1-9 or employment of 10-19 is

$$W'_{sj} = \frac{N_g}{n_g} \times \frac{n_g}{n'_g} = \frac{N_g}{n'_g}$$

$N_g$  = total number of establishments in the employment stratum in employment of 1-9 or employment of 10-19 in the  $s^{\text{th}}$  industry domain

$n'_g$  – number of responding establishments in the employment stratum in employment of 1-9 or employment of 10-19 in the  $s^{\text{th}}$  industry domain

For the non-certainty employment stratum for the selected industry domain with employment of 20-99, the adjusted weight ( $W'_{spj}$ ) is

$$W'_{spj} = \frac{N_{sp}}{n_{sp}} \times \frac{n_{sp}}{n'_{sp}} = \frac{N_{sp}}{n'_{sp}}$$

where:

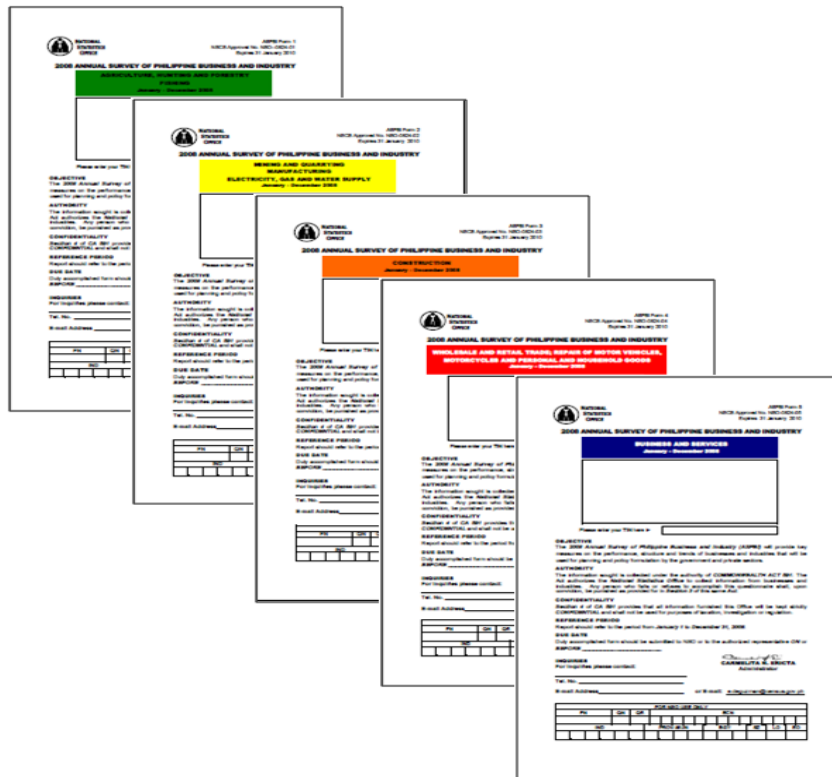
$N_{sp}$  = total number of establishments in the non-certainty employment stratum with employment of 20-99 for the selected industry domain within each geographic domain (region)

$n_{sp}$  = number of responding establishments in the non-certainty employment stratum with employment of 20-99 for the selected industry domain within each geographic domain(region)

## Questionnaire Design

**Survey Forms.** The 2008 ASPBI utilized five types of questionnaires. These questionnaires were designed after taking into consideration the requirements of the main users. The questionnaires are listed below:

Form Type	Sector	Spot Color
ASPBI Form 1	Agriculture, Hunting and Forestry; Fishing	Green
ASPBI Form 2	Mining and Quarrying; Manufacturing; Electricity, Gas and Water Supply	Yellow
ASPBI Form 3	Construction	Orange
ASPBI Form 4	Wholesale and Retail Trade; Repair of Motor Vehicles, Motorcycles and Personal and Household Goods	Red
ASPBI Form 5	Business and Services	Blue



**Data Items.** Below is the list of data items found in the 2008 ASPBI questionnaires.

ITEM NO.	DESCRIPTION
Cover Page	Name and Address of the establishment and its reporting unit
	Control Panel for Establishment Characteristics (For NSO Use Only)
1	Economic Activity or Business in 2008
2	Year Started Operation
3	Legal Organization in 2008
4	Economic Organization in 2008
	Name and Address of Main Office and Contact Person in Main Office
5	Capital Participation as of 31 December 2008
6	Number of Paid Employees as of 15 November 2008
7	Number of Unpaid Workers as of 15 November 2008
8	Total Employment as of 15 November 2008
9	Number of Production/Construction Workers as of 15 November 2008 (only in ASPBI Form 2 and ASPBI Form 3)
10	Total Hours Worked by Production/Construction Workers in 2008 (only in ASPBI Form 2 and ASPBI Form 3)
11	Gross Salaries and Wages Paid in 2008
12	Total Employer's Contributions to SSS/GSIS, etc. paid in 2008
13	Total Revenue in 2008
14	Subsidies Received in 2008
15	Total Cost Incurred in 2008
16	Capital Expenditures and Sale of Tangible Fixed Assets, including Losses and Damages in 2008
17	Capital Expenditures for All Tangible Fixed Assets by Mode of Acquisition in 2008
18	Capital Expenditures for Intangible Assets in 2008
19	Book Value of Tangible Fixed Assets as of 31 December 2008
20	Book Value of Intangible Assets as of 31 December 2008
21	Average Capacity Utilization Rate in 2008 (only in ASPBI Form 2)
22	Inventories in 2008
23	Branches, Divisions, Plants Owned and Controlled (for Main Office)
24	Remarks
	Certification
	Contact Person
	Processing Information (FOR NSO USE ONLY)



## **SURVEY OPERATIONS**

### **Preparatory Activities**

NSO officials, subject matter statisticians and selected IRD staff undertook the planning activities for the 2008 ASPBI with the participation of the Steering Committee, Technical Committee and WG under Designation Order No. 2008-176 dated July 1, 2008 (Refer to Appendix 3). These activities include the following; frame preparation, questionnaire design and content, clearance process, manual preparation, processing plan, publicity and training plans, budgeting, frame updating, sample design and selection, preparation of edit specifications, preparation of tabulation formats and table specifications, computer system design and program development, publicity campaign, addressing of questionnaires, printing of survey forms and manuals, preparation for shipment of survey materials and other related activities, recruitment of statistical researchers, etc.

A write-shop on the preparation of the 2008 ASPBI and SICT Field and Operations Manual was undertaken in January 2009.

### **Publicity**

Publicity campaign was done to inform and educate the general public of the basic information and importance of the 2008 ASPBI and its rider surveys. It aimed to solicit support from government and non-government agencies, business organizations and target respondents in the early submission of reports.

Display of 2008 ASPBI streamers and posters were done in the central office and in the field offices.

### **Training**

Training for field operations and processing for the 2008 ASPBI conducted on February to March of 2009, was done in three levels, as follows:

- Task Force training –The first level training was conducted on February 2 to 6, 2009 in Pilillia, Rizal. Field operation procedures, technical and administrative aspects of the 2008 ASPBI were discussed extensively in this training. It was participated by ITSD and selected IRD and NCR staff who then served as trainers for the 2<sup>nd</sup> and 3<sup>rd</sup> level trainings.



**Task Force Training at Villa Lorenza**

- Second level training – The second level training was conducted on March 10 to 13, 2009 in all regional offices, except NCR with Task Force participants as trainers. Regional Directors, Provincial Statistics Officers, OICs, Regional Statisticians and Regional Statistical Staff (with at least SG 11) responsible for establishment surveys and Provincial Statisticians or Provincial Statistical Staff (with at least SG 13) participated in this training.



**2nd Level Training held in Batangas**

- Third level training – This training was conducted in all provinces and the six districts of NCR on March 23 -27, 2009 with participants in the second level training serving as trainers. One ITSD staff who attended the Task Force training was assigned to assist the 3<sup>rd</sup> level trainers in selected provinces. Participants to this training were the Provincial Statistical Staff, District Statistics Officers, Statistical Coordination Officers and hired Statistical Researchers.



**3rd Level Training held in Makati City**

These field operations trainings also served as venues for the launching of the 2008 ASPBI and SICT during the period February to March 2009.



Launching of ASPBI/SICT in Region 7

Several workshops on machine processing were conducted in Tagaytay City on July 15-17, 2009 for the edit specification; and in Subic on August 5-7, 2009 for the table specification and format.



Edit Specifications Workshop in Tagaytay City

Table Specifications Workshop in Subic

## Field Operations

**Distribution of Questionnaires.** Distribution of questionnaires was done by about 492 provincial staff (239 regular field staff and 253 hired statistical researchers) through personal delivery of questionnaires to sample establishments in April 2009.

**Collection of Questionnaires.** Respondents were given 30 days within which to accomplish the questionnaires. Generally, timetable for collection was programmed from May to June 2009. For regions with large workload such as NCR and Region IV-A, timetable for collection was until September 2009. Actual collection of accomplished questionnaires was extended to December 2009 to allow more time for collection of establishments that were considered as industry leaders.

**Supervision and Spotchecking.** The ITSD/FOs conducted close supervision of collection and field editing of all collected questionnaires to ensure their accuracy and completeness. Spot-checking was also conducted based on the quality of the report and status of receipt of sample establishments.

**Receipt and Control.** A Monitoring and Tracking System was developed by IRD and adopted by field offices to keep track the distribution, collection and transmittal of questionnaires and MTS data files. At the same time, a control list of sample establishments was made available where information on the status of the questionnaire was recorded. The MTS facilitated preparation and early submission of progress reports to ITSD since field offices can submit them electronically.

A central office version of the MTS was utilized by ITSD to monitor the distribution, collection and submission of questionnaires and MTS data files from the provincial offices to the Central Office. Consolidated progress reports and status reports were prepared regularly to inform the management and field offices on the progress of the survey operations.

## **Data Processing**

### **Manual Processing**

Manual editing of data was done in three levels, as follows:

- Field editing of data was done by the field men, hired SRs and Provincial Staff upon collection of the accomplished questionnaires from the establishments. The objective is to check for completeness of entries in the questionnaires, following the instructions provided in the Field Operations and Processing Manual. Any missing data was corrected at this stage as this can be immediately verified from the respondents.
- Verification was done by Provincial Staff upon receipt of the accomplished questionnaires from the field men and hired SRs to check on the completeness as well as for the consistencies of entries in the questionnaire. In some instances, the staff contacted directly the establishments through phone call or sent email inquiries to verify some inconsistent or missing data.
- Review of accomplished questionnaires was done by the ITSD staff to check the consistency and reasonableness of entries. In addition, the review process validated the status of establishments that were non-responding and reported closed, cannot be located, transferred, and out of scope. Telephone inquiry was extensively utilized to verify information from the establishment's contact person. The Internet was also used to obtain information on the contact address and to research for information on the status of the establishment.

### **Machine processing**

A microcomputer-based machine processing and tabulation system for the 2008 ASPBI was developed by the staff of the IRD using CSPro software. CSPro is a software package developed by the International Processing Center (IPC) of the United States Bureau of Census. It has several modules specifically designed for processing census and survey data.

Data entry was done by IRD-FOMS staff while verification of completeness check and ID validation, generation of summary file report, preliminary and final tabulation were done by SMD-ITSD statisticians.

### **Imputation Procedure**

Data of non-responding establishments were imputed manually and electronically based on the established imputation methods. Sources of information were from previous reports of the same establishment, or from report of other responding establishment with similar characteristics, financial statements filed at Securities and Exchange Commission and other establishment-based surveys such as MISSI and QSPBI.

Data of closed, duplicate and out of scope establishments in the certainty stratum were not imputed.

### **Tabulation**

The statistical tables are presented and classified according to establishments with total employment (TE) of 20 and over and with TE of less than 20. In all the major sectors, statistical tables are presented at the national and regional levels for establishments with TE of 20 and over and national level for establishments with TE of less than 20. The statistical tables were further disaggregated by industry sub-class.

### **Statistical Disclosure Control**

Section 4 of Commonwealth Act 591 requires that the data of individual business firms be kept confidential. Guidelines are formulated by NSO statisticians in the statistical disclosure control of data pertaining to a particular corporation, partnership, institution or business firm so as to safeguard its confidentiality during the publication stage.

To avoid disclosure of information of individual establishment, statistical tables shall not provide information for any industry group or class in which the number of establishments is less than three. In such case, two methods are adopted to safeguard the confidentiality of data. These are through combination and/or suppression of confidential cell.

- Combination involves the grouping of a confidential cell in a statistical table with another cell of the same group (3-digit PSIC), class (4-digit PSIC), or sub-class (5-digit PSIC) and the information is disseminated for the aggregate and not for the individual cell. Grouping of data shall be done for similar industries. The bracket (}) shall be used to identify the cell combined.
- Suppression means the disclosure control of confidential data in a cell. The values in the confidential primary cells (primary suppression) are not published while publishing the original values of the other cell with establishments' count of more than three. If necessary, other cells must also be suppressed to guarantee the protection of the values under the primary cells, leading to the secondary suppression. The symbol "s" shall be used to the suppressed cells.

## Dissemination

Preliminary results of the 2008 ASPBI by sector became available starting April 2010, in compliance with Executive Order No. 352 and barely 4 months after the field operation. These results were presented by Administrator Carmelita N. Ericta in the National Data Dissemination Seminar held on May 28, 2010 at the Hotel Intercontinental in Makati City. The presentation was focused on the comparative results of the 2006 CPBI and 2008 ASPBI of the 14 industry major divisions namely: Agriculture, Hunting and Forestry (A); Fishing (B); Mining and Quarrying (C); Manufacturing (D); Electricity, Gas and Water (E); Construction (F); Wholesale and Retail Trade; Repair of Motor Vehicles, Motorcycles and Personal and Household Goods (G); Hotels and Restaurants (H); Transport, Storage and Communications (I); Financial Intermediation (J); Real Estate, Renting and Business Activities (K); Education (M); Health and Social Work (N) and Other Community, Social and Personal Service Activities (O). Selected statistics, selected indicators, labor productivity indicators, profitability indicators and summary of findings were among the results presented.

Fact sheets by sector were also completed in time for the recently held seminar.

The table below shows a series of 2008 ASPBI/SICT Data Dissemination Seminars conducted in different regions/provinces.

### SCHEDULE OF REGIONAL/PROVINCIAL 2008 ASPBI/SICT DATA DISSEMINATION SEMINARS

Region/Province	Date	Time	Venue	CO Resource Person
CAR	16-Aug-2010	9:00 AM	Pines View Hotel, Baguio City, Benguet	Ms. Jean C. Floirendo, Statistician III, NSO Manila
I – Ilocos Region	30-Jul-2010	9:00 AM	ORT Community Multi-Purpose Cooperative, San Fernando, La Union	DA Paula Monina G. Collado
II – Cagayan Valley	11-Aug-2010	1:30 PM	Crown Hotel, Tuguegarao City, Cagayan	DA Paula Monina G. Collado
III – Central Luzon	20-Aug-2010	9:00 PM	King's Royal, City of San Fernando, Pampanga	Adm. Carmelita N. Ericta Dir. Estela T. De Guzman
IVA – CALABARZON	12-Aug-2010	1:00 PM	Blue Sapphire, Brgy. Sico, Lipa City, Batangas	Ms. Josephine S. Albino, Statistician IV, NSO Manila
IVB – MIMAROPA	10-Aug-2010	1:00 PM	Max Restaurant, San Vicente, Calapan City, Oriental Mindoro	Ms. Josephine S. Albino, Statistician IV, NSO Manila

<b>Region/Province</b>	<b>Date</b>	<b>Time</b>	<b>Venue</b>	<b>CO Resource Person</b>
Palawan	26-Jul-2010	1:00 PM	A&A Plaza Hotel, Puerto Princesa City, Palawan	Dir. Estela T. De Guzman
V – Bicol Region	12-Aug-2010	1:00 PM	Avenue Plaza Hotel, Naga City, Camarines Sur	Adm. Carmelita N. ERICTA
VI – Western Visayas	10-Aug-2010	1:00 PM	Grand Hotel, Iloilo Ciy	Dir. Estela T. De Guzman
VII – Central Visayas	12-Aug-2010	1:30 PM	Eduardo Aboitiz Development Study Center, Cebu City, Cebu	Ms. Elsie B. Solidum, Division Chief, NSO Manila
VIII – Eastern Visayas	12-Aug-2010	1:00 PM	Balyuan Convention Center, Tacloban City, Leyte	Ms. Carole A. Blanco, Statistician III, NSO Manila
IX – Zamboanga Peninsula	12-Aug-2010	1:00 PM	Garden Orchid Hotel, Zamboanga City, Zamboanga del Sur	Mr. Apolinar F. Oblea, Statistician IV, NSO Manila
X – Northern Mindanao	29-Jul-2010	1:00 PM	Grand Caprice Convention Center, Cagayan De Oro	Dir. Estela T. De Guzman
XII – SOCCSKSARGEN	26-Jul-2010	1:00 PM	Koronadal City, South Cotabato	DA Paula Monina G. Collado
Region XIII - Caraga	12-Aug-2010	1:00 PM	Luciana Convention Center, Butuan City, Agusan del Norte	Ms. Ma. Julieta P. Soliven Statistician IV, NSO Manila
ARMM	11-Aug-2010	1:00 PM	Estosan Garden Hotel, Cotabato Ctiy, Maguindanao	Mr. Apolinar F. Oblea, Statistician IV, NSO Manila

## **RESPONSE RATE**

Total response rate obtained at the national level was high. This was achieved through intensified implementation of the Census Compliance Project. The objective of the project was to improve response rate, timeliness of submission of accomplished questionnaires and increased accuracy of information provided by sample units. Task Force members to the compliance, in place as of 2009, were prosecutors from 14 provinces and cities in the country. They acted as Census Compliance Officers in the enforcement of CA591.

The table below shows the response rates by sector and total employment size.

Major Division	Description	Response Rate		
		Total	Less than 20	20 and over
<b>Philippines</b>		97.72	97.69	97.75
A	Agriculture, Forestry and Hunting	96.79	97.41	96.29
B	Fishing	97.09	97.29	96.69
C	Mining and Quarrying	97.44	96.55	98.31
D	Manufacturing	97.15	97.34	97.09
E	Electricity, Gas and Water	98.51	98.98	98.00
F	Construction	97.91	97.77	98.05
G	Wholesale and Retail Trade; Repair of Motor Vehicles, Motorcycles, and Personal and Household Goods	97.34	97.39	97.31
H	Hotels and Restaurants	96.66	91.85	98.20
I	Transport, Storage and Communications	98.87	98.97	98.80
J	Financial Intermediation	99.23	99.61	98.99
K	Real Estate, Renting and Business Activities	98.44	98.32	98.52
M	Education	99.02	99.62	98.89
N	Health and Social Work	98.36	96.13	99.30
O	Other Community, Social and Personal Service Activities	97.52	97.33	97.74

## CONCEPTS AND DEFINITIONS

**Book value** is the initial value or acquisition cost of tangible fixed assets less accumulated depreciation.

**Capital expenditures** for tangible fixed assets include cost of acquisition of new and used fixed assets; fixed assets produced by the establishment for its own use; major alterations, additions and improvements to fixed assets, whether done by others or on own account. Fixed assets received from other establishments belonging to the same enterprise are valued as though purchased.

**Cost** refers to all expenses incurred during the year whether paid or payable. Valuation is at purchaser prices including taxes and other charges, net of rebates, returns and allowances.



Goods and services received by the establishment from other establishments of the same enterprise are valued as though purchased.

**Depreciation** is the total amount set aside for the year to cover the decreases in value of fixed assets owned by the establishment because of foreseen obsolescence, wear and tear as a result of operation and normal amount of accidental damage.

**Economic activity** is the establishment's source of income. If the establishment is engaged in several activities, its main economic activity is that which earns the biggest income or revenue.

**Employer's contribution to SSS or GSIS and the like** refers to payments made by the establishment on behalf of the employees. Examples are SSS, GSIS, Employees Compensation Commission (ECC), Philhealth and PAG-IBIG.

**Fixed assets** are physical assets expected to have productive lives of more than one year and intended for use and/or being used by the establishment. Included are land, buildings, other structures and land improvements, transport equipments, machinery and other equipments, furniture, fixtures, and other fixed assets.

**Fixed assets produced on own account** refer to the physical assets produced by the establishment for its own use. It is valued at the cost of all work put in place, including overhead.

**Gross addition to fixed assets** is equal to capital expenditures less sale of fixed assets, including land.

**Indirect taxes** refer to all taxes, other than income tax, incidental to the production or sale of goods and services that are chargeable as expenses including business license, BIR stamps, real estate tax and other local taxes.

**Inventories** refer to the stock of goods owned by and under the control of the establishment as of a fixed date, regardless of where the stocks are located. Valuation should be at current replacement cost in purchaser (market) prices. Replacement cost is the cost of an item in terms of its present price rather than its original cost.

**Change in total inventories** is computed as the total value of ending inventory less the total beginning inventory.

**New fixed assets** refer to brand new fixed assets acquired during the year, including directly or newly imported fixed assets.

**Revenue** includes cash received and receivables for goods/products and by-products sold and services rendered. Valuation is at producer prices (ex-establishment), net of discounts, and allowances, including duties and taxes but excluding subsidies.

**Salaries and wages** are payments in cash or in kind to all employees, prior to deductions for employee's contributions to SSS/GSIS, withholding tax, etc. Included are total basic pay, overtime pay and other benefits.

**Other benefits** include bonuses, cost of living allowances, commutable transportation and representation allowances, food, housing, commissions, paid to salaried employees,

separation, retirement, terminal pay, gratuities, etc. Excluded are cost of uniform/working clothes and reimbursable transportation and representation allowances.

**Overtime pay** is payment given for extra hours worked.

**Subsidies** are all special grants in the form of financial assistance or tax exemption or tax privilege given by the government to aid and develop an industry.

**Total employment** is the number of persons who worked in for the establishment as of November 15, 2008. The concept of employment as of the payroll November 15 was adopted for the first time in the 2002 ASPBI (reference year 2001).

**Paid employees** are all persons working in the establishment and receiving pay, as well as those working away from the establishment paid by and under the control of the establishment. Included are all employees on sick leave, paid vacation or holiday. Excluded are consultants, home workers, receiving pure commissions only, and workers on indefinite leave.

**Unpaid workers** are persons working for at least one third of the working time normal to the establishment and do not receive regular pay.

**Working owners** are owners who are actively engaged in the management but do not receive regular pay, i.e. not included in the payrolls. Managers and directors of corporations working for pay are reported as managers.

**Used fixed assets** refer to those that have been used previously within the country.

**Valued added** is gross output less intermediate input. Gross output for the Health and Social Work is the sum of the total revenue, capital expenditures of fixed assets produced on own account and change in inventories. Intermediate input is equal to the sum of the following cost items: materials and supplies purchased; cost of industrial services done by others; cost of non-industrial services done by others; goods purchased for resale; research and experimental development expense; environmental protection expense; royalty fee; franchise fee and other cost.

### Kinds of Establishments

Kinds of Establishments	Description
Agriculture Establishment	Farms, plantation, hacienda, ranch, or company engaged in the production of agricultural crops, livestock, poultry and other animals including animal products; firm providing agricultural, animal husbandry and horticultural services.
Forestry Establishment	Company engaged in logging operations; planting, replanting and conservation of forest; hunting, trapping and game propagation.

<b>Kinds of Establishments</b>	<b>Description</b>
Fishing Establishment	Firm or company engaged in ocean, coastal and inland fishing; fish farms, fishponds, fish pen; pearl farms and other fishing activities.
Mining Establishment	Mining camp engaged in the exploration, extraction, dressing and beneficiating of minerals such as coal and ores, crude petroleum and natural gas.
Quarrying Establishment	Firm or company engaged in the extraction from the earth of building and monumental stone, clay, sand and gravel; guano gathering and salt evaporation.
Manufacturing Establishment	Shop, factory, bakery, millwork, distillery, refinery, cannery, abattoir, brewery, foundry, tannery or plant engaged in manufacturing processing, fabricating of finishing products, mechanically or manually, including the assembly of the component parts of manufactured products and the substantial alteration, reconstruction and repair of special types of goods.
Electricity Establishment	Plant engaged in the generation, transmission, and/or distribution of electric energy for sale to users, or one, which produces electricity for its parent enterprise.
Gas Establishment	Plant engaged in the manufacture of gas, in gas works and the distribution of manufactured or natural gas through a system of mains to users.
Water Supply Establishment	Water system/waterworks engaged in the collection, purification and distribution of water to users.
Construction Establishment	General contractor engaged in the construction, repair or demolition of buildings, highways, airports and other structures; land leveling; earth moving and land reclamation; specialty contractor engaged only in specialized trade or craft like electrical installation, plumbing, painting, air conditioning, well drilling, installation of doors and windows and other work on component parts of the structure.
Wholesale Trade and Commission Trade Establishment	Store, shop, office, bazaar, arcade or emporium engaged in the (a) resale (sale without transformation) of new and used goods (in bulk) to retailers, industrial/commercial/institutional/professional users, or to other wholesalers and (b) trading on behalf and on the account of others.
Retail Trade Establishment	Department store, hypermart, convenience store, variety store, shop, mart, bazaar, sari-sari store, pharmacy, supermarket, grocery, arcade or emporium engaged in the resale (sale without transformation) of new and used goods to the general public.
Repair Service Establishment	Shop specializing in the repair of consumer goods like footwear, luggage, handbags and gloves and other leather goods; electrical appliances, and equipment as television and radio receivers, refrigerators, washing machines, ironers, vacuum cleaners, toasters, motor vehicles including motorcycles; watch, clock and jewelry; bicycles; typewriters, cameras, binoculars, musical instruments, umbrellas, etc.

<b>Kinds of Establishments</b>	<b>Description</b>
Food and Drinks Service Establishment	Restaurant, bar, lounge, salon, parlor, kiosk, club, counter, café, canteen engaged in the sale of prepared food and drinks generally for consumption within the premises.
Lodging and Rooming Service Establishment	Hotel, motel, resort, inn, lodge, camp, dormitory or lodging house engaged in the provision of lodging facilities, to the general public on lease, rental or fee basis.
Transport Establishment	Bus line, air line, shipping line, agency, broker or transport operator engaged in providing (a) vehicles for the transport to passenger or freight through regular scheduled operation, charter, rental or fee basis, and (b) services incidental to transport such as maintenance and operation of piers, terminals, depots; pilotage, forwarding packing and crating.
Storage and Warehousing Establishment	Brokerage, agency or office engaged in the operation of storage facilities and warehouse for hire by the general public for storage of such items as farm products, food, furniture and other household goods, textiles and lumber.
Telecommunication Establishment	Station, office or agency engaged in the transmission of sound, images, data or other information via cables, broadcasting, relay, or satellite.
Financial Establishment	Bank, savings and loan association, credit institution, pawnshop, financial institution, trust company, investment company, pawn broker, or institution engaged in accepting of deposits, granting loans and the investment of money; dealer, broker or office engaged in investment research and counseling, check cashing, stock quotation, foreign exchange dealing and other financial services.
Real Estate Establishment	Realtor, developer, agency, broker, lessor or companies engaged in the operating developing, subdividing, buying and selling of real estate including cemetery lots and columbarium.
Business Service Establishment	Office, agency or firm engaged in (a) rental and leasing of machinery and equipment, audio-video machines, tapes and records, sports and recreational equipment; (b) computer-related activities; (c) legal, accounting, bookkeeping, research and development, advertising and other technical services; (d) cleaning of offices, shops, and factories; (e) photographic activities; (f) basic and general research in the biological, physical and social sciences; (g) transcription activities (medical, legal); and (h) call centers.
Sanitary Establishment	Company engaged in the collection and disposal of garbage, sewage and human waste.

Kinds of Establishments	Description
Social Service Establishment	School, college, university or seminary offering educational services; a clinic, hospital, sanitarium, nursing home or a similar institution offering medical, dental and other health and veterinary services; a home orphanage, society, center or agency engaged in providing social welfare services.
Recreational and Cultural Service Establishment	Motion picture producer, booking agency, movie house, theater, radio and television station and studio, stage and opera company, band orchestra, ticket agency, library, museum, dance hall, bowling alley, park, beach, swimming pool, sports club, gallery, skating rink, race track or golf course engaged in providing entertainment, amusement and recreational services.
Personal Service Establishment	A laundry shop, barber shop, massage clinic, beauty parlor, funeral parlor, fortune telling shop and such engaged in rendering various specialized service to the general public.

**Symbols and Abbreviations Used in Statistical Tables**

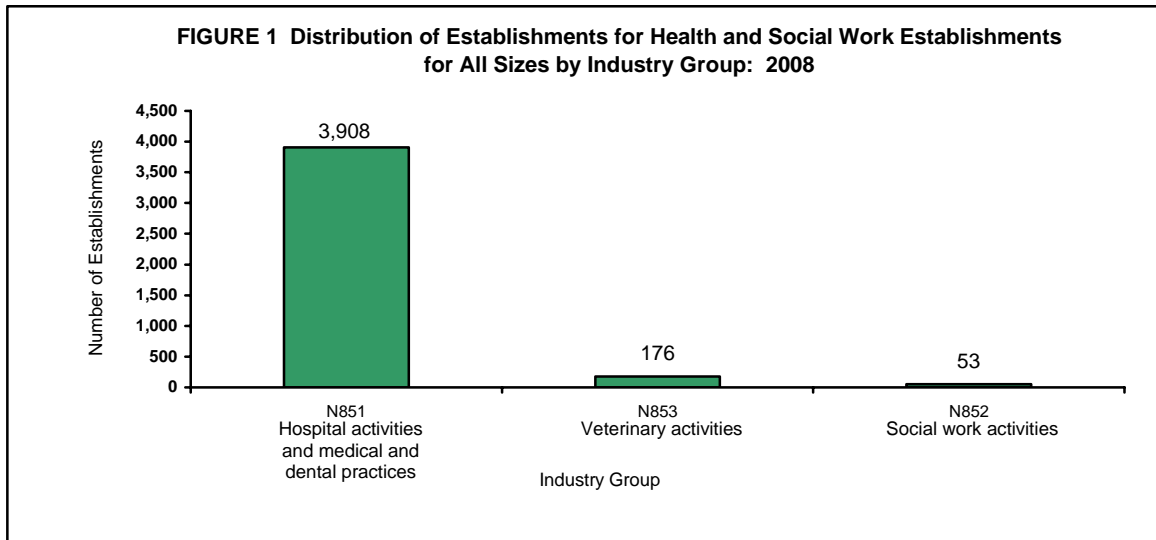
- S - suppressed data to avoid disclosure of individual establishment's data-
- ) - combined data of two or more industries
- } - combined data of two or more industries
- zero

## BRIEF ANALYSIS

### Number of Establishments

A total of 4,137 health and social work establishments were covered in the 2008 Annual Survey of Philippine Business and Industry (ASPBI). Of the total number, 3,480 establishments or 84.1 percent had total employment (TE) of less than 20. On the other hand, 15.9 percent or 657 establishments had TE of 20 and over.

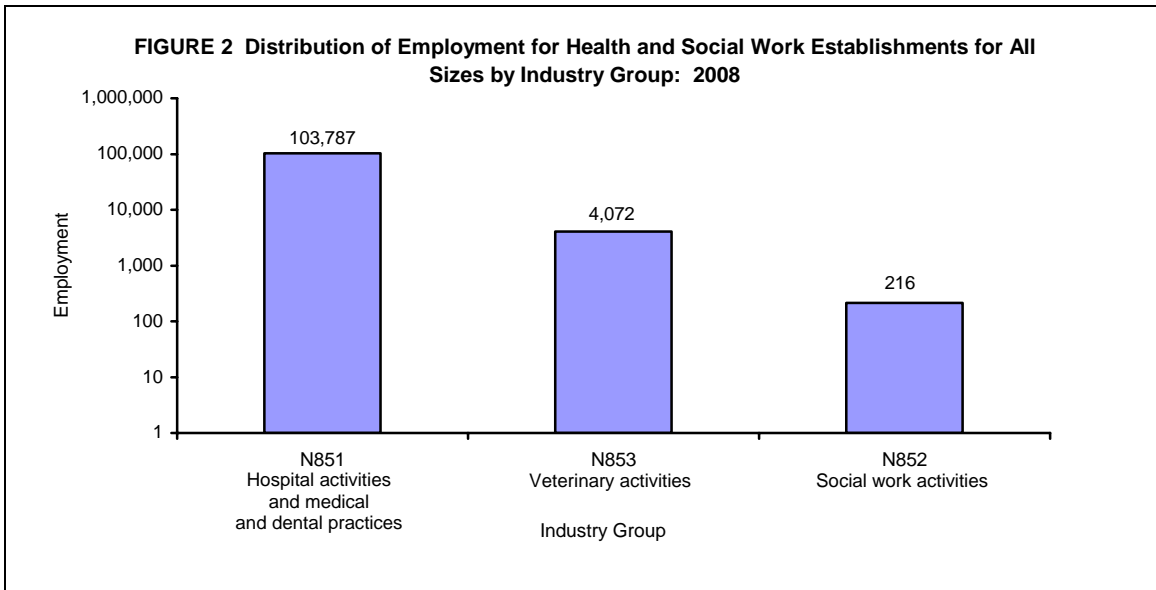
Majority of these establishments, 94.5 percent or 3,908 establishments were engaged in hospital activities and medical and dental practices. About 176 establishments or 4.2 percent were involved in social work activities while only 53 establishments or 1.3 percent were engaged in veterinary activities. Figure 1 displays the distribution of establishments by industry for health and social work sector.



### Employment

Employment in health and social work establishments reached 108,075 workers. Establishments with TE of 20 and over, although comprising only 15.9 percent of the total number of health and social work establishments, employed more than three fourths of workers numbering to 86,127 or 79.7 percent of the total employment for the sector.

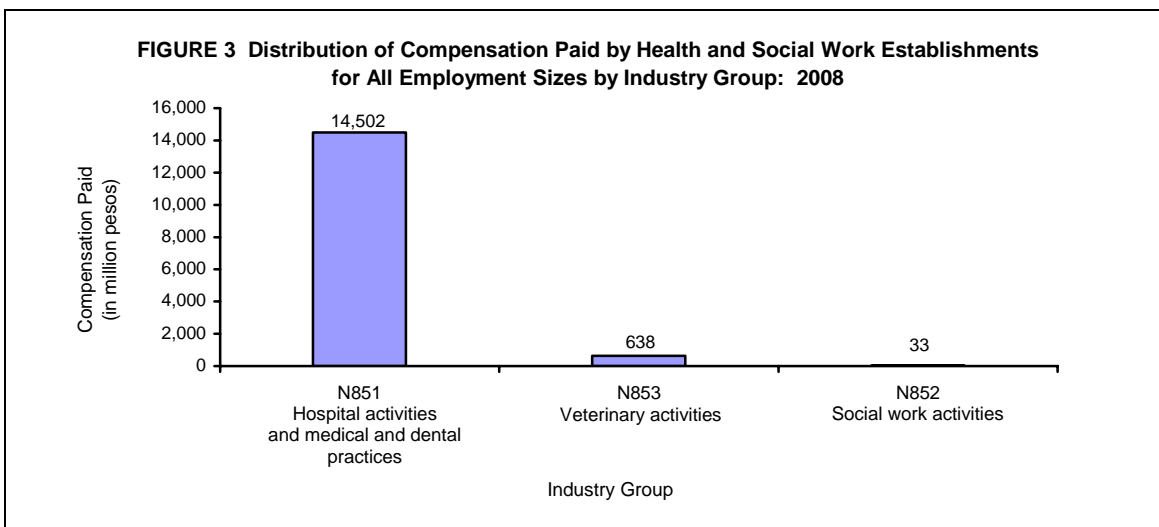
Across industries, hospital activities and medical and dental practices employed the biggest number of workers with 103,787 or 96.0 percent, followed by social work activities with 4,072 workers or 3.8 percent. Veterinary activities, having the least number of establishments, accounted for only 216 workers or 0.2 percent of total employment. Figure 2 shows the distribution of employment by industry.



## Compensation

Total compensation paid to workers in 2008 amounted to PhP15.2 billion. This translates to an average monthly compensation of PhP145,831 per paid employee.

By industry group, hospital activities and medical and dental practices paid the highest compensation to its employees amounting to PhP14.5 billion or 95.6 percent of the total. Establishments engaged in social work activities ranked second with PhP637.9 million or 4.2 percent during the year. On the other hand, veterinary activities paid the lowest compensation of PhP33.3 million or 0.2 percent. Figure 3 displays the compensation paid by industry group.



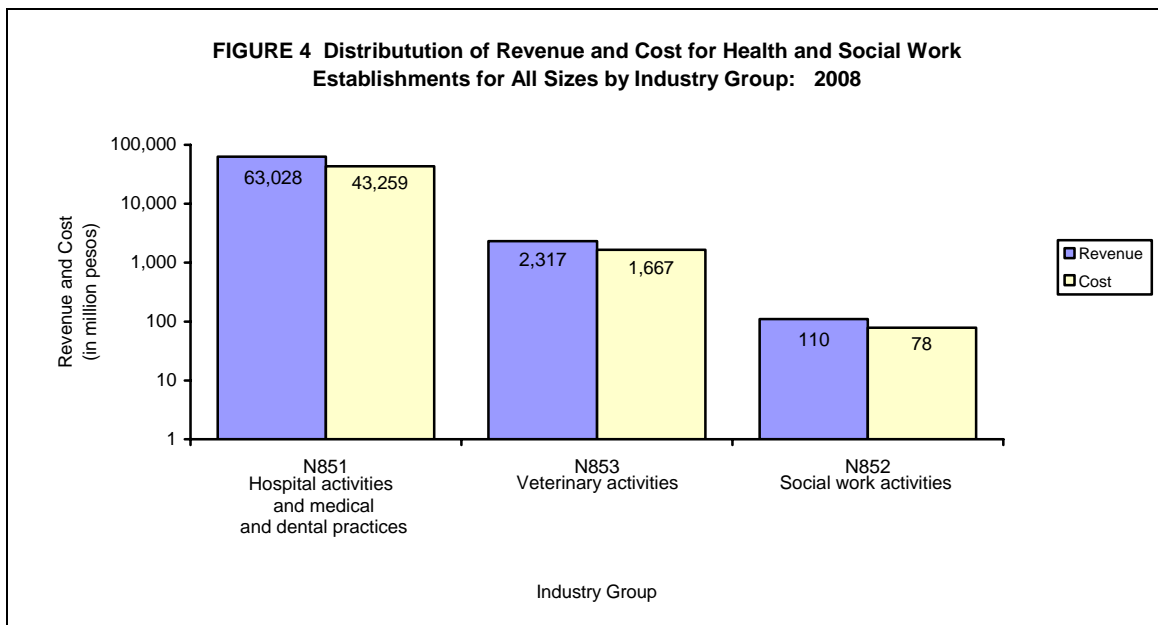
Social work industry employees were the highest earners in 2008 with an average annual compensation of PhP177,695. Employees of veterinary activities recorded an annual remuneration of PhP154,222 while hospital employees received PhP144,672 annually.

## Revenue

Total revenue generated by health and social work establishments amounted to PhP65.5 billion. Hospital activities and medical and dental practices earned the highest revenue amounting to PhP63.0 billion or 96.3 percent. The shares of social work and veterinary activities were PhP2.3 billion or 3.5 percent and PhP110.0 million or 0.2 percent respectively.

## Cost

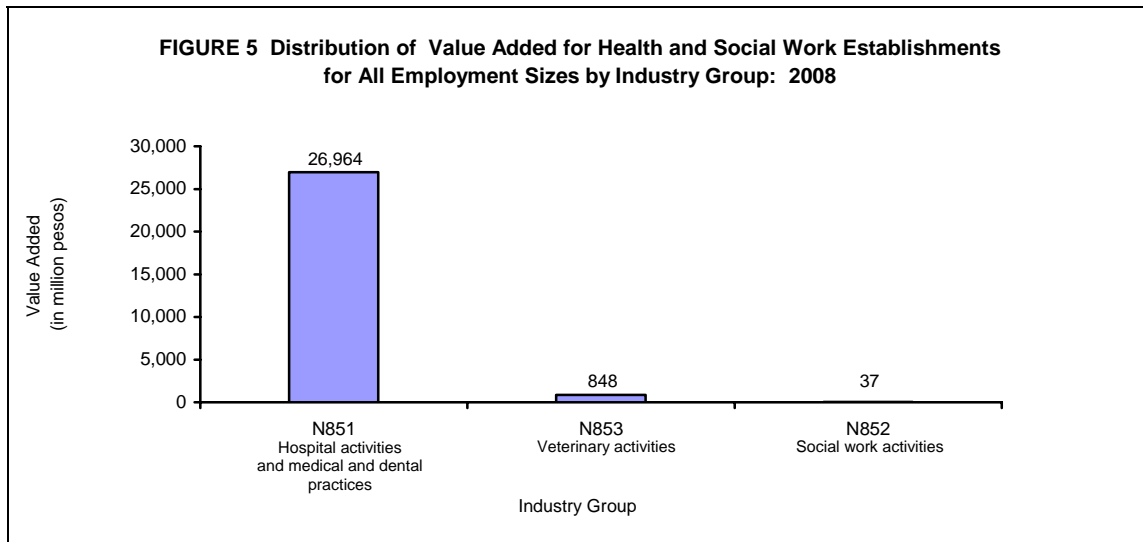
Cost for operating the industry summed up to PhP45.0 billion. Hospital activities and medical and dental practices spent the biggest cost with PhP43.3 billion or 96.2 percent. The remaining 3.8 percent were shared by social and veterinary activities with the amount of PhP1.7 billion. Figure 4 illustrates the distribution of revenue and cost by industry group.



## Value Added

Value added generated by the sector summed up to PhP27.8 billion. Establishments engaged in hospital activities and medical and dental practices contributed the largest share of 96.8 percent, amounting to PhP27.0 billion. The shares of social work and veterinary activities were PhP848.0 million or 3.0 percent and PhP37.1 million or 0.1 percent respectively.





### Labor Productivity

Value added per total employment, another measure of labor productivity, was valued at PhP257.7 thousand, indicating an average of PhP257.7 thousand added value to services per employee. Among industries, hospital activities and medical and dental practices had the highest average of PhP259.8 thousand. Social work activities industry was estimated at PhP208.2 thousand while the remaining was valued at PhP171.8 thousand by veterinary industry.

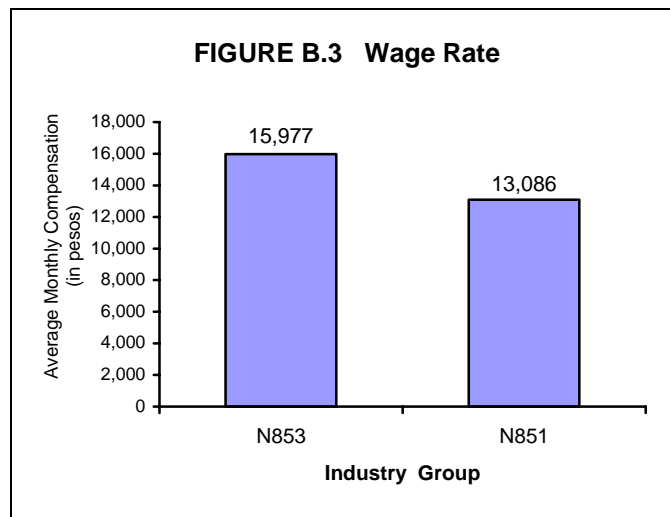
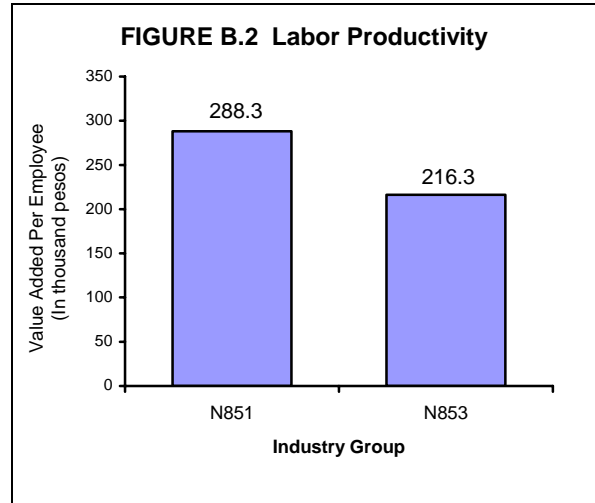
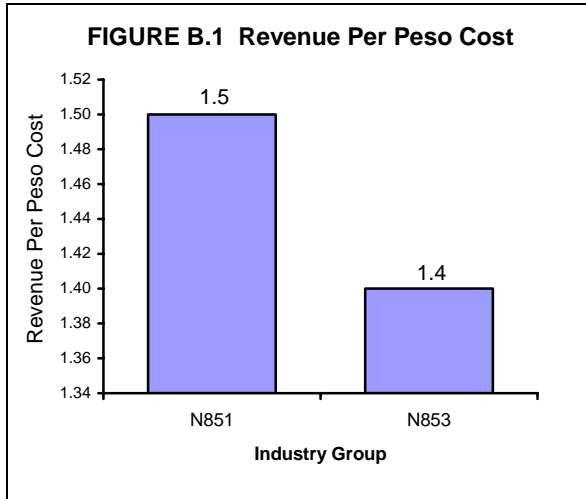
### Change in Inventory

Change in inventories, defined as the value of ending inventory less the beginning, amounted to PhP714.2 million in 2008. Industry wise, hospital activities and medical and dental practices industry registered the highest with PhP718.0 million. Veterinary industry followed at far with PhP0.22 million while social work activities incurred negative value of PhP4.0 million.

### Gross Additions to Fixed Assets

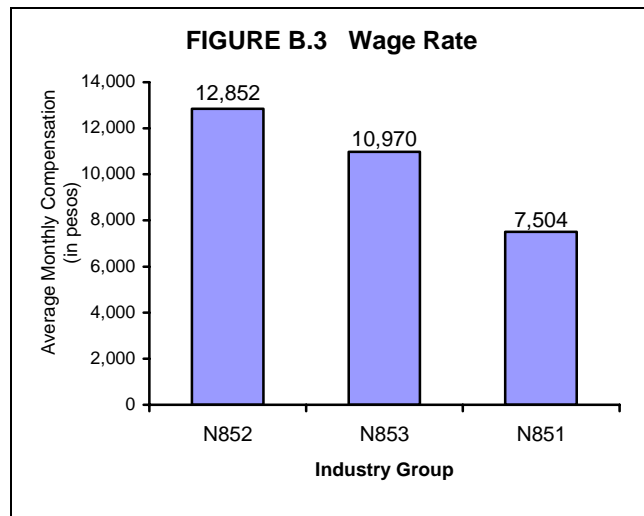
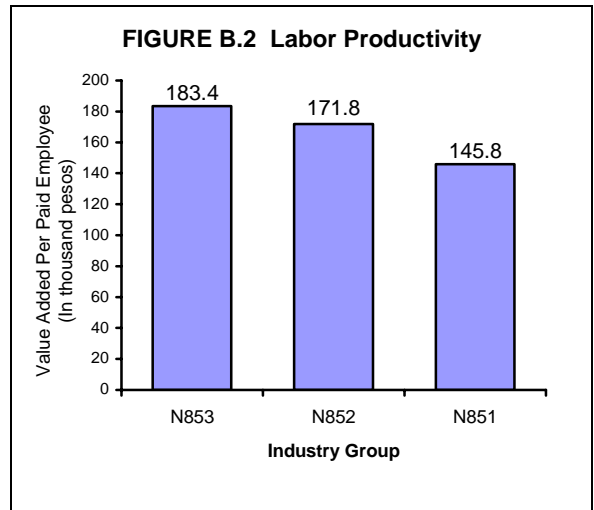
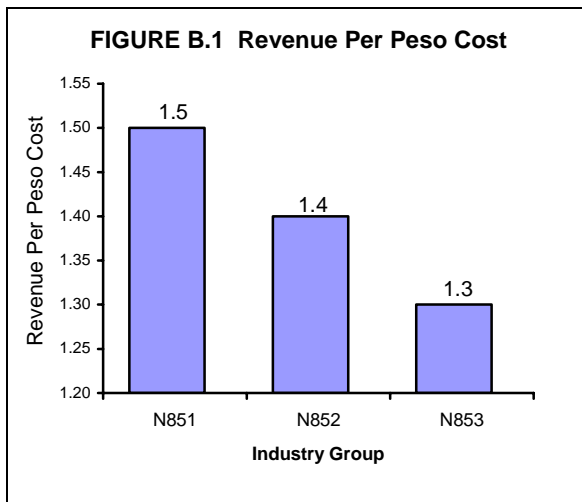
Gross additions to fixed assets in 2008 totaled to Php5.5 billion with the hospital activities and medical and dental practices industry recording the highest amount of PhP5.4 billion or 98.2 percent. Social work industry had gross addition amounting to Php95.1 million while the remaining Php5.1million or 0.1 percent was registered by veterinary activities.

**FIGURE A Productivity Indicators for Health and Social Work Establishments with Total Employment of 20 and Over: Philippines, 2008**



**N851** - Hospital activities and medical and dental practices  
**N853** - Social work activities

**FIGURE B Productivity Indicators for Health and Social Work Establishments with Total Employment of Less Than 20: Philippines, 2008**



- N851** - Hospital activities and medical and dental practices
- N852** - Veterinary activities
- N853** - Social work activities

TABLE A Summary Statistics for Health and Social Work Establishments for All Employment Sizes  
by Industry Group: Philippines, 2008

(Value in thousand pesos. Details may not add-up to total due to rounding and/or statistical disclosure control)

1994 PSIC Code	Industry Description	Number of Establishments	Employment		Total Compensation	Total Revenue
			Total	Paid Employees		
			(1)	(2)		
	<b>Philippines</b>	<b>4,137</b>	<b>108,075</b>	<b>104,047</b>	<b>15,173,287</b>	<b>65,455,045</b>
N851	Hospital activities and medical and dental practices	3,908	103,787	100,241	14,502,048	63,027,817
N852	Veterinary activities	53	216	216	33,312	110,047
N853	Social work activities	176	4,072	3,590	637,926	2,317,182

1994 PSIC Code	Industry Description	Total Cost	Value Added	Gross Additions to Tangible Fixed Assets	Change in Inventories	Subsidies
		(6)	(7)	(8)	(9)	(10)
			<b>Philippines</b>	<b>45,004,170</b>	<b>27,849,229</b>	<b>5,462,383</b>
N851	Hospital activities and medical and dental practices	43,259,090	26,964,128	5,362,190	717,951	-
N852	Veterinary activities	78,068	37,117	5,101	217	-
N853	Social work activities	1,667,012	847,984	95,091	(3,938)	-

TABLE B Summary Statistics for Health and Social Work Establishments with Total Employment of 20 and Over  
by Industry Group: Philippines, 2008

(Value in thousand pesos. Details may not add-up to total due to rounding and/or statistical disclosure control)

1994 PSIC Code	Industry Description	Number of Establishments	Employment		Total Compensation	Total Revenue
			Total	Paid Employees		
			(1)	(2)		
	<b>Philippines</b>	<b>657</b>	<b>86,127</b>	<b>84,494</b>	<b>13,363,921</b>	<b>58,065,055</b>
N851	Hospital activities and medical and dental practices	619	83,053	81,742	12,836,304	56,336,846
N853	Social work activities	38	3,074	2,752	527,617	1,728,209

1994 PSIC Code	Industry Description	Total Cost	Value Added	Gross Additions to Tangible Fixed Assets	Change in Inventories	Subsidies
		(6)	(7)	(8)	(9)	(10)
	<b>Philippines</b>	<b>39,959,656</b>	<b>24,606,346</b>	<b>5,019,399</b>	<b>477,244</b>	<b>-</b>
N851	Hospital activities and medical and dental practices	38,749,972	23,941,418	4,961,631	479,307	-
N853	Social work activities	1,209,684	664,928	57,768	-2,063	-

TABLE C. Summary Statistics for Health and Social Work Establishments with Total Employment of Less Than 20  
by Industry Group: Philippines, 2008

(Value in thousand pesos. Details may not add-up to total due to rounding and/or statistical disclosure control)

1994 PSIC Code	Industry Description	Number of Establishments	Employment		Total Compensation	Total Revenue
			Total	Paid Employees		
		(1)	(2)	(3)	(4)	(5)
	<b>Philippines</b>	<b>3,480</b>	<b>21,949</b>	<b>19,553</b>	<b>1,809,366</b>	<b>7,389,991</b>
N851	Hospital activities and medical and dental practices	3,289	20,734	18,498	1,665,744	6,690,971
N852	Veterinary activities	53	216	216	33,312	110,047
N853	Social work activities	138	998	838	110,310	588,973

1994 PSIC Code	Industry Description	Total Cost	Value Added	Gross Additions to Tangible Fixed Assets	Change in Inventories	Subsidies
		(6)	(7)	(8)	(9)	(10)
	<b>Philippines</b>	<b>5,044,515</b>	<b>3,242,882</b>	<b>442,984</b>	<b>236,986</b>	<b>-</b>
N851	Hospital activities and medical and dental practices	4,509,119	3,022,709	400,560	238,644	-
N852	Veterinary activities	78,068	37,117	5,101	217	-
N853	Social work activities	457,328	183,056	37,323	(1,875)	-

# **Statistical Tables**

**For All Employment Sizes**

**National Tables**

TABLE 1 Summary Statistics for Health and Social Work Establishments for All Employment Sizes  
by Industry Sub-Class: Philippines, 2008

(Value in thousand pesos. Details may not add-up to total due to rounding and/or statistical disclosure control)

1994 PSIC Code	Industry Description	Number of Establishments	Employment as of November 15		Total Compensation	Total Revenue
			Total	Paid Employees		
		(1)	(2)	(3)	(4)	(5)
	<b>Philippines</b>	<b>4,137</b>	<b>108,075</b>	<b>104,047</b>	<b>15,173,287</b>	<b>65,455,045</b>
N85121	Private hospitals, sanitaria and other similar activities	845	81,693	80,553	12,294,263	52,744,246
N85122	Private medical activities	1,970	14,374	12,625	1,432,287	7,119,191
N85123	Private dental and laboratory services	467	1,762	1,451	100,541	353,333
N85124	Private child care clinics	45	84	73	4,794	40,391
N85129	Private medical, dental and other health services, n.e.c.	534	5,490	5,228	625,626	2,481,935
N85190	Other hospital activities and medical and dental practices, n.e.c.	47	384	311	44,539	288,721
N85200	Veterinary activities	53	216	216	33,312	110,047
N85311	Child care services	26	903	840	181,576	546,241
N85313	Caring for the aged and orphans	11	136	94	14,297	26,050
N85314	Caring for the mentally and physically handicapped	9	204	201	15,452	54,434
N85315	Rehabilitation of people addicted to drugs or alcohol	16	134	98	6,379	27,609
N85319	Social work with accommodation, n.e.c.	14	390	390	71,609	294,177
N85321	Child-care activities (including for the handicapped)	12	239	212	36,684	168,424
N85322	Welfare and guidance counselling activities )					
N85323	Vocational rehabilitation and habilitation activities )	13	137	131	26,462	148,739
N85324	Charitable activities	39	1,618	1,349	231,472	656,238
N85329	Social work without accommodation, n.e.c.	36	310	275	53,993	395,269

1994 PSIC Code	Industry Description	Total Cost	Value Added	Gross Additions to Tangible Fixed Assets	Change in Inventories	Subsidies
		(6)	(7)	(8)	(9)	(10)
	<b>Philippines</b>	<b>45,004,170</b>	<b>27,849,229</b>	<b>5,462,383</b>	<b>714,230</b>	<b>-</b>
N85121	Private hospitals, sanitaria and other similar activities	36,019,191	22,631,371	4,667,160	414,181	-
N85122	Private medical activities	5,225,313	2,857,546	428,032	273,556	-
N85123	Private dental and laboratory services	194,419	183,041	29,644	(1,328)	-
N85124	Private child care clinics	32,079	13,897	17,473	152	-
N85129	Private medical, dental and other health services, n.e.c.	1,579,015	1,162,997	199,904	30,211	-
N85190	Other hospital activities and medical and dental practices, n.e.c.	209,074	115,275	19,977	1,179	-
N85200	Veterinary activities	78,068	37,117	5,101	217	-
N85311	Child care services	337,957	316,770	23,947	(284)	-
N85313	Caring for the aged and orphans	11,814	15,067	24	-	-
N85314	Caring for the mentally and physically handicapped	38,616	18,144	535	42	-
N85315	Rehabilitation of people addicted to drugs or alcohol	17,981	7,339	1,300	(3,311)	-
N85319	Social work with accommodation, n.e.c.	171,397	141,614	6,850	(133)	-
N85321	Child-care activities (including for the handicapped)	132,862	45,860	1,964	1,265	-
N85322	Welfare and guidance counselling activities )					
N85323	Vocational rehabilitation and habilitation activities )	116,847	34,492	17,802	(6)	-
N85324	Charitable activities	542,019	136,382	11,976	570	-
N85329	Social work without accommodation, n.e.c.	297,520	132,315	30,693	(2,082)	-

) - Combined Data



TABLE 2 Number of Establishments and Employment by Type and Sex for Health and Social Work Establishments for All Employment Sizes  
by Industry Sub-Class: Philippines, 2008

(Details may not add-up to total due to rounding and/or statistical disclosure control)

1994 PSIC Code	Industry Description	Number of Establishments	Employment as of November 15					
			Total		Paid		Unpaid	
			Male	Female	Male	Female	Male	Female
		(1)	(2)	(3)	(4)	(5)	(6)	(7)
	<b>Philippines</b>	<b>4,137</b>	<b>35,663</b>	<b>72,412</b>	<b>34,108</b>	<b>69,939</b>	<b>1,556</b>	<b>2,473</b>
N85121	Private hospitals, sanitaria and other similar activities	845	27,260	54,433	26,876	53,677	384	756
N85122	Private medical activities	1,970	4,036	10,338	3,309	9,316	727	1,022
N85123	Private dental and laboratory services	467	572	1,190	404	1,047	168	144
N85124	Private child care clinics	45	10	74	10	63	-	11
N85129	Private medical, dental and other health services, n.e.c.	534	1,976	3,514	1,893	3,335	83	179
N85190	Other hospital activities and medical and dental practices, n.e.c.	47	164	220	128	182	36	37
N85200	Veterinary activities	53	102	115	102	115	-	-
N85311	Child care services	26	331	572	307	533	24	39
N85313	Caring for the aged and orphans	11	42	94	29	65	13	30
N85314	Caring for the mentally and physically handicapped	9	112	92	110	91	2	1
N85315	Rehabilitation of people addicted to drugs or alcohol	16	63	71	41	57	22	14
N85319	Social work with accommodation, n.e.c.	14	119	271	119	271	-	-
N85321	Child-care activities (including for the handicapped)	12	67	172	56	156	11	16
N85322	Welfare and guidance counselling activities )							
N85323	Vocational rehabilitation and habilitation activities )	13	48	89	48	83	-	6
N85324	Charitable activities	39	695	923	614	735	81	188
N85329	Social work without accommodation, n.e.c.	36	66	244	61	214	5	30

TABLE 3 Number of Establishments and Compensation of Paid Employees for Health and Social Work Establishments  
for All Employment Sizes by Industry Sub-Class: Philippines, 2008

(Value in thousand pesos. Details may not add-up to total due to rounding and/or statistical disclosure control)

1994 PSIC Code	Industry Description	Number of Establishments	Compensation		
			Total	Gross Salaries and Wages	Employer's Contribution to SSS/GSIS and Others
			(1)	(2)	(3)
	<b>Philippines</b>	<b>4,137</b>	<b>15,173,287</b>	<b>14,142,371</b>	<b>1,030,915</b>
N85121	Private hospitals, sanitaria and other similar activities	845	12,294,263	11,461,435	832,827
N85122	Private medical activities	1,970	1,432,287	1,330,298	101,989
N85123	Private dental and laboratory services	467	100,541	94,505	6,037
N85124	Private child care clinics	45	4,794	4,530	263
N85129	Private medical, dental and other health services, n.e.c.	534	625,626	587,640	37,985
N85190	Other hospital activities and medical and dental practices, n.e.c.	47	44,539	41,746	2,793
N85200	Veterinary activities	53	33,312	30,981	2,331
N85311	Child care services	26	181,576	169,380	12,196
N85313	Caring for the aged and orphans	11	14,297	13,775	522
N85314	Caring for the mentally and physically handicapped	9	15,452	14,408	1,044
N85315	Rehabilitation of people addicted to drugs or alcohol	16	6,379	5,878	501
N85319	Social work with accommodation, n.e.c.	14	71,609	67,890	3,719
N85321	Child-care activities (including for the handicapped)	12	36,684	34,161	2,523
N85322	Welfare and guidance counselling activities )				
N85323	Vocational rehabilitation and habilitation activities )	13	26,462	25,005	1,457
N85324	Charitable activities	39	231,472	209,263	22,210
N85329	Social work without accommodation, n.e.c.	36	53,993	51,475	2,518

) - Combined Data

TABLE 4 Number of Establishments and Revenue by Type for Health and Social Work Establishments for All Employment Sizes by Industry Sub-Class: Philippines, 2008

(Value in thousand pesos. Details may not add-up to total due to rounding and/or statistical disclosure control)

1994 PSIC Code	Industry Description	Number of Establishments	Revenue				
			Total	Revenue from Main Activity	Interest Income	Value of Non- Industrial Services Done for Others	Dividend Income
			(1)	(2)	(3)	(4)	(5)
<b>Philippines</b>		<b>4,137</b>	<b>65,455,045</b>	<b>58,329,844</b>	<b>295,092</b>	<b>399,391</b>	<b>78,724</b>
N85121	Private hospitals, sanitarium and other similar activities	845	52,744,246	45,995,655	247,014	287,280	58,839
N85122	Private medical activities	1,970	7,119,191	6,891,017	4,693	65,315	-
N85123	Private dental and laboratory services	467	353,333	344,474	239	40	-
N85124	Private child care clinics	45	40,391	40,391	-	-	-
N85129	Private medical, dental and other health services, n.e.c.	534	2,481,935	2,463,065	2,568	10,253	43
N85190	Other hospital activities and medical and dental practices, n.e.c.	47	288,721	287,082	45	-	-
N85200	Veterinary activities	53	110,047	108,072	454	103	-
N85311	Child care services	26	546,241	539,270	4,489	516	3
N85313	Caring for the aged and orphans	11	26,050	25,959	4	-	-
N85314	Caring for the mentally and physically handicapped	9	54,434	54,352	81	-	-
N85315	Rehabilitation of people addicted to drugs or alcohol	16	27,609	27,609	-	-	-
N85319	Social work with accommodation, n.e.c.	14	294,177	289,403	589	47	-
N85321	Child-care activities (including for the handicapped)	12	168,424	166,268	1,295	-	-
N85322	Welfare and guidance counselling activities )						
N85323	Vocational rehabilitation and habilitation activities )	13	148,739	147,890	343	-	-
N85324	Charitable activities	39	656,238	592,068	16,659	35,026	187
N85329	Social work without accommodation, n.e.c.	36	395,269	357,271	16,619	811	19,652

1994 PSIC Code	Industry Description	Revenue					
		Commissions and Fees Earned	Service Charges	Value of Goods for Resale	Royalty Income	Franchise Income	Other Income
		(7)	(8)	(9)	(10)	(11)	(12)
<b>Philippines</b>		<b>9,984</b>	<b>128,719</b>	<b>5,731,882</b>	<b>-</b>	<b>-</b>	<b>481,410</b>
N85121	Private hospitals, sanitarium and other similar activities	9,634	118,933	5,578,216	-	-	448,675
N85122	Private medical activities	350	8,183	141,507	-	-	8,125
N85123	Private dental and laboratory services	-	-	6,805	-	-	1,775
N85124	Private child care clinics	-	-	-	-	-	-
N85129	Private medical, dental and other health services, n.e.c.	-	-	5,353	-	-	654
N85190	Other hospital activities and medical and dental practices, n.e.c.	-	-	-	-	-	1,594
N85200	Veterinary activities	-	-	-	-	-	1,418
N85311	Child care services	-	1,045	-	-	-	916
N85313	Caring for the aged and orphans	-	-	-	-	-	88
N85314	Caring for the mentally and physically handicapped	-	-	-	-	-	-
N85315	Rehabilitation of people addicted to drugs or alcohol	-	-	-	-	-	-
N85319	Social work with accommodation, n.e.c.	-	558	-	-	-	3,580
N85321	Child-care activities (including for the handicapped)	-	-	-	-	-	861
N85322	Welfare and guidance counselling activities )						
N85323	Vocational rehabilitation and habilitation activities )	-	-	-	-	-	508
N85324	Charitable activities	-	-	-	-	-	12,299
N85329	Social work without accommodation, n.e.c.	-	-	-	-	-	917

) - Combined Data

TABLE 4.1 Number of Establishments and Revenue from Main Activity by Type of Transaction for Health and Social Work Establishments for All Employment Sizes  
by Industry Sub-Class: Philippines, 2008

(Value in thousand pesos. Details may not add-up to total due to rounding and/or statistical disclosure control)

1994 PSIC Code	Industry Description	Number of Establishments	Revenue from Main Activity		
			Total	Transactions Within the Country	Transactions Outside the Country
		(1)	(2)	(3)	(4)
<b>Philippines</b>		<b>4,137</b>	<b>58,329,844</b>	<b>58,329,844</b>	-
N85121	Private hospitals, sanitarium and other similar activities	845	45,995,655	45,995,655	-
N85122	Private medical activities	1,970	6,891,017	6,891,017	-
N85123	Private dental and laboratory services	467	344,474	344,474	-
N85124	Private child care clinics	45	40,391	40,391	-
N85129	Private medical, dental and other health services, n.e.c.	534	2,463,065	2,463,065	-
N85190	Other hospital activities and medical and dental practices, n.e.c.	47	287,082	287,082	-
N85200	Veterinary activities	53	108,072	108,072	-
N85311	Child care services	26	539,270	539,270	-
N85313	Caring for the aged and orphans	11	25,959	25,959	-
N85314	Caring for the mentally and physically handicapped	9	54,352	54,352	-
N85315	Rehabilitation of people addicted to drugs or alcohol	16	27,609	27,609	-
N85319	Social work with accommodation, n.e.c.	14	289,403	289,403	-
N85321	Child-care activities (including for the handicapped)	12	166,268	166,268	-
N85322	Welfare and guidance counselling activities )				
N85323	Vocational rehabilitation and habilitation activities )	13	147,890	147,890	-
N85324	Charitable activities	39	592,068	592,068	-
N85329	Social work without accommodation, n.e.c.	36	357,271	357,271	-

) - Combined Data

TABLE 5 Number of Establishments and Cost by Type for Health and Social Work Establishments for All Employment Sizes  
by Industry Sub-Class: Philippines, 2008

(Value in thousand pesos. Details may not add-up to total due to rounding and/or statistical disclosure control)

1994 PSIC Code	Industry Description	Number of Establishments	Cost			
			Total	Materials and Supplies Purchased	Fuels, Lubricants, Oils and Greases Purchased	Electricity and Water Purchased
		(1)	(2)	(3)	(4)	(5)
<b>Philippines</b>		<b>4,137</b>	<b>45,004,170</b>	<b>18,316,116</b>	<b>356,606</b>	<b>2,973,867</b>
N85121	Private hospitals, sanitarium and other similar activities	845	36,019,191	15,422,388	176,396	2,425,305
N85122	Private medical activities	1,970	5,225,313	1,794,240	96,516	333,764
N85123	Private dental and laboratory services	467	194,419	69,728	11,117	29,443
N85124	Private child care clinics	45	32,079	19,214	1,287	762
N85129	Private medical, dental and other health services, n.e.c.	534	1,579,015	435,445	16,553	88,366
N85190	Other hospital activities and medical and dental practices, n.e.c.	47	209,074	74,849	14,911	15,962
N85200	Veterinary activities	53	78,068	40,743	1,822	5,506
N85311	Child care services	26	337,957	112,082	5,604	19,321
N85313	Caring for the aged and orphans	11	11,814	1,586	77	1,729
N85314	Caring for the mentally and physically handicapped	9	38,616	7,929	577	1,401
N85315	Rehabilitation of people addicted to drugs or alcohol	16	17,981	5,591	668	2,352
N85319	Social work with accommodation, n.e.c.	14	171,397	15,698	2,278	7,187
N85321	Child-care activities (including for the handicapped)	12	132,862	25,213	2,301	4,057
N85322	Welfare and guidance counselling activities )					
N85323	Vocational rehabilitation and habilitation activities )	13	116,847	5,768	1,251	1,591
N85324	Charitable activities	39	542,019	194,561	22,821	30,648
N85329	Social work without accommodation, n.e.c.	36	297,520	91,080	2,427	6,475

TABLE 5 Number of Establishments and Cost by Type for Health and Social Work Establishments for All Employment Sizes by Industry Sub-Class: Philippines, 2008 (Concluded)

(Value in thousand pesos. Details may not add-up to total due to rounding and/or statistical disclosure control)

1994 PSIC Code	Industry Description	Cost					
		Industrial Services Done by Others	Non-Industrial Services Done by Others	Interest Expense	Goods Purchased for Resale	Indirect Taxes	Research and Experimental Development
		(6)	(7)	(8)	(9)	(10)	(11)
<b>Philippines</b>		<b>1,352,449</b>	<b>8,839,375</b>	<b>1,214,499</b>	<b>4,858,876</b>	<b>609,654</b>	<b>42,222</b>
N85121	Private hospitals, sanitaria and other similar activities	911,141	5,341,670	1,151,913	4,742,974	352,241	32,327
N85122	Private medical activities	118,519	2,047,003	38,858	110,647	199,742	4,711
N85123	Private dental and laboratory services	2,198	55,079	630	-	10,030	178
N85124	Private child care clinics	-	5,276	838	-	757	108
N85129	Private medical, dental and other health services, n.e.c.	250,419	532,436	8,405	5,254	21,915	318
N85190	Other hospital activities and medical and dental practices, n.e.c.	1,034	63,801	989	-	5,174	-
N85200	Veterinary activities	135	24,000	-	-	2,255	-
N85311	Child care services	10,436	77,432	9,877	-	964	-
N85313	Caring for the aged and orphans	397	7,176	-	-	212	-
N85314	Caring for the mentally and physically handicapped	109	25,289	289	-	172	3
N85315	Rehabilitation of people addicted to drugs or alcohol	97	8,201	-	-	361	-
N85319	Social work with accommodation, n.e.c.	16,251	107,712	1,899	-	2,085	32
N85321	Child-care activities (including for the handicapped)	2	92,241	3	-	381	-
N85322	Welfare and guidance counselling activities )	-	-	-	-	-	-
N85323	Vocational rehabilitation and habilitation activities )	11,973	91,877	2	-	75	-
N85324	Charitable activities	26,505	219,745	528	-	4,570	46
N85329	Social work without accommodation, n.e.c.	3,233	140,439	267	-	8,720	4,500

1994 PSIC Code	Industry Description	Cost					
		Environmental Protection Expense	Royalty Fee	Franchise Fee	Bad and Doubtful Debts	Depreciation of Fixed Assets	Other Cost
		(12)	(13)	(14)	(15)	(16)	(17)
<b>Philippines</b>		<b>27,773</b>	<b>16</b>	<b>1,676</b>	<b>656,513</b>	<b>4,173,907</b>	<b>1,580,621</b>
N85121	Private hospitals, sanitaria and other similar activities	24,378	-	188	573,055	3,397,124	1,468,090
N85122	Private medical activities	1,762	-	-	20,670	419,092	39,788
N85123	Private dental and laboratory services	426	-	71	-	14,796	724
N85124	Private child care clinics	-	-	-	-	3,838	-
N85129	Private medical, dental and other health services, n.e.c.	923	-	-	7,951	191,595	19,434
N85190	Other hospital activities and medical and dental practices, n.e.c.	-	-	-	804	27,482	4,067
N85200	Veterinary activities	226	-	-	1	2,664	715
N85311	Child care services	28	-	-	45,938	51,990	4,285
N85313	Caring for the aged and orphans	-	-	-	-	619	18
N85314	Caring for the mentally and physically handicapped	30	-	-	1,220	603	994
N85315	Rehabilitation of people addicted to drugs or alcohol	-	-	-	-	660	51
N85319	Social work with accommodation, n.e.c.	-	-	-	6,455	8,528	3,272
N85321	Child-care activities (including for the handicapped)	-	16	-	-	8,648	-
N85322	Welfare and guidance counselling activities )	-	-	-	-	-	-
N85323	Vocational rehabilitation and habilitation activities )	-	-	-	-	2,529	1,782
N85324	Charitable activities	-	-	1,417	195	16,300	24,682
N85329	Social work without accommodation, n.e.c.	-	-	-	223	27,439	12,718

) - Combined Data

TABLE 6 Number of Establishments and Capital Expenditures of Tangible Fixed Assets by Type for Health and Social Work Establishments for All Employment Sizes by Industry Sub-Class: Philippines, 2008

(Value in thousand pesos. Details may not add-up to total due to rounding and/or statistical disclosure control)

1994 PSIC Code	Industry Description	Number of Establishments	Capital Expenditures of Tangible Fixed Assets			
			Total	Land	Buildings, Other Structures and Land Improvements	Transport Equipment
			(1)	(2)	(3)	(4)
<b>Philippines</b>		<b>4,137</b>	<b>5,523,020</b>	<b>221,269</b>	<b>2,013,484</b>	<b>143,590</b>
N85121	Private hospitals, sanitaria and other similar activities	845	4,718,479	187,745	1,815,142	46,229
N85122	Private medical activities	1,970	428,405	2,227	91,948	75,895
N85123	Private dental and laboratory services	467	29,644	-	3,703	151
N85124	Private child care clinics	45	17,473	-	15,923	1,550
N85129	Private medical, dental and other health services, n.e.c.	534	200,188	18,316	51,277	12,978
N85190	Other hospital activities and medical and dental practices, n.e.c.	47	20,657	-	248	-
N85200	Veterinary activities	53	5,101	4,062	432	-
N85311	Child care services	26	31,376	7,420	4,651	2,795
N85313	Caring for the aged and orphans	11	24	-	-	-
N85314	Caring for the mentally and physically handicapped	9	684	-	80	-
N85315	Rehabilitation of people addicted to drugs or alcohol	16	1,300	-	-	1,200
N85319	Social work with accommodation, n.e.c.	14	6,963	1,500	2,323	1,437
N85321	Child-care activities (including for the handicapped)	12	1,964	-	210	834
N85322	Welfare and guidance counselling activities )					
N85323	Vocational rehabilitation and habilitation activities )	13	17,802	-	15,789	-
N85324	Charitable activities	39	11,976	-	2,690	-
N85329	Social work without accommodation, n.e.c.	36	30,983	-	9,069	521

1994 PSIC Code	Industry Description	Capital Expenditures of Tangible Fixed Assets			
		ICT Machinery and Equipment	Other Machinery and Equipment	Valuables	Other Tangible Fixed Assets
		(6)	(7)	(8)	(9)
<b>Philippines</b>		<b>1,135,643</b>	<b>2,006,569</b>	<b>-</b>	<b>2,464</b>
N85121	Private hospitals, sanitaria and other similar activities	983,289	1,683,910	-	2,165
N85122	Private medical activities	84,625	173,411	-	299
N85123	Private dental and laboratory services	1,558	24,234	-	-
N85124	Private child care clinics	-	-	-	-
N85129	Private medical, dental and other health services, n.e.c.	31,672	85,944	-	-
N85190	Other hospital activities and medical and dental practices, n.e.c.	5,561	14,848	-	-
N85200	Veterinary activities	76	533	-	-
N85311	Child care services	5,706	10,804	-	-
N85313	Caring for the aged and orphans	-	24	-	-
N85314	Caring for the mentally and physically handicapped	276	329	-	-
N85315	Rehabilitation of people addicted to drugs or alcohol	100	-	-	-
N85319	Social work with accommodation, n.e.c.	1,703	-	-	-
N85321	Child-care activities (including for the handicapped)	237	683	-	-
N85322	Welfare and guidance counselling activities )				
N85323	Vocational rehabilitation and habilitation activities )	-	2,013	-	-
N85324	Charitable activities	-	9,286	-	-
N85329	Social work without accommodation, n.e.c.	20,842	551	-	-

) - Combined Data

TABLE 6.1 Number of Establishments and Capital Expenditures for Directly Imported Tangible Fixed Assets by Type for Health and Social Work Establishments for All Employment Sizes by Industry Sub-Class: Philippines, 2008

(Value in thousand pesos. Details may not add-up to total due to rounding and/or statistical disclosure control)

1994 PSIC Code	Industry Description	Number of Establishments	Directly Imported Tangible Fixed Assets					
			Total	Transport Equipment	ICT Machinery and Equipment	Other Machinery and Equipment	Valuables	Other Tangible Fixed Assets
			(1)	(2)	(3)	(4)	(5)	(6)
<b>Philippines</b>		<b>4,137</b>	<b>38,789</b>	-	<b>22,517</b>	<b>16,272</b>	-	-
N85121	Private hospitals, sanitarium and other similar activities	845	-	-	-	-	-	-
N85122	Private medical activities	1,970	21,603	-	21,603	-	-	-
N85123	Private dental and laboratory services	467	-	-	-	-	-	-
N85124	Private child care clinics	45	-	-	-	-	-	-
N85129	Private medical, dental and other health services, n.e.c.	534	7,005	-	914	6,091	-	-
N85190	Other hospital activities and medical and dental practices, n.e.c.	47	10,182	-	-	10,182	-	-
N85200	Veterinary activities	53	-	-	-	-	-	-
N85311	Child care services	26	-	-	-	-	-	-
N85313	Caring for the aged and orphans	11	-	-	-	-	-	-
N85314	Caring for the mentally and physically handicapped	9	-	-	-	-	-	-
N85315	Rehabilitation of people addicted to drugs or alcohol	16	-	-	-	-	-	-
N85319	Social work with accommodation, n.e.c.	14	-	-	-	-	-	-
N85321	Child-care activities (including for the handicapped)	12	-	-	-	-	-	-
N85322	Welfare and guidance counselling activities )							
N85323	Vocational rehabilitation and habilitation activities )	13	-	-	-	-	-	-
N85324	Charitable activities	39	-	-	-	-	-	-
N85329	Social work without accommodation, n.e.c.	36	-	-	-	-	-	-

TABLE 6.2 Number of Establishments and Capital Expenditures for Tangible Fixed Assets by Mode of Acquisition for Health and Social Work Establishments for All Employment Sizes by Industry Sub-Class: Philippines, 2008

(Value in thousand pesos. Details may not add-up to total due to rounding and/or statistical disclosure control)

1994 PSIC Code	Industry Description	Number of Establishments	Capital Expenditures for Tangible Fixed Assets by Mode of Acquisition				Tangible Fixed Assets Produced on Own Account
			Total	New Tangible Fixed Assets	Major Alterations and Improvements on Tangible Fixed Assets	Land and Used Tangible Fixed Assets	
			(1)	(2)	(3)	(4)	
<b>Philippines</b>		<b>4,137</b>	<b>5,523,020</b>	<b>3,380,784</b>	<b>1,575,663</b>	<b>537,022</b>	<b>29,551</b>
N85121	Private hospitals, sanitarium and other similar activities	845	4,718,479	2,752,560	1,423,770	524,347	17,801
N85122	Private medical activities	1,970	428,405	316,676	97,751	2,227	11,750
N85123	Private dental and laboratory services	467	29,644	27,401	2,243	-	-
N85124	Private child care clinics	45	17,473	1,550	15,923	-	-
N85129	Private medical, dental and other health services, n.e.c.	534	200,188	176,346	23,842	-	-
N85190	Other hospital activities and medical and dental practices, n.e.c.	47	20,657	16,389	3,997	270	-
N85200	Veterinary activities	53	5,101	608	432	4,062	-
N85311	Child care services	26	31,376	20,609	4,651	6,116	-
N85313	Caring for the aged and orphans	11	24	24	-	-	-
N85314	Caring for the mentally and physically handicapped	9	684	594	90	-	-
N85315	Rehabilitation of people addicted to drugs or alcohol	16	1,300	1,300	-	-	-
N85319	Social work with accommodation, n.e.c.	14	6,963	6,963	-	-	-
N85321	Child-care activities (including for the handicapped)	12	1,964	1,754	210	-	-
N85322	Welfare and guidance counselling activities )						
N85323	Vocational rehabilitation and habilitation activities )	13	17,802	17,802	-	-	-
N85324	Charitable activities	39	11,976	9,286	2,690	-	-
N85329	Social work without accommodation, n.e.c.	36	30,983	30,921	63	-	-

) - Combined Data

TABLE 6.3 Number of Establishments and Capital Expenditures for Intangible Assets by Type for Health and Social Work Establishments for All Employment Sizes  
by Industry Sub-Class: Philippines, 2008

(Value in thousand pesos. Details may not add-up to total due to rounding and/or statistical disclosure control)

1994 PSIC Code	Industry Description	Number of Establishments	Capital Expenditures for Intangible Assets			
			Total	Intangible Non-Produced Assets	Computer Software and Data Bases	Other Intangible Assets
			(1)	(2)	(3)	(4)
<b>Philippines</b>		<b>4,137</b>	<b>49,153</b>	<b>2,054</b>	<b>42,113</b>	<b>4,986</b>
N85121	Private hospitals, sanitarium and other similar activities	845	39,395	1,105	33,303	4,986
N85122	Private medical activities	1,970	1,467	111	1,356	-
N85123	Private dental and laboratory services	467	-	-	-	-
N85124	Private child care clinics	45	-	-	-	-
N85129	Private medical, dental and other health services, n.e.c.	534	3,530	-	3,530	-
N85190	Other hospital activities and medical and dental practices, n.e.c.	47	-	-	-	-
N85200	Veterinary activities	53	600	600	-	-
N85311	Child care services	26	2,278	-	2,278	-
N85313	Caring for the aged and orphans	11	-	-	-	-
N85314	Caring for the mentally and physically handicapped	9	-	-	-	-
N85315	Rehabilitation of people addicted to drugs or alcohol	16	-	-	-	-
N85319	Social work with accommodation, n.e.c.	14	113	-	113	-
N85321	Child-care activities (including for the handicapped)	12	7	-	7	-
N85322	Welfare and guidance counselling activities )					
N85323	Vocational rehabilitation and habilitation activities )	13	-	-	-	-
N85324	Charitable activities	39	1,450	-	1,450	-
N85329	Social work without accommodation, n.e.c.	36	314	238	77	-

TABLE 7 Number of Establishments and Gross Additions to Tangible Fixed Assets for Health and Social Work Establishments for All Employment Sizes  
by Industry Sub-Class: Philippines, 2008

(Value in thousand pesos. Details may not add-up to total due to rounding and/or statistical disclosure control)

1994 PSIC Code	Industry Description	Number of Establishments	Gross Additions to Tangible Fixed Assets	Capital Expenditures for Tangible Fixed Assets	Sale of Tangible Fixed Assets
		(1)	(2)	(3)	(4)
<b>Philippines</b>		<b>4,137</b>	<b>5,462,383</b>	<b>5,523,020</b>	<b>60,637</b>
N85121	Private hospitals, sanitarium and other similar activities	845	4,667,160	4,718,479	51,319
N85122	Private medical activities	1,970	428,032	428,405	373
N85123	Private dental and laboratory services	467	29,644	29,644	-
N85124	Private child care clinics	45	17,473	17,473	-
N85129	Private medical, dental and other health services, n.e.c.	534	199,904	200,188	283
N85190	Other hospital activities and medical and dental practices, n.e.c.	47	19,977	20,657	680
N85200	Veterinary activities	53	5,101	5,101	-
N85311	Child care services	26	23,947	31,376	7,429
N85313	Caring for the aged and orphans	11	24	24	-
N85314	Caring for the mentally and physically handicapped	9	535	684	149
N85315	Rehabilitation of people addicted to drugs or alcohol	16	1,300	1,300	-
N85319	Social work with accommodation, n.e.c.	14	6,850	6,963	114
N85321	Child-care activities (including for the handicapped)	12	1,964	1,964	-
N85322	Welfare and guidance counselling activities )				
N85323	Vocational rehabilitation and habilitation activities )	13	17,802	17,802	-
N85324	Charitable activities	39	11,976	11,976	-
N85329	Social work without accommodation, n.e.c.	36	30,693	30,983	290

) - Combined Data

TABLE 7.1 Number of Establishments and Sale of Tangible Fixed Assets by Type for Health and Social Work Establishments for All Employment Sizes by Industry Sub-Class: Philippines, 2008

(Value in thousand pesos. Details may not add-up to total due to rounding and/or statistical disclosure control)

1994 PSIC Code	Industry Description	Number of Establishments	Sale of Tangible Fixed Assets			
			Total	Land	Buildings, Other Structures and Land Improvements	Transport Equipment
			(1)	(2)	(3)	(4)
<b>Philippines</b>		<b>4,137</b>	<b>60,637</b>	<b>26,642</b>	<b>7,354</b>	<b>1,186</b>
N85121	Private hospitals, sanitarium and other similar activities	845	51,319	20,567	6,000	140
N85122	Private medical activities	1,970	373	-	-	373
N85123	Private dental and laboratory services	467	-	-	-	-
N85124	Private child care clinics	45	-	-	-	-
N85129	Private medical, dental and other health services, n.e.c.	534	283	-	-	283
N85190	Other hospital activities and medical and dental practices, n.e.c.	47	680	-	-	-
N85200	Veterinary activities	53	-	-	-	-
N85311	Child care services	26	7,429	6,075	1,354	-
N85313	Caring for the aged and orphans	11	-	-	-	-
N85314	Caring for the mentally and physically handicapped	9	149	-	-	-
N85315	Rehabilitation of people addicted to drugs or alcohol	16	-	-	-	-
N85319	Social work with accommodation, n.e.c.	14	114	-	-	100
N85321	Child-care activities (including for the handicapped)	12	-	-	-	-
N85322	Welfare and guidance counselling activities )					
N85323	Vocational rehabilitation and habilitation activities )	13	-	-	-	-
N85324	Charitable activities	39	-	-	-	-
N85329	Social work without accommodation, n.e.c.	36	290	-	-	290

1994 PSIC Code	Industry Description	Sale of Tangible Fixed Assets			
		ICT Machinery and Equipment	Other Machinery and Equipment	Valuables	Other Tangible Fixed Assets
		(6)	(7)	(8)	(9)
<b>Philippines</b>		<b>2,494</b>	<b>22,962</b>	<b>-</b>	<b>-</b>
N85121	Private hospitals, sanitarium and other similar activities	1,800	22,812	-	-
N85122	Private medical activities	-	-	-	-
N85123	Private dental and laboratory services	-	-	-	-
N85124	Private child care clinics	-	-	-	-
N85129	Private medical, dental and other health services, n.e.c.	-	-	-	-
N85190	Other hospital activities and medical and dental practices, n.e.c.	680	-	-	-
N85200	Veterinary activities	-	-	-	-
N85311	Child care services	-	-	-	-
N85313	Caring for the aged and orphans	-	-	-	-
N85314	Caring for the mentally and physically handicapped	-	149	-	-
N85315	Rehabilitation of people addicted to drugs or alcohol	-	-	-	-
N85319	Social work with accommodation, n.e.c.	14	-	-	-
N85321	Child-care activities (including for the handicapped)	-	-	-	-
N85322	Welfare and guidance counselling activities )				
N85323	Vocational rehabilitation and habilitation activities )	-	-	-	-
N85324	Charitable activities	-	-	-	-
N85329	Social work without accommodation, n.e.c.	-	-	-	-

) - Combined Data



TABLE 7.2 Number of Establishments and Losses and Damages to Tangible Fixed Assets by Type for Health and Social Work Establishments for All Employment Sizes  
by Industry Sub-Class: Philippines, 2008

(Value in thousand pesos. Details may not add-up to total due to rounding and/or statistical disclosure control)

1994 PSIC Code	Industry Description	Number of Establishments	Losses and Damages to Tangible Fixed Assets			
			Total	Land	Buildings, Other Structures and Land Improvements	Transport Equipment
			(1)	(2)	(3)	(4)
<b>Philippines</b>		<b>4,137</b>	<b>142,547</b>	-	<b>116,231</b>	<b>1,738</b>
N85121	Private hospitals, sanitarium and other similar activities	845	140,091	-	114,291	1,594
N85122	Private medical activities	1,970	1,103	-	587	144
N85123	Private dental and laboratory services	467	-	-	-	-
N85124	Private child care clinics	45	-	-	-	-
N85129	Private medical, dental and other health services, n.e.c.	534	-	-	-	-
N85190	Other hospital activities and medical and dental practices, n.e.c.	47	-	-	-	-
N85200	Veterinary activities	53	-	-	-	-
N85311	Child care services	26	1,354	-	1,354	-
N85313	Caring for the aged and orphans	11	-	-	-	-
N85314	Caring for the mentally and physically handicapped	9	-	-	-	-
N85315	Rehabilitation of people addicted to drugs or alcohol	16	-	-	-	-
N85319	Social work with accommodation, n.e.c.	14	-	-	-	-
N85321	Child-care activities (including for the handicapped)	12	-	-	-	-
N85322	Welfare and guidance counselling activities )					
N85323	Vocational rehabilitation and habilitation activities )	13	-	-	-	-
N85324	Charitable activities	39	-	-	-	-
N85329	Social work without accommodation, n.e.c.	36	-	-	-	-

1994 PSIC Code	Industry Description	Losses and Damages to Tangible Fixed Assets			
		ICT Machinery and Equipment	Other Machinery and Equipment	Valuables	Other Tangible Fixed Assets
		(6)	(7)	(8)	(9)
<b>Philippines</b>		<b>4,205</b>	<b>19,640</b>	<b>733</b>	-
N85121	Private hospitals, sanitarium and other similar activities	4,205	19,268	733	-
N85122	Private medical activities	-	372	-	-
N85123	Private dental and laboratory services	-	-	-	-
N85124	Private child care clinics	-	-	-	-
N85129	Private medical, dental and other health services, n.e.c.	-	-	-	-
N85190	Other hospital activities and medical and dental practices, n.e.c.	-	-	-	-
N85200	Veterinary activities	-	-	-	-
N85311	Child care services	-	-	-	-
N85313	Caring for the aged and orphans	-	-	-	-
N85314	Caring for the mentally and physically handicapped	-	-	-	-
N85315	Rehabilitation of people addicted to drugs or alcohol	-	-	-	-
N85319	Social work with accommodation, n.e.c.	-	-	-	-
N85321	Child-care activities (including for the handicapped)	-	-	-	-
N85322	Welfare and guidance counselling activities )				
N85323	Vocational rehabilitation and habilitation activities )	-	-	-	-
N85324	Charitable activities	-	-	-	-
N85329	Social work without accommodation, n.e.c.	-	-	-	-

) - Combined Data

TABLE 8 Number of Establishments and Book Value of Tangible Fixed Assets by Type for Health and Social Work Establishments for All Employment Sizes  
by Industry Sub-Class: Philippines, 2008

(Value in thousand pesos. Details may not add-up to total due to rounding and/or statistical disclosure control)

1994 PSIC Code	Industry Description	Number of Establishments	Book Value of Tangible Fixed Assets			
			Total	Land	Buildings, Other Structures and Land Improvements	Transport Equipment
			(1)	(2)	(3)	(4)
<b>Philippines</b>		<b>4,137</b>	<b>47,818,531</b>	<b>9,384,587</b>	<b>20,985,567</b>	<b>1,389,361</b>
N85121	Private hospitals, sanitaria and other similar activities	845	39,071,782	7,938,862	18,036,349	669,680
N85122	Private medical activities	1,970	4,883,207	1,040,688	1,130,299	465,951
N85123	Private dental and laboratory services	467	198,427	7,049	70,285	15,473
N85124	Private child care clinics	45	41,986	1,299	22,213	16,873
N85129	Private medical, dental and other health services, n.e.c.	534	1,806,379	156,075	673,511	115,300
N85190	Other hospital activities and medical and dental practices, n.e.c.	47	488,615	-	413,439	17,379
N85200	Veterinary activities	53	28,009	9,532	1,158	5,083
N85311	Child care services	26	467,968	103,954	271,051	41,761
N85313	Caring for the aged and orphans	11	5,216	500	2,719	400
N85314	Caring for the mentally and physically handicapped	9	41,455	19,873	17,680	124
N85315	Rehabilitation of people addicted to drugs or alcohol	16	28,857	8,100	13,950	2,660
N85319	Social work with accommodation, n.e.c.	14	99,990	32,026	53,391	4,269
N85321	Child-care activities (including for the handicapped)	12	87,025	15,703	43,891	8,951
N85322	Welfare and guidance counselling activities )					
N85323	Vocational rehabilitation and habilitation activities )	13	82,307	6,264	58,084	3,896
N85324	Charitable activities	39	262,744	43,568	158,239	18,561
N85329	Social work without accommodation, n.e.c.	36	224,565	1,095	19,307	3,002

1994 PSIC Code	Industry Description	Book Value of Tangible Fixed Assets			
		ICT Machinery and Equipment	Other Machinery and Equipment	Valuables	Other Tangible Fixed Assets
		(6)	(7)	(8)	(9)
<b>Philippines</b>		<b>4,600,006</b>	<b>11,351,781</b>	<b>28,223</b>	<b>79,006</b>
N85121	Private hospitals, sanitaria and other similar activities	3,791,037	8,546,627	24,352	64,875
N85122	Private medical activities	281,688	1,961,156	-	3,425
N85123	Private dental and laboratory services	9,544	95,342	735	-
N85124	Private child care clinics	450	1,101	50	-
N85129	Private medical, dental and other health services, n.e.c.	254,424	595,035	1,619	10,416
N85190	Other hospital activities and medical and dental practices, n.e.c.	17,727	40,071	-	-
N85200	Veterinary activities	2,183	8,615	1,420	19
N85311	Child care services	17,653	33,549	-	-
N85313	Caring for the aged and orphans	344	1,253	-	-
N85314	Caring for the mentally and physically handicapped	1,705	2,073	-	-
N85315	Rehabilitation of people addicted to drugs or alcohol	427	3,719	-	-
N85319	Social work with accommodation, n.e.c.	4,299	5,735	-	270
N85321	Child-care activities (including for the handicapped)	2,495	15,937	47	-
N85322	Welfare and guidance counselling activities )				
N85323	Vocational rehabilitation and habilitation activities )	4,412	9,650	-	-
N85324	Charitable activities	17,104	25,272	-	-
N85329	Social work without accommodation, n.e.c.	194,515	6,646	-	-

) - Combined Data

TABLE 8.1 Number of Establishments and Value of Intangible Assets by Type for Health and Social Work Establishments for All Employment Sizes  
by Industry Sub-Class: Philippines, 2008

(Value in thousand pesos. Details may not add-up to total due to rounding and/or statistical disclosure control)

1994 PSIC Code	Industry Description	Number of Establishments	Value of Intangible Assets as of December 31			
			Total	Intangible Non- Produced Assets	Computer Software and Data Bases	Other Intangible Assets
			(1)	(2)	(3)	(4)
<b>Philippines</b>		<b>4,137</b>	<b>240,862</b>	<b>46,991</b>	<b>166,184</b>	<b>27,687</b>
N85121	Private hospitals, sanitaria and other similar activities	845	162,259	34,313	113,126	14,820
N85122	Private medical activities	1,970	23,301	1,840	21,461	-
N85123	Private dental and laboratory services	467	-	-	-	-
N85124	Private child care clinics	45	-	-	-	-
N85129	Private medical, dental and other health services, n.e.c.	534	10,468	-	7,601	2,867
N85190	Other hospital activities and medical and dental practices, n.e.c.	47	8,868	-	8,868	-
N85200	Veterinary activities	53	600	600	-	-
N85311	Child care services	26	13,442	-	13,442	-
N85313	Caring for the aged and orphans	11	-	-	-	-
N85314	Caring for the mentally and physically handicapped	9	-	-	-	-
N85315	Rehabilitation of people addicted to drugs or alcohol	16	-	-	-	-
N85319	Social work with accommodation, n.e.c.	14	113	-	113	-
N85321	Child-care activities (including for the handicapped)	12	20	-	20	-
N85322	Welfare and guidance counselling activities )					
N85323	Vocational rehabilitation and habilitation activities )	13	-	-	-	-
N85324	Charitable activities	39	1,450	-	1,450	-
N85329	Social work without accommodation, n.e.c.	36	20,341	10,238	103	10,000

) - Combined Data

TABLE 9 Number of Establishments and Value of Inventories by Type for Health and Social Work Establishments for All Employment Sizes  
by Industry Sub-Class: Philippines, 2008

(Value in thousand pesos. Details may not add-up to total due to rounding and/or statistical disclosure control)

1994 PSIC Code	Industry Description	Number of Establishments	Value of Inventories as of January 1				
			Total	Materials and Supplies	Fuels, Lubricants, Oils and Greases	Goods for Resale	Other Inventories
			(1)	(2)	(3)	(4)	(5)
<b>Philippines</b>		<b>4,137</b>	<b>3,268,800</b>	<b>2,178,840</b>	<b>54,632</b>	<b>1,022,980</b>	<b>12,349</b>
N85121	Private hospitals, sanitaria and other similar activities	845	2,590,376	1,748,748	41,241	788,037	12,349
N85122	Private medical activities	1,970	537,098	293,759	13,306	230,033	-
N85123	Private dental and laboratory services	467	29,902	26,052	81	3,769	-
N85124	Private child care clinics	45	1,082	1,082	-	-	-
N85129	Private medical, dental and other health services, n.e.c.	534	57,496	56,355	-	1,141	-
N85190	Other hospital activities and medical and dental practices, n.e.c.	47	27,229	27,229	-	-	-
N85200	Veterinary activities	53	2,313	2,313	-	-	-
N85311	Child care services	26	1,004	1,002	2	-	-
N85313	Caring for the aged and orphans	11	-	-	-	-	-
N85314	Caring for the mentally and physically handicapped	9	118	118	-	-	-
N85315	Rehabilitation of people addicted to drugs or alcohol	16	4,193	4,193	-	-	-
N85319	Social work with accommodation, n.e.c.	14	891	891	-	-	-
N85321	Child-care activities (including for the handicapped)	12	1,167	1,167	-	-	-
N85322	Welfare and guidance counselling activities )						
N85323	Vocational rehabilitation and habilitation activities )	13	17	17	-	-	-
N85324	Charitable activities	39	280	280	-	-	-
N85329	Social work without accommodation, n.e.c.	36	15,634	15,634	-	-	-

TABLE 9 Number of Establishments and Value of Inventories by Type for Health and Social Work Establishments for All Employment Sizes by Industry Sub-Class: Philippines, 2008 (Concluded)

(Value in thousand pesos. Details may not add-up to total due to rounding and/or statistical disclosure control)

1994 PSIC Code	Industry Description	Value of Inventories as of December 31				
		Total	Materials and Supplies	Fuels, Lubricants, Oils and Greases	Goods for Resale	Other Inventories
		(7)	(8)	(9)	(10)	(11)
<b>Philippines</b>		<b>3,983,030</b>	<b>2,763,494</b>	<b>40,956</b>	<b>1,165,417</b>	<b>13,163</b>
N85121	Private hospitals, sanitaría and other similar activities	3,004,557	2,023,822	40,724	926,992	13,019
N85122	Private medical activities	810,654	576,595	188	233,727	144
N85123	Private dental and laboratory services	28,574	25,072	43	3,459	-
N85124	Private child care clinics	1,234	1,234	-	-	-
N85129	Private medical, dental and other health services, n.e.c.	87,707	86,467	-	1,240	-
N85190	Other hospital activities and medical and dental practices, n.e.c.	28,409	28,409	-	-	-
N85200	Veterinary activities	2,530	2,530	-	-	-
N85311	Child care services	721	719	2	-	-
N85313	Caring for the aged and orphans	-	-	-	-	-
N85314	Caring for the mentally and physically handicapped	160	160	-	-	-
N85315	Rehabilitation of people addicted to drugs or alcohol	882	882	-	-	-
N85319	Social work with accommodation, n.e.c.	757	757	-	-	-
N85321	Child-care activities (including for the handicapped)	2,432	2,432	-	-	-
N85322	Welfare and guidance counselling activities )	-	-	-	-	-
N85323	Vocational rehabilitation and habilitation activities )	12	12	-	-	-
N85324	Charitable activities	850	850	-	-	-
N85329	Social work without accommodation, n.e.c.	13,552	13,552	-	-	-

) - Combined Data

TABLE 10 Number of Reporting Establishments and Nationality of Stockholder with Highest Capital Participation Rate as of December 31 for Health and Social Work Establishments for All Employment Sizes by Industry Sub-Class: Philippines, 2008

(An establishments with equal capital participation rates may be reported several times)

1994 PSIC Code	Industry Description	Number of Reporting Establishments	Nationality of Stockholder with Highest Capital Participation Rate				
			Filipino	American	British	Chinese	German
			(1)	(2)	(3)	(4)	(5)
<b>Philippines</b>		<b>524</b>	<b>508</b>	<b>2</b>	<b>-</b>	<b>2</b>	<b>5</b>
N85121	Private hospitals, sanitaría and other similar activities	316	312	-	-	1	2
N85122	Private medical activities	72	68	2	-	-	-
N85123	Private dental and laboratory services	18	17	-	-	1	-
N85124	Private child care clinics	6	6	-	-	-	-
N85129	Private medical, dental and other health services, n.e.c.	29	28	-	-	-	-
N85190	Other hospital activities and medical and dental practices, n.e.c.	7	5	-	-	-	2
N85200	Veterinary activities	8	8	-	-	-	-
N85311	Child care services	11	9	-	-	-	-
N85313	Caring for the aged and orphans	5	5	-	-	-	-
N85314	Caring for the mentally and physically handicapped	6	6	-	-	-	-
N85315	Rehabilitation of people addicted to drugs or alcohol	5	5	-	-	-	-
N85319	Social work with accommodation, n.e.c.	8	7	-	-	-	-
N85321	Child-care activities (including for the handicapped)	8	8	-	-	-	-
N85322	Welfare and guidance counselling activities )	-	-	-	-	-	-
N85323	Vocational rehabilitation and habilitation activities )	6	5	-	-	-	1
N85324	Charitable activities	10	10	-	-	-	-
N85329	Social work without accommodation, n.e.c.	9	9	-	-	-	-

TABLE 10 Number of Reporting Establishments and Nationality of Stockholder with Highest Capital Participation Rate as of December 31 for Health and Social Work Establishments for All Employment Sizes by Industry Sub-Class: Philippines, 2008 (Concluded)

(An establishments with equal capital participation rates may be reported several times)

1994 PSIC Code	Industry Description	Nationality of Stockholder with Highest Capital Participation Rate				
		Japanese	Korean	Singaporean	Taiwanese	Others
		(7)	(8)	(9)	(10)	(11)
	<b>Philippines</b>	-	-	-	-	<b>8</b>
N85121	Private hospitals, sanitararia and other similar activities	-	-	-	-	2
N85122	Private medical activities	-	-	-	-	2
N85123	Private dental and laboratory services	-	-	-	-	-
N85124	Private child care clinics	-	-	-	-	-
N85129	Private medical, dental and other health services, n.e.c.	-	-	-	-	1
N85190	Other hospital activities and medical and dental practices, n.e.c.	-	-	-	-	-
N85200	Veterinary activities	-	-	-	-	-
N85311	Child care services	-	-	-	-	2
N85313	Caring for the aged and orphans	-	-	-	-	-
N85314	Caring for the mentally and physically handicapped	-	-	-	-	-
N85315	Rehabilitation of people addicted to drugs or alcohol	-	-	-	-	-
N85319	Social work with accommodation, n.e.c.	-	-	-	-	1
N85321	Child-care activities (including for the handicapped)	-	-	-	-	-
N85322	Welfare and guidance counselling activities )	-	-	-	-	-
N85323	Vocational rehabilitation and habilitation activities )	-	-	-	-	-
N85324	Charitable activities	-	-	-	-	-
N85329	Social work without accommodation, n.e.c.	-	-	-	-	-

) - Combined Data

# **Statistical Tables**

**For Total Employment of 20 and Over**

**National and Regional Tables**

TABLE 1a Summary Statistics for Health and Social Work Establishments with Total Employment of 20 and Over by Region and Industry Sub-Class: Philippines, 2008

(Value in thousand pesos. Details may not add-up to total due to rounding and/or statistical disclosure control)

1994 PSIC Code	Region/ Industry Description	Number of Establishments	Employment as of November 15		Total Compensation	Total Revenue	
			Total	Paid Employees			
			(1)	(2)			(3)
	<b>Philippines</b>	<b>657</b>	<b>86,127</b>	<b>84,494</b>	<b>13,363,921</b>	<b>58,065,055</b>	
N85121	Private hospitals, sanitaria and other similar activities	487	77,063	76,008	11,909,228	51,576,200	
N85122	Private medical activities	95	4,277	4,055	660,151	3,321,666	
N85123	Private dental and laboratory services	6	205	195	26,752	59,801	
N85129	Private medical, dental and other health services, n.e.c.	28	1,377	1,360	219,889	1,174,878	
N85190	Other hospital activities and medical and dental practices, n.e.c.	3	131	124	20,283	204,301	
N85311	Child care services	7	736	713	165,407	496,786	
N85313	Caring for the aged and orphans	S	S	S	S	S	
N85314	Caring for the mentally and physically handicapped	3	130	127	8,359	34,902	
N85315	Rehabilitation of people addicted to drugs or alcohol	S	S	S	S	S	
N85319	Social work with accommodation, n.e.c.	5	344	344	60,815	259,919	
N85321	Child-care activities (including for the handicapped)	4	163	148	28,812	118,811	
N85322	Welfare and guidance counselling activities	S	S	S	S	S	
N85323	Vocational rehabilitation and habilitation activities	S	S	S	S	S	
N85324	Charitable activities	6	1,335	1,090	197,838	431,287	
N85329	Social work without accommodation, n.e.c.	6	170	170	39,122	244,607	
	<b>National Capital Region</b>	<b>197</b>	<b>34,303</b>	<b>33,652</b>	<b>6,947,517</b>	<b>31,530,188</b>	
N85121	Private hospitals, sanitaria and other similar activities	84	27,764	27,547	5,775,178	26,326,919	
N85122	Private medical activities	67	3,132	2,981	561,816	2,981,125	
N85123	Private dental and laboratory services	6	205	195	26,752	59,801	
N85129	Private medical, dental and other health services, n.e.c.	20	802	802	144,255	828,524	
N85190	Other hospital activities and medical and dental practices, n.e.c.	S	S	S	S	S	
N85311	Child care services	4	514	502	131,882	291,056	
N85314	Caring for the mentally and physically handicapped	S	S	S	S	S	
N85319	Social work with accomodation, n.e.c.	3	248	248	50,050	231,722	
N85321	Child-care activities (including for the handicapped)	)					
N85322	Welfare and guidance counselling activities	)	3	137	122	24,912	114,383
N85324	Charitable activities	5	1,305	1,060	197,016	419,287	
N85329	Social work without accomodation, n.e.c.	S	S	S	S	S	
	<b>Cordillera Administrative Region</b>	<b>6</b>	<b>376</b>	<b>364</b>	<b>42,806</b>	<b>155,495</b>	
N85121	Private hospitals, sanitaria and other similar activities	S	S	S	S	S	
N85329	Social work without accomodation, n.e.c.	S	S	S	S	S	
	<b>I - Ilocos Region</b>	<b>30</b>	<b>2,310</b>	<b>2,298</b>	<b>232,447</b>	<b>980,435</b>	
N85121	Private hospitals, sanitaria and other similar activities	30	2,310	2,298	232,447	980,435	
	<b>II - Cagayan Valley</b>	<b>15</b>	<b>1,221</b>	<b>1,184</b>	<b>105,202</b>	<b>484,041</b>	
N85121	Private hospitals, sanitaria and other similar activities	)					
N85122	Private medical activities	)	15	1,221	1,184	105,202	484,041

TABLE 1a Summary Statistics for Health and Social Work Establishments with Total Employment of 20 and Over by Region and Industry Sub-Class: Philippines, 2008 (Continued)

(Value in thousand pesos. Details may not add-up to total due to rounding and/or statistical disclosure control)

1994 PSIC Code	Region/ Industry Description	Number of Establishments	Employment as of November 15		Total Compensation	Total Revenue
			Total	Paid Employees		
			(1)	(2)		
	III - Central Luzon	67	6,314	6,056	713,033	2,671,442
N85121	Private hospitals, sanitaria and other similar activities	62	6,056	5,825	694,613	2,615,978
N85122	Private medical activities )					
N85129	Private medical, dental and other health services, n.e.c. )	5	258	231	18,420	55,464
	IVA - CALABARZON	106	11,799	11,716	1,363,797	5,639,273
N85121	Private hospitals, sanitaria and other similar activities	97	11,433	11,350	1,318,140	5,390,363
N85122	Private medical activities	7	201	201	18,302	69,280
N85311	Child care services	S	S	S	S	S
N85329	Social work without accomodation, n.e.c.	S	S	S	S	S
	IVB - MIMAROPA	9	459	459	59,812	294,691
N85121	Private hospitals, sanitaria and other similar activities	S	S	S	S	S
N85329	Social work without accomodation, n.e.c.	S	S	S	S	S
	V - Bicol Region	24	2,170	2,068	217,588	835,300
N85121	Private hospitals, sanitaria and other similar activities	19	2,002	1,916	193,541	696,018
N85122	Private medical activities	S	S	S	S	S
N85315	Rehabilitaion of people addicted to drugs or alcohol	S	S	S	S	S
N85321	Child-care activities (including for the handicapped)	S	S	S	S	S
N85323	Vocational rehabilitation and habilitation activities	S	S	S	S	S
	VI - Western Visayas	22	5,882	5,794	939,621	3,270,146
N85121	Private hospitals, sanitaria and other similar activities	16	5,482	5,416	888,501	3,088,725
N85122	Private medical activities	S	S	S	S	S
N85129	Private medical, dental and other health services, n.e.c.	3	308	293	38,230	159,023
N85321	Child-care activities (including for the handicapped)	S	S	S	S	S
	VII - Central Visayas	41	7,464	7,364	1,047,436	5,299,650
N85121	Private hospitals, sanitaria and other similar activities	30	6,936	6,854	990,551	5,036,239
N85122	Private medical activities	5	178	178	15,287	51,091
N85129	Private medical, dental and other health services, n.e.c. )					
N85190	Other hospital activities and medical and dental practices, n.e.c. )	3	208	201	27,301	174,612
N85311	Child care services }					
N85319	Social work with accomodation, n.e.c. }	3	142	131	14,298	37,707
N85321	Child-care activities (including for the handicapped) }					
	VIII - Eastern Visayas	9	752	740	100,007	395,073
N85121	Private hospitals, sanitaria and other similar activities	S	S	S	S	S
N85311	Child care services	S	S	S	S	S



TABLE 1a Summary Statistics for Health and Social Work Establishments with Total Employment of 20 and Over by Region and Industry Sub-Class: Philippines, 2008 (Continued)

(Value in thousand pesos. Details may not add-up to total due to rounding and/or statistical disclosure control)

1994 PSIC Code	Region/ Industry Description	Number of Establishments	Employment as of November 15		Total Compensation	Total Revenue
			Total	Paid Employees		
			(1)	(2)		
	IX - Zamboanga Peninsula	22	1,886	1,772	167,737	663,737
N85121	Private hospitals, sanitaria and other similar activities	20	1,796	1,682	161,358	626,301
N85122	Private medical activities	S	S	S	S	S
N85324	Charitable activities	S	S	S	S	S
	X - Northern Mindanao	34	3,028	2,999	324,614	1,429,489
N85121	Private hospitals, sanitaria and other similar activities	32	2,988	2,965	322,960	1,418,825
N85122	Private medical activities	S	S	S	S	S
N85313	Caring for the aged and orphans	S	S	S	S	S
	XI - Davao Region	31	3,818	3,776	647,928	2,806,589
N85121	Private hospitals, sanitaria and other similar activities	25	3,592	3,580	633,435	2,731,421
N85122	Private medical activities	4	184	155	8,022	41,301
N85129	Private medical, dental and other health services, n.e.c.	S	S	S	S	S
N85319	Social work with accomodation, n.e.c.	S	S	S	S	S
	XII - SOCCKSARGEN	33	3,511	3,433	363,828	1,228,613
N85121	Private hospitals, sanitaria and other similar activities	28	3,242	3,187	330,008	1,124,060
N85122	Private medical activities	3	220	219	31,639	95,974
N85313	Caring for the aged and orphans	S	S	S	S	S
N85314	Caring for the mentally and physically handicapped	S	S	S	S	S
	XIII - Caraga	7	721	711	81,532	363,379
N85121	Private hospitals, sanitaria and other similar activities	S	S	S	S	S
N85329	Social work without accomodation, n.e.c.	S	S	S	S	S
	Autonomous Region in Muslim Mindanao	4	112	105	9,013	17,515
N85121	Private hospitals, sanitaria and other similar activities	4	112	105	9,013	17,515

TABLE 1a Summary Statistics for Health and Social Work Establishments with Total Employment of 20 and Over  
by Region and Industry Sub-Class: Philippines, 2008 (Continued)

(Value in thousand pesos. Details may not add-up to total due to rounding and/or statistical disclosure control)

1994 PSIC Code	Region/ Industry Description	Total Cost	Value Added	Gross Additions to Tangible Fixed Assets	Change in Inventories	Subsidies
		(6)	(7)	(8)	(9)	(10)
	<b>Philippines</b>	<b>39,959,656</b>	<b>24,606,346</b>	<b>5,019,399</b>	<b>477,244</b>	<b>-</b>
N85121	Private hospitals, sanitararia and other similar activities	35,320,335	22,087,995	4,664,210	407,387	-
N85122	Private medical activities	2,428,698	1,297,454	160,431	71,745	-
N85123	Private dental and laboratory services	29,137	34,361	3,410	656	-
N85129	Private medical, dental and other health services, n.e.c.	816,158	443,829	117,732	(1,661)	-
N85190	Other hospital activities and medical and dental practices, n.e.c.	155,644	77,779	15,847	1,179	-
N85311	Child care services	303,477	290,680	16,735	(4)	-
N85313	Caring for the aged and orphans	S	S	S	S	S
N85314	Caring for the mentally and physically handicapped	30,852	4,310	445	50	-
N85315	Rehabilitation of people addicted to drugs or alcohol	S	S	S	S	S
N85319	Social work with accommodation, n.e.c.	153,003	124,962	6,223	(133)	-
N85321	Child-care activities (including for the handicapped)	88,768	31,208	1,964	(114)	-
N85322	Welfare and guidance counselling activities	S	S	S	S	S
N85323	Vocational rehabilitation and habilitation activities	S	S	S	S	S
N85324	Charitable activities	360,061	89,317	3,772	170	-
N85329	Social work without accommodation, n.e.c.	163,985	90,535	9,527	(2,032)	-
	<b>National Capital Region</b>	<b>22,911,888</b>	<b>12,367,978</b>	<b>2,634,017</b>	<b>179,010</b>	<b>-</b>
N85121	Private hospitals, sanitararia and other similar activities	19,125,005	10,418,443	2,485,700	104,930	-
N85122	Private medical activities	2,226,817	1,119,848	85,468	73,895	-
N85123	Private dental and laboratory services	29,137	34,361	3,410	656	-
N85129	Private medical, dental and other health services, n.e.c.	569,813	306,689	27,377	(1,468)	-
N85190	Other hospital activities and medical and dental practices, n.e.c.	S	S	S	S	S
N85311	Child care services	185,084	178,544	8,837	-	-
N85314	Caring for the mentally and physically handicapped	S	S	S	S	S
N85319	Social work with accomodation, n.e.c.	136,886	104,501	1,090	(166)	-
N85321	Child-care activities (including for the handicapped)	)	)	)	)	)
N85322	Welfare and guidance counselling activities	)	)	)	)	)
N85324	Charitable activities	348,990	82,495	3,772	-	-
N85329	Social work without accomodation, n.e.c.	S	S	S	S	S
	<b>Cordillera Administrative Region</b>	<b>99,025</b>	<b>66,379</b>	<b>59,605</b>	<b>1,531</b>	<b>-</b>
N85121	Private hospitals, sanitararia and other similar activities	S	S	S	S	S
N85329	Social work without accomodation, n.e.c.	S	S	S	S	S
	<b>I - Ilocos Region</b>	<b>671,214</b>	<b>376,938</b>	<b>37,214</b>	<b>6,862</b>	<b>-</b>
N85121	Private hospitals, sanitararia and other similar activities	671,214	376,938	37,214	6,862	-
	<b>II - Cagayan Valley</b>	<b>299,903</b>	<b>226,863</b>	<b>80,660</b>	<b>5,544</b>	<b>-</b>
N85121	Private hospitals, sanitararia and other similar activities	)	)	)	)	)
N85122	Private medical activities	)	)	)	)	)

TABLE 1a Summary Statistics for Health and Social Work Establishments with Total Employment of 20 and Over  
by Region and Industry Sub-Class: Philippines, 2008 (Continued)

(Value in thousand pesos. Details may not add-up to total due to rounding and/or statistical disclosure control)

1994 PSIC Code	Region/ Industry Description	Total Cost	Value Added	Gross Additions to Tangible Fixed Assets	Change in Inventories	Subsidies
		(6)	(7)	(8)	(9)	(10)
	III - Central Luzon	1,710,478	1,287,389	383,958	40,627	-
N85121	Private hospitals, sanitaria and other similar activities	1,676,042	1,248,811	317,231	39,678	-
N85122	Private medical activities )					
N85129	Private medical, dental and other health services, n.e.c. )	34,436	38,578	66,727	949	-
	IVA - CALABARZON	3,605,497	2,712,826	476,062	97,485	-
N85121	Private hospitals, sanitaria and other similar activities	3,458,005	2,584,236	463,041	97,472	-
N85122	Private medical activities	42,902	31,537	5,123	13	-
N85311	Child care services	S	S	S	S	S
N85329	Social work without accomodation, n.e.c.	S	S	S	S	S
	IVB - MIMAROPA	215,003	102,018	19,628	5,418	-
N85121	Private hospitals, sanitaria and other similar activities	S	S	S	S	S
N85329	Social work without accomodation, n.e.c.	S	S	S	S	S
	V - Bicol Region	449,610	483,978	76,299	9,615	-
N85121	Private hospitals, sanitaria and other similar activities	334,126	457,775	57,260	9,483	-
N85122	Private medical activities	S	S	S	S	S
N85315	Rehabilitaion of people addicted to drugs or alcohol	S	S	S	S	S
N85321	Child-care activities (including for the handicapped)	S	S	S	S	S
N85323	Vocational rehabilitation and habilitation activities	S	S	S	S	S
	VI - Western Visayas	2,166,414	1,425,195	332,596	17,093	-
N85121	Private hospitals, sanitaria and other similar activities	2,050,185	1,336,065	305,815	17,816	-
N85122	Private medical activities	S	S	S	S	S
N85129	Private medical, dental and other health services, n.e.c.	108,498	72,789	26,781	(1,026)	-
N85321	Child-care activities (including for the handicapped)	S	S	S	S	S
	VII - Central Visayas	3,437,520	2,272,298	271,447	47,229	-
N85121	Private hospitals, sanitaria and other similar activities	3,262,007	2,151,516	212,726	48,030	-
N85122	Private medical activities	30,393	21,287	7,346	(463)	-
N85129	Private medical, dental and other health services, n.e.c. )					
N85190	Other hospital activities and medical and dental practices, n.e.c. )	124,498	75,099	45,992	(365)	-
N85311	Child care services }					
N85319	Social work with accomodation, n.e.c. }	20,621	24,396	5,383	28	-
N85321	Child-care activities (including for the handicapped) }					
	VIII - Eastern Visayas	215,635	209,297	19,789	(596)	-
N85121	Private hospitals, sanitaria and other similar activities	S	S	S	S	S
N85311	Child care services	S	S	S	S	S

TABLE 1a Summary Statistics for Health and Social Work Establishments with Total Employment of 20 and Over  
by Region and Industry Sub-Class: Philippines, 2008 *(Concluded)*

(Value in thousand pesos. Details may not add-up to total due to rounding and/or statistical disclosure control)

1994 PSIC Code	Region/ Industry Description	Total Cost	Value Added	Gross Additions to Tangible Fixed Assets	Change in Inventories	Subsidies
		(6)	(7)	(8)	(9)	(10)
	IX - Zamboanga Peninsula	450,507	326,260	30,755	31,934	-
N85121	Private hospitals, sanitaria and other similar activities	426,179	304,228	30,755	32,748	-
N85122	Private medical activities	S	S	S	S	S
N85324	Charitable activities	S	S	S	S	S
	X - Northern Mindanao	935,989	688,577	83,142	11,128	-
N85121	Private hospitals, sanitaria and other similar activities	928,771	683,210	82,192	11,093	-
N85122	Private medical activities	S	S	S	S	S
N85313	Caring for the aged and orphans	S	S	S	S	S
	XI - Davao Region	1,695,235	1,378,563	341,601	9,892	-
N85121	Private hospitals, sanitaria and other similar activities	1,640,292	1,346,361	339,514	8,041	-
N85122	Private medical activities	28,572	20,069	1,982	1,655	-
N85129	Private medical, dental and other health services, n.e.c.	S	S	S	S	S
N85319	Social work with accomodation, n.e.c.	S	S	S	S	S
	XII - SOCCKSARGEN	823,144	540,485	108,837	17,504	-
N85121	Private hospitals, sanitaria and other similar activities	759,038	496,720	98,817	20,657	-
N85122	Private medical activities	58,925	40,258	9,850	(3,154)	-
N85313	Caring for the aged and orphans	S	S	S	S	S
N85314	Caring for the mentally and physically handicapped	S	S	S	S	S
	XIII - Caraga	263,150	129,374	59,353	(3,398)	-
N85121	Private hospitals, sanitaria and other similar activities	S	S	S	S	S
N85329	Social work without accomodation, n.e.c.	S	S	S	S	S
	Autonomous Region in Muslim Mindanao	9,444	11,928	4,436	365	-
N85121	Private hospitals, sanitaria and other similar activities	9,444	11,928	4,436	365	-

) - Combined Data

} - Combined Data

S - Suppressed Data

TABLE 2a Number of Establishments and Employment by Type and Sex for Health and Social Work Establishments with Total Employment of 20 and Over by Region and Industry Sub-Class: Philippines, 2008

(Details may not add-up to total due to rounding and/or statistical disclosure control)

1994 PSIC Code	Region/ Industry Description	Number of Establishments	Employment as of November 15					
			Total		Paid		Unpaid	
			Male	Female	Male	Female	Male	Female
			(1)	(2)	(3)	(4)	(5)	(6)
	<b>Philippines</b>	<b>657</b>	<b>28,911</b>	<b>57,216</b>	<b>28,354</b>	<b>56,140</b>	<b>557</b>	<b>1,075</b>
N85121	Private hospitals, sanitaria and other similar activities	487	25,742	51,321	25,387	50,621	356	699
N85122	Private medical activities	95	1,316	2,960	1,219	2,836	97	124
N85123	Private dental and laboratory services	6	111	94	102	93	8	2
N85129	Private medical, dental and other health services, n.e.c.	28	483	894	470	890	13	4
N85190	Other hospital activities and medical and dental practices, n.e.c.	3	60	71	57	67	3	4
N85311	Child care services	7	262	474	262	451	-	23
N85313	Caring for the aged and orphans	S	S	S	S	S	S	S
N85314	Caring for the mentally and physically handicapped	3	80	50	78	49	2	1
N85315	Rehabilitation of people addicted to drugs or alcohol	S	S	S	S	S	S	S
N85319	Social work with accommodation, n.e.c.	5	107	237	107	237	-	-
N85321	Child-care activities (including for the handicapped)	4	41	122	38	110	3	12
N85322	Welfare and guidance counselling activities	S	S	S	S	S	S	S
N85323	Vocational rehabilitation and habilitation activities	S	S	S	S	S	S	S
N85324	Charitable activities	6	576	759	511	579	65	180
N85329	Social work without accommodation, n.e.c.	6	56	114	56	114	-	-
	<b>National Capital Region</b>	<b>197</b>	<b>12,280</b>	<b>22,023</b>	<b>12,056</b>	<b>21,597</b>	<b>224</b>	<b>426</b>
N85121	Private hospitals, sanitaria and other similar activities	84	9,932	17,832	9,852	17,695	80	137
N85122	Private medical activities	67	985	2,147	917	2,064	68	84
N85123	Private dental and laboratory services	6	111	94	102	93	8	2
N85129	Private medical, dental and other health services, n.e.c.	20	310	492	310	492	-	-
N85190	Other hospital activities and medical and dental practices, n.e.c.	S	S	S	S	S	S	S
N85311	Child care services	4	191	323	191	311	-	12
N85314	Caring for the mentally and physically handicapped	S	S	S	S	S	S	S
N85319	Social work with accommodation, n.e.c.	3	65	183	65	183	-	-
N85321	Child-care activities (including for the handicapped)	)	)	)	)	)	)	)
N85322	Welfare and guidance counselling activities	)	)	)	)	)	)	)
N85324	Charitable activities	5	549	756	484	576	65	180
N85329	Social work without accommodation, n.e.c.	S	S	S	S	S	-	-
	<b>Cordillera Administrative Region</b>	<b>6</b>	<b>107</b>	<b>269</b>	<b>103</b>	<b>261</b>	<b>4</b>	<b>8</b>
N85121	Private hospitals, sanitaria and other similar activities	S	S	S	S	S	4	8
N85329	Social work without accommodation, n.e.c.	S	S	S	S	S	-	-
	<b>I - Ilocos Region</b>	<b>30</b>	<b>707</b>	<b>1,604</b>	<b>700</b>	<b>1,597</b>	<b>6</b>	<b>6</b>
N85121	Private hospitals, sanitaria and other similar activities	30	707	1,604	700	1,597	6	6
	<b>II - Cagayan Valley</b>	<b>15</b>	<b>389</b>	<b>832</b>	<b>380</b>	<b>804</b>	<b>9</b>	<b>27</b>
N85121	Private hospitals, sanitaria and other similar activities	)	)	)	)	)	)	)
N85122	Private medical activities	)	)	)	)	)	)	)

TABLE 2a Number of Establishments and Employment by Type and Sex for Health and Social Work Establishments with Total Employment of 20 and Over by Region and Industry Sub-Class: Philippines, 2008 (Continued)

(Details may not add-up to total due to rounding and/or statistical disclosure control)

1994 PSIC Code	Region/ Industry Description	Number of Establishments	Employment as of November 15					
			Total		Paid		Unpaid	
			Male	Female	Male	Female	Male	Female
			(1)	(2)	(3)	(4)	(5)	(6)
	III - Central Luzon	67	2,238	4,076	2,150	3,907	88	170
N85121	Private hospitals, sanitaria and other similar activities	62	2,124	3,932	2,049	3,777	75	155
N85122	Private medical activities )							
N85129	Private medical, dental and other health services, n.e.c. )	5	114	144	101	130	13	15
	IVA - CALABARZON	106	3,807	7,993	3,762	7,954	44	38
N85121	Private hospitals, sanitaria and other similar activities	97	3,688	7,745	3,644	7,706	44	38
N85122	Private medical activities	7	61	140	61	140	-	-
N85311	Child care services	S	S	S	S	S	S	S
N85329	Social work without accomodation, n.e.c.	S	S	S	S	S	S	S
	IVB - MIMAROPA	9	139	320	139	320	-	-
N85121	Private hospitals, sanitaria and other similar activities	S	S	S	S	S	S	S
N85329	Social work without accomodation, n.e.c.	S	S	S	S	S	S	S
	V - Bicol Region	24	771	1,399	739	1,329	31	70
N85121	Private hospitals, sanitaria and other similar activities	19	693	1,309	665	1,251	27	58
N85122	Private medical activities	S	S	S	S	S	S	S
N85315	Rehabilitaion of people addicted to drugs or alcohol	S	S	S	S	S	S	S
N85321	Child-care activities (including for the handicapped)	S	S	S	S	S	S	S
N85323	Vocational rehabilitation and habilitation activities	S	S	S	S	S	S	S
	VI - Western Visayas	22	1,862	4,020	1,831	3,963	31	57
N85121	Private hospitals, sanitaria and other similar activities	16	1,738	3,744	1,722	3,694	16	50
N85122	Private medical activities	S	S	S	S	S	S	S
N85129	Private medical, dental and other health services, n.e.c.	3	99	209	87	206	12	3
N85321	Child-care activities (including for the handicapped)	S	S	S	S	S	S	S
	VII - Central Visayas	41	2,263	5,202	2,245	5,119	18	82
N85121	Private hospitals, sanitaria and other similar activities	30	2,145	4,791	2,130	4,724	15	67
N85122	Private medical activities	5	25	153	25	153	-	-
N85129	Private medical, dental and other health services, n.e.c. )							
N85190	Other hospital activities and medical and dental practices, n.e.c. )	3	42	166	39	162	3	4
N85311	Child care services )							
N85319	Social work with accomodation, n.e.c. )	3	51	91	51	80	-	11
N85321	Child-care activities (including for the handicapped) )							

TABLE 2a Number of Establishments and Employment by Type and Sex for Health and Social Work Establishments with Total Employment of 20 and Over by Region and Industry Sub-Class: Philippines, 2008 (Concluded)

(Details may not add-up to total due to rounding and/or statistical disclosure control)

1994 PSIC Code	Region/ Industry Description	Number of Establishments	Employment as of November 15					
			Total		Paid		Unpaid	
			Male	Female	Male	Female	Male	Female
			(1)	(2)	(3)	(4)	(5)	(6)
	VIII - Eastern Visayas	9	240	512	231	509	9	3
N85121	Private hospitals, sanitaria and other similar activities	S	S	S	S	S	S	S
N85311	Child care services	S	S	S	S	S	S	S
	IX - Zamboanga Peninsula	22	647	1,240	616	1,156	31	84
N85121	Private hospitals, sanitaria and other similar activities	20	610	1,187	579	1,103	31	84
N85122	Private medical activities	S	S	S	S	S	S	S
N85324	Charitable activities	S	S	S	S	S	S	S
	X - Northern Mindanao	34	928	2,100	923	2,076	5	24
N85121	Private hospitals, sanitaria and other similar activities	32	921	2,067	916	2,049	5	18
N85122	Private medical activities	S	S	S	S	S	S	S
N85313	Caring for the aged and orphans	S	S	S	S	S	S	S
	XI - Davao Region	31	1,181	2,637	1,167	2,609	13	28
N85121	Private hospitals, sanitaria and other similar activities	25	1,117	2,475	1,117	2,463	-	12
N85122	Private medical activities	4	55	129	41	113	13	16
N85129	Private medical, dental and other health services, n.e.c.	S	S	S	S	S	S	S
N85319	Social work with accomodation, n.e.c.	S	S	S	S	S	S	S
	XII - SOCCKSARGEN	33	1,121	2,390	1,085	2,348	35	42
N85121	Private hospitals, sanitaria and other similar activities	28	1,020	2,222	992	2,195	27	27
N85122	Private medical activities	3	76	144	76	143	-	1
N85313	Caring for the aged and orphans	S	S	S	S	S	S	S
N85314	Caring for the mentally and physically handicapped	S	S	S	S	S	S	S
	XIII - Caraga	7	202	519	197	514	5	5
N85121	Private hospitals, sanitaria and other similar activities	S	S	S	S	S	S	S
N85329	Social work without accomodation, n.e.c.	S	S	S	S	S	S	S
	Autonomous Region in Muslim Mindanao	4	31	81	28	77	3	4
N85121	Private hospitals, sanitaria and other similar activities	4	31	81	28	77	3	4

) - Combined Data

} - Combined Data

S - Suppressed Data

TABLE 3a Number of Establishments and Compensation of Paid Employees for Health and Social Work Establishments with Total Employment of 20 and Over  
by Region and Industry Sub-Class: Philippines, 2008

(Value in thousand pesos. Details may not add-up to total due to rounding and/or statistical disclosure control)

1994 PSIC Code	Region/ Industry Description	Number of Establishments	C o m p e n s a t i o n			
			Total	Gross Salaries and Wages	Employer's Contribution to SSS/GSIS and Others	
			(1)	(2)	(3)	(4)
<b>Philippines</b>		<b>657</b>	<b>13,363,921</b>	<b>12,481,839</b>	<b>882,082</b>	
N85121	Private hospitals, sanitaria and other similar activities	487	11,909,228	11,119,435	789,793	
N85122	Private medical activities	95	660,151	622,122	38,029	
N85123	Private dental and laboratory services	6	26,752	25,107	1,646	
N85129	Private medical, dental and other health services, n.e.c.	28	219,889	206,831	13,058	
N85190	Other hospital activities and medical and dental practices, n.e.c.	3	20,283	19,121	1,162	
N85311	Child care services	7	165,407	154,530	10,877	
N85313	Caring for the aged and orphans	S	S	S	S	
N85314	Caring for the mentally and physically handicapped	3	8,359	7,842	517	
N85315	Rehabilitation of people addicted to drugs or alcohol	S	S	S	S	
N85319	Social work with accommodation, n.e.c.	5	60,815	57,700	3,115	
N85321	Child-care activities (including for the handicapped)	4	28,812	27,079	1,733	
N85322	Welfare and guidance counselling activities	S	S	S	S	
N85323	Vocational rehabilitation and habilitation activities	S	S	S	S	
N85324	Charitable activities	6	197,838	178,819	19,019	
N85329	Social work without accommodation, n.e.c.	6	39,122	37,486	1,636	
National Capital Region		197	6,947,517	6,524,943	422,574	
N85121	Private hospitals, sanitaria and other similar activities	84	5,775,178	5,424,890	350,288	
N85122	Private medical activities	67	561,816	531,664	30,152	
N85123	Private dental and laboratory services	6	26,752	25,107	1,646	
N85129	Private medical, dental and other health services, n.e.c.	20	144,255	136,605	7,649	
N85190	Other hospital activities and medical and dental practices, n.e.c.	S	S	S	S	
N85311	Child care services	4	131,882	123,927	7,954	
N85314	Caring for the mentally and physically handicapped	S	S	S	S	
N85319	Social work with accomodation, n.e.c.	3	50,050	47,246	2,804	
N85321	Child-care activities (including for the handicapped)	)				
N85322	Welfare and guidance counselling activities	)	3	24,912	23,533	1,379
N85324	Charitable activities	5	197,016	177,997	19,019	
N85329	Social work without accomodation, n.e.c.	S	S	S	S	
Cordillera Administrative Region		6	42,806	39,950	2,856	
N85121	Private hospitals, sanitaria and other similar activities	S	S	S	S	
N85329	Social work without accomodation, n.e.c.	S	S	S	S	
I - Ilocos Region		30	232,447	213,682	18,766	
N85121	Private hospitals, sanitaria and other similar activities	30	232,447	213,682	18,766	
II - Cagayan Valley		15	105,202	97,494	7,708	
N85121	Private hospitals, sanitaria and other similar activities	)				
N85122	Private medical activities	)	15	105,202	97,494	7,708



TABLE 3a Number of Establishments and Compensation of Paid Employees for Health and Social Work Establishments with Total Employment of 20 and Over by Region and Industry Sub-Class: Philippines, 2008 (Continued)

(Value in thousand pesos. Details may not add-up to total due to rounding and/or statistical disclosure control)

1994 PSIC Code	Region/ Industry Description	Number of Establishments	C o m p e n s a t i o n		
			Total	Gross Salaries and Wages	Employer's Contribution to SSS/GSIS and Others
			(1)	(2)	(3)
	III - Central Luzon	67	713,033	646,832	66,201
N85121	Private hospitals, sanitaria and other similar activities	62	694,613	629,738	64,875
N85122	Private medical activities )				
N85129	Private medical, dental and other health services, n.e.c. )	5	18,420	17,094	1,327
	IVA - CALABARZON	106	1,363,797	1,247,358	116,439
N85121	Private hospitals, sanitaria and other similar activities	97	1,318,140	1,204,911	113,228
N85122	Private medical activities	7	18,302	16,588	1,713
N85311	Child care services	S	S	S	S
N85329	Social work without accomodation, n.e.c.	S	S	S	S
	IVB - MIMAROPA	9	59,812	53,690	6,122
N85121	Private hospitals, sanitaria and other similar activities	S	S	S	S
N85329	Social work without accomodation, n.e.c.	S	S	S	S
	V - Bicol Region	24	217,588	203,886	13,701
N85121	Private hospitals, sanitaria and other similar activities	19	193,541	181,164	12,377
N85122	Private medical activities	S	S	S	S
N85315	Rehabilitaion of people addicted to drugs or alcohol	S	S	S	S
N85321	Child-care activities (including for the handicapped)	S	S	S	S
N85323	Vocational rehabilitation and habilitation activities	S	S	S	S
	VI - Western Visayas	22	939,621	881,243	58,379
N85121	Private hospitals, sanitaria and other similar activities	16	888,501	833,661	54,840
N85122	Private medical activities	S	S	S	S
N85129	Private medical, dental and other health services, n.e.c.	3	38,230	35,536	2,695
N85321	Child-care activities (including for the handicapped)	S	S	S	S
	VII - Central Visayas	41	1,047,436	997,486	49,950
N85121	Private hospitals, sanitaria and other similar activities	30	990,551	945,534	45,017
N85122	Private medical activities	5	15,287	13,788	1,500
N85129	Private medical, dental and other health services, n.e.c. )				
N85190	Other hospital activities and medical and dental practices, n.e.c. )	3	27,301	25,311	1,989
N85311	Child care services )				
N85319	Social work with accomodation, n.e.c. )	3	14,298	12,854	1,444
N85321	Child-care activities (including for the handicapped) )				
	VIII - Eastern Visayas	9	100,007	92,301	7,707
N85121	Private hospitals, sanitaria and other similar activities	S	S	S	S
N85311	Child care services	S	S	S	S

TABLE 3a Number of Establishments and Compensation of Paid Employees for Health and Social Work Establishments with Total Employment of 20 and Over by Region and Industry Sub-Class: Philippines, 2008 (Concluded)

(Value in thousand pesos. Details may not add-up to total due to rounding and/or statistical disclosure control)

1994 PSIC Code	Region/ Industry Description	Number of Establishments	C o m p e n s a t i o n		
			Total	Gross Salaries and Wages	Employer's Contribution to SSS/GSIS and Others
			(1)	(2)	(3)
	IX - Zamboanga Peninsula	22	167,737	152,462	15,275
N85121	Private hospitals, sanitaria and other similar activities	20	161,358	146,391	14,967
N85122	Private medical activities	S	S	S	S
N85324	Charitable activities	S	S	S	S
	X - Northern Mindanao	34	324,614	300,761	23,854
N85121	Private hospitals, sanitaria and other similar activities	32	322,960	299,329	23,630
N85122	Private medical activities	S	S	S	S
N85313	Caring for the aged and orphans	S	S	S	S
	XI - Davao Region	31	647,928	608,082	39,846
N85121	Private hospitals, sanitaria and other similar activities	25	633,435	594,735	38,700
N85122	Private medical activities	4	8,022	7,218	804
N85129	Private medical, dental and other health services, n.e.c.	S	S	S	S
N85319	Social work with accomodation, n.e.c.	S	S	S	S
	XII - SOCKSARGEN	33	363,828	337,155	26,673
N85121	Private hospitals, sanitaria and other similar activities	28	330,008	305,739	24,270
N85122	Private medical activities	3	31,639	29,360	2,279
N85313	Caring for the aged and orphans	S	S	S	S
N85314	Caring for the mentally and physically handicapped	S	S	S	S
	XIII - Caraga	7	81,532	76,020	5,512
N85121	Private hospitals, sanitaria and other similar activities	S	S	S	S
N85329	Social work without accomodation, n.e.c.	S	S	S	S
	Autonomous Region in Muslim Mindanao	4	9,013	8,494	518
N85121	Private hospitals, sanitaria and other similar activities	4	9,013	8,494	518

) - Combined Data

} - Combined Data

S - Suppressed Data

TABLE 4a Number of Establishments and Revenue by Type for Health and Social Work Establishments with Total Employment of 20 and Over by Region and Industry Sub-Class: Philippines, 2008

(Value in thousand pesos. Details may not add-up to total due to rounding and/or statistical disclosure control)

1994 PSIC Code	Region/ Industry Description	Number of Establishments	Revenue				
			Total	Revenue from Main Activity	Interest Income	Value of Non- Industrial Services Done for Others	Dividend Income
			(1)	(2)	(3)	(4)	(5)
	<b>Philippines</b>	<b>657</b>	<b>58,065,055</b>	<b>51,217,693</b>	<b>291,819</b>	<b>347,942</b>	<b>78,724</b>
N85121	Private hospitals, sanitaría and other similar activities	487	51,576,200	45,007,156	247,014	258,938	58,839
N85122	Private medical activities	95	3,321,666	3,167,389	4,596	43,044	-
N85123	Private dental and laboratory services	6	59,801	59,565	196	40	-
N85129	Private medical, dental and other health services, n.e.c.	28	1,174,878	1,157,113	1,631	10,083	43
N85190	Other hospital activities and medical and dental practices, n.e.c.	3	204,301	202,668	39	-	-
N85311	Child care services	7	496,786	491,529	4,337	-	3
N85313	Caring for the aged and orphans	S	S	S	S	S	S
N85314	Caring for the mentally and physically handicapped	3	34,902	34,902	-	-	-
N85315	Rehabilitation of people addicted to drugs or alcohol	S	S	S	S	S	S
N85319	Social work with accommodation, n.e.c.	5	259,919	255,325	495	-	-
N85321	Child-care activities (including for the handicapped)	4	118,811	117,849	100	-	-
N85322	Welfare and guidance counselling activities	S	S	S	S	S	S
N85323	Vocational rehabilitation and habilitation activities	S	S	S	S	S	S
N85324	Charitable activities	6	431,287	376,090	16,487	35,026	187
N85329	Social work without accommodation, n.e.c.	6	244,607	207,062	16,577	811	19,652
	<b>National Capital Region</b>	<b>197</b>	<b>31,530,188</b>	<b>29,163,962</b>	<b>209,581</b>	<b>180,067</b>	<b>28,186</b>
N85121	Private hospitals, sanitaría and other similar activities	84	26,326,919	24,159,723	174,533	99,237	8,300
N85122	Private medical activities	67	2,981,125	2,884,999	4,095	39,316	-
N85123	Private dental and laboratory services	6	59,801	59,565	196	40	-
N85129	Private medical, dental and other health services, n.e.c.	20	828,524	820,587	1,446	6,448	43
N85190	Other hospital activities and medical and dental practices, n.e.c.	S	S	S	S	S	S
N85311	Child care services	4	291,056	285,814	4,323	-	3
N85314	Caring for the mentally and physically handicapped	S	S	S	S	S	S
N85319	Social work with accommodation, n.e.c.	3	231,722	227,686	495	-	-
N85321	Child-care activities (including for the handicapped)	)	)	)	)	)	)
N85322	Welfare and guidance counselling activities	)	)	)	)	)	)
N85324	Charitable activities	5	419,287	364,090	16,487	35,026	187
N85329	Social work without accommodation, n.e.c.	S	S	S	S	S	19,652
	<b>Cordillera Administrative Region</b>	<b>6</b>	<b>155,495</b>	<b>146,060</b>	<b>8,624</b>	<b>811</b>	<b>-</b>
N85121	Private hospitals, sanitaría and other similar activities	S	S	S	S	S	-
N85329	Social work without accommodation, n.e.c.	S	S	S	S	S	-
	<b>I - Ilocos Region</b>	<b>30</b>	<b>980,435</b>	<b>698,285</b>	<b>2,290</b>	<b>2,719</b>	<b>25</b>
N85121	Private hospitals, sanitaría and other similar activities	30	980,435	698,285	2,290	2,719	25
	<b>II - Cagayan Valley</b>	<b>15</b>	<b>484,041</b>	<b>397,167</b>	<b>573</b>	<b>8,927</b>	<b>2,893</b>
N85121	Private hospitals, sanitaría and other similar activities	)	)	)	)	)	)
N85122	Private medical activities	)	)	)	)	)	)

TABLE 4a Number of Establishments and Revenue by Type for Health and Social Work Establishments with Total Employment of 20 and Over  
by Region and Industry Sub-Class: Philippines, 2008 (Continued)

(Value in thousand pesos. Details may not add-up to total due to rounding and/or statistical disclosure control)

1994 PSIC Code	Region/ Industry Description	Number of Establishments	Revenue				
			Total	Revenue from Main Activity	Interest Income	Value of Non- Industrial Services Done for Others	Dividend Income
			(1)	(2)	(3)	(4)	(5)
	III - Central Luzon	67	2,671,442	2,470,395	8,136	23,048	3,360
N85121	Private hospitals, sanitaria and other similar activities	62	2,615,978	2,418,641	8,112	19,362	3,360
N85122	Private medical activities )						
N85129	Private medical, dental and other health services, n.e.c. )	5	55,464	51,754	24	3,686	-
	IVA - CALABARZON	106	5,639,273	4,686,923	4,112	36,313	125
N85121	Private hospitals, sanitaria and other similar activities	97	5,390,363	4,439,564	4,106	36,313	125
N85122	Private medical activities	7	69,280	67,729	7	-	-
N85311	Child care services	S	S	S	S	S	S
N85329	Social work without accomodation, n.e.c.	S	S	S	S	S	S
	IVB - MIMAROPA	9	294,691	256,932	693	418	-
N85121	Private hospitals, sanitaria and other similar activities	S	S	S	S	S	S
N85329	Social work without accomodation, n.e.c.	S	S	S	S	S	S
	V - Bicol Region	24	835,300	787,937	3,175	2,000	3,089
N85121	Private hospitals, sanitaria and other similar activities	19	696,018	649,916	2,775	2,000	3,089
N85122	Private medical activities	S	S	S	S	S	S
N85315	Rehabilitaion of people addicted to drugs or alcohol	S	S	S	S	S	S
N85321	Child-care activities (including for the handicapped)	S	S	S	S	S	S
N85323	Vocational rehabilitation and habilitation activities	S	S	S	S	S	S
	VI - Western Visayas	22	3,270,146	2,722,438	8,111	25,864	32,748
N85121	Private hospitals, sanitaria and other similar activities	16	3,088,725	2,546,175	7,980	23,633	32,748
N85122	Private medical activities	S	S	S	S	S	S
N85129	Private medical, dental and other health services, n.e.c.	3	159,023	156,662	130	2,231	-
N85321	Child-care activities (including for the handicapped)	S	S	S	S	S	S
	VII - Central Visayas	41	5,299,650	4,590,450	32,685	21,233	3,610
N85121	Private hospitals, sanitaria and other similar activities	30	5,036,239	4,327,711	32,626	21,179	3,610
N85122	Private medical activities	5	51,091	51,085	6	-	-
N85129	Private medical, dental and other health services, n.e.c. )						
N85190	Other hospital activities and medical and dental practices, n.e.c. )	3	174,612	174,505	53	54	-
N85311	Child care services )						
N85319	Social work with accomodation, n.e.c. )	3	37,707	37,149	-	-	-
N85321	Child-care activities (including for the handicapped) )						
	VIII - Eastern Visayas	9	395,073	346,847	733	-	-
N85121	Private hospitals, sanitaria and other similar activities	S	S	S	S	S	S
N85311	Child care services	S	S	S	S	S	S

TABLE 4a Number of Establishments and Revenue by Type for Health and Social Work Establishments with Total Employment of 20 and Over by Region and Industry Sub-Class: Philippines, 2008 (Continued)

(Value in thousand pesos. Details may not add-up to total due to rounding and/or statistical disclosure control)

1994 PSIC Code	Region/ Industry Description	Number of Establishments	Revenue				
			Total	Revenue from Main Activity	Interest Income	Value of Non- Industrial Services Done for Others	Dividend Income
			(1)	(2)	(3)	(4)	(5)
	IX - Zamboanga Peninsula	22	663,737	519,498	237	14,711	2
N85121	Private hospitals, sanitaria and other similar activities	20	626,301	490,665	230	14,618	2
N85122	Private medical activities	S	S	S	S	S	S
N85324	Charitable activities	S	S	S	S	S	S
	X - Northern Mindanao	34	1,429,489	1,284,143	4,884	2,277	1,091
N85121	Private hospitals, sanitaria and other similar activities	32	1,418,825	1,274,908	4,447	2,277	1,091
N85122	Private medical activities	S	S	S	S	S	S
N85313	Caring for the aged and orphans	S	S	S	S	S	S
	XI - Davao Region	31	2,806,589	2,046,447	6,786	23,719	3,595
N85121	Private hospitals, sanitaria and other similar activities	25	2,731,421	1,980,397	6,778	22,420	3,595
N85122	Private medical activities	4	41,301	39,488	8	-	-
N85129	Private medical, dental and other health services, n.e.c.	S	S	S	S	S	S
N85319	Social work with accomodation, n.e.c.	S	S	S	S	S	S
	XII - SOCCKSARGEN	33	1,228,613	837,410	252	4,083	-
N85121	Private hospitals, sanitaria and other similar activities	28	1,124,060	771,176	214	4,083	-
N85122	Private medical activities	3	95,974	57,658	35	-	-
N85313	Caring for the aged and orphans	S	S	S	S	S	S
N85314	Caring for the mentally and physically handicapped	S	S	S	S	S	S
	XIII - Caraga	7	363,379	247,023	482	1,395	-
N85121	Private hospitals, sanitaria and other similar activities	S	S	S	S	S	S
N85329	Social work without accomodation, n.e.c.	S	S	S	S	S	S
	Autonomous Region in Muslim Mindanao	4	17,515	15,776	464	360	-
N85121	Private hospitals, sanitaria and other similar activities	4	17,515	15,776	464	360	-

TABLE 4a Number of Establishments and Revenue by Type for Health and Social Work Establishments with Total Employment of 20 and Over  
by Region and Industry Sub-Class: Philippines, 2008

(Value in thousand pesos. Details may not add-up to total due to rounding and/or statistical disclosure control)

1994 PSIC Code	Region/ Industry Description	Revenue					
		Commissions and Fees Earned	Service Charges	Value of Goods for Resale	Royalty Income	Franchise Income	Other Income
		(7)	(8)	(9)	(10)	(11)	(12)
	<b>Philippines</b>	<b>9,984</b>	<b>123,220</b>	<b>5,530,394</b>	-	-	<b>465,279</b>
N85121	Private hospitals, sanitaria and other similar activities	9,634	118,933	5,427,011	-	-	448,675
N85122	Private medical activities	350	3,729	98,029	-	-	4,528
N85123	Private dental and laboratory services	-	-	-	-	-	-
N85129	Private medical, dental and other health services, n.e.c.	-	-	5,353	-	-	654
N85190	Other hospital activities and medical and dental practices, n.e.c.	-	-	-	-	-	1,594
N85311	Child care services	-	-	-	-	-	916
N85313	Caring for the aged and orphans	S	S	S	S	S	S
N85314	Caring for the mentally and physically handicapped	-	-	-	-	-	-
N85315	Rehabilitation of people addicted to drugs or alcohol	S	S	S	S	S	S
N85319	Social work with accommodation, n.e.c.	-	558	-	-	-	3,541
N85321	Child-care activities (including for the handicapped)	-	-	-	-	-	861
N85322	Welfare and guidance counselling activities	S	S	S	S	S	S
N85323	Vocational rehabilitation and habilitation activities	S	S	S	S	S	S
N85324	Charitable activities	-	-	-	-	-	3,496
N85329	Social work without accommodation, n.e.c.	-	-	-	-	-	505
	<b>National Capital Region</b>	<b>809</b>	<b>3,559</b>	<b>1,624,429</b>	-	-	<b>319,595</b>
N85121	Private hospitals, sanitaria and other similar activities	809	-	1,579,279	-	-	305,038
N85122	Private medical activities	-	3,559	45,149	-	-	4,007
N85123	Private dental and laboratory services	-	-	-	-	-	-
N85129	Private medical, dental and other health services, n.e.c.	-	-	-	-	-	-
N85190	Other hospital activities and medical and dental practices, n.e.c.	S	S	S	S	S	S
N85311	Child care services	-	-	-	-	-	916
N85314	Caring for the mentally and physically handicapped	S	S	S	S	S	S
N85319	Social work with accomodation, n.e.c.	-	-	-	-	-	3,541
N85321	Child-care activities (including for the handicapped)	)	)	)	)	)	)
N85322	Welfare and guidance counselling activities	-	-	-	-	-	508
N85324	Charitable activities	-	-	-	-	-	3,496
N85329	Social work without accomodation, n.e.c.	S	S	S	S	S	495
	<b>Cordillera Administrative Region</b>	-	-	-	-	-	-
N85121	Private hospitals, sanitaria and other similar activities	S	S	S	S	S	-
N85329	Social work without accomodation, n.e.c.	S	S	S	S	S	-
	<b>I - Ilocos Region</b>	<b>674</b>	-	<b>272,713</b>	-	-	<b>3,730</b>
N85121	Private hospitals, sanitaria and other similar activities	674	-	272,713	-	-	3,730
	<b>II - Cagayan Valley</b>	<b>114</b>	-	<b>74,161</b>	-	-	<b>206</b>
N85121	Private hospitals, sanitaria and other similar activities	)	)	)	)	)	)
N85122	Private medical activities	114	-	74,161	-	-	206

TABLE 4a Number of Establishments and Revenue by Type for Health and Social Work Establishments with Total Employment of 20 and Over by Region and Industry Sub-Class: Philippines, 2008 (Continued)

(Value in thousand pesos. Details may not add-up to total due to rounding and/or statistical disclosure control)

1994 PSIC Code	Region/ Industry Description	Revenue					
		Commissions and Fees Earned	Service Charges	Value of Goods for Resale	Royalty Income	Franchise Income	Other Income
		(7)	(8)	(9)	(10)	(11)	(12)
	III - Central Luzon	7,000	3,947	147,980	-	-	7,576
N85121	Private hospitals, sanitaria and other similar activities	7,000	3,947	147,980	-	-	7,576
N85122	Private medical activities )						
N85129	Private medical, dental and other health services, n.e.c. )	-	-	-	-	-	-
	IVA - CALABARZON	-	51,154	831,025	-	-	29,621
N85121	Private hospitals, sanitaria and other similar activities	-	51,154	829,516	-	-	29,586
N85122	Private medical activities	-	-	1,510	-	-	35
N85311	Child care services	S	S	S	S	S	S
N85329	Social work without accomodation, n.e.c.	S	S	S	S	S	S
	IVB - MIMAROPA	-	-	32,029	-	-	4,620
N85121	Private hospitals, sanitaria and other similar activities	S	S	S	S	S	S
N85329	Social work without accomodation, n.e.c.	S	S	S	S	S	S
	V - Bicol Region	148	-	38,090	-	-	861
N85121	Private hospitals, sanitaria and other similar activities	148	-	38,090	-	-	-
N85122	Private medical activities	S	S	S	S	S	S
N85315	Rehabilitaion of people addicted to drugs or alcohol	S	S	S	S	S	S
N85321	Child-care activities (including for the handicapped)	S	S	S	S	S	S
N85323	Vocational rehabilitation and habilitation activities	S	S	S	S	S	S
	VI - Western Visayas	-	-	476,868	-	-	4,118
N85121	Private hospitals, sanitaria and other similar activities	-	-	474,072	-	-	4,118
N85122	Private medical activities	S	S	S	S	S	S
N85129	Private medical, dental and other health services, n.e.c.	-	-	-	-	-	-
N85321	Child-care activities (including for the handicapped)	S	S	S	S	S	S
	VII - Central Visayas	890	974	620,034	-	-	29,774
N85121	Private hospitals, sanitaria and other similar activities	890	416	620,034	-	-	29,774
N85122	Private medical activities	-	-	-	-	-	-
N85129	Private medical, dental and other health services, n.e.c. )						
N85190	Other hospital activities and medical and dental practices, n.e.c. )	-	-	-	-	-	-
N85311	Child care services )						
N85319	Social work with accomodation, n.e.c. }	-	558	-	-	-	-
N85321	Child-care activities (including for the handicapped) }						
	VIII - Eastern Visayas	-	3,923	42,932	-	-	637
N85121	Private hospitals, sanitaria and other similar activities	S	S	S	S	S	S
N85311	Child care services	S	S	S	S	S	S

TABLE 4a Number of Establishments and Revenue by Type for Health and Social Work Establishments with Total Employment of 20 and Over  
by Region and Industry Sub-Class: Philippines, 2008 (Concluded)

(Value in thousand pesos. Details may not add-up to total due to rounding and/or statistical disclosure control)

1994 PSIC Code	Region/ Industry Description	Revenue					
		Commissions and Fees Earned	Service Charges	Value of Goods for Resale	Royalty Income	Franchise Income	Other Income
		(7)	(8)	(9)	(10)	(11)	(12)
	IX - Zamboanga Peninsula	-	-	125,123	-	-	4,167
N85121	Private hospitals, sanitaria and other similar activities	-	-	116,620	-	-	4,167
N85122	Private medical activities	S	S	S	S	S	S
N85324	Charitable activities	S	S	S	S	S	S
	X - Northern Mindanao	350	170	134,933	-	-	1,642
N85121	Private hospitals, sanitaria and other similar activities	-	-	134,461	-	-	1,642
N85122	Private medical activities	S	S	S	S	S	S
N85313	Caring for the aged and orphans	S	S	S	S	S	S
	XI - Davao Region	-	59,493	623,674	-	-	42,875
N85121	Private hospitals, sanitaria and other similar activities	-	59,493	617,002	-	-	41,734
N85122	Private medical activities	-	-	1,318	-	-	487
N85129	Private medical, dental and other health services, n.e.c.	S	S	S	S	S	S
N85319	Social work with accomodation, n.e.c.	S	S	S	S	S	S
	XII - SOCCKSARGEN	-	-	383,465	-	-	3,403
N85121	Private hospitals, sanitaria and other similar activities	-	-	345,184	-	-	3,403
N85122	Private medical activities	-	-	38,281	-	-	-
N85313	Caring for the aged and orphans	S	S	S	S	S	S
N85314	Caring for the mentally and physically handicapped	S	S	S	S	S	S
	XIII - Caraga	-	-	102,039	-	-	12,440
N85121	Private hospitals, sanitaria and other similar activities	S	S	S	S	S	S
N85329	Social work without accomodation, n.e.c.	S	S	S	S	S	S
	Autonomous Region in Muslim Mindanao	-	-	900	-	-	14
N85121	Private hospitals, sanitaria and other similar activities	-	-	900	-	-	14

) - Combined Data

} - Combined Data

S - Suppressed Data



TABLE 4a.1 Number of Establishments and Revenue from Main Activity by Type of Transaction for Health and Social Work Establishments with Total Employment of 20 and Over by Region and Industry Sub-Class: Philippines, 2008

(Value in thousand pesos. Details may not add-up to total due to rounding and/or statistical disclosure control)

1994 PSIC Code	Region/ Industry Description	Number of Establishments	Revenue from Main Activity		
			Total	Transactions Within the Country	Transactions Outside the Country
			(1)	(2)	(3)
	<b>Philippines</b>	<b>657</b>	<b>51,217,693</b>	<b>51,217,693</b>	<b>-</b>
N85121	Private hospitals, sanitaria and other similar activities	487	45,007,156	45,007,156	-
N85122	Private medical activities	95	3,167,389	3,167,389	-
N85123	Private dental and laboratory services	6	59,565	59,565	-
N85129	Private medical, dental and other health services, n.e.c.	28	1,157,113	1,157,113	-
N85190	Other hospital activities and medical and dental practices, n.e.c.	3	202,668	202,668	-
N85311	Child care services	7	491,529	491,529	-
N85313	Caring for the aged and orphans	S	S	S	S
N85314	Caring for the mentally and physically handicapped	3	34,902	34,902	-
N85315	Rehabilitation of people addicted to drugs or alcohol	S	S	S	S
N85319	Social work with accommodation, n.e.c.	5	255,325	255,325	-
N85321	Child-care activities (including for the handicapped)	4	117,849	117,849	-
N85322	Welfare and guidance counselling activities	S	S	S	S
N85323	Vocational rehabilitation and habilitation activities	S	S	S	S
N85324	Charitable activities	6	376,090	376,090	-
N85329	Social work without accommodation, n.e.c.	6	207,062	207,062	-
	<b>National Capital Region</b>	<b>197</b>	<b>29,163,962</b>	<b>29,163,962</b>	<b>-</b>
N85121	Private hospitals, sanitaria and other similar activities	84	24,159,723	24,159,723	-
N85122	Private medical activities	67	2,884,999	2,884,999	-
N85123	Private dental and laboratory services	6	59,565	59,565	-
N85129	Private medical, dental and other health services, n.e.c.	20	820,587	820,587	-
N85190	Other hospital activities and medical and dental practices, n.e.c.	S	S	S	S
N85311	Child care services	4	285,814	285,814	-
N85314	Caring for the mentally and physically handicapped	S	S	S	S
N85319	Social work with accommodation, n.e.c.	3	227,686	227,686	-
N85321	Child-care activities (including for the handicapped)	)			
N85322	Welfare and guidance counselling activities	)	113,833	113,833	-
N85324	Charitable activities	5	364,090	364,090	-
N85329	Social work without accommodation, n.e.c.	S	S	S	S
	<b>Cordillera Administrative Region</b>	<b>6</b>	<b>146,060</b>	<b>146,060</b>	<b>-</b>
N85121	Private hospitals, sanitaria and other similar activities	S	S	S	S
N85329	Social work without accommodation, n.e.c.	S	S	S	S
	<b>I - Ilocos Region</b>	<b>30</b>	<b>698,285</b>	<b>698,285</b>	<b>-</b>
N85121	Private hospitals, sanitaria and other similar activities	30	698,285	698,285	-
	<b>II - Cagayan Valley</b>	<b>15</b>	<b>397,167</b>	<b>397,167</b>	<b>-</b>
N85121	Private hospitals, sanitaria and other similar activities	)			
N85122	Private medical activities	)	397,167	397,167	-

TABLE 4a.1 Number of Establishments and Revenue from Main Activity by Type of Transaction for Health and Social Work Establishments with Total Employment of 20 and Over by Region and Industry Sub-Class: Philippines, 2008 (Continued)

(Value in thousand pesos. Details may not add-up to total due to rounding and/or statistical disclosure control)

1994 PSIC Code	Region/ Industry Description	Number of Establishments	Revenue from Main Activity		
			Total	Transactions Within the Country	Transactions Outside the Country
			(1)	(2)	(3)
	III - Central Luzon	67	2,470,395	2,470,395	-
N85121	Private hospitals, sanitaria and other similar activities	62	2,418,641	2,418,641	-
N85122	Private medical activities )				
N85129	Private medical, dental and other health services, n.e.c. )	5	51,754	51,754	-
	IVA - CALABARZON	106	4,686,923	4,686,923	-
N85121	Private hospitals, sanitaria and other similar activities	97	4,439,564	4,439,564	-
N85122	Private medical activities	7	67,729	67,729	-
N85311	Child care services	S	S	S	S
N85329	Social work without accomodation, n.e.c.	S	S	S	S
	IVB - MIMAROPA	9	256,932	256,932	-
N85121	Private hospitals, sanitaria and other similar activities	S	S	S	S
N85329	Social work without accomodation, n.e.c.	S	S	S	S
	V - Bicol Region	24	787,937	787,937	-
N85121	Private hospitals, sanitaria and other similar activities	19	649,916	649,916	-
N85122	Private medical activities	S	S	S	S
N85315	Rehabilitaion of people addicted to drugs or alcohol	S	S	S	S
N85321	Child-care activities (including for the handicapped)	S	S	S	S
N85323	Vocational rehabilitation and habilitation activities	S	S	S	S
	VI - Western Visayas	22	2,722,438	2,722,438	-
N85121	Private hospitals, sanitaria and other similar activities	16	2,546,175	2,546,175	-
N85122	Private medical activities	S	S	S	S
N85129	Private medical, dental and other health services, n.e.c.	3	156,662	156,662	-
N85321	Child-care activities (including for the handicapped)	S	S	S	S
	VII - Central Visayas	41	4,590,450	4,590,450	-
N85121	Private hospitals, sanitaria and other similar activities	30	4,327,711	4,327,711	-
N85122	Private medical activities	5	51,085	51,085	-
N85129	Private medical, dental and other health services, n.e.c. )				
N85190	Other hospital activities and medical and dental practices, n.e.c. )	3	174,505	174,505	-
N85311	Child care services )				
N85319	Social work with accomodation, n.e.c. }	3	37,149	37,149	-
N85321	Child-care activities (including for the handicapped) }				
	VIII - Eastern Visayas	9	346,847	346,847	-
N85121	Private hospitals, sanitaria and other similar activities	S	S	S	S
N85311	Child care services	S	S	S	S

TABLE 4a.1 Number of Establishments and Revenue from Main Activity by Type of Transaction for Health and Social Work Establishments with Total Employment of 20 and Over by Region and Industry Sub-Class: Philippines, 2008 (Concluded)

(Value in thousand pesos. Details may not add-up to total due to rounding and/or statistical disclosure control)

1994 PSIC Code	Region/ Industry Description	Number of Establishments	Revenue from Main Activity		
			Total	Transactions Within the Country	Transactions Outside the Country
			(1)	(2)	(3)
	IX - Zamboanga Peninsula	22	519,498	519,498	-
N85121	Private hospitals, sanitaria and other similar activities	20	490,665	490,665	-
N85122	Private medical activities	S	S	S	S
N85324	Charitable activities	S	S	S	S
	X - Northern Mindanao	34	1,284,143	1,284,143	-
N85121	Private hospitals, sanitaria and other similar activities	32	1,274,908	1,274,908	-
N85122	Private medical activities	S	S	S	S
N85313	Caring for the aged and orphans	S	S	S	S
	XI - Davao Region	31	2,046,447	2,046,447	-
N85121	Private hospitals, sanitaria and other similar activities	25	1,980,397	1,980,397	-
N85122	Private medical activities	4	39,488	39,488	-
N85129	Private medical, dental and other health services, n.e.c.	S	S	S	S
N85319	Social work with accomodation, n.e.c.	S	S	S	S
	XII - SOCKSARGEN	33	837,410	837,410	-
N85121	Private hospitals, sanitaria and other similar activities	28	771,176	771,176	-
N85122	Private medical activities	3	57,658	57,658	-
N85313	Caring for the aged and orphans	S	S	S	S
N85314	Caring for the mentally and physically handicapped	S	S	S	S
	XIII - Caraga	7	247,023	247,023	-
N85121	Private hospitals, sanitaria and other similar activities	S	S	S	S
N85329	Social work without accomodation, n.e.c.	S	S	S	S
	Autonomous Region in Muslim Mindanao	4	15,776	15,776	-
N85121	Private hospitals, sanitaria and other similar activities	4	15,776	15,776	-

) - Combined Data

} - Combined Data

S - Suppressed Data

TABLE 5a Number of Establishments and Cost by Type for Health and Social Work Establishments with Total Employment of 20 and Over by Region and Industry Sub-Class: Philippines, 2008

(Value in thousand pesos. Details may not add-up to total due to rounding and/or statistical disclosure control)

1994 PSIC Code	Region/ Industry Description	Number of Establishments	Cost				
			Total	Materials and Supplies Purchased	Fuels, Lubricants, Oils and Greases Purchased	Electricity and Water Purchased	
			(1)	(2)	(3)	(4)	(5)
	<b>Philippines</b>	<b>657</b>	<b>39,959,656</b>	<b>16,735,576</b>	<b>174,622</b>	<b>2,601,660</b>	
N85121	Private hospitals, sanitaria and other similar activities	487	35,320,335	15,250,456	127,891	2,383,212	
N85122	Private medical activities	95	2,428,698	877,613	11,923	115,043	
N85123	Private dental and laboratory services	6	29,137	16,561	472	3,143	
N85129	Private medical, dental and other health services, n.e.c.	28	816,158	203,867	7,235	34,244	
N85190	Other hospital activities and medical and dental practices, n.e.c.	3	155,644	63,529	284	10,228	
N85311	Child care services	7	303,477	105,990	4,763	16,700	
N85313	Caring for the aged and orphans	S	S	S	S	S	
N85314	Caring for the mentally and physically handicapped	3	30,852	4,894	445	573	
N85315	Rehabilitation of people addicted to drugs or alcohol	S	S	S	S	S	
N85319	Social work with accommodation, n.e.c.	5	153,003	14,473	2,192	5,785	
N85321	Child-care activities (including for the handicapped)	4	88,768	3,054	904	1,684	
N85322	Welfare and guidance counselling activities	S	S	S	S	S	
N85323	Vocational rehabilitation and habilitation activities	S	S	S	S	S	
N85324	Charitable activities	6	360,061	137,628	16,297	27,896	
N85329	Social work without accommodation, n.e.c.	6	163,985	51,571	790	1,979	
	<b>National Capital Region</b>	<b>197</b>	<b>22,911,888</b>	<b>9,740,690</b>	<b>64,669</b>	<b>1,445,625</b>	
N85121	Private hospitals, sanitaria and other similar activities	84	19,125,005	8,547,608	31,165	1,275,591	
N85122	Private medical activities	67	2,226,817	816,067	7,484	100,553	
N85123	Private dental and laboratory services	6	29,137	16,561	472	3,143	
N85129	Private medical, dental and other health services, n.e.c.	20	569,813	112,031	5,418	21,089	
N85190	Other hospital activities and medical and dental practices, n.e.c.	S	S	S	S	S	
N85311	Child care services	4	185,084	32,857	1,125	8,169	
N85314	Caring for the mentally and physically handicapped	S	S	S	S	S	
N85319	Social work with accommodation, n.e.c.	3	136,886	12,409	2,119	4,883	
N85321	Child-care activities (including for the handicapped)	)					
N85322	Welfare and guidance counselling activities	)	3	83,048	2,797	459	1,272
N85324	Charitable activities	5	348,990	135,398	16,120	27,755	
N85329	Social work without accommodation, n.e.c.	S	S	S	S	S	
	<b>Cordillera Administrative Region</b>	<b>6</b>	<b>99,025</b>	<b>65,494</b>	<b>579</b>	<b>3,209</b>	
N85121	Private hospitals, sanitaria and other similar activities	S	S	S	S	S	
N85329	Social work without accommodation, n.e.c.	S	S	S	S	S	
	<b>I - Ilocos Region</b>	<b>30</b>	<b>671,214</b>	<b>231,148</b>	<b>4,162</b>	<b>42,425</b>	
N85121	Private hospitals, sanitaria and other similar activities	30	671,214	231,148	4,162	42,425	
	<b>II - Cagayan Valley</b>	<b>15</b>	<b>299,903</b>	<b>149,191</b>	<b>3,813</b>	<b>19,392</b>	
N85121	Private hospitals, sanitaria and other similar activities	)					
N85122	Private medical activities	)	15	299,904	149,191	3,813	19,393

TABLE 5a Number of Establishments and Cost by Type for Health and Social Work Establishments with Total Employment of 20 and Over by Region and Industry Sub-Class: Philippines, 2008 (Continued)

(Value in thousand pesos. Details may not add-up to total due to rounding and/or statistical disclosure control)

1994 PSIC Code	Region/ Industry Description	Number of Establishments	Cost			
			Total	Materials and Supplies Purchased	Fuels, Lubricants, Oils and Greases Purchased	Electricity and Water Purchased
			(1)	(2)	(3)	(4)
	III - Central Luzon	67	1,710,478	787,957	12,309	151,752
N85121	Private hospitals, sanitaría and other similar activities	62	1,676,042	775,485	12,192	148,809
N85122	Private medical activities )					
N85129	Private medical, dental and other health services, n.e.c. )	5	34,436	12,472	117	2,943
	IVA - CALABARZON	106	3,605,497	1,200,706	26,210	317,055
N85121	Private hospitals, sanitaría and other similar activities	97	3,458,005	1,119,596	21,318	304,958
N85122	Private medical activities	7	42,902	16,121	1,719	4,569
N85311	Child care services	S	S	S	S	S
N85329	Social work without accomodation, n.e.c.	S	S	S	S	S
	IVB - MIMAROPA	9	215,003	87,718	1,352	10,173
N85121	Private hospitals, sanitaría and other similar activities	S	S	S	S	S
N85329	Social work without accomodation, n.e.c.	S	S	S	S	S
	V - Bicol Region	24	449,610	134,995	8,159	38,058
N85121	Private hospitals, sanitaría and other similar activities	19	334,126	128,815	6,279	36,775
N85122	Private medical activities	S	S	S	S	S
N85315	Rehabilitaion of people addicted to drugs or alcohol	S	S	S	S	S
N85321	Child-care activities (including for the handicapped)	S	S	S	S	S
N85323	Vocational rehabilitation and habilitation activities	S	S	S	S	S
	VI - Western Visayas	22	2,166,414	918,342	7,708	177,843
N85121	Private hospitals, sanitaría and other similar activities	16	2,050,185	878,517	6,778	170,541
N85122	Private medical activities	S	S	S	S	S
N85129	Private medical, dental and other health services, n.e.c.	3	108,498	37,990	779	6,833
N85321	Child-care activities (including for the handicapped)	S	S	S	S	S
	VII - Central Visayas	41	3,437,520	1,793,804	14,053	143,602
N85121	Private hospitals, sanitaría and other similar activities	30	3,262,007	1,720,280	13,130	128,687
N85122	Private medical activities	5	30,393	15,496	203	2,036
N85129	Private medical, dental and other health services, n.e.c. )					
N85190	Other hospital activities and medical and dental practices, n.e.c. )	3	124,498	51,560	450	11,661
N85311	Child care services )					
N85319	Social work with accomodation, n.e.c. )	3	20,621	6,468	269	1,217
N85321	Child-care activities (including for the handicapped) )					
	VIII - Eastern Visayas	9	215,635	98,566	2,205	16,981
N85121	Private hospitals, sanitaría and other similar activities	S	S	S	S	S
N85311	Child care services	S	S	S	S	S

TABLE 5a Number of Establishments and Cost by Type for Health and Social Work Establishments with Total Employment of 20 and Over  
by Region and Industry Sub-Class: Philippines, 2008 (Continued)

(Value in thousand pesos. Details may not add-up to total due to rounding and/or statistical disclosure control)

1994 PSIC Code	Region/ Industry Description	Number of Establishments	Cost			
			Total	Materials and Supplies Purchased	Fuels, Lubricants, Oils and Greases Purchased	Electricity and Water Purchased
			(1)	(2)	(3)	(4)
	IX - Zamboanga Peninsula	22	450,507	184,098	6,339	26,355
N85121	Private hospitals, sanitarium and other similar activities	20	426,179	177,030	5,986	25,284
N85122	Private medical activities	S	S	S	S	S
N85324	Charitable activities	S	S	S	S	S
	X - Northern Mindanao	34	935,989	377,045	10,460	57,358
N85121	Private hospitals, sanitarium and other similar activities	32	928,771	374,543	9,637	56,550
N85122	Private medical activities	S	S	S	S	S
N85313	Caring for the aged and orphans	S	S	S	S	S
	XI - Davao Region	31	1,695,235	618,302	6,288	87,233
N85121	Private hospitals, sanitarium and other similar activities	25	1,640,292	606,155	5,721	85,269
N85122	Private medical activities	4	28,572	10,627	80	911
N85129	Private medical, dental and other health services, n.e.c.	S	S	S	S	S
N85319	Social work with accomodation, n.e.c.	S	S	S	S	S
	XII - SOCCKSARGEN	33	823,144	255,725	5,054	46,081
N85121	Private hospitals, sanitarium and other similar activities	28	759,038	247,007	3,448	42,307
N85122	Private medical activities	3	58,925	5,131	1,185	3,573
N85313	Caring for the aged and orphans	S	S	S	S	S
N85314	Caring for the mentally and physically handicapped	S	S	S	S	S
	XIII - Caraga	7	263,150	87,206	1,090	17,934
N85121	Private hospitals, sanitarium and other similar activities	S	S	S	S	S
N85329	Social work without accomodation, n.e.c.	S	S	S	S	S
	Autonomous Region in Muslim Mindanao	4	9,444	4,591	172	582
N85121	Private hospitals, sanitarium and other similar activities	4	9,444	4,591	172	582

TABLE 5a Number of Establishments and Cost by Type for Health and Social Work Establishments with Total Employment of 20 and Over by Region and Industry Sub-Class: Philippines, 2008 (Continued)

(Value in thousand pesos. Details may not add-up to total due to rounding and/or statistical disclosure control)

1994 PSIC Code	Region/ Industry Description	Cost					
		Industrial Services Done by Others	Non-Industrial Services Done by Others	Interest Expense	Goods Purchased for Resale	Indirect Taxes	Research and Experimental Development
		(6)	(7)	(8)	(9)	(10)	(11)
	<b>Philippines</b>	<b>1,306,774</b>	<b>6,858,548</b>	<b>1,190,461</b>	<b>4,687,188</b>	<b>393,176</b>	<b>33,063</b>
N85121	Private hospitals, sanitaria and other similar activities	907,095	5,128,680	1,141,449	4,592,609	334,783	32,327
N85122	Private medical activities	92,441	893,534	27,741	89,325	29,812	372
N85123	Private dental and laboratory services	1,363	4,009	-	-	521	-
N85129	Private medical, dental and other health services, n.e.c.	243,468	230,943	8,405	5,254	8,982	318
N85190	Other hospital activities and medical and dental practices, n.e.c.	985	48,669	989	-	4,325	-
N85311	Child care services	6,935	67,400	9,877	-	746	-
N85313	Caring for the aged and orphans	S	S	S	S	S	S
N85314	Caring for the mentally and physically handicapped	-	23,936	-	-	2	-
N85315	Rehabilitation of people addicted to drugs or alcohol	S	S	S	S	S	S
N85319	Social work with accommodation, n.e.c.	16,251	92,851	1,899	-	2,085	-
N85321	Child-care activities (including for the handicapped)	2	81,844	3	-	31	-
N85322	Welfare and guidance counselling activities	S	S	S	S	S	S
N85323	Vocational rehabilitation and habilitation activities	S	S	S	S	S	S
N85324	Charitable activities	25,882	108,641	96	-	4,569	46
N85329	Social work without accommodation, n.e.c.	372	91,157	-	-	7,292	-
	<b>National Capital Region</b>	<b>863,431</b>	<b>4,644,076</b>	<b>850,882</b>	<b>1,444,083</b>	<b>229,788</b>	<b>19,630</b>
N85121	Private hospitals, sanitaria and other similar activities	486,447	3,198,784	813,593	1,401,698	181,657	19,278
N85122	Private medical activities	89,732	857,129	23,653	42,385	27,382	-
N85123	Private dental and laboratory services	1,363	4,009	-	-	521	-
N85129	Private medical, dental and other health services, n.e.c.	242,568	137,468	2,407	-	5,635	306
N85190	Other hospital activities and medical and dental practices, n.e.c.	S	S	S	S	S	S
N85311	Child care services	845	65,783	9,877	-	710	-
N85314	Caring for the mentally and physically handicapped	S	S	S	S	S	S
N85319	Social work with accomodation, n.e.c.	16,109	88,286	267	-	1,605	-
N85321	Child-care activities (including for the handicapped)	)	)	)	)	)	)
N85322	Welfare and guidance counselling activities	153	77,024	-	-	21	-
N85324	Charitable activities	25,753	106,021	96	-	4,486	46
N85329	Social work without accomodation, n.e.c.	S	S	S	S	S	-
	<b>Cordillera Administrative Region</b>	<b>1,116</b>	<b>20,060</b>	<b>-</b>	<b>-</b>	<b>745</b>	<b>-</b>
N85121	Private hospitals, sanitaria and other similar activities	S	S	S	S	S	-
N85329	Social work without accomodation, n.e.c.	S	S	S	S	S	-
	<b>I - Ilocos Region</b>	<b>23,668</b>	<b>55,403</b>	<b>11,596</b>	<b>238,117</b>	<b>5,658</b>	<b>439</b>
N85121	Private hospitals, sanitaria and other similar activities	23,668	55,403	11,596	238,117	5,658	439
	<b>II - Cagayan Valley</b>	<b>979</b>	<b>24,852</b>	<b>4,927</b>	<b>63,964</b>	<b>3,214</b>	<b>-</b>
N85121	Private hospitals, sanitaria and other similar activities	)	)	)	)	)	)
N85122	Private medical activities	979	24,852	4,927	63,964	3,214	-

TABLE 5a Number of Establishments and Cost by Type for Health and Social Work Establishments with Total Employment of 20 and Over by Region and Industry Sub-Class: Philippines, 2008 (Continued)

(Value in thousand pesos. Details may not add-up to total due to rounding and/or statistical disclosure control)

1994 PSIC Code	Region/ Industry Description	Cost					
		Industrial Services Done by Others	Non-Industrial Services Done by Others	Interest Expense	Goods Purchased for Resale	Indirect Taxes	Research and Experimental Development
		(6)	(7)	(8)	(9)	(10)	(11)
	III - Central Luzon	16,535	307,907	25,653	128,258	32,023	420
N85121	Private hospitals, sanitaria and other similar activities	16,202	297,644	24,027	128,258	31,663	420
N85122	Private medical activities )						
N85129	Private medical, dental and other health services, n.e.c. )	333	10,263	1,627	-	360	-
	IVA - CALABARZON	151,501	520,862	137,419	648,141	38,621	4,043
N85121	Private hospitals, sanitaria and other similar activities	144,702	510,306	137,419	646,682	37,942	4,043
N85122	Private medical activities	1,104	9,394	-	1,458	640	-
N85311	Child care services	S	S	S	S	S	S
N85329	Social work without accomodation, n.e.c.	S	S	S	S	S	S
	IVB - MIMAROPA	5,373	56,559	326	29,150	1,982	239
N85121	Private hospitals, sanitaria and other similar activities	S	S	S	S	S	S
N85329	Social work without accomodation, n.e.c.	S	S	S	S	S	S
	V - Bicol Region	18,220	134,471	5,006	18,520	1,620	1,585
N85121	Private hospitals, sanitaria and other similar activities	6,400	43,136	5,004	18,467	1,544	1,585
N85122	Private medical activities	S	S	S	S	S	S
N85315	Rehabilitaion of people addicted to drugs or alcohol	S	S	S	S	S	S
N85321	Child-care activities (including for the handicapped)	S	S	S	S	S	S
N85323	Vocational rehabilitation and habilitation activities	S	S	S	S	S	S
	VI - Western Visayas	64,470	213,605	40,979	410,966	12,480	2,903
N85121	Private hospitals, sanitaria and other similar activities	64,170	173,387	35,663	408,426	9,557	2,891
N85122	Private medical activities	S	S	S	S	S	S
N85129	Private medical, dental and other health services, n.e.c.	301	38,853	5,296	-	2,881	11
N85321	Child-care activities (including for the handicapped)	S	S	S	S	S	S
	VII - Central Visayas	71,713	379,154	9,667	572,687	15,820	2,396
N85121	Private hospitals, sanitaria and other similar activities	70,282	328,193	8,032	572,687	11,477	2,396
N85122	Private medical activities	512	11,020	-	-	301	-
N85129	Private medical, dental and other health services, n.e.c. )						
N85190	Other hospital activities and medical and dental practices, n.e.c )	523	34,953	-	-	3,586	-
N85311	Child care services }						
N85319	Social work with accomodation, n.e.c. }	397	4,988	1,635	-	456	-
N85321	Child-care activities (including for the handicapped) }						
	VIII - Eastern Visayas	2,484	11,003	107	37,260	6,848	55
N85121	Private hospitals, sanitaria and other similar activities	S	S	S	S	S	S
N85311	Child care services	S	S	S	S	S	S



TABLE 5a Number of Establishments and Cost by Type for Health and Social Work Establishments with Total Employment of 20 and Over by Region and Industry Sub-Class: Philippines, 2008 (Continued)

(Value in thousand pesos. Details may not add-up to total due to rounding and/or statistical disclosure control)

1994 PSIC Code	Region/ Industry Description	Cost					
		Industrial Services Done by Others	Non-Industrial Services Done by Others	Interest Expense	Goods Purchased for Resale	Indirect Taxes	Research and Experimental Development
		(6)	(7)	(8)	(9)	(10)	(11)
	IX - Zamboanga Peninsula	6,615	36,795	15,960	102,698	4,582	-
N85121	Private hospitals, sanitaria and other similar activities	6,290	31,481	15,960	102,698	4,448	-
N85122	Private medical activities	S	S	S	S	S	S
N85324	Charitable activities	S	S	S	S	S	S
	X - Northern Mindanao	13,982	177,198	23,633	111,453	8,000	19
N85121	Private hospitals, sanitaria and other similar activities	13,982	176,496	23,181	111,048	7,920	19
N85122	Private medical activities	S	S	S	S	S	S
N85313	Caring for the aged and orphans	S	S	S	S	S	S
	XI - Davao Region	33,106	207,712	26,650	478,194	19,804	461
N85121	Private hospitals, sanitaria and other similar activities	31,920	185,579	24,269	471,939	19,335	89
N85122	Private medical activities	627	9,270	2,177	1,001	251	372
N85129	Private medical, dental and other health services, n.e.c.	S	S	S	S	S	S
N85319	Social work with accomodation, n.e.c.	S	S	S	S	S	S
	XII - SOCCKSARGEN	19,995	45,786	33,644	322,641	9,596	700
N85121	Private hospitals, sanitaria and other similar activities	19,868	44,654	33,582	281,158	8,872	700
N85122	Private medical activities	122	1,068	61	41,483	724	-
N85313	Caring for the aged and orphans	S	S	S	S	S	S
N85314	Caring for the mentally and physically handicapped	S	S	S	S	S	S
	XIII - Caraga	13,456	22,625	3,839	81,057	2,287	174
N85121	Private hospitals, sanitaria and other similar activities	S	S	S	S	S	S
N85329	Social work without accomodation, n.e.c.	S	S	S	S	S	S
	Autonomous Region in Muslim Mindanao	129	477	174	-	107	-
N85121	Private hospitals, sanitaria and other similar activities	129	477	174	-	107	-

TABLE 5a Number of Establishments and Cost by Type for Health and Social Work Establishments with Total Employment of 20 and Over by Region and Industry Sub-Class: Philippines, 2008 (Continued)

(Value in thousand pesos. Details may not add-up to total due to rounding and/or statistical disclosure control)

1994 PSIC Code	Region/ Industry Description	Cost					
		Environmental Protection Expense	Royalty Fee	Franchise Fee	Bad and Doubtful Debts	Depreciation of Fixed Assets	Other Cost
		(12)	(13)	(14)	(15)	(16)	(17)
	<b>Philippines</b>	<b>24,974</b>	-	<b>1,605</b>	<b>647,631</b>	<b>3,762,884</b>	<b>1,541,493</b>
N85121	Private hospitals, sanitaria and other similar activities	23,747	-	188	572,205	3,358,505	1,467,187
N85122	Private medical activities	276	-	-	16,394	247,045	27,179
N85123	Private dental and laboratory services	-	-	-	-	2,520	548
N85129	Private medical, dental and other health services, n.e.c.	923	-	-	5,550	63,832	3,135
N85190	Other hospital activities and medical and dental practices, n.e.c.	-	-	-	804	21,824	4,008
N85311	Child care services	28	-	-	45,938	40,814	4,285
N85313	Caring for the aged and orphans	S	S	S	S	S	S
N85314	Caring for the mentally and physically handicapped	-	-	-	-	208	794
N85315	Rehabilitation of people addicted to drugs or alcohol	S	S	S	S	S	S
N85319	Social work with accommodation, n.e.c.	-	-	-	6,321	7,874	3,272
N85321	Child-care activities (including for the handicapped)	-	-	-	-	1,245	-
N85322	Welfare and guidance counselling activities	S	S	S	S	S	S
N85323	Vocational rehabilitation and habilitation activities	S	S	S	S	S	S
N85324	Charitable activities	-	-	1,417	195	13,060	24,334
N85329	Social work without accommodation, n.e.c.	-	-	-	223	4,430	6,170
	<b>National Capital Region</b>	<b>8,949</b>	-	<b>1,417</b>	<b>423,877</b>	<b>2,053,555</b>	<b>1,121,215</b>
N85121	Private hospitals, sanitaria and other similar activities	7,766	-	-	352,522	1,751,262	1,057,634
N85122	Private medical activities	259	-	-	14,843	225,766	21,564
N85123	Private dental and laboratory services	-	-	-	-	2,520	548
N85129	Private medical, dental and other health services, n.e.c.	923	-	-	5,527	35,876	563
N85190	Other hospital activities and medical and dental practices, n.e.c.	S	S	S	S	S	S
N85311	Child care services	-	-	-	45,938	16,045	3,733
N85314	Caring for the mentally and physically handicapped	S	S	S	S	S	S
N85319	Social work with accommodation, n.e.c.	-	-	-	4,048	3,911	3,250
N85321	Child-care activities (including for the handicapped)	)	)	)	)	)	)
N85322	Welfare and guidance counselling activities	-	-	-	-	1,237	86
N85324	Charitable activities	-	-	1,417	195	7,420	24,284
N85329	Social work without accommodation, n.e.c.	S	S	S	S	S	5,546
	<b>Cordillera Administrative Region</b>	<b>-</b>	<b>-</b>	<b>-</b>	<b>522</b>	<b>7,110</b>	<b>189</b>
N85121	Private hospitals, sanitaria and other similar activities	S	S	S	S	S	189
N85329	Social work without accommodation, n.e.c.	S	S	S	S	S	-
	<b>I - Ilocos Region</b>	<b>-</b>	<b>-</b>	<b>-</b>	<b>8,827</b>	<b>34,774</b>	<b>14,998</b>
N85121	Private hospitals, sanitaria and other similar activities	-	-	-	8,827	34,774	14,998
	<b>II - Cagayan Valley</b>	<b>30</b>	<b>-</b>	<b>-</b>	<b>6,892</b>	<b>22,149</b>	<b>499</b>
N85121	Private hospitals, sanitaria and other similar activities	)	)	)	)	)	)
N85122	Private medical activities	30	-	-	6,892	22,149	499

TABLE 5a Number of Establishments and Cost by Type for Health and Social Work Establishments with Total Employment of 20 and Over by Region and Industry Sub-Class: Philippines, 2008 (Continued)

(Value in thousand pesos. Details may not add-up to total due to rounding and/or statistical disclosure control)

1994 PSIC Code	Region/ Industry Description	Cost					
		Environmental Protection Expense	Royalty Fee	Franchise Fee	Bad and Doubtful Debts	Depreciation of Fixed Assets	Other Cost
		(12)	(13)	(14)	(15)	(16)	(17)
	III - Central Luzon	347	-	-	20,774	195,599	30,944
N85121	Private hospitals, sanitaria and other similar activities	347	-	-	20,774	192,734	27,486
N85122	Private medical activities )						
N85129	Private medical, dental and other health services, n.e.c. )	-	-	-	-	2,865	3,458
	IVA - CALABARZON	12,145	-	-	42,749	362,776	143,268
N85121	Private hospitals, sanitaria and other similar activities	12,117	-	-	42,516	336,529	139,877
N85122	Private medical activities	-	-	-	233	4,273	3,391
N85311	Child care services	S	S	S	S	S	S
N85329	Social work without accomodation, n.e.c.	S	S	S	S	S	S
	IVB - MIMAROPA	671	-	-	4,196	10,408	6,856
N85121	Private hospitals, sanitaria and other similar activities	S	S	S	S	S	S
N85329	Social work without accomodation, n.e.c.	S	S	S	S	S	S
	V - Bicol Region	1,075	-	188	43,888	38,159	5,665
N85121	Private hospitals, sanitaria and other similar activities	1,075	-	188	43,888	35,964	5,005
N85122	Private medical activities	S	S	S	S	S	S
N85315	Rehabilitaion of people addicted to drugs or alcohol	S	S	S	S	S	S
N85321	Child-care activities (including for the handicapped)	S	S	S	S	S	S
N85323	Vocational rehabilitation and habilitation activities	S	S	S	S	S	S
	VI - Western Visayas	-	-	-	54,822	196,087	66,209
N85121	Private hospitals, sanitaria and other similar activities	-	-	-	54,141	180,348	65,766
N85122	Private medical activities	S	S	S	S	S	S
N85129	Private medical, dental and other health services, n.e.c.	-	-	-	23	15,089	443
N85321	Child-care activities (including for the handicapped)	S	S	S	S	S	S
	VII - Central Visayas	1,495	-	-	4,989	327,228	100,912
N85121	Private hospitals, sanitaria and other similar activities	1,495	-	-	2,612	301,898	100,839
N85122	Private medical activities	-	-	-	103	648	73
N85129	Private medical, dental and other health services, n.e.c. )						
N85190	Other hospital activities and medical and dental practices, n.e.c. )	-	-	-	-	21,764	-
N85311	Child care services }						
N85319	Social work with accomodation, n.e.c. }	-	-	-	2,273	2,918	-
N85321	Child-care activities (including for the handicapped) }						
	VIII - Eastern Visayas	-	-	-	8,697	14,802	16,626
N85121	Private hospitals, sanitaria and other similar activities	S	S	S	S	S	S
N85311	Child care services	S	S	S	S	S	S

TABLE 5a Number of Establishments and Cost by Type for Health and Social Work Establishments with Total Employment of 20 and Over  
by Region and Industry Sub-Class: Philippines, 2008 (Concluded)

(Value in thousand pesos. Details may not add-up to total due to rounding and/or statistical disclosure control)

1994 PSIC Code	Region/ Industry Description	Cost					
		Environmental Protection Expense	Royalty Fee	Franchise Fee	Bad and Doubtful Debts	Depreciation of Fixed Assets	Other Cost
		(12)	(13)	(14)	(15)	(16)	(17)
	IX - Zamboanga Peninsula	35	-	-	3,665	56,889	6,478
N85121	Private hospitals, sanitaria and other similar activities	18	-	-	3,125	47,824	6,034
N85122	Private medical activities	S	S	S	S	S	S
N85324	Charitable activities	S	S	S	S	S	S
	X - Northern Mindanao	100	-	-	7,912	144,403	4,426
N85121	Private hospitals, sanitaria and other similar activities	100	-	-	7,912	143,051	4,332
N85122	Private medical activities	S	S	S	S	S	S
N85313	Caring for the aged and orphans	S	S	S	S	S	S
	XI - Davao Region	22	-	-	5,867	204,996	6,600
N85121	Private hospitals, sanitaria and other similar activities	22	-	-	5,850	197,737	6,407
N85122	Private medical activities	-	-	-	17	3,241	-
N85129	Private medical, dental and other health services, n.e.c.	S	S	S	S	S	S
N85319	Social work with accomodation, n.e.c.	S	S	S	S	S	S
	XII - SOCCSARGEN	106	-	-	4,853	69,420	9,543
N85121	Private hospitals, sanitaria and other similar activities	106	-	-	4,853	63,733	8,749
N85122	Private medical activities	-	-	-	-	5,578	-
N85313	Caring for the aged and orphans	S	S	S	S	S	S
N85314	Caring for the mentally and physically handicapped	S	S	S	S	S	S
	XIII - Caraga	-	-	-	2,541	23,876	7,065
N85121	Private hospitals, sanitaria and other similar activities	S	S	S	S	S	S
N85329	Social work without accomodation, n.e.c.	S	S	S	S	S	S
	Autonomous Region in Muslim Mindanao	-	-	-	2,559	653	-
N85121	Private hospitals, sanitaria and other similar activities	-	-	-	2,559	653	-

) - Combined Data

) - Combined Data

S - Suppressed Data

TABLE 6a Number of Establishments and Capital Expenditures of Tangible Fixed Assets by Type for Health and Social Work Establishments with Total Employment of 20 and Over by Region and Industry Sub-Class: Philippines, 2008

(Value in thousand pesos. Details may not add-up to total due to rounding and/or statistical disclosure control)

1994 PSIC Code	Region/ Industry Description	Number of Establishments	Capital Expenditures of Tangible Fixed Assets			
			Total	Land	Buildings, Other Structures and Land Improvements	Transport Equipment
			(1)	(2)	(3)	(4)
	<b>Philippines</b>	<b>657</b>	<b>5,065,776</b>	<b>214,980</b>	<b>1,927,864</b>	<b>66,209</b>
N85121	Private hospitals, sanitaria and other similar activities	487	4,701,363	187,745	1,806,508	46,229
N85122	Private medical activities	95	160,711	-	63,077	75
N85123	Private dental and laboratory services	6	3,410	-	1,874	151
N85129	Private medical, dental and other health services, n.e.c.	28	118,016	18,316	21,790	12,978
N85190	Other hospital activities and medical and dental practices, n.e.c.	3	16,528	-	248	-
N85311	Child care services	7	24,164	7,420	4,651	2,795
N85313	Caring for the aged and orphans	S	S	S S		S
N85314	Caring for the mentally and physically handicapped	3	594	-		-
N85315	Rehabilitation of people addicted to drugs or alcohol	S	S	S S		S
N85319	Social work with accommodation, n.e.c.	5	6,336	1,500	1,958	1,425
N85321	Child-care activities (including for the handicapped)	4	1,964	-	210	834
N85322	Welfare and guidance counselling activities	S	S	S S		S
N85323	Vocational rehabilitation and habilitation activities	S	S	S S		S
N85324	Charitable activities	6	3,772	-	2,690	-
N85329	Social work without accommodation, n.e.c.	6	9,817	-	9,069	521
	<b>National Capital Region</b>	<b>197</b>	<b>2,666,735</b>	<b>111,428</b>	<b>846,329</b>	<b>26,497</b>
N85121	Private hospitals, sanitaria and other similar activities	84	2,510,313	110,124	820,016	11,052
N85122	Private medical activities	67	85,748	-	14,968	-
N85123	Private dental and laboratory services	6	3,410	-	1,874	151
N85129	Private medical, dental and other health services, n.e.c.	20	27,660	-	1,891	12,190
N85190	Other hospital activities and medical and dental practices, n.e.c.	S	S	S	S	S
N85311	Child care services	4	16,266	1,304	4,641	2,789
N85314	Caring for the mentally and physically handicapped	S	S	S	S	S
N85319	Social work with accommodation, n.e.c.	3	1,204	-	-	315
N85321	Child-care activities (including for the handicapped)	)	)	)	)	)
N85322	Welfare and guidance counselling activities	)	)	)	)	)
N85324	Charitable activities	5	3,772	-	2,690	-
N85329	Social work without accommodation, n.e.c.	S	S	S	S	S
	<b>Cordillera Administrative Region</b>	<b>6</b>	<b>59,895</b>	<b>8,602</b>	<b>34,674</b>	<b>1,263</b>
N85121	Private hospitals, sanitaria and other similar activities	S	S	S	S	S
N85329	Social work without accommodation, n.e.c.	S	S	S	S	S
	<b>I - Ilocos Region</b>	<b>30</b>	<b>37,214</b>	<b>-</b>	<b>21,436</b>	<b>1,344</b>
N85121	Private hospitals, sanitaria and other similar activities	30	37,214	-	21,436	1,344
	<b>II - Cagayan Valley</b>	<b>15</b>	<b>80,660</b>	<b>16,616</b>	<b>9,211</b>	<b>3,953</b>
N85121	Private hospitals, sanitaria and other similar activities	)	)	)	)	)
N85122	Private medical activities	)	)	)	)	)

TABLE 6a Number of Establishments and Capital Expenditures of Tangible Fixed Assets by Type for Health and Social Work Establishments with Total Employment of 20 and Over by Region and Industry Sub-Class: Philippines, 2008 (Continued)

(Value in thousand pesos. Details may not add-up to total due to rounding and/or statistical disclosure control)

1994 PSIC Code	Region/ Industry Description	Number of Establishments	Capital Expenditures of Tangible Fixed Assets				
			Total	Land	Buildings, Other Structures and Land Improvements	Transport Equipment	
			(1)	(2)	(3)	(4)	(5)
	III - Central Luzon	67	383,958	7,573	167,139	6,081	
N85121	Private hospitals, sanitaria and other similar activities	62	317,231	7,573	120,906	6,081	
N85122	Private medical activities	)					
N85129	Private medical, dental and other health services, n.e.c.	)	5	66,727	-	46,234	-
	IVA - CALABARZON	106	482,462	29,500	280,801	6,540	
N85121	Private hospitals, sanitaria and other similar activities	97	469,441	23,384	275,752	6,533	
N85122	Private medical activities	7	5,123	-	5,038	-	
N85311	Child care services	S	S	S	S	S	
N85329	Social work without accomodation, n.e.c.	S	S	S	S	S	
	IVB - MIMAROPA	9	19,628	-	14,272	-	
N85121	Private hospitals, sanitaria and other similar activities	S	S	S	S	S	
N85329	Social work without accomodation, n.e.c.	S	S	S	S	S	
	V - Bicol Region	24	76,299	1,067	32,959	2,034	
N85121	Private hospitals, sanitaria and other similar activities	19	57,260	1,067	16,863	-	
N85122	Private medical activities	S	S	S	S	S	
N85315	Rehabilitation of people addicted to drugs or alcohol	S	S	S	S	S	
N85321	Child-care activities (including for the handicapped)	S	S	S	S	S	
N85323	Vocational rehabilitation and habilitation activities	S	S	S	S	S	
	VI - Western Visayas	22	332,696	8,316	187,120	761	
N85121	Private hospitals, sanitaria and other similar activities	16	305,915	-	186,413	679	
N85122	Private medical activities	S	S	S	S	S	
N85129	Private medical, dental and other health services, n.e.c.	3	26,781	8,316	707	82	
N85321	Child-care activities (including for the handicapped)	S	S	S	S	S	
	VII - Central Visayas	41	272,167	23,598	58,050	6,533	
N85121	Private hospitals, sanitaria and other similar activities	30	212,766	12,098	44,799	4,641	
N85122	Private medical activities	5	7,346	-	625	75	
N85129	Private medical, dental and other health services, n.e.c.	)					
N85190	Other hospital activities and medical and dental practices, n.e.c.)	3	46,672	10,000	10,458	707	
N85311	Child care services	}					
N85319	Social work with accomodation, n.e.c.	}	3	5,383	1,500	2,168	1,110
N85321	Child-care activities (including for the handicapped)	}					
	VIII - Eastern Visayas	9	19,789	-	13,822	-	
N85121	Private hospitals, sanitaria and other similar activities	S	S	S	S	S	
N85311	Child care services	S	S	S	S	S	

TABLE 6a Number of Establishments and Capital Expenditures of Tangible Fixed Assets by Type for Health and Social Work Establishments with Total Employment of 20 and Over by Region and Industry Sub-Class: Philippines, 2008 (Continued)

(Value in thousand pesos. Details may not add-up to total due to rounding and/or statistical disclosure control)

1994 PSIC Code	Region/ Industry Description	Number of Establishments	Capital Expenditures of Tangible Fixed Assets			
			Total	Land	Buildings, Other Structures and Land Improvements	Transport Equipment
			(1)	(2)	(3)	(4)
	IX - Zamboanga Peninsula	22	30,755	-	10,818	-
N85121	Private hospitals, sanitaria and other similar activities	20	30,755	-	10,818	-
N85122	Private medical activities	S	S	S	S	S
N85324	Charitable activities	S	S	S	S	S
	X - Northern Mindanao	34	83,142	-	46,017	1,822
N85121	Private hospitals, sanitaria and other similar activities	32	82,192	-	45,067	1,822
N85122	Private medical activities	S	S	S	S	S
N85313	Caring for the aged and orphans	S	S	S	S	S
	XI - Davao Region	31	347,601	4,247	153,688	3,550
N85121	Private hospitals, sanitaria and other similar activities	25	345,514	4,247	153,688	3,550
N85122	Private medical activities	4	1,982	-	-	-
N85129	Private medical, dental and other health services, n.e.c.	S	S	S	S	S
N85319	Social work with accomodation, n.e.c.	S	S	S	S	S
	XII - SOCCKSARGEN	33	108,986	1,935	28,660	646
N85121	Private hospitals, sanitaria and other similar activities	28	98,817	1,935	24,972	646
N85122	Private medical activities	3	9,850	-	3,688	-
N85313	Caring for the aged and orphans	S	S	S	S	S
N85314	Caring for the mentally and physically handicapped	S	S	S	S	S
	XIII - Caraga	7	59,353	2,000	22,398	2,474
N85121	Private hospitals, sanitaria and other similar activities	S	S	S	S	S
N85329	Social work without accomodation, n.e.c.	S	S	S	S	S
	Autonomous Region in Muslim Mindanao	4	4,436	100	468	2,712
N85121	Private hospitals, sanitaria and other similar activities	4	4,436	100	468	2,712

TABLE 6a Number of Establishments and Capital Expenditures of Tangible Fixed Assets by Type for Health and Social Work Establishments with Total Employment of 20 and Over by Region and Industry Sub-Class: Philippines, 2008 (Continued)

(Value in thousand pesos. Details may not add-up to total due to rounding and/or statistical disclosure control)

1994 PSIC Code	Region/ Industry Description	Capital Expenditures of Tangible Fixed Assets			
		ICT Machinery and Equipment	Other Machinery and Equipment	Valuables	Other Tangible Fixed Assets
		(6)	(7)	(8)	(9)
	<b>Philippines</b>	<b>1,064,690</b>	<b>1,789,569</b>	<b>-</b>	<b>2,464</b>
N85121	Private hospitals, sanitaria and other similar activities	983,289	1,675,427	-	2,165
N85122	Private medical activities	60,209	37,051	-	299
N85123	Private dental and laboratory services	1,203	182	-	-
N85129	Private medical, dental and other health services, n.e.c.	10,497	54,434	-	-
N85190	Other hospital activities and medical and dental practices, n.e.c.	5,561	10,719	-	-
N85311	Child care services	1,639	7,659	-	-
N85313	Caring for the aged and orphans	S	S	S	S
N85314	Caring for the mentally and physically handicapped	276	319	-	-
N85315	Rehabilitation of people addicted to drugs or alcohol	S	S	S	S
N85319	Social work with accommodation, n.e.c.	1,453	-	-	-
N85321	Child-care activities (including for the handicapped)	237	683	-	-
N85322	Welfare and guidance counseling activities	S	S	S	S
N85323	Vocational rehabilitation and habilitation activities	S	S	S	S
N85324	Charitable activities	-	1,082	-	-
N85329	Social work without accommodation, n.e.c.	226	-	-	-
	<b>National Capital Region</b>	<b>825,369</b>	<b>855,490</b>	<b>-</b>	<b>1,623</b>
N85121	Private hospitals, sanitaria and other similar activities	751,764	815,733	-	1,623
N85122	Private medical activities	58,435	12,346	-	-
N85123	Private dental and laboratory services	1,203	182	-	-
N85129	Private medical, dental and other health services, n.e.c.	6,425	7,154	-	-
N85190	Other hospital activities and medical and dental practices, n.e.c.	S	S	S	S
N85311	Child care services	1,497	6,036	-	-
N85314	Caring for the mentally and physically handicapped	S	S	S	S
N85319	Social work with accommodation, n.e.c.	889	-	-	-
N85321	Child-care activities (including for the handicapped)	)	-	-	-
N85322	Welfare and guidance counselling activities	)	2,239	-	-
N85324	Charitable activities	-	1,082	-	-
N85329	Social work without accommodation, n.e.c.	S	S	S	S
	<b>Cordillera Administrative Region</b>	<b>631</b>	<b>14,725</b>	<b>-</b>	<b>-</b>
N85121	Private hospitals, sanitaria and other similar activities	S	S	S	S
N85329	Social work without accommodation, n.e.c.	S	S	S	S
	<b>I - Ilocos Region</b>	<b>6,718</b>	<b>7,716</b>	<b>-</b>	<b>-</b>
N85121	Private hospitals, sanitaria and other similar activities	6,718	7,716	-	-
	<b>II - Cagayan Valley</b>	<b>46,171</b>	<b>4,709</b>	<b>-</b>	<b>-</b>
N85121	Private hospitals, sanitaria and other similar activities	)	-	-	-
N85122	Private medical activities	)	46,171	4,709	-



TABLE 6a Number of Establishments and Capital Expenditures of Tangible Fixed Assets by Type for Health and Social Work Establishments with Total Employment of 20 and Over by Region and Industry Sub-Class: Philippines, 2008 (Concluded)

(Value in thousand pesos. Details may not add-up to total due to rounding and/or statistical disclosure control)

1994 PSIC Code	Region/ Industry Description	Capital Expenditures of Tangible Fixed Assets			
		ICT Machinery and Equipment	Other Machinery and Equipment	Valuables	Other Tangible Fixed Assets
		(6)	(7)	(8)	(9)
	III - Central Luzon	14,784	188,381	-	-
N85121	Private hospitals, sanitaria and other similar activities	13,763	168,909	-	-
N85122	Private medical activities )				
N85129	Private medical, dental and other health services, n.e.c. )	1,020	19,472	-	-
	IVA - CALABARZON	30,209	135,109	-	303
N85121	Private hospitals, sanitaria and other similar activities	29,987	133,482	-	303
N85122	Private medical activities	81	4	-	-
N85311	Child care services	S	S	S	S
N85329	Social work without accomodation, n.e.c.	S	S	S	S
	IVB - MIMAROPA	164	5,191	-	-
N85121	Private hospitals, sanitaria and other similar activities	S	S	S	S
N85329	Social work without accomodation, n.e.c.	S	S	S	S
	V - Bicol Region	4,620	35,620	-	-
N85121	Private hospitals, sanitaria and other similar activities	4,147	35,182	-	-
N85122	Private medical activities	S	S	S	S
N85315	Rehabilitaion of people addicted to drugs or alcohol	S	S	S	S
N85321	Child-care activities (including for the handicapped)	S	S	S	S
N85323	Vocational rehabilitation and habilitation activities	S	S	S	S
	VI - Western Visayas	11,307	125,191	-	-
N85121	Private hospitals, sanitaria and other similar activities	10,785	108,037	-	-
N85122	Private medical activities	S	S	S	S
N85129	Private medical, dental and other health services, n.e.c.	522	17,155	-	-
N85321	Child-care activities (including for the handicapped)	S	S	S	S
	VII - Central Visayas	24,506	159,181	-	299
N85121	Private hospitals, sanitaria and other similar activities	19,544	131,685	-	-
N85122	Private medical activities	568	5,779	-	299
N85129	Private medical, dental and other health services, n.e.c. )				
N85190	Other hospital activities and medical and dental practices, n.e.c. )	3,810	21,697	-	-
N85311	Child care services }				
N85319	Social work with accomodation, n.e.c. }	584	20	-	-
N85321	Child-care activities (including for the handicapped) }				
	VIII - Eastern Visayas	1,487	4,480	-	-
N85121	Private hospitals, sanitaria and other similar activities	S	S	S	S
N85311	Child care services	S	S	S	S

TABLE 6a Number of Establishments and Capital Expenditures of Tangible Fixed Assets by Type for Health and Social Work Establishments with Total Employment of 20 and Over by Region and Industry Sub-Class: Philippines, 2008 (Concluded)

(Value in thousand pesos. Details may not add-up to total due to rounding and/or statistical disclosure control)

1994 PSIC Code	Region/ Industry Description	Capital Expenditures of Tangible Fixed Assets			
		ICT Machinery and Equipment	Other Machinery and Equipment	Valuables	Other Tangible Fixed Assets
		(6)	(7)	(8)	(9)
	IX - Zamboanga Peninsula	-	19,937	-	-
N85121	Private hospitals, sanitaria and other similar activities	-	19,937	-	-
N85122	Private medical activities	S	S	S	S
N85324	Charitable activities	S	S	S	S
	X - Northern Mindanao	19,033	16,270	-	-
N85121	Private hospitals, sanitaria and other similar activities	19,033	16,270	-	-
N85122	Private medical activities	S	S	S	S
N85313	Caring for the aged and orphans	S	S	S	S
	XI - Davao Region	39,597	146,314	-	206
N85121	Private hospitals, sanitaria and other similar activities	39,302	144,522	-	206
N85122	Private medical activities	295	1,686	-	-
N85129	Private medical, dental and other health services, n.e.c.	S	S	S	S
N85319	Social work with accomodation, n.e.c.	S	S	S	S
	XII - SOCKSARGEN	36,964	40,781	-	-
N85121	Private hospitals, sanitaria and other similar activities	36,889	34,376	-	-
N85122	Private medical activities	75	6,087	-	-
N85313	Caring for the aged and orphans	S	S	S	S
N85314	Caring for the mentally and physically handicapped	S	S	S	S
	XIII - Caraga	2,475	29,972	-	33
N85121	Private hospitals, sanitaria and other similar activities	S	S	S	S
N85329	Social work without accomodation, n.e.c.	S	S	S	S
	Autonomous Region in Muslim Mindanao	654	502	-	-
N85121	Private hospitals, sanitaria and other similar activities	654	502	-	-

) - Combined Data

} - Combined Data

S - Suppressed Data

TABLE 6a.1 Number of Establishments and Capital Expenditures for Directly Imported Tangible Fixed Assets: by Type for Health and Social Work Establishments with Total Employment of 20 and Over by Region and Industry Sub-Class: Philippines, 2008

(Value in thousand pesos. Details may not add-up to total due to rounding and/or statistical disclosure control)

1994 PSIC Code	Region/ Industry Description	Number of Establishments	Directly Imported Tangible Fixed Assets					
			Total	Transport Equipment	ICT Machinery and Equipment	Other Machinery and Equipment	Valuables	Other Tangible Fixed Assets
			(1)	(2)	(3)	(4)	(5)	(6)
	<b>Philippines</b>	<b>657</b>	<b>38,789</b>	-	<b>22,517</b>	<b>16,272</b>	-	-
N85121	Private hospitals, sanitaria and other similar activities	487	-	-	-	-	-	-
N85122	Private medical activities	95	21,603	-	21,603	-	-	-
N85123	Private dental and laboratory services	6	-	-	-	-	-	-
N85129	Private medical, dental and other health services, n.e.c.	28	7,005	-	914	6,091	-	-
N85190	Other hospital activities and medical and dental practices, n.e.c.	3	10,182	-	-	10,182	-	-
N85311	Child care services	7	-	-	-	-	-	-
N85313	Caring for the aged and orphans	S	S	S	S	S	S	S
N85314	Caring for the mentally and physically handicapped	3	-	-	-	-	-	-
N85315	Rehabilitation of people addicted to drugs or alcohol	S	S	S	S	S	S	S
N85319	Social work with accommodation, n.e.c.	5	-	-	-	-	-	-
N85321	Child-care activities (including for the handicapped)	4	-	-	-	-	-	-
N85322	Welfare and guidance counselling activities	S	S	S	S	S	S	S
N85323	Vocational rehabilitation and habilitation activities	S	S	S	S	S	S	S
N85324	Charitable activities	6	-	-	-	-	-	-
N85329	Social work without accommodation, n.e.c.	6	-	-	-	-	-	-
	<b>National Capital Region</b>	<b>197</b>	<b>38,789</b>	-	<b>22,517</b>	<b>16,272</b>	-	-
N85121	Private hospitals, sanitaria and other similar activities	84	-	-	-	-	-	-
N85122	Private medical activities	67	21,603	-	21,603	-	-	-
N85123	Private dental and laboratory services	6	-	-	-	-	-	-
N85129	Private medical, dental and other health services, n.e.c.	20	7,005	-	914	6,091	-	-
N85190	Other hospital activities and medical and dental practices, n.e.c.	S	S	S	S	S	S	S
N85311	Child care services	4	-	-	-	-	-	-
N85314	Caring for the mentally and physically handicapped	S	S	S	S	S	S	S
N85319	Social work with accomodation, n.e.c.	3	-	-	-	-	-	-
N85321	Child-care activities (including for the handicapped)	)	-	-	-	-	-	-
N85322	Welfare and guidance counselling activities	)	3	-	-	-	-	-
N85324	Charitable activities	5	-	-	-	-	-	-
N85329	Social work without accomodation, n.e.c.	S	S	S	S	S	-	-
	<b>Cordillera Administrative Region</b>	<b>6</b>	<b>-</b>	<b>-</b>	<b>-</b>	<b>-</b>	<b>-</b>	<b>-</b>
N85121	Private hospitals, sanitaria and other similar activities	S	S	S	S	S	-	-
N85329	Social work without accomodation, n.e.c.	S	S	S	S	S	-	-
	<b>I - Ilocos Region</b>	<b>30</b>	<b>-</b>	<b>-</b>	<b>-</b>	<b>-</b>	<b>-</b>	<b>-</b>
N85121	Private hospitals, sanitaria and other similar activities	30	-	-	-	-	-	-
	<b>II - Cagayan Valley</b>	<b>15</b>	<b>-</b>	<b>-</b>	<b>-</b>	<b>-</b>	<b>-</b>	<b>-</b>
N85121	Private hospitals, sanitaria and other similar activities	)	-	-	-	-	-	-
N85122	Private medical activities	)	15	-	-	-	-	-

TABLE 6a.1 Number of Establishments and Capital Expenditures for Directly Imported Tangible Fixed Assets by Type for Health and Social Work Establishments with Total Employment of 20 and Over by Region and Industry Sub-Class: Philippines, 2008 (Continued)

(Value in thousand pesos. Details may not add-up to total due to rounding and/or statistical disclosure control)

1994 PSIC Code	Region/ Industry Description	Number of Establishments	Directly Imported Tangible Fixed Assets					
			Total	Transport Equipment	ICT Machinery and Equipment	Other Machinery and Equipment	Valuables	Other Tangible Fixed Assets
			(1)	(2)	(3)	(4)	(5)	(6)
	III - Central Luzon	67	-	-	-	-	-	-
N85121	Private hospitals, sanitaria and other similar activities	62	-	-	-	-	-	-
N85122	Private medical activities	5	-	-	-	-	-	-
N85129	Private medical, dental and other health services, n.e.c.							
	IVA - CALABARZON	106	-	-	-	-	-	-
N85121	Private hospitals, sanitaria and other similar activities	97	-	-	-	-	-	-
N85122	Private medical activities	7	-	-	-	-	-	-
N85311	Child care services	S	S	S	S	S	S	S
N85329	Social work without accomodation, n.e.c.	S	S	S	S	S	S	S
	IVB - MIMAROPA	9	-	-	-	-	-	-
N85121	Private hospitals, sanitaria and other similar activities	S	S	S	S	S	S	S
N85329	Social work without accomodation, n.e.c.	S	S	S	S	S	S	S
	V - Bicol Region	24	-	-	-	-	-	-
N85121	Private hospitals, sanitaria and other similar activities	19	-	-	-	-	-	-
N85122	Private medical activities	S	S	S	S	S	S	S
N85315	Rehabilitaion of people addicted to drugs or alcohol	S	S	S	S	S	S	S
N85321	Child-care activities (including for the handicapped)	S	S	S	S	S	S	S
N85323	Vocational rehabilitation and habilitation activities	S	S	S	S	S	S	S
	VI - Western Visayas	22	-	-	-	-	-	-
N85121	Private hospitals, sanitaria and other similar activities	16	-	-	-	-	-	-
N85122	Private medical activities	S	S	S	S	S	S	S
N85129	Private medical, dental and other health services, n.e.c.	3	-	-	-	-	-	-
N85321	Child-care activities (including for the handicapped)	S	S	S	S	S	S	S
	VII - Central Visayas	41	-	-	-	-	-	-
N85121	Private hospitals, sanitaria and other similar activities	30	-	-	-	-	-	-
N85122	Private medical activities	5	-	-	-	-	-	-
N85129	Private medical, dental and other health services, n.e.c.	3	-	-	-	-	-	-
N85190	Other hospital activities and medical and dental practices, n.e.c.)							
N85311	Child care services	3	-	-	-	-	-	-
N85319	Social work with accomodation, n.e.c.							
N85321	Child-care activities (including for the handicapped)							
	VIII - Eastern Visayas	9	-	-	-	-	-	-
N85121	Private hospitals, sanitaria and other similar activities	S	S	S	S	S	S	S
N85311	Child care services	S	S	S	S	S	S	S

TABLE 6a.1 Number of Establishments and Capital Expenditures for Directly Imported Tangible Fixed Assets by Type for Health and Social Work Establishments with Total Employment of 20 and Over by Region and Industry Sub-Class: Philippines, 2008 (Concluded)

(Value in thousand pesos. Details may not add-up to total due to rounding and/or statistical disclosure control)

1994 PSIC Code	Region/ Industry Description	Number of Establishments	Directly Imported Tangible Fixed Assets					
			Total	Transport Equipment	ICT Machinery and Equipment	Other Machinery and Equipment	Valuables	Other Tangible Fixed Assets
			(1)	(2)	(3)	(4)	(5)	(6)
	IX - Zamboanga Peninsula	22	-	-	-	-	-	-
N85121	Private hospitals, sanitaria and other similar activities	20	-	-	-	-	-	-
N85122	Private medical activities	S	S	S	S	S	S	S
N85324	Charitable activities	S	S	S	S	S	S	S
	X - Northern Mindanao	34	-	-	-	-	-	-
N85121	Private hospitals, sanitaria and other similar activities	32	-	-	-	-	-	-
N85122	Private medical activities	S	S	S	S	S	S	S
N85313	Caring for the aged and orphans	S	S	S	S	S	S	S
	XI - Davao Region	31	-	-	-	-	-	-
N85121	Private hospitals, sanitaria and other similar activities	25	-	-	-	-	-	-
N85122	Private medical activities	4	-	-	-	-	-	-
N85129	Private medical, dental and other health services, n.e.c.	S	S	S	S	S	S	S
N85319	Social work with accomodation, n.e.c.	S	S	S	S	S	S	S
	XII - SOCCKSARGEN	33	-	-	-	-	-	-
N85121	Private hospitals, sanitaria and other similar activities	28	-	-	-	-	-	-
N85122	Private medical activities	3	-	-	-	-	-	-
N85313	Caring for the aged and orphans	S	S	S	S	S	S	S
N85314	Caring for the mentally and physically handicapped	S	S	S	S	S	S	S
	XIII - Caraga	7	-	-	-	-	-	-
N85121	Private hospitals, sanitaria and other similar activities	S	S	S	S	S	S	S
N85329	Social work without accomodation, n.e.c.	S	S	S	S	S	S	S
	Autonomous Region in Muslim Mindanao	4	-	-	-	-	-	-
N85121	Private hospitals, sanitaria and other similar activities	4	-	-	-	-	-	-

) - Combined Data

} - Combined Data

S - Suppressed Data

TABLE 6a.2 Number of Establishments and Capital Expenditures for Tangible Fixed Assets by Mode of Acquisition for Health and Social Work Establishments with Total Employment of 20 and Over by Region and Industry Sub-Class: Philippines, 2008

(Value in thousand pesos. Details may not add-up to total due to rounding and/or statistical disclosure control)

1994 PSIC Code	Region/ Industry Description	Number of Establishments	Capital Expenditures for Tangible Fixed Assets by Mode of Acquisition				
			Total	New Tangible Fixed Assets	Major Alterations and Improvements on Tangible Fixed Assets	Land and Used Tangible Fixed Assets	Tangible Fixed Assets Produced on Own Account
			(1)	(2)	(3)	(4)	(5)
	<b>Philippines</b>	<b>657</b>	<b>5,065,776</b>	<b>3,004,223</b>	<b>1,501,268</b>	<b>530,733</b>	<b>29,551</b>
N85121	Private hospitals, sanitarium and other similar activities	487	4,701,363	2,752,560	1,406,654	524,347	17,801
N85122	Private medical activities	95	160,711	79,807	69,154	-	11,750
N85123	Private dental and laboratory services	6	3,410	1,167	2,243	-	-
N85129	Private medical, dental and other health services, n.e.c.	28	118,016	102,661	15,355	-	-
N85190	Other hospital activities and medical and dental practices, n.e.c.	3	16,528	16,009	248	270	-
N85311	Child care services	7	24,164	13,397	4,651	6,116	-
N85313	Caring for the aged and orphans	S	S	S	S	S	S
N85314	Caring for the mentally and physically handicapped	3	594	594	-	-	-
N85315	Rehabilitation of people addicted to drugs or alcohol	S	S	S	S	S	S
N85319	Social work with accommodation, n.e.c.	5	6,336	6,336	-	-	-
N85321	Child-care activities (including for the handicapped)	4	1,964	1,754	210	-	-
N85322	Welfare and guidance counselling activities	S	S	S	S	S	S
N85323	Vocational rehabilitation and habilitation activities	S	S	S	S	S	S
N85324	Charitable activities	6	3,772	1,082	2,690	-	-
N85329	Social work without accommodation, n.e.c.	6	9,817	9,754	63	-	-
	<b>National Capital Region</b>	<b>197</b>	<b>2,666,735</b>	<b>1,339,103</b>	<b>857,498</b>	<b>457,569</b>	<b>12,566</b>
N85121	Private hospitals, sanitarium and other similar activities	84	2,510,313	1,214,136	826,313	457,298	12,566
N85122	Private medical activities	67	85,748	66,057	19,692	-	-
N85123	Private dental and laboratory services	6	3,410	1,167	2,243	-	-
N85129	Private medical, dental and other health services, n.e.c.	20	27,660	25,989	1,671	-	-
N85190	Other hospital activities and medical and dental practices, n.e.c.	S	S	S	S	S	S
N85311	Child care services	4	16,266	11,625	4,641	-	-
N85314	Caring for the mentally and physically handicapped	S	S	S	S	S	S
N85319	Social work with accommodation, n.e.c.	3	1,204	1,204	-	-	-
N85321	Child-care activities (including for the handicapped)	)	)	)	)	)	)
N85322	Welfare and guidance counselling activities	3	2,239	2,239	-	-	-
N85324	Charitable activities	5	3,772	1,082	2,690	-	-
N85329	Social work without accommodation, n.e.c.	S	S	S	S	S	-
	<b>Cordillera Administrative Region</b>	<b>6</b>	<b>59,895</b>	<b>16,619</b>	<b>34,674</b>	<b>8,602</b>	<b>-</b>
N85121	Private hospitals, sanitarium and other similar activities	S	S	S	S	S	-
N85329	Social work without accommodation, n.e.c.	S	S	S	S	S	-
	<b>I - Ilocos Region</b>	<b>30</b>	<b>37,214</b>	<b>16,156</b>	<b>21,059</b>	<b>-</b>	<b>-</b>
N85121	Private hospitals, sanitarium and other similar activities	30	37,214	16,156	21,059	-	-
	<b>II - Cagayan Valley</b>	<b>15</b>	<b>80,660</b>	<b>54,633</b>	<b>9,411</b>	<b>16,616</b>	<b>-</b>
N85121	Private hospitals, sanitarium and other similar activities	)	)	)	)	)	)
N85122	Private medical activities	15	80,660	54,633	9,411	16,616	-

TABLE 6a.2 Number of Establishments and Capital Expenditures for Tangible Fixed Assets by Mode of Acquisition for Health and Social Work Establishments with Total Employment of 20 and Over by Region and Industry Sub-Class: Philippines, 2008 (Continued)

(Value in thousand pesos. Details may not add-up to total due to rounding and/or statistical disclosure control)

1994 PSIC Code	Region/ Industry Description	Number of Establishments	Capital Expenditures for Tangible Fixed Assets by Mode of Acquisition					
			Total	New Tangible Fixed Assets	Major Alterations and Improvements on Tangible Fixed Assets	Land and Used Tangible Fixed Assets	Tangible Fixed Assets Produced on Own Account	
			(1)	(2)	(3)	(4)	(5)	(6)
	III - Central Luzon	67	383,958	205,194	159,442	7,573	11,750	
N85121	Private hospitals, sanitaria and other similar activities	62	317,231	196,450	113,208	7,573	-	
N85122	Private medical activities	)						
N85129	Private medical, dental and other health services, n.e.c.	)	5	66,727	8,744	46,234	-	11,750
	IVA - CALABARZON	106	482,462	366,948	97,564	17,950	-	
N85121	Private hospitals, sanitaria and other similar activities	97	469,441	365,115	92,492	11,834	-	
N85122	Private medical activities	7	5,123	62	5,062	-	-	
N85311	Child care services	S	S	S	S	S	S	
N85329	Social work without accomodation, n.e.c.	S	S	S	S	S	S	
	IVB - MIMAROPA	9	19,628	14,612	5,016	-	-	
N85121	Private hospitals, sanitaria and other similar activities	S	S	S	S	S	S	
N85329	Social work without accomodation, n.e.c.	S	S	S	S	S	S	
	V - Bicol Region	24	76,299	57,884	16,370	2,045	-	
N85121	Private hospitals, sanitaria and other similar activities	19	57,260	39,152	16,063	2,045	-	
N85122	Private medical activities	S	S	S	S	S	S	
N85315	Rehabilitaion of people addicted to drugs or alcohol	S	S	S	S	S	S	
N85321	Child-care activities (including for the handicapped)	S	S	S	S	S	S	
N85323	Vocational rehabilitation and habilitation activities	S	S	S	S	S	S	
	VI - Western Visayas	22	332,696	317,734	14,962	-	-	
N85121	Private hospitals, sanitaria and other similar activities	16	305,915	295,903	10,011	-	-	
N85122	Private medical activities	S	S	S	S	S	S	
N85129	Private medical, dental and other health services, n.e.c.	3	26,781	21,831	4,950	-	-	
N85321	Child-care activities (including for the handicapped)	S	S	S	S	S	S	
	VII - Central Visayas	41	272,167	208,407	46,428	12,098	5,236	
N85121	Private hospitals, sanitaria and other similar activities	30	212,766	150,140	45,293	12,098	5,236	
N85122	Private medical activities	5	7,346	6,422	925	-	-	
N85129	Private medical, dental and other health services, n.e.c.	)						
N85190	Other hospital activities and medical and dental practices, n.e.c.	)	3	46,672	46,672	-	-	
N85311	Child care services	)						
N85319	Social work with accomodation, n.e.c.	)	3	5,383	5,173	210	-	
N85321	Child-care activities (including for the handicapped)	)						
	VIII - Eastern Visayas	9	19,789	10,388	9,401	-	-	
N85121	Private hospitals, sanitaria and other similar activities	S	S	S	S	S	S	
N85311	Child care services	S	S	S	S	S	S	

TABLE 6a.2 Number of Establishments and Capital Expenditures for Tangible Fixed Assets by Mode of Acquisition for Health and Social Work Establishments with Total Employment of 20 and Over by Region and Industry Sub-Class: Philippines, 2008 (Concluded)

(Value in thousand pesos. Details may not add-up to total due to rounding and/or statistical disclosure control)

1994 PSIC Code	Region/ Industry Description	Number of Establishments	Capital Expenditures for Tangible Fixed Assets by Mode of Acquisition				
			Total	New Tangible Fixed Assets	Major Alterations and Improvements on Tangible Fixed Assets	Land and Used Tangible Fixed Assets	Tangible Fixed Assets Produced on Own Account
			(1)	(2)	(3)	(4)	(5)
	IX - Zamboanga Peninsula	22	30,755	19,937	10,818	-	-
N85121	Private hospitals, sanitaria and other similar activities	20	30,755	19,937	10,818	-	-
N85122	Private medical activities	S	S	S	S	S	S
N85324	Charitable activities	S	S	S	S	S	S
	X - Northern Mindanao	34	83,142	38,075	45,067	-	-
N85121	Private hospitals, sanitaria and other similar activities	32	82,192	37,125	45,067	-	-
N85122	Private medical activities	S	S	S	S	S	S
N85313	Caring for the aged and orphans	S	S	S	S	S	S
	XI - Davao Region	31	347,601	187,912	155,443	4,247	-
N85121	Private hospitals, sanitaria and other similar activities	25	345,514	187,806	153,461	4,247	-
N85122	Private medical activities	4	1,982	-	1,982	-	-
N85129	Private medical, dental and other health services, n.e.c.	S	S	S	S	S	S
N85319	Social work with accomodation, n.e.c.	S	S	S	S	S	S
	XII - SOCCKSARGEN	33	108,986	90,921	16,129	1,935	-
N85121	Private hospitals, sanitaria and other similar activities	28	98,817	84,441	12,441	1,935	-
N85122	Private medical activities	3	9,850	6,162	3,688	-	-
N85313	Caring for the aged and orphans	S	S	S	S	S	S
N85314	Caring for the mentally and physically handicapped	S	S	S	S	S	S
	XIII - Caraga	7	59,353	55,833	1,520	2,000	-
N85121	Private hospitals, sanitaria and other similar activities	S	S	S	S	S	S
N85329	Social work without accomodation, n.e.c.	S	S	S	S	S	S
	Autonomous Region in Muslim Mindanao	4	4,436	3,868	468	100	-
N85121	Private hospitals, sanitaria and other similar activities	4	4,436	3,868	468	100	-

) - Combined Data

) - Combined Data

S - Suppressed Data



TABLE 6a.3 Number of Establishments and Capital Expenditures for Intangible Assets by Type for Health and Social Work Establishments with Total Employment of 20 and Over by Region and Industry Sub-Class: Philippines, 2008

(Value in thousand pesos. Details may not add-up to total due to rounding and/or statistical disclosure control)

1994 PSIC Code	Region/ Industry Description	Number of Establishments	Capital Expenditures for Intangible Assets			
			Total	Intangible Non- Produced Assets	Computer Software and Data Bases	Other Intangible Assets
			(1)	(2)	(3)	(4)
	<b>Philippines</b>	<b>657</b>	<b>44,671</b>	<b>1,454</b>	<b>38,231</b>	<b>4,986</b>
N85121	Private hospitals, sanitaría and other similar activities	487	39,395	1,105	33,303	4,986
N85122	Private medical activities	95	256	111	145	-
N85123	Private dental and laboratory services	6	-	-	-	-
N85129	Private medical, dental and other health services, n.e.c.	28	858	-	858	-
N85190	Other hospital activities and medical and dental practices, n.e.c.	3	-	-	-	-
N85311	Child care services	7	2,278	-	2,278	-
N85313	Caring for the aged and orphans	S	S	S	S	S
N85314	Caring for the mentally and physically handicapped	3	-	-	-	-
N85315	Rehabilitation of people addicted to drugs or alcohol	S	S	S	S	S
N85319	Social work with accommodation, n.e.c.	5	113	-	113	-
N85321	Child-care activities (including for the handicapped)	4	7	-	7	-
N85322	Welfare and guidance counselling activities	S	S	S	S	S
N85323	Vocational rehabilitation and habilitation activities	S	S	S	S	S
N85324	Charitable activities	6	1,450	-	1,450	-
N85329	Social work without accommodation, n.e.c.	6	314	238	77	-
	<b>National Capital Region</b>	<b>197</b>	<b>13,974</b>	<b>111</b>	<b>13,863</b>	<b>-</b>
N85121	Private hospitals, sanitaría and other similar activities	84	9,070	-	9,070	-
N85122	Private medical activities	67	206	111	95	-
N85123	Private dental and laboratory services	6	-	-	-	-
N85129	Private medical, dental and other health services, n.e.c.	20	858	-	858	-
N85190	Other hospital activities and medical and dental practices, n.e.c.	S	S	S	S	S
N85311	Child care services	4	2,278	-	2,278	-
N85314	Caring for the mentally and physically handicapped	S	S	S	S	S
N85319	Social work with accommodation, n.e.c.	3	113	-	113	-
N85321	Child-care activities (including for the handicapped)	)	-	-	-	-
N85322	Welfare and guidance counselling activities	)	-	-	-	-
N85324	Charitable activities	5	1,450	-	1,450	-
N85329	Social work without accommodation, n.e.c.	S	S	S	S	S
	<b>Cordillera Administrative Region</b>	<b>6</b>	<b>52</b>	<b>-</b>	<b>52</b>	<b>-</b>
N85121	Private hospitals, sanitaría and other similar activities	S	S	S	S	S
N85329	Social work without accommodation, n.e.c.	S	S	S	S	S
	<b>I - Ilocos Region</b>	<b>30</b>	<b>20</b>	<b>-</b>	<b>20</b>	<b>-</b>
N85121	Private hospitals, sanitaría and other similar activities	30	20	-	20	-
	<b>II - Cagayan Valley</b>	<b>15</b>	<b>-</b>	<b>-</b>	<b>-</b>	<b>-</b>
N85121	Private hospitals, sanitaría and other similar activities	)	-	-	-	-
N85122	Private medical activities	)	15	-	-	-

TABLE 6a.3 Number of Establishments and Capital Expenditures for Intangible Assets by Type for Health and Social Work Establishments with Total Employment of 20 and Over by Region and Industry Sub-Class: Philippines, 2008 (Continued)

(Value in thousand pesos. Details may not add-up to total due to rounding and/or statistical disclosure control)

1994 PSIC Code	Region/ Industry Description	Number of Establishments	Capital Expenditures for Intangible Assets			
			Total	Intangible Non- Produced Assets	Computer Software and Data Bases	Other Intangible Assets
			(1)	(2)	(3)	(4)
	III - Central Luzon	67	1,288	415	873	-
N85121	Private hospitals, sanitaria and other similar activities	62	1,288	415	873	-
N85122	Private medical activities	)				
N85129	Private medical, dental and other health services, n.e.c.	)	5	-	-	-
	IVA - CALABARZON	106	9,587	928	8,659	-
N85121	Private hospitals, sanitaria and other similar activities	97	9,324	690	8,634	-
N85122	Private medical activities	7	-	-	-	-
N85311	Child care services	S	S	S	S	S
N85329	Social work without accomodation, n.e.c.	S	S	S	S	S
	IVB - MIMAROPA	9	-	-	-	-
N85121	Private hospitals, sanitaria and other similar activities	S	S	S	S	S
N85329	Social work without accomodation, n.e.c.	S	S	S	S	S
	V - Bicol Region	24	885	-	885	-
N85121	Private hospitals, sanitaria and other similar activities	19	885	-	885	-
N85122	Private medical activities	S	S	S	S	S
N85315	Rehabilitaion of people addicted to drugs or alcohol	S	S	S	S	S
N85321	Child-care activities (including for the handicapped)	S	S	S	S	S
N85323	Vocational rehabilitation and habilitation activities	S	S	S	S	S
	VI - Western Visayas	22	261	-	261	-
N85121	Private hospitals, sanitaria and other similar activities	16	261	-	261	-
N85122	Private medical activities	S	S	S	S	S
N85129	Private medical, dental and other health services, n.e.c.	3	-	-	-	-
N85321	Child-care activities (including for the handicapped)	S	S	S	S	S
	VII - Central Visayas	41	5,169	-	5,169	-
N85121	Private hospitals, sanitaria and other similar activities	30	5,162	-	5,162	-
N85122	Private medical activities	5	-	-	-	-
N85129	Private medical, dental and other health services, n.e.c.	)				
N85190	Other hospital activities and medical and dental practices, n.e.c.	)	3	-	-	-
N85311	Child care services	)				
N85319	Social work with accomodation, n.e.c.	)	3	7	-	7
N85321	Child-care activities (including for the handicapped)	)				
	VIII - Eastern Visayas	9	-	-	-	-
N85121	Private hospitals, sanitaria and other similar activities	S	S	S	S	S
N85311	Child care services	S	S	S	S	S

TABLE 6a.3 Number of Establishments and Capital Expenditures for Intangible Assets by Type for Health and Social Work Establishments with Total Employment of 20 and Over by Region and Industry Sub-Class: Philippines, 2008 (Concluded)

(Value in thousand pesos. Details may not add-up to total due to rounding and/or statistical disclosure control)

1994 PSIC Code	Region/ Industry Description	Number of Establishments	Capital Expenditures for Intangible Assets			
			Total	Intangible Non- Produced Assets	Computer Software and Data Bases	Other Intangible Assets
			(1)	(2)	(3)	(4)
	IX - Zamboanga Peninsula	22	4,900	-	4,900	-
N85121	Private hospitals, sanitaria and other similar activities	20	4,900	-	4,900	-
N85122	Private medical activities	S	S	S	S	S
N85324	Charitable activities	S	S	S	S	S
	X - Northern Mindanao	34	1,700	-	1,700	-
N85121	Private hospitals, sanitaria and other similar activities	32	1,700	-	1,700	-
N85122	Private medical activities	S	S	S	S	S
N85313	Caring for the aged and orphans	S	S	S	S	S
	XI - Davao Region	31	6,764	-	1,779	4,985
N85121	Private hospitals, sanitaria and other similar activities	25	6,764	-	1,779	4,985
N85122	Private medical activities	4	-	-	-	-
N85129	Private medical, dental and other health services, n.e.c.	S	S	S	S	S
N85319	Social work with accomodation, n.e.c.	S	S	S	S	S
	XII - SOCCKSARGEN	33	71	-	70	1
N85121	Private hospitals, sanitaria and other similar activities	28	21	-	20	1
N85122	Private medical activities	3	50	-	50	-
N85313	Caring for the aged and orphans	S	S	S	S	S
N85314	Caring for the mentally and physically handicapped	S	S	S	S	S
	XIII - Caraga	7	-	-	-	-
N85121	Private hospitals, sanitaria and other similar activities	S	S	S	S	S
N85329	Social work without accomodation, n.e.c.	S	S	S	S	S
	Autonomous Region in Muslim Mindanao	4	-	-	-	-
N85121	Private hospitals, sanitaria and other similar activities	4	-	-	-	-

) - Combined Data

) - Combined Data

S - Suppressed Data

TABLE 7a Number of Establishments and Gross Additions to Tangible Fixed Assets for Health and Social Work Establishments  
with Total Employment of 20 and Over by Region and Industry Sub-Class: Philippines, 2008

(Value in thousand pesos. Details may not add-up to total due to rounding and/or statistical disclosure control)

1994 PSIC Code	Region/ Industry Description	Number of Establishments	Gross Additions to Tangible Fixed Assets	Capital Expenditures for Tangible Fixed Assets	Sale of Tangible Fixed Assets
		(1)	(2)	(3)	(4)
	<b>Philippines</b>	<b>657</b>	<b>5,019,399</b>	<b>5,065,776</b>	<b>46,377</b>
N85121	Private hospitals, sanitarium and other similar activities	487	4,664,210	4,701,363	37,152
N85122	Private medical activities	95	160,431	160,711	280
N85123	Private dental and laboratory services	6	3,410	3,410	-
N85129	Private medical, dental and other health services, n.e.c.	28	117,732	118,016	283
N85190	Other hospital activities and medical and dental practices, n.e.c.	3	15,847	16,528	680
N85311	Child care services	7	16,735	24,164	7,429
N85313	Caring for the aged and orphans	S	S	S	S
N85314	Caring for the mentally and physically handicapped	3	445	594	149
N85315	Rehabilitation of people addicted to drugs or alcohol	S	S	S	S
N85319	Social work with accommodation, n.e.c.	5	6,223	6,336	114
N85321	Child-care activities (including for the handicapped)	4	1,964	1,964	-
N85322	Welfare and guidance counselling activities	S	S	S	S
N85323	Vocational rehabilitation and habilitation activities	S	S	S	S
N85324	Charitable activities	6	3,772	3,772	-
N85329	Social work without accommodation, n.e.c.	6	9,527	9,817	290
	<b>National Capital Region</b>	<b>197</b>	<b>2,634,017</b>	<b>2,666,735</b>	<b>32,718</b>
N85121	Private hospitals, sanitarium and other similar activities	84	2,485,700	2,510,313	24,612
N85122	Private medical activities	67	85,468	85,748	280
N85123	Private dental and laboratory services	6	3,410	3,410	-
N85129	Private medical, dental and other health services, n.e.c.	20	27,377	27,660	283
N85190	Other hospital activities and medical and dental practices, n.e.c.	S	S	S	S
N85311	Child care services	4	8,837	16,266	7,429
N85314	Caring for the mentally and physically handicapped	S	S	S	S
N85319	Social work with accommodation, n.e.c.	3	1,090	1,204	114
N85321	Child-care activities (including for the handicapped)	)			
N85322	Welfare and guidance counselling activities	)	2,239	2,239	-
N85324	Charitable activities	5	3,772	3,772	-
N85329	Social work without accommodation, n.e.c.	S	S	S	S
	<b>Cordillera Administrative Region</b>	<b>6</b>	<b>59,605</b>	<b>59,895</b>	<b>290</b>
N85121	Private hospitals, sanitarium and other similar activities	S	S	S	S
N85329	Social work without accommodation, n.e.c.	S	S	S	S
	<b>I - Ilocos Region</b>	<b>30</b>	<b>37,214</b>	<b>37,214</b>	<b>-</b>
N85121	Private hospitals, sanitarium and other similar activities	30	37,214	37,214	-
	<b>II - Cagayan Valley</b>	<b>15</b>	<b>80,660</b>	<b>80,660</b>	<b>-</b>
N85121	Private hospitals, sanitarium and other similar activities	)			
N85122	Private medical activities	)	15	80,660	-

TABLE 7a Number of Establishments and Gross Additions to Tangible Fixed Assets for Health and Social Work Establishments with Total Employment of 20 and Over by Region and Industry Sub-Class: Philippines, 2008 (Continued)

(Value in thousand pesos. Details may not add-up to total due to rounding and/or statistical disclosure control)

1994 PSIC Code	Region/ Industry Description	Number of Establishments	Gross Additions to Tangible Fixed Assets	Capital Expenditures for Tangible Fixed Assets	Sale of Tangible Fixed Assets
		(1)	(2)	(3)	(4)
	III - Central Luzon	67	383,958	383,958	-
N85121	Private hospitals, sanitaria and other similar activities	62	317,231	317,231	-
N85122	Private medical activities )				
N85129	Private medical, dental and other health services, n.e.c. )	5	66,727	66,727	-
	IVA - CALABARZON	106	476,062	482,462	6,400
N85121	Private hospitals, sanitaria and other similar activities	97	463,041	469,441	6,400
N85122	Private medical activities	7	5,123	5,123	-
N85311	Child care services	S	S	S	S
N85329	Social work without accomodation, n.e.c.	S	S	S	S
	IVB - MIMAROPA	9	19,628	19,628	-
N85121	Private hospitals, sanitaria and other similar activities	S	S	S	S
N85329	Social work without accomodation, n.e.c.	S	S	S	S
	V - Bicol Region	24	76,299	76,299	-
N85121	Private hospitals, sanitaria and other similar activities	19	57,260	57,260	-
N85122	Private medical activities	S	S	S	S
N85315	Rehabilitaion of people addicted to drugs or alcohol	S	S	S	S
N85321	Child-care activities (including for the handicapped)	S	S	S	S
N85323	Vocational rehabilitation and habilitation activities	S	S	S	S
	VI - Western Visayas	22	332,596	332,696	100
N85121	Private hospitals, sanitaria and other similar activities	16	305,815	305,915	100
N85122	Private medical activities	S	S	S	S
N85129	Private medical, dental and other health services, n.e.c.	3	26,781	26,781	-
N85321	Child-care activities (including for the handicapped)	S	S	S	S
	VII - Central Visayas	41	271,447	272,167	720
N85121	Private hospitals, sanitaria and other similar activities	30	212,726	212,766	40
N85122	Private medical activities	5	7,346	7,346	-
N85129	Private medical, dental and other health services, n.e.c. )				
N85190	Other hospital activities and medical and dental practices, n.e.c. )	3	45,992	46,672	680
N85311	Child care services }				
N85319	Social work with accomodation, n.e.c. }	3	5,383	5,383	-
N85321	Child-care activities (including for the handicapped) }				
	VIII - Eastern Visayas	9	19,789	19,789	-
N85121	Private hospitals, sanitaria and other similar activities	S	S	S	S
N85311	Child care services	S	S	S	S

TABLE 7a Number of Establishments and Gross Additions to Tangible Fixed Assets for Health and Social Work Establishments with Total Employment of 20 and Over by Region and Industry Sub-Class: Philippines, 2008 (Concluded)

(Value in thousand pesos. Details may not add-up to total due to rounding and/or statistical disclosure control)

1994 PSIC Code	Region/ Industry Description	Number of Establishments	Gross Additions to Tangible Fixed Assets	Capital Expenditures for Tangible Fixed Assets	Sale of Tangible Fixed Assets
		(1)	(2)	(3)	(4)
	IX - Zamboanga Peninsula	22	30,755	30,755	-
N85121	Private hospitals, sanitaria and other similar activities	20	30,755	30,755	-
N85122	Private medical activities	S	S	S	S
N85324	Charitable activities	S	S	S	S
	X - Northern Mindanao	34	83,142	83,142	-
N85121	Private hospitals, sanitaria and other similar activities	32	82,192	82,192	-
N85122	Private medical activities	S	S	S	S
N85313	Caring for the aged and orphans	S	S	S	S
	XI - Davao Region	31	341,601	347,601	6,000
N85121	Private hospitals, sanitaria and other similar activities	25	339,514	345,514	6,000
N85122	Private medical activities	4	1,982	1,982	-
N85129	Private medical, dental and other health services, n.e.c.	S	S	S	S
N85319	Social work with accomodation, n.e.c.	S	S	S	S
	XII - SOCCSARGEN	33	108,837	108,986	149
N85121	Private hospitals, sanitaria and other similar activities	28	98,817	98,817	-
N85122	Private medical activities	3	9,850	9,850	-
N85313	Caring for the aged and orphans	S	S	S	S
N85314	Caring for the mentally and physically handicapped	S	S	S	S
	XIII - Caraga	7	59,353	59,353	-
N85121	Private hospitals, sanitaria and other similar activities	S	S	S	S
N85329	Social work without accomodation, n.e.c.	S	S	S	S
	Autonomous Region in Muslim Mindanao	4	4,436	4,436	-
N85121	Private hospitals, sanitaria and other similar activities	4	4,436	4,436	-

) - Combined Data

} - Combined Data

S - Suppressed Data

TABLE 7a.1 Number of Establishments and Sale of Tangible Fixed Assets by Type for Health and Social Work Establishments with Total Employment of 20 and Over by Region and Industry Sub-Class: Philippines, 2008

(Value in thousand pesos. Details may not add-up to total due to rounding and/or statistical disclosure control)

1994 PSIC Code	Region/ Industry Description	Number of Establishments	Sale of Tangible Fixed Assets			
			Total	Land	Buildings, Other Structures and Land Improvements	Transport Equipment
			(1)	(2)	(3)	(4)
	<b>Philippines</b>	<b>657</b>	<b>46,377</b>	<b>12,475</b>	<b>7,354</b>	<b>1,093</b>
N85121	Private hospitals, sanitaria and other similar activities	487	37,152	6,400	6,000	140
N85122	Private medical activities	95	280	-	-	280
N85123	Private dental and laboratory services	6	-	-	-	-
N85129	Private medical, dental and other health services, n.e.c.	28	283	-	-	283
N85190	Other hospital activities and medical and dental practices, n.e.c.	3	680	-	-	-
N85311	Child care services	7	7,429	6,075	1,354	-
N85313	Caring for the aged and orphans	S	S	S	S	S
N85314	Caring for the mentally and physically handicapped	3	149	-	-	-
N85315	Rehabilitation of people addicted to drugs or alcohol	S	S	S	S	S
N85319	Social work with accommodation, n.e.c.	5	114	-	-	100
N85321	Child-care activities (including for the handicapped)	4	-	-	-	-
N85322	Welfare and guidance counselling activities	S	S	S	S	S
N85323	Vocational rehabilitation and habilitation activities	S	S	S	S	S
N85324	Charitable activities	6	-	-	-	-
N85329	Social work without accommodation, n.e.c.	6	290	-	-	290
	<b>National Capital Region</b>	<b>197</b>	<b>32,718</b>	<b>6,075</b>	<b>1,354</b>	<b>663</b>
N85121	Private hospitals, sanitaria and other similar activities	84	24,612	-	-	-
N85122	Private medical activities	67	280	-	-	280
N85123	Private dental and laboratory services	6	-	-	-	-
N85129	Private medical, dental and other health services, n.e.c.	20	283	-	-	283
N85190	Other hospital activities and medical and dental practices, n.e.c.	S	S	S	S	S
N85311	Child care services	4	7,429	6,075	1,354	-
N85314	Caring for the mentally and physically handicapped	S	S	S	S	S
N85319	Social work with accommodation, n.e.c.	3	114	-	-	100
N85321	Child-care activities (including for the handicapped)	)	-	-	-	-
N85322	Welfare and guidance counselling activities	)	-	-	-	-
N85324	Charitable activities	5	-	-	-	-
N85329	Social work without accommodation, n.e.c.	S	S	S	S	S
	<b>Cordillera Administrative Region</b>	<b>6</b>	<b>290</b>	<b>-</b>	<b>-</b>	<b>290</b>
N85121	Private hospitals, sanitaria and other similar activities	S	S	S	S	S
N85329	Social work without accommodation, n.e.c.	S	S	S	S	S
	<b>I - Ilocos Region</b>	<b>30</b>	<b>-</b>	<b>-</b>	<b>-</b>	<b>-</b>
N85121	Private hospitals, sanitaria and other similar activities	30	-	-	-	-
	<b>II - Cagayan Valley</b>	<b>15</b>	<b>-</b>	<b>-</b>	<b>-</b>	<b>-</b>
N85121	Private hospitals, sanitaria and other similar activities	)	-	-	-	-
N85122	Private medical activities	)	15	-	-	-

TABLE 7a.1 Number of Establishments and Sale of Tangible Fixed Assets by Type for Health and Social Work Establishments with Total Employment of 20 and Over by Region and Industry Sub-Class: Philippines, 2008 (Continued)

(Value in thousand pesos. Details may not add-up to total due to rounding and/or statistical disclosure control)

1994 PSIC Code	Region/ Industry Description	Number of Establishments	Sale of Tangible Fixed Assets			
			Total	Land	Buildings, Other Structures and Land Improvements	Transport Equipment
			(1)	(2)	(3)	(4)
	III - Central Luzon	67	-	-	-	-
N85121	Private hospitals, sanitaria and other similar activities	62	-	-	-	-
N85122	Private medical activities )					
N85129	Private medical, dental and other health services, n.e.c. )	5	-	-	-	-
	IVA - CALABARZON	106	6,400	6,400	-	-
N85121	Private hospitals, sanitaria and other similar activities	97	6,400	6,400	-	-
N85122	Private medical activities	7	-	-	-	-
N85311	Child care services	S	S	S	S	S
N85329	Social work without accomodation, n.e.c.	S	S	S	S	S
	IVB - MIMAROPA	9	-	-	-	-
N85121	Private hospitals, sanitaria and other similar activities	S	S	S	S	S
N85329	Social work without accomodation, n.e.c.	S	S	S	S	S
	V - Bicol Region	24	-	-	-	-
N85121	Private hospitals, sanitaria and other similar activities	19	-	-	-	-
N85122	Private medical activities	S	S	S	S	S
N85315	Rehabilitaion of people addicted to drugs or alcohol	S	S	S	S	S
N85321	Child-care activities (including for the handicapped)	S	S	S	S	S
N85323	Vocational rehabilitation and habilitation activities	S	S	S	S	S
	VI - Western Visayas	22	100	-	-	100
N85121	Private hospitals, sanitaria and other similar activities	16	100	-	-	100
N85122	Private medical activities	S	S	S	S	S
N85129	Private medical, dental and other health services, n.e.c.	3	-	-	-	-
N85321	Child-care activities (including for the handicapped)	S	S	S	S	S
	VII - Central Visayas	41	720	-	-	40
N85121	Private hospitals, sanitaria and other similar activities	30	40	-	-	40
N85122	Private medical activities	5	-	-	-	-
N85129	Private medical, dental and other health services, n.e.c. )					
N85190	Other hospital activities and medical and dental practices, n.e.c. )	3	680	-	-	-
N85311	Child care services )					
N85319	Social work with accomodation, n.e.c. )	3	-	-	-	-
N85321	Child-care activities (including for the handicapped) )					
	VIII - Eastern Visayas	9	-	-	-	-
N85121	Private hospitals, sanitaria and other similar activities	S	S	S	S	S
N85311	Child care services	S	S	S	S	S



TABLE 7a.1 Number of Establishments and Sale of Tangible Fixed Assets by Type for Health and Social Work Establishments with Total Employment of 20 and Over by Region and Industry Sub-Class: Philippines, 2008 (Continued)

(Value in thousand pesos. Details may not add-up to total due to rounding and/or statistical disclosure control)

1994 PSIC Code	Region/ Industry Description	Number of Establishments	Sale of Tangible Fixed Assets			
			Total	Land	Buildings, Other Structures and Land Improvements	Transport Equipment
			(1)	(2)	(3)	(4)
	IX - Zamboanga Peninsula	22	-	-	-	-
N85121	Private hospitals, sanitaria and other similar activities	20	-	-	-	-
N85122	Private medical activities	S	S	S	S	S
N85324	Charitable activities	S	S	S	S	S
	X - Northern Mindanao	34	-	-	-	-
N85121	Private hospitals, sanitaria and other similar activities	32	-	-	-	-
N85122	Private medical activities	S	S	S	S	S
N85313	Caring for the aged and orphans	S	S	S	S	S
	XI - Davao Region	31	6,000	-	6,000	-
N85121	Private hospitals, sanitaria and other similar activities	25	6,000	-	6,000	-
N85122	Private medical activities	4	-	-	-	-
N85129	Private medical, dental and other health services, n.e.c.	S	S	S	S	S
N85319	Social work with accomodation, n.e.c.	S	S	S	S	S
	XII - SOCKSARGEN	33	149	-	-	-
N85121	Private hospitals, sanitaria and other similar activities	28	-	-	-	-
N85122	Private medical activities	3	-	-	-	-
N85313	Caring for the aged and orphans	S	S	S	S	S
N85314	Caring for the mentally and physically handicapped	S	S	S	S	S
	XIII - Caraga	7	-	-	-	-
N85121	Private hospitals, sanitaria and other similar activities	S	S	S	S	S
N85329	Social work without accomodation, n.e.c.	S	S	S	S	S
	Autonomous Region in Muslim Mindanao	4	-	-	-	-
N85121	Private hospitals, sanitaria and other similar activities	4	-	-	-	-

TABLE 7a.1 Number of Establishments and Sale of Tangible Fixed Assets by Type for Health and Social Work Establishments with Total Employment of 20 and Over by Region and Industry Sub-Class: Philippines, 2008 (Continued)

(Value in thousand pesos. Details may not add-up to total due to rounding and/or statistical disclosure control)

1994 PSIC Code	Region/ Industry Description	Sale of Tangible Fixed Assets			
		ICT Machinery and Equipment	Other Machinery and Equipment	Valuables	Other Tangible Fixed Assets
		(6)	(7)	(8)	(9)
	<b>Philippines</b>	<b>2,494</b>	<b>22,962</b>	-	-
N85121	Private hospitals, sanitaria and other similar activities	1,800	22,812	-	-
N85122	Private medical activities	-	-	-	-
N85123	Private dental and laboratory services	-	-	-	-
N85129	Private medical, dental and other health services, n.e.c.	-	-	-	-
N85190	Other hospital activities and medical and dental practices, n.e.c.	680	-	-	-
N85311	Child care services	-	-	-	-
N85313	Caring for the aged and orphans	S	S	S	S
N85314	Caring for the mentally and physically handicapped	-	149	-	-
N85315	Rehabilitation of people addicted to drugs or alcohol	S	S	S	S
N85319	Social work with accommodation, n.e.c.	14	-	-	-
N85321	Child-care activities (including for the handicapped)	-	-	-	-
N85322	Welfare and guidance counselling activities	S	S	S	S
N85323	Vocational rehabilitation and habilitation activities	S	S	S	S
N85324	Charitable activities	-	-	-	-
N85329	Social work without accommodation, n.e.c.	-	-	-	-
	<b>National Capital Region</b>	<b>1,814</b>	<b>22,812</b>	-	-
N85121	Private hospitals, sanitaria and other similar activities	1,800	22,812	-	-
N85122	Private medical activities	-	-	-	-
N85123	Private dental and laboratory services	-	-	-	-
N85129	Private medical, dental and other health services, n.e.c.	-	-	-	-
N85190	Other hospital activities and medical and dental practices, n.e.c.	S	S	S	S
N85311	Child care services	-	-	-	-
N85314	Caring for the mentally and physically handicapped	S	S	S	S
N85319	Social work with accomodation, n.e.c.	14	-	-	-
N85321	Child-care activities (including for the handicapped)	)	-	-	-
N85322	Welfare and guidance counselling activities	)	-	-	-
N85324	Charitable activities	-	-	-	-
N85329	Social work without accomodation, n.e.c.	S	S	S	S
	<b>Cordillera Administrative Region</b>	-	-	-	-
N85121	Private hospitals, sanitaria and other similar activities	S	S	S	S
N85329	Social work without accomodation, n.e.c.	S	S	S	S
	<b>I - Ilocos Region</b>	-	-	-	-
N85121	Private hospitals, sanitaria and other similar activities	-	-	-	-
	<b>II - Cagayan Valley</b>	-	-	-	-
N85121	Private hospitals, sanitaria and other similar activities	)	-	-	-
N85122	Private medical activities	)	-	-	-

TABLE 7a.1 Number of Establishments and Sale of Tangible Fixed Assets by Type for Health and Social Work Establishments with Total Employment of 20 and Over by Region and Industry Sub-Class: Philippines, 2008 (Continued)

(Value in thousand pesos. Details may not add-up to total due to rounding and/or statistical disclosure control)

1994 PSIC Code	Region/ Industry Description	Sale of Tangible Fixed Assets			
		ICT Machinery and Equipment	Other Machinery and Equipment	Valuables	Other Tangible Fixed Assets
		(6)	(7)	(8)	(9)
	III - Central Luzon	-	-	-	-
N85121	Private hospitals, sanitaria and other similar activities	-	-	-	-
N85122	Private medical activities )	-	-	-	-
N85129	Private medical, dental and other health services, n.e.c. )	-	-	-	-
	IVA - CALABARZON	-	-	-	-
N85121	Private hospitals, sanitaria and other similar activities	-	-	-	-
N85122	Private medical activities	-	-	-	-
N85311	Child care services	S	S	S	S
N85329	Social work without accomodation, n.e.c.	S	S	S	S
	IVB - MIMAROPA	-	-	-	-
N85121	Private hospitals, sanitaria and other similar activities	S	S	S	S
N85329	Social work without accomodation, n.e.c.	S	S	S	S
	V - Bicol Region	-	-	-	-
N85121	Private hospitals, sanitaria and other similar activities	-	-	-	-
N85122	Private medical activities	S	S	S	S
N85315	Rehabilitaion of people addicted to drugs or alcohol	S	S	S	S
N85321	Child-care activities (including for the handicapped)	S	S	S	S
N85323	Vocational rehabilitation and habilitation activities	S	S	S	S
	VI - Western Visayas	-	-	-	-
N85121	Private hospitals, sanitaria and other similar activities	-	-	-	-
N85122	Private medical activities	S	S	S	S
N85129	Private medical, dental and other health services, n.e.c.	-	-	-	-
N85321	Child-care activities (including for the handicapped)	S	S	S	S
	VII - Central Visayas	680	-	-	-
N85121	Private hospitals, sanitaria and other similar activities	-	-	-	-
N85122	Private medical activities	-	-	-	-
N85129	Private medical, dental and other health services, n.e.c. )	-	-	-	-
N85190	Other hospital activities and medical and dental practices, n.e.c. )	680	-	-	-
N85311	Child care services )	-	-	-	-
N85319	Social work with accomodation, n.e.c. )	-	-	-	-
N85321	Child-care activities (including for the handicapped) )	-	-	-	-
	VIII - Eastern Visayas	-	-	-	-
N85121	Private hospitals, sanitaria and other similar activities	S	S	S	S
N85311	Child care services	S	S	S	S

TABLE 7a.1 Number of Establishments and Sale of Tangible Fixed Assets by Type for Health and Social Work Establishments with Total Employment of 20 and Over by Region and Industry Sub-Class: Philippines, 2008 (Concluded)

(Value in thousand pesos. Details may not add-up to total due to rounding and/or statistical disclosure control)

1994 PSIC Code	Region/ Industry Description	Sale of Tangible Fixed Assets			
		ICT Machinery and Equipment	Other Machinery and Equipment	Valuables	Other Tangible Fixed Assets
		(6)	(7)	(8)	(9)
	IX - Zamboanga Peninsula	-	-	-	-
N85121	Private hospitals, sanitaria and other similar activities	-	-	-	-
N85122	Private medical activities	S	S	S	S
N85324	Charitable activities	S	S	S	S
	X - Northern Mindanao	-	-	-	-
N85121	Private hospitals, sanitaria and other similar activities	-	-	-	-
N85122	Private medical activities	S	S	S	S
N85313	Caring for the aged and orphans	S	S	S	S
	XI - Davao Region	-	-	-	-
N85121	Private hospitals, sanitaria and other similar activities	-	-	-	-
N85122	Private medical activities	-	-	-	-
N85129	Private medical, dental and other health services, n.e.c.	S	S	S	S
N85319	Social work with accomodation, n.e.c.	S	S	S	S
	XII - SOCCKSARGEN	-	149	-	-
N85121	Private hospitals, sanitaria and other similar activities	-	-	-	-
N85122	Private medical activities	-	-	-	-
N85313	Caring for the aged and orphans	S	S	S	S
N85314	Caring for the mentally and physically handicapped	S	S	S	S
	XIII - Caraga	-	-	-	-
N85121	Private hospitals, sanitaria and other similar activities	S	S	S	S
N85329	Social work without accomodation, n.e.c.	S	S	S	S
	Autonomous Region in Muslim Mindanao	-	-	-	-
N85121	Private hospitals, sanitaria and other similar activities	-	-	-	-

) - Combined Data

} - Combined Data

S - Suppressed Data

TABLE 7a.2 Number of Establishments and Losses and Damages to Tangible Fixed Assets by Type for Health and Social Work Establishments with Total Employment of 20 and Over by Region and Industry Sub-Class: Philippines, 2008

(Value in thousand pesos. Details may not add-up to total due to rounding and/or statistical disclosure control)

1994 PSIC Code	Region/ Industry Description	Number of Establishments	Losses and Damages to Tangible Fixed Assets			
			Total	Land	Buildings, Other Structures and Land Improvements	Transport Equipment
			(1)	(2)	(3)	(4)
	<b>Philippines</b>	<b>657</b>	<b>142,116</b>	<b>-</b>	<b>116,231</b>	<b>1,594</b>
N85121	Private hospitals, sanitarium and other similar activities	487	140,091	-	114,291	1,594
N85122	Private medical activities	95	672	-	587	-
N85123	Private dental and laboratory services	6	-	-	-	-
N85129	Private medical, dental and other health services, n.e.c.	28	-	-	-	-
N85190	Other hospital activities and medical and dental practices, n.e.c.	3	-	-	-	-
N85311	Child care services	7	1,354	-	1,354	-
N85313	Caring for the aged and orphans	S	S	S	S	S
N85314	Caring for the mentally and physically handicapped	3	-	-	-	-
N85315	Rehabilitation of people addicted to drugs or alcohol	S	S	S	S	S
N85319	Social work with accommodation, n.e.c.	5	-	-	-	-
N85321	Child-care activities (including for the handicapped)	4	-	-	-	-
N85322	Welfare and guidance counselling activities	S	S	S	S	S
N85323	Vocational rehabilitation and habilitation activities	S	S	S	S	S
N85324	Charitable activities	6	-	-	-	-
N85329	Social work without accommodation, n.e.c.	6	-	-	-	-
	<b>National Capital Region</b>	<b>197</b>	<b>103,316</b>	<b>-</b>	<b>103,231</b>	<b>-</b>
N85121	Private hospitals, sanitarium and other similar activities	84	101,963	-	101,877	-
N85122	Private medical activities	67	-	-	-	-
N85123	Private dental and laboratory services	6	-	-	-	-
N85129	Private medical, dental and other health services, n.e.c.	20	-	-	-	-
N85190	Other hospital activities and medical and dental practices, n.e.c.	S	S	S	S	S
N85311	Child care services	4	1,354	-	1,354	-
N85314	Caring for the mentally and physically handicapped	S	S	S	S	S
N85319	Social work with accommodation, n.e.c.	3	-	-	-	-
N85321	Child-care activities (including for the handicapped)	)	-	-	-	-
N85322	Welfare and guidance counselling activities	)	-	-	-	-
N85324	Charitable activities	5	-	-	-	-
N85329	Social work without accommodation, n.e.c.	S	S	S	S	S
	<b>Cordillera Administrative Region</b>	<b>6</b>	<b>-</b>	<b>-</b>	<b>-</b>	<b>-</b>
N85121	Private hospitals, sanitarium and other similar activities	S	S	S	S	S
N85329	Social work without accommodation, n.e.c.	S	S	S	S	S
	<b>I - Ilocos Region</b>	<b>30</b>	<b>-</b>	<b>-</b>	<b>-</b>	<b>-</b>
N85121	Private hospitals, sanitarium and other similar activities	30	-	-	-	-
	<b>II - Cagayan Valley</b>	<b>15</b>	<b>-</b>	<b>-</b>	<b>-</b>	<b>-</b>
N85121	Private hospitals, sanitarium and other similar activities	)	-	-	-	-
N85122	Private medical activities	)	15	-	-	-

TABLE 7a.2 Number of Establishments and Losses and Damages to Tangible Fixed Assets by Type for Health and Social Work Establishments with Total Employment of 20 and Over by Region and Industry Sub-Class: Philippines, 2008 (Continued)

(Value in thousand pesos. Details may not add-up to total due to rounding and/or statistical disclosure control)

1994 PSIC Code	Region/ Industry Description	Number of Establishments	Losses and Damages to Tangible Fixed Assets			
			Total	Land	Buildings, Other Structures and Land Improvements	Transport Equipment
			(1)	(2)	(3)	(4)
	III - Central Luzon	67	-	-	-	-
N85121	Private hospitals, sanitaria and other similar activities	62	-	-	-	-
N85122	Private medical activities )					
N85129	Private medical, dental and other health services, n.e.c. )	5	-	-	-	-
	IVA - CALABARZON	106	36,128	-	10,414	1,594
N85121	Private hospitals, sanitaria and other similar activities	97	36,128	-	10,414	1,594
N85122	Private medical activities	7	-	-	-	-
N85311	Child care services	S	S	S	S	S
N85329	Social work without accomodation, n.e.c.	S	S	S	S	S
	IVB - MIMAROPA	9	-	-	-	-
N85121	Private hospitals, sanitaria and other similar activities	S	S	S	S	S
N85329	Social work without accomodation, n.e.c.	S	S	S	S	S
	V - Bicol Region	24	2,672	-	2,587	-
N85121	Private hospitals, sanitaria and other similar activities	19	2,000	-	2,000	-
N85122	Private medical activities	S	S	S	S	S
N85315	Rehabilitaion of people addicted to drugs or alcohol	S	S	S	S	S
N85321	Child-care activities (including for the handicapped)	S	S	S	S	S
N85323	Vocational rehabilitation and habilitation activities	S	S	S	S	S
	VI - Western Visayas	22	-	-	-	-
N85121	Private hospitals, sanitaria and other similar activities	16	-	-	-	-
N85122	Private medical activities	S	S	S	S	S
N85129	Private medical, dental and other health services, n.e.c.	3	-	-	-	-
N85321	Child-care activities (including for the handicapped)	S	S	S	S	S
	VII - Central Visayas	41	-	-	-	-
N85121	Private hospitals, sanitaria and other similar activities	30	-	-	-	-
N85122	Private medical activities	5	-	-	-	-
N85129	Private medical, dental and other health services, n.e.c. )					
N85190	Other hospital activities and medical and dental practices, n.e.c. )	3	-	-	-	-
N85311	Child care services }					
N85319	Social work with accomodation, n.e.c. }	3	-	-	-	-
N85321	Child-care activities (including for the handicapped) }					
	VIII - Eastern Visayas	9	-	-	-	-
N85121	Private hospitals, sanitaria and other similar activities	S	S	S	S	S
N85311	Child care services	S	S	S	S	S

TABLE 7a.2 Number of Establishments and Losses and Damages to Tangible Fixed Assets by Type for Health and Social Work Establishments with Total Employment of 20 and Over by Region and Industry Sub-Class: Philippines, 2008 (Continued)

(Value in thousand pesos. Details may not add-up to total due to rounding and/or statistical disclosure control)

1994 PSIC Code	Region/ Industry Description	Number of Establishments	Losses and Damages to Tangible Fixed Assets			
			Total	Land	Buildings, Other Structures and Land Improvements	Transport Equipment
			(1)	(2)	(3)	(4)
	IX - Zamboanga Peninsula	22	-	-	-	-
N85121	Private hospitals, sanitaria and other similar activities	20	-	-	-	-
N85122	Private medical activities	S	S	S	S	S
N85324	Charitable activities	S	S	S	S	S
	X - Northern Mindanao	34	-	-	-	-
N85121	Private hospitals, sanitaria and other similar activities	32	-	-	-	-
N85122	Private medical activities	S	S	S	S	S
N85313	Caring for the aged and orphans	S	S	S	S	S
	XI - Davao Region	31	-	-	-	-
N85121	Private hospitals, sanitaria and other similar activities	25	-	-	-	-
N85122	Private medical activities	4	-	-	-	-
N85129	Private medical, dental and other health services, n.e.c.	S	S	S	S	S
N85319	Social work with accomodation, n.e.c.	S	S	S	S	S
	XII - SOCCKSARGEN	33	-	-	-	-
N85121	Private hospitals, sanitaria and other similar activities	28	-	-	-	-
N85122	Private medical activities	3	-	-	-	-
N85313	Caring for the aged and orphans	S	S	S	S	S
N85314	Caring for the mentally and physically handicapped	S	S	S	S	S
	XIII - Caraga	7	-	-	-	-
N85121	Private hospitals, sanitaria and other similar activities	S	S	S	S	S
N85329	Social work without accomodation, n.e.c.	S	S	S	S	S
	Autonomous Region in Muslim Mindanao	4	-	-	-	-
N85121	Private hospitals, sanitaria and other similar activities	4	-	-	-	-

TABLE 7a.2 Number of Establishments and Losses and Damages to Tangible Fixed Assets by Type for Health and Social Work Establishments with Total Employment of 20 and Over by Region and Industry Sub-Class: Philippines, 2008 (Continued)

(Value in thousand pesos. Details may not add-up to total due to rounding and/or statistical disclosure control)

1994 PSIC Code	Region/ Industry Description	Losses and Damages to Tangible Fixed Assets			
		ICT Machinery and Equipment	Other Machinery and Equipment	Valuables	Other Tangible Fixed Assets
		(6)	(7)	(8)	(9)
	<b>Philippines</b>	<b>4,205</b>	<b>19,353</b>	<b>733</b>	<b>-</b>
N85121	Private hospitals, sanitarium and other similar activities	4,205	19,268	733	-
N85122	Private medical activities	-	85	-	-
N85123	Private dental and laboratory services	-	-	-	-
N85129	Private medical, dental and other health services, n.e.c.	-	-	-	-
N85190	Other hospital activities and medical and dental practices, n.e.c.	-	-	-	-
N85311	Child care services	-	-	-	-
N85313	Caring for the aged and orphans	S	S	S	S
N85314	Caring for the mentally and physically handicapped	-	-	-	-
N85315	Rehabilitation of people addicted to drugs or alcohol	S	S	S	S
N85319	Social work with accommodation, n.e.c.	-	-	-	-
N85321	Child-care activities (including for the handicapped)	-	-	-	-
N85322	Welfare and guidance counselling activities	S	S	S	S
N85323	Vocational rehabilitation and habilitation activities	S	S	S	S
N85324	Charitable activities	-	-	-	-
N85329	Social work without accommodation, n.e.c.	-	-	-	-
	<b>National Capital Region</b>	<b>-</b>	<b>86</b>	<b>-</b>	<b>-</b>
N85121	Private hospitals, sanitarium and other similar activities	-	86	-	-
N85122	Private medical activities	-	-	-	-
N85123	Private dental and laboratory services	-	-	-	-
N85129	Private medical, dental and other health services, n.e.c.	-	-	-	-
N85190	Other hospital activities and medical and dental practices, n.e.c.	S	S	S	S
N85311	Child care services	-	-	-	-
N85314	Caring for the mentally and physically handicapped	S	S	S	S
N85319	Social work with accommodation, n.e.c.	-	-	-	-
N85321	Child-care activities (including for the handicapped)	)	-	-	-
N85322	Welfare and guidance counselling activities	)	-	-	-
N85324	Charitable activities	-	-	-	-
N85329	Social work without accommodation, n.e.c.	S	S	S	S
	<b>Cordillera Administrative Region</b>	<b>-</b>	<b>-</b>	<b>-</b>	<b>-</b>
N85121	Private hospitals, sanitarium and other similar activities	S	S	S	S
N85329	Social work without accommodation, n.e.c.	S	S	S	S
	<b>I - Ilocos Region</b>	<b>-</b>	<b>-</b>	<b>-</b>	<b>-</b>
N85121	Private hospitals, sanitarium and other similar activities	-	-	-	-
	<b>II - Cagayan Valley</b>	<b>-</b>	<b>-</b>	<b>-</b>	<b>-</b>
N85121	Private hospitals, sanitarium and other similar activities	)	-	-	-
N85122	Private medical activities	)	-	-	-



TABLE 7a.2 Number of Establishments and Losses and Damages to Tangible Fixed Assets by Type for Health and Social Work Establishments with Total Employment of 20 and Over by Region and Industry Sub-Class: Philippines, 2008 (Continued)

(Value in thousand pesos. Details may not add-up to total due to rounding and/or statistical disclosure control)

1994 PSIC Code	Region/ Industry Description	Losses and Damages to Tangible Fixed Assets			
		ICT Machinery and Equipment	Other Machinery and Equipment	Valuables	Other Tangible Fixed Assets
		(6)	(7)	(8)	(9)
	III - Central Luzon	-	-	-	-
N85121	Private hospitals, sanitaria and other similar activities	-	-	-	-
N85122	Private medical activities )	-	-	-	-
N85129	Private medical, dental and other health services, n.e.c. )	-	-	-	-
	IVA - CALABARZON	4,205	19,182	733	-
N85121	Private hospitals, sanitaria and other similar activities	4,205	19,182	733	-
N85122	Private medical activities	-	-	-	-
N85311	Child care services	S	S	S	S
N85329	Social work without accomodation, n.e.c.	S	S	S	S
	IVB - MIMAROPA	-	-	-	-
N85121	Private hospitals, sanitaria and other similar activities	S	S	S	S
N85329	Social work without accomodation, n.e.c.	S	S	S	S
	V - Bicol Region	-	85	-	-
N85121	Private hospitals, sanitaria and other similar activities	-	-	-	-
N85122	Private medical activities	S	S	S	S
N85315	Rehabilitaion of people addicted to drugs or alcohol	S	S	S	S
N85321	Child-care activities (including for the handicapped)	S	S	S	S
N85323	Vocational rehabilitation and habilitation activities	S	S	S	S
	VI - Western Visayas	-	-	-	-
N85121	Private hospitals, sanitaria and other similar activities	-	-	-	-
N85122	Private medical activities	S	S	S	S
N85129	Private medical, dental and other health services, n.e.c.	-	-	-	-
N85321	Child-care activities (including for the handicapped)	S	S	S	S
	VII - Central Visayas	-	-	-	-
N85121	Private hospitals, sanitaria and other similar activities	-	-	-	-
N85122	Private medical activities	-	-	-	-
N85129	Private medical, dental and other health services, n.e.c. )	-	-	-	-
N85190	Other hospital activities and medical and dental practices, n.e.c. )	-	-	-	-
N85311	Child care services }	-	-	-	-
N85319	Social work with accomodation, n.e.c. }	-	-	-	-
N85321	Child-care activities (including for the handicapped) }	-	-	-	-
	VIII - Eastern Visayas	-	-	-	-
N85121	Private hospitals, sanitaria and other similar activities	S	S	S	S
N85311	Child care services	S	S	S	S

TABLE 7a.2 Number of Establishments and Losses and Damages to Tangible Fixed Assets by Type for Health and Social Work Establishments with Total Employment of 20 and Over by Region and Industry Sub-Class: Philippines, 2008 (Concluded)

(Value in thousand pesos. Details may not add-up to total due to rounding and/or statistical disclosure control)

1994 PSIC Code	Region/ Industry Description	Losses and Damages to Tangible Fixed Assets			
		ICT Machinery and Equipment	Other Machinery and Equipment	Valuables	Other Tangible Fixed Assets
		(6)	(7)	(8)	(9)
	IX - Zamboanga Peninsula	-	-	-	-
N85121	Private hospitals, sanitaria and other similar activities	-	-	-	-
N85122	Private medical activities	S	S	S	S
N85324	Charitable activities	S	S	S	S
	X - Northern Mindanao	-	-	-	-
N85121	Private hospitals, sanitaria and other similar activities	-	-	-	-
N85122	Private medical activities	S	S	S	S
N85313	Caring for the aged and orphans	S	S	S	S
	XI - Davao Region	-	-	-	-
N85121	Private hospitals, sanitaria and other similar activities	-	-	-	-
N85122	Private medical activities	-	-	-	-
N85129	Private medical, dental and other health services, n.e.c.	S	S	S	S
N85319	Social work with accomodation, n.e.c.	S	S	S	S
	XII - SOCCKSARGEN	-	-	-	-
N85121	Private hospitals, sanitaria and other similar activities	-	-	-	-
N85122	Private medical activities	-	-	-	-
N85313	Caring for the aged and orphans	S	S	S	S
N85314	Caring for the mentally and physically handicapped	S	S	S	S
	XIII - Caraga	-	-	-	-
N85121	Private hospitals, sanitaria and other similar activities	S	S	S	S
N85329	Social work without accomodation, n.e.c.	S	S	S	S
	Autonomous Region in Muslim Mindanao	-	-	-	-
N85121	Private hospitals, sanitaria and other similar activities	-	-	-	-

) - Combined Data

} - Combined Data

S - Suppressed Data

TABLE 8a Number of Establishments and Book Value of Tangible Fixed Assets by Type for Health and Social Work Establishments with Total Employment of 20 and Over by Region and Industry Sub-Class: Philippines, 2008

(Value in thousand pesos. Details may not add-up to total due to rounding and/or statistical disclosure control)

1994 PSIC Code	Region/ Industry Description	Number of Establishments	Book Value of Tangible Fixed Assets			
			Total	Land	Buildings, Other Structures and Land Improvements	Transport Equipment
			(1)	(2)	(3)	(4)
	<b>Philippines</b>	<b>657</b>	<b>41,920,627</b>	<b>7,912,760</b>	<b>19,042,963</b>	<b>648,625</b>
N85121	Private hospitals, sanitaria and other similar activities	487	38,049,549	7,592,932	17,568,845	555,824
N85122	Private medical activities	95	2,111,981	90,394	404,501	26,023
N85123	Private dental and laboratory services	6	31,487	7,049	8,937	946
N85129	Private medical, dental and other health services, n.e.c.	28	459,629	68,712	88,014	29,419
N85190	Other hospital activities and medical and dental practices, n.e.c.	3	450,687	-	411,847	-
N85311	Child care services	7	371,877	64,647	265,566	9,595
N85313	Caring for the aged and orphans	S	S	S	S	S
N85314	Caring for the mentally and physically handicapped	3	14,894	2,873	9,596	124
N85315	Rehabilitation of people addicted to drugs or alcohol	S	S	S	S	S
N85319	Social work with accommodation, n.e.c.	5	79,252	31,845	36,562	4,210
N85321	Child-care activities (including for the handicapped)	4	23,974	2,880	14,946	1,959
N85322	Welfare and guidance counselling activities	S	S	S	S	S
N85323	Vocational rehabilitation and habilitation activities	S	S	S	S	S
N85324	Charitable activities	6	217,077	43,568	155,705	12,527
N85329	Social work without accommodation, n.e.c.	6	28,461	1,095	19,307	3,002
	<b>National Capital Region</b>	<b>197</b>	<b>22,866,080</b>	<b>4,738,008</b>	<b>9,591,873</b>	<b>365,315</b>
N85121	Private hospitals, sanitaria and other similar activities	84	20,694,091	4,608,312	9,270,723	307,312
N85122	Private medical activities	67	1,776,446	63,153	224,745	16,575
N85123	Private dental and laboratory services	6	31,487	7,049	8,937	946
N85129	Private medical, dental and other health services, n.e.c.	20	158,038	-	18,775	24,848
N85190	Other hospital activities and medical and dental practices, n.e.c.	S	S	S	S	S
N85311	Child care services	4	39,818	4,177	16,010	4,859
N85314	Caring for the mentally and physically handicapped	S	S	S	S	S
N85319	Social work with accommodation, n.e.c.	3	47,911	23,596	20,163	2,492
N85321	Child-care activities (including for the handicapped)	)	)	)	)	)
N85322	Welfare and guidance counselling activities	)	)	)	)	)
N85324	Charitable activities	5	51,510	27,968	15,256	5,554
N85329	Social work without accommodation, n.e.c.	S	S	S	S	S
	<b>Cordillera Administrative Region</b>	<b>6</b>	<b>71,680</b>	<b>10,002</b>	<b>42,221</b>	<b>2,630</b>
N85121	Private hospitals, sanitaria and other similar activities	S	S	S	S	S
N85329	Social work without accommodation, n.e.c.	S	S	S	S	S
	<b>I - Ilocos Region</b>	<b>30</b>	<b>548,140</b>	<b>67,565</b>	<b>342,257</b>	<b>9,465</b>
N85121	Private hospitals, sanitaria and other similar activities	30	548,140	67,565	342,257	9,465
	<b>II - Cagayan Valley</b>	<b>15</b>	<b>234,270</b>	<b>37,285</b>	<b>55,002</b>	<b>16,142</b>
N85121	Private hospitals, sanitaria and other similar activities	)	)	)	)	)
N85122	Private medical activities	)	)	)	)	)

TABLE 8a Number of Establishments and Book Value of Tangible Fixed Assets by Type for Health and Social Work Establishments with Total Employment of 20 and Over by Region and Industry Sub-Class: Philippines, 2008 (Continued)

(Value in thousand pesos. Details may not add-up to total due to rounding and/or statistical disclosure control)

1994 PSIC Code	Region/ Industry Description	Number of Establishments	Book Value of Tangible Fixed Assets			
			Total	Land	Buildings, Other Structures and Land Improvements	Transport Equipment
			(1)	(2)	(3)	(4)
	III - Central Luzon	67	1,896,112	252,544	874,069	36,624
N85121	Private hospitals, sanitaria and other similar activities	62	1,748,982	227,682	799,672	35,824
N85122	Private medical activities )					
N85129	Private medical, dental and other health services, n.e.c. )	5	147,130	24,863	74,397	801
	IVA - CALABARZON	106	5,851,105	1,225,783	3,186,972	57,549
N85121	Private hospitals, sanitaria and other similar activities	97	5,488,970	1,166,051	2,921,013	53,068
N85122	Private medical activities	7	51,030	23	35,377	438
N85311	Child care services	S	S	S	S	S
N85329	Social work without accomodation, n.e.c.	S	S	S	S	S
	IVB - MIMAROPA	9	149,591	21,565	69,926	2,517
N85121	Private hospitals, sanitaria and other similar activities	S	S	S	S	S
N85329	Social work without accomodation, n.e.c.	S	S	S	S	S
	V - Bicol Region	24	673,346	65,920	379,967	17,248
N85121	Private hospitals, sanitaria and other similar activities	19	589,209	58,656	310,939	12,753
N85122	Private medical activities	S	S	S	S	S
N85315	Rehabilitaion of people addicted to drugs or alcohol	S	S	S	S	S
N85321	Child-care activities (including for the handicapped)	S	S	S	S	S
N85323	Vocational rehabilitation and habilitation activities	S	S	S	S	S
	VI - Western Visayas	22	1,755,548	216,996	938,080	25,101
N85121	Private hospitals, sanitaria and other similar activities	16	1,621,146	167,237	908,130	24,934
N85122	Private medical activities	S	S	S	S	S
N85129	Private medical, dental and other health services, n.e.c.	3	129,842	49,259	27,298	112
N85321	Child-care activities (including for the handicapped)	S	S	S	S	S
	VII - Central Visayas	41	2,516,918	446,023	1,162,915	34,732
N85121	Private hospitals, sanitaria and other similar activities	30	1,954,743	433,667	719,869	26,836
N85122	Private medical activities	5	23,215	-	1,781	3,412
N85129	Private medical, dental and other health services, n.e.c. )					
N85190	Other hospital activities and medical and dental practices, n.e.c. )	3	521,360	10,000	428,500	3,374
N85311	Child care services )					
N85319	Social work with accomodation, n.e.c. )	3	17,601	2,356	12,764	1,110
N85321	Child-care activities (including for the handicapped) )					
	VIII - Eastern Visayas	9	173,030	12,263	88,571	4,815
N85121	Private hospitals, sanitaria and other similar activities	S	S	S	S	S
N85311	Child care services	S	S	S	S	S

TABLE 8a Number of Establishments and Book Value of Tangible Fixed Assets by Type for Health and Social Work Establishments with Total Employment of 20 and Over by Region and Industry Sub-Class: Philippines, 2008 (Continued)

(Value in thousand pesos. Details may not add-up to total due to rounding and/or statistical disclosure control)

1994 PSIC Code	Region/ Industry Description	Number of Establishments	Book Value of Tangible Fixed Assets			
			Total	Land	Buildings, Other Structures and Land Improvements	Transport Equipment
			(1)	(2)	(3)	(4)
	IX - Zamboanga Peninsula	22	762,597	132,428	407,461	16,916
N85121	Private hospitals, sanitaria and other similar activities	20	577,755	110,214	258,360	9,437
N85122	Private medical activities	S	S	S	S	S
N85324	Charitable activities	S	S	S	S	S
	X - Northern Mindanao	34	1,333,358	218,742	454,538	26,887
N85121	Private hospitals, sanitaria and other similar activities	32	1,324,087	217,242	451,138	25,487
N85122	Private medical activities	S	S	S	S	S
N85313	Caring for the aged and orphans	S	S	S	S	S
	XI - Davao Region	31	1,929,169	200,034	928,986	11,315
N85121	Private hospitals, sanitaria and other similar activities	25	1,842,365	193,961	891,807	10,339
N85122	Private medical activities	4	60,236	73	30,891	84
N85129	Private medical, dental and other health services, n.e.c.	S	S	S	S	S
N85319	Social work with accomodation, n.e.c.	S	S	S	S	S
	XII - SOCCKSARGEN	33	914,945	232,041	419,679	12,204
N85121	Private hospitals, sanitaria and other similar activities	28	842,917	229,420	375,051	8,797
N85122	Private medical activities	3	58,285	120	34,856	3,007
N85313	Caring for the aged and orphans	S	S	S	S	S
N85314	Caring for the mentally and physically handicapped	S	S	S	S	S
	XIII - Caraga	7	232,456	34,741	95,389	4,398
N85121	Private hospitals, sanitaria and other similar activities	S	S	S	S	S
N85329	Social work without accomodation, n.e.c.	S	S	S	S	S
	Autonomous Region in Muslim Mindanao	4	12,280	820	5,058	4,766
N85121	Private hospitals, sanitaria and other similar activities	4	12,280	820	5,058	4,766

TABLE 8a Number of Establishments and Book Value of Tangible Fixed Assets by Type for Health and Social Work Establishments with Total Employment of 20 and Over by Region and Industry Sub-Class: Philippines, 2008 (Continued)

(Value in thousand pesos. Details may not add-up to total due to rounding and/or statistical disclosure control)

1994 PSIC Code	Region/ Industry Description	Book Value of Tangible Fixed Assets			
		ICT Machinery and Equipment	Other Machinery and Equipment	Valuables	Other Tangible Fixed Assets
		(6)	(7)	(8)	(9)
	<b>Philippines</b>	<b>4,068,965</b>	<b>10,143,804</b>	<b>24,779</b>	<b>78,730</b>
N85121	Private hospitals, sanitarium and other similar activities	3,784,896	8,457,825	24,352	64,875
N85122	Private medical activities	198,475	1,389,180	-	3,407
N85123	Private dental and laboratory services	2,791	11,384	380	-
N85129	Private medical, dental and other health services, n.e.c.	43,161	219,908	-	10,416
N85190	Other hospital activities and medical and dental practices, n.e.c.	14,606	24,235	-	-
N85311	Child care services	12,736	19,332	-	-
N85313	Caring for the aged and orphans	S	S	S	S
N85314	Caring for the mentally and physically handicapped	1,345	957	-	-
N85315	Rehabilitation of people addicted to drugs or alcohol	S	S	S	S
N85319	Social work with accommodation, n.e.c.	2,153	4,451	-	32
N85321	Child-care activities (including for the handicapped)	247	3,894	47	-
N85322	Welfare and guidance counselling activities	S	S	S	S
N85323	Vocational rehabilitation and habilitation activities	S	S	S	S
N85324	Charitable activities	-	5,277	-	-
N85329	Social work without accommodation, n.e.c.	3,983	1,073	-	-
	<b>National Capital Region</b>	<b>2,764,583</b>	<b>5,362,815</b>	<b>16,627</b>	<b>26,859</b>
N85121	Private hospitals, sanitarium and other similar activities	2,538,591	3,926,215	16,200	26,738
N85122	Private medical activities	180,587	1,291,264	-	121
N85123	Private dental and laboratory services	2,791	11,384	380	-
N85129	Private medical, dental and other health services, n.e.c.	26,857	87,559	-	-
N85190	Other hospital activities and medical and dental practices, n.e.c.	S	S	S	S
N85311	Child care services	4,256	10,515	-	-
N85314	Caring for the mentally and physically handicapped	S	S	S	S
N85319	Social work with accommodation, n.e.c.	1,105	556	-	-
N85321	Child-care activities (including for the handicapped)	)	)	)	)
N85322	Welfare and guidance counselling activities	)	)	)	)
N85324	Charitable activities	-	2,731	-	-
N85329	Social work without accommodation, n.e.c.	S	S	S	S
	<b>Cordillera Administrative Region</b>	<b>863</b>	<b>15,964</b>	<b>-</b>	<b>-</b>
N85121	Private hospitals, sanitarium and other similar activities	S	S	S	S
N85329	Social work without accommodation, n.e.c.	S	S	S	S
	<b>I - Ilocos Region</b>	<b>80,319</b>	<b>48,349</b>	<b>-</b>	<b>186</b>
N85121	Private hospitals, sanitarium and other similar activities	80,319	48,349	-	186
	<b>II - Cagayan Valley</b>	<b>59,620</b>	<b>66,059</b>	<b>95</b>	<b>66</b>
N85121	Private hospitals, sanitarium and other similar activities	)	)	)	)
N85122	Private medical activities	)	)	)	)

TABLE 8a Number of Establishments and Book Value of Tangible Fixed Assets by Type for Health and Social Work Establishments with Total Employment of 20 and Over by Region and Industry Sub-Class: Philippines, 2008 (Continued)

(Value in thousand pesos. Details may not add-up to total due to rounding and/or statistical disclosure control)

1994 PSIC Code	Region/ Industry Description	Book Value of Tangible Fixed Assets			
		ICT Machinery and Equipment	Other Machinery and Equipment	Valuables	Other Tangible Fixed Assets
		(6)	(7)	(8)	(9)
	III - Central Luzon	115,462	602,040	1,829	13,544
N85121	Private hospitals, sanitaria and other similar activities	112,544	568,304	1,829	3,128
N85122	Private medical activities	)	)	)	)
N85129	Private medical, dental and other health services, n.e.c.	2,919	33,736	-	10,416
	IVA - CALABARZON	316,679	1,052,256	6,038	5,828
N85121	Private hospitals, sanitaria and other similar activities	302,282	1,034,690	6,038	5,828
N85122	Private medical activities	6,550	8,641	-	-
N85311	Child care services	S	S	S	S
N85329	Social work without accomodation, n.e.c.	S	S	S	S
	IVB - MIMAROPA	8,406	47,178	-	-
N85121	Private hospitals, sanitaria and other similar activities	S	S	S	S
N85329	Social work without accomodation, n.e.c.	S	S	S	S
	V - Bicol Region	100,376	109,541	-	295
N85121	Private hospitals, sanitaria and other similar activities	99,605	106,962	-	295
N85122	Private medical activities	S	S	S	S
N85315	Rehabilitaion of people addicted to drugs or alcohol	S	S	S	S
N85321	Child-care activities (including for the handicapped)	S	S	S	S
N85323	Vocational rehabilitation and habilitation activities	S	S	S	S
	VI - Western Visayas	73,212	502,012	-	147
N85121	Private hospitals, sanitaria and other similar activities	71,556	449,142	-	147
N85122	Private medical activities	S	S	S	S
N85129	Private medical, dental and other health services, n.e.c.	1,402	51,771	-	-
N85321	Child-care activities (including for the handicapped)	S	S	S	S
	VII - Central Visayas	105,695	762,576	150	4,827
N85121	Private hospitals, sanitaria and other similar activities	77,740	694,925	150	1,556
N85122	Private medical activities	3,277	11,474	-	3,271
N85129	Private medical, dental and other health services, n.e.c.	)	)	)	)
N85190	Other hospital activities and medical and dental practices, n.e.c.	23,329	56,157	-	-
N85311	Child care services	)	)	)	)
N85319	Social work with accomodation, n.e.c.	1,349	20	-	-
N85321	Child-care activities (including for the handicapped)	)	)	)	)
	VIII - Eastern Visayas	28,793	38,588	-	-
N85121	Private hospitals, sanitaria and other similar activities	S	S	S	S
N85311	Child care services	S	S	S	S

TABLE 8a Number of Establishments and Book Value of Tangible Fixed Assets by Type for Health and Social Work Establishments with Total Employment of 20 and Over by Region and Industry Sub-Class: Philippines, 2008 (Concluded)

(Value in thousand pesos. Details may not add-up to total due to rounding and/or statistical disclosure control)

1994 PSIC Code	Region/ Industry Description	Book Value of Tangible Fixed Assets			
		ICT Machinery and Equipment	Other Machinery and Equipment	Valuables	Other Tangible Fixed Assets
		(6)	(7)	(8)	(9)
	IX - Zamboanga Peninsula	48,755	146,051	-	10,986
N85121	Private hospitals, sanitaria and other similar activities	48,083	140,690	-	10,972
N85122	Private medical activities	S	S	S	S
N85324	Charitable activities	S	S	S	S
	X - Northern Mindanao	84,886	547,114	-	1,191
N85121	Private hospitals, sanitaria and other similar activities	84,651	544,378	-	1,191
N85122	Private medical activities	S	S	S	S
N85313	Caring for the aged and orphans	S	S	S	S
	XI - Davao Region	163,564	611,650	-	13,619
N85121	Private hospitals, sanitaria and other similar activities	162,682	569,988	-	13,587
N85122	Private medical activities	842	28,346	-	-
N85129	Private medical, dental and other health services, n.e.c.	S	S	S	S
N85319	Social work with accomodation, n.e.c.	S	S	S	S
	XII - SOCCKSARGEN	110,574	139,388	40	1,019
N85121	Private hospitals, sanitaria and other similar activities	106,289	122,301	40	1,019
N85122	Private medical activities	4,285	16,016	-	-
N85313	Caring for the aged and orphans	S	S	S	S
N85314	Caring for the mentally and physically handicapped	S	S	S	S
	XIII - Caraga	6,244	91,609	-	76
N85121	Private hospitals, sanitaria and other similar activities	S	S	S	S
N85329	Social work without accomodation, n.e.c.	S	S	S	S
	Autonomous Region in Muslim Mindanao	934	615	-	87
N85121	Private hospitals, sanitaria and other similar activities	934	615	-	87

) - Combined Data

) - Combined Data

S - Suppressed Data



TABLE 8a.1 Number of Establishments and Value of Intangible Assets by Type for Health and Social Work Establishments with Total Employment of 20 and Over by Region and Industry Sub-Class: Philippines, 2008

(Value in thousand pesos. Details may not add-up to total due to rounding and/or statistical disclosure control)

1994 PSIC Code	Region/ Industry Description	Number of Establishments	Value of Intangible Assets as of December 31				
			Total	Intangible Non- Produced Assets	Computer Software and Data Bases	Other Intangible Assets	
			(1)	(2)	(3)	(4)	(5)
	<b>Philippines</b>	<b>657</b>	<b>199,348</b>	<b>36,391</b>	<b>148,138</b>	<b>14,820</b>	
N85121	Private hospitals, sanitarium and other similar activities	487	162,259	34,313	113,126	14,820	
N85122	Private medical activities	95	19,091	1,840	17,250	-	
N85123	Private dental and laboratory services	6	-	-	-	-	
N85129	Private medical, dental and other health services, n.e.c.	28	4,929	-	4,929	-	
N85190	Other hospital activities and medical and dental practices, n.e.c.	3	8,868	-	8,868	-	
N85311	Child care services	7	2,278	-	2,278	-	
N85313	Caring for the aged and orphans	S	S	S	S	S	
N85314	Caring for the mentally and physically handicapped	3	-	-	-	-	
N85315	Rehabilitation of people addicted to drugs or alcohol	S	S	S	S	S	
N85319	Social work with accommodation, n.e.c.	5	113	-	113	-	
N85321	Child-care activities (including for the handicapped)	4	20	-	20	-	
N85322	Welfare and guidance counselling activities	S	S	S	S	S	
N85323	Vocational rehabilitation and habilitation activities	S	S	S	S	S	
N85324	Charitable activities	6	1,450	-	1,450	-	
N85329	Social work without accommodation, n.e.c.	6	341	238	103	-	
	<b>National Capital Region</b>	<b>197</b>	<b>91,856</b>	<b>1,840</b>	<b>90,016</b>	<b>-</b>	
N85121	Private hospitals, sanitarium and other similar activities	84	56,988	-	56,988	-	
N85122	Private medical activities	67	17,231	1,840	15,390	-	
N85123	Private dental and laboratory services	6	-	-	-	-	
N85129	Private medical, dental and other health services, n.e.c.	20	4,929	-	4,929	-	
N85190	Other hospital activities and medical and dental practices, n.e.c.	S	S	S	S	S	
N85311	Child care services	4	2,278	-	2,278	-	
N85314	Caring for the mentally and physically handicapped	S	S	S	S	S	
N85319	Social work with accommodation, n.e.c.	3	113	-	113	-	
N85321	Child-care activities (including for the handicapped)	)	-	-	-	-	
N85322	Welfare and guidance counselling activities	)	-	-	-	-	
N85324	Charitable activities	5	1,450	-	1,450	-	
N85329	Social work without accommodation, n.e.c.	S	S	S	S	S	
	<b>Cordillera Administrative Region</b>	<b>6</b>	<b>78</b>	<b>-</b>	<b>78</b>	<b>-</b>	
N85121	Private hospitals, sanitarium and other similar activities	S	S	S	S	S	
N85329	Social work without accommodation, n.e.c.	S	S	S	S	S	
	<b>I - Ilocos Region</b>	<b>30</b>	<b>1,526</b>	<b>-</b>	<b>1,526</b>	<b>-</b>	
N85121	Private hospitals, sanitarium and other similar activities	30	1,526	-	1,526	-	
	<b>II - Cagayan Valley</b>	<b>15</b>	<b>435</b>	<b>-</b>	<b>324</b>	<b>111</b>	
N85121	Private hospitals, sanitarium and other similar activities	)	-	-	-	-	
N85122	Private medical activities	)	15	435	-	324	111

TABLE 8a.1 Number of Establishments and Value of Intangible Assets by Type for Health and Social Work Establishments with Total Employment of 20 and Over by Region and Industry Sub-Class: Philippines, 2008 (Continued)

(Value in thousand pesos. Details may not add-up to total due to rounding and/or statistical disclosure control)

1994 PSIC Code	Region/ Industry Description	Number of Establishments	Value of Intangible Assets as of December 31			
			Total	Intangible Non- Produced Assets	Computer Software and Data Bases	Other Intangible Assets
			(1)	(2)	(3)	(4)
	III - Central Luzon	67	9,360	2,600	6,760	-
N85121	Private hospitals, sanitaria and other similar activities	62	9,360	2,600	6,760	-
N85122	Private medical activities )					
N85129	Private medical, dental and other health services, n.e.c. )	5	-	-	-	-
	IVA - CALABARZON	106	39,587	30,928	8,659	-
N85121	Private hospitals, sanitaria and other similar activities	97	39,324	30,690	8,634	-
N85122	Private medical activities	7	-	-	-	-
N85311	Child care services	S	S	S	S	S
N85329	Social work without accomodation, n.e.c.	S	S	S	S	S
	IVB - MIMAROPA	9	-	-	-	-
N85121	Private hospitals, sanitaria and other similar activities	S	S	S	S	S
N85329	Social work without accomodation, n.e.c.	S	S	S	S	S
	V - Bicol Region	24	1,320	-	1,320	-
N85121	Private hospitals, sanitaria and other similar activities	19	1,320	-	1,320	-
N85122	Private medical activities	S	S	S	S	S
N85315	Rehabilitaion of people addicted to drugs or alcohol	S	S	S	S	S
N85321	Child-care activities (including for the handicapped)	S	S	S	S	S
N85323	Vocational rehabilitation and habilitation activities	S	S	S	S	S
	VI - Western Visayas	22	16,867	-	16,867	-
N85121	Private hospitals, sanitaria and other similar activities	16	16,867	-	16,867	-
N85122	Private medical activities	S	S	S	S	S
N85129	Private medical, dental and other health services, n.e.c.	3	-	-	-	-
N85321	Child-care activities (including for the handicapped)	S	S	S	S	S
	VII - Central Visayas	41	8,315	-	8,315	-
N85121	Private hospitals, sanitaria and other similar activities	30	8,295	-	8,295	-
N85122	Private medical activities	5	-	-	-	-
N85129	Private medical, dental and other health services, n.e.c. )					
N85190	Other hospital activities and medical and dental practices, n.e.c. )	3	-	-	-	-
N85311	Child care services }					
N85319	Social work with accomodation, n.e.c. }	3	20	-	20	-
N85321	Child-care activities (including for the handicapped) }					
	VIII - Eastern Visayas	9	-	-	-	-
N85121	Private hospitals, sanitaria and other similar activities	S	S	S	S	S
N85311	Child care services	S	S	S	S	S

TABLE 8a.1 Number of Establishments and Value of Intangible Assets by Type for Health and Social Work Establishments with Total Employment of 20 and Over by Region and Industry Sub-Class: Philippines, 2008 (Concluded)

(Value in thousand pesos. Details may not add-up to total due to rounding and/or statistical disclosure control)

1994 PSIC Code	Region/ Industry Description	Number of Establishments	Value of Intangible Assets as of December 31			
			Total	Intangible Non- Produced Assets	Computer Software and Data Bases	Other Intangible Assets
			(1)	(2)	(3)	(4)
	IX - Zamboanga Peninsula	22	6,423	-	6,423	-
N85121	Private hospitals, sanitaria and other similar activities	20	6,413	-	6,413	-
N85122	Private medical activities	S	S	S	S	S
N85324	Charitable activities	S	S	S	S	S
	X - Northern Mindanao	34	1,700	-	1,700	-
N85121	Private hospitals, sanitaria and other similar activities	32	1,700	-	1,700	-
N85122	Private medical activities	S	S	S	S	S
N85313	Caring for the aged and orphans	S	S	S	S	S
	XI - Davao Region	31	9,559	-	1,779	7,779
N85121	Private hospitals, sanitaria and other similar activities	25	9,559	-	1,779	7,779
N85122	Private medical activities	4	-	-	-	-
N85129	Private medical, dental and other health services, n.e.c.	S	S	S	S	S
N85319	Social work with accomodation, n.e.c.	S	S	S	S	S
	XII - SOCCKSARGEN	33	12,322	1,023	4,370	6,929
N85121	Private hospitals, sanitaria and other similar activities	28	10,472	1,023	2,520	6,929
N85122	Private medical activities	3	1,850	-	1,850	-
N85313	Caring for the aged and orphans	S	S	S	S	S
N85314	Caring for the mentally and physically handicapped	S	S	S	S	S
	XIII - Caraga	7	-	-	-	-
N85121	Private hospitals, sanitaria and other similar activities	S	S	S	S	S
N85329	Social work without accomodation, n.e.c.	S	S	S	S	S
	Autonomous Region in Muslim Mindanao	4	-	-	-	-
N85121	Private hospitals, sanitaria and other similar activities	4	-	-	-	-

) - Combined Data

) - Combined Data

S - Suppressed Data

TABLE 9a Number of Establishments and Value of Inventories by Type for Health and Social Work Establishments with Total Employment of 20 and Over by Region and Industry Sub-Class: Philippines, 2008

(Value in thousand pesos. Details may not add-up to total due to rounding and/or statistical disclosure control)

1994 PSIC Code	Region/ Industry Description	Number of Establishments	Value of Inventories as of January 1				
			Total	Materials and Supplies	Fuels, Lubricants, Oils and Greases	Goods for Resale	Other Inventories
			(1)	(2)	(3)	(4)	(5)
	<b>Philippines</b>	<b>657</b>	<b>2,814,610</b>	<b>2,020,978</b>	<b>41,117</b>	<b>740,166</b>	<b>12,349</b>
N85121	Private hospitals, sanitaria and other similar activities	487	2,512,373	1,738,820	41,078	720,126	12,349
N85122	Private medical activities	95	233,370	214,434	37	18,900	-
N85123	Private dental and laboratory services	6	2,903	2,903	-	-	-
N85129	Private medical, dental and other health services, n.e.c.	28	20,411	19,270	-	1,141	-
N85190	Other hospital activities and medical and dental practices, n.e.c.	3	27,229	27,229	-	-	-
N85311	Child care services	7	404	402	2	-	-
N85313	Caring for the aged and orphans	S	S	S	S	S	S
N85314	Caring for the mentally and physically handicapped	3	100	100	-	-	-
N85315	Rehabilitation of people addicted to drugs or alcohol	S	S	S	S	S	S
N85319	Social work with accommodation, n.e.c.	5	891	891	-	-	-
N85321	Child-care activities (including for the handicapped)	4	1,167	1,167	-	-	-
N85322	Welfare and guidance counselling activities	S	S	S	S	S	S
N85323	Vocational rehabilitation and habilitation activities	S	S	S	S	S	S
N85324	Charitable activities	6	280	280	-	-	-
N85329	Social work without accommodation, n.e.c.	6	15,482	15,482	-	-	-
	<b>National Capital Region</b>	<b>197</b>	<b>1,243,527</b>	<b>1,159,657</b>	<b>-</b>	<b>83,870</b>	<b>-</b>
N85121	Private hospitals, sanitaria and other similar activities	84	990,694	910,689	-	80,005	-
N85122	Private medical activities	67	210,751	206,886	-	3,865	-
N85123	Private dental and laboratory services	6	2,903	2,903	-	-	-
N85129	Private medical, dental and other health services, n.e.c.	20	9,810	9,810	-	-	-
N85190	Other hospital activities and medical and dental practices, n.e.c.	S	S	S	S	S	S
N85311	Child care services	4	397	397	-	-	-
N85314	Caring for the mentally and physically handicapped	S	S	S	S	S	S
N85319	Social work with accommodation, n.e.c.	3	891	891	-	-	-
N85321	Child-care activities (including for the handicapped)	)					
N85322	Welfare and guidance counselling activities	)	3	1,117	1,117	-	-
N85324	Charitable activities		5	-	-	-	-
N85329	Social work without accommodation, n.e.c.	S	S	S	S	S	-
	<b>Cordillera Administrative Region</b>	<b>6</b>	<b>7,059</b>	<b>7,059</b>	<b>-</b>	<b>-</b>	<b>-</b>
N85121	Private hospitals, sanitaria and other similar activities	S	S	S	S	S	-
N85329	Social work without accommodation, n.e.c.	S	S	S	S	S	-
	<b>I - Ilocos Region</b>	<b>30</b>	<b>72,139</b>	<b>27,389</b>	<b>10</b>	<b>44,741</b>	<b>-</b>
N85121	Private hospitals, sanitaria and other similar activities		30	72,139	27,389	10	44,741
	<b>II - Cagayan Valley</b>	<b>15</b>	<b>32,244</b>	<b>10,954</b>	<b>-</b>	<b>21,290</b>	<b>-</b>
N85121	Private hospitals, sanitaria and other similar activities	)					
N85122	Private medical activities	)	15	32,244	10,954	-	21,290

TABLE 9a Number of Establishments and Value of Inventories by Type for Health and Social Work Establishments with Total Employment of 20 and Over by Region and Industry Sub-Class: Philippines, 2008 (Continued)

(Value in thousand pesos. Details may not add-up to total due to rounding and/or statistical disclosure control)

1994 PSIC Code	Region/ Industry Description	Number of Establishments	Value of Inventories as of January 1				
			Total	Materials and Supplies	Fuels, Lubricants, Oils and Greases	Goods for Resale	Other Inventories
			(1)	(2)	(3)	(4)	(5)
	III - Central Luzon	67	178,258	121,367	250	56,642	-
N85121	Private hospitals, sanitaria and other similar activities	62	175,136	118,244	250	56,642	-
N85122	Private medical activities	)					
N85129	Private medical, dental and other health services, n.e.c.	)	5	3,123	3,123	-	-
	IVA - CALABARZON	106	346,462	159,266	4	174,844	12,349
N85121	Private hospitals, sanitaria and other similar activities	97	345,574	158,377	4	174,844	12,349
N85122	Private medical activities	7	888	888	-	-	-
N85311	Child care services	S	S	S	S	S	S
N85329	Social work without accomodation, n.e.c.	S	S	S	S	S	S
	IVB - MIMAROPA	9	21,385	16,910	-	4,475	-
N85121	Private hospitals, sanitaria and other similar activities	S	S	S	S	S	S
N85329	Social work without accomodation, n.e.c.	S	S	S	S	S	S
	V - Bicol Region	24	46,377	34,584	-	11,793	-
N85121	Private hospitals, sanitaria and other similar activities	19	46,289	34,584	-	11,705	-
N85122	Private medical activities	S	S	S	S	S	S
N85315	Rehabilitaion of people addicted to drugs or alcohol	S	S	S	S	S	S
N85321	Child-care activities (including for the handicapped)	S	S	S	S	S	S
N85323	Vocational rehabilitation and habilitation activities	S	S	S	S	S	S
	VI - Western Visayas	22	176,497	124,925	48	51,524	-
N85121	Private hospitals, sanitaria and other similar activities	16	171,327	119,755	48	51,524	-
N85122	Private medical activities	S	S	S	S	S	S
N85129	Private medical, dental and other health services, n.e.c.	3	5,170	5,170	-	-	-
N85321	Child-care activities (including for the handicapped)	S	S	S	S	S	S
	VII - Central Visayas	41	184,479	114,048	29	70,402	-
N85121	Private hospitals, sanitaria and other similar activities	30	178,251	107,820	29	70,402	-
N85122	Private medical activities	5	5,304	5,304	-	-	-
N85129	Private medical, dental and other health services, n.e.c.	)					
N85190	Other hospital activities and medical and dental practices, n.e.c.	)	3	874	874	-	-
N85311	Child care services	}					
N85319	Social work with accomodation, n.e.c.	}	3	50	50	-	-
N85321	Child-care activities (including for the handicapped)	}					
	VIII - Eastern Visayas	9	45,879	40,200	2	5,676	-
N85121	Private hospitals, sanitaria and other similar activities	S	S	S	S	S	S
N85311	Child care services	S	S	S	S	S	S

TABLE 9a Number of Establishments and Value of Inventories by Type for Health and Social Work Establishments with Total Employment of 20 and Over by Region and Industry Sub-Class: Philippines, 2008 (Continued)

(Value in thousand pesos. Details may not add-up to total due to rounding and/or statistical disclosure control)

1994 PSIC Code	Region/ Industry Description	Number of Establishments	Value of Inventories as of January 1				
			Total	Materials and Supplies	Fuels, Lubricants, Oils and Greases	Goods for Resale	Other Inventories
			(1)	(2)	(3)	(4)	(5)
	IX - Zamboanga Peninsula	22	38,429	3,553	67	34,809	-
N85121	Private hospitals, sanitaria and other similar activities	20	33,266	3,273	67	29,927	-
N85122	Private medical activities	S	S	S	S	S	S
N85324	Charitable activities	S	S	S	S	S	S
	X - Northern Mindanao	34	51,022	22,785	36	28,202	-
N85121	Private hospitals, sanitaria and other similar activities	32	50,615	22,524	-	28,091	-
N85122	Private medical activities	S	S	S	S	S	S
N85313	Caring for the aged and orphans	S	S	S	S	S	S
	XI - Davao Region	31	228,031	106,024	40,638	81,369	-
N85121	Private hospitals, sanitaria and other similar activities	25	224,700	104,374	40,638	79,687	-
N85122	Private medical activities	4	939	398	-	541	-
N85129	Private medical, dental and other health services, n.e.c.	S	S	S	S	S	S
N85319	Social work with accommodation, n.e.c.	S	S	S	S	S	S
	XII - SOCCKSARGEN	33	114,228	59,311	30	54,887	-
N85121	Private hospitals, sanitaria and other similar activities	28	104,202	58,699	29	45,475	-
N85122	Private medical activities	3	10,026	612	1	9,412	-
N85313	Caring for the aged and orphans	S	S	S	S	S	S
N85314	Caring for the mentally and physically handicapped	S	S	S	S	S	S
	XIII - Caraga	7	26,584	11,112	5	15,467	-
N85121	Private hospitals, sanitaria and other similar activities	S	S	S	S	S	S
N85329	Social work without accommodation, n.e.c.	S	S	S	S	S	S
	Autonomous Region in Muslim Mindanao	4	2,010	1,835	-	175	-
N85121	Private hospitals, sanitaria and other similar activities	4	2,010	1,835	-	175	-

TABLE 9a Number of Establishments and Value of Inventories by Type for Health and Social Work Establishments with Total Employment of 20 and Over by Region and Industry Sub-Class: Philippines, 2008

(Value in thousand pesos. Details may not add-up to total due to rounding and/or statistical disclosure control)

1994 PSIC Code	Region/ Industry Description	Value of Inventories as of December 31				
		Total	Materials and Supplies	Fuels, Lubricants, Oils and Greases	Goods for Resale	Other Inventories
		(7)	(8)	(9)	(10)	(11)
	<b>Philippines</b>	<b>3,291,854</b>	<b>2,368,790</b>	<b>40,687</b>	<b>869,214</b>	<b>13,163</b>
N85121	Private hospitals, sanitaria and other similar activities	2,919,760	2,013,626	40,640	852,475	13,019
N85122	Private medical activities	305,115	289,426	46	15,499	144
N85123	Private dental and laboratory services	3,559	3,559	-	-	-
N85129	Private medical, dental and other health services, n.e.c.	18,751	17,511	-	1,240	-
N85190	Other hospital activities and medical and dental practices, n.e.c.	28,409	28,409	-	-	-
N85311	Child care services	401	399	2	-	-
N85313	Caring for the aged and orphans	S	S	S	S	S
N85314	Caring for the mentally and physically handicapped	150	150	-	-	-
N85315	Rehabilitation of people addicted to drugs or alcohol	S	S	S	S	S
N85319	Social work with accommodation, n.e.c.	757	757	-	-	-
N85321	Child-care activities (including for the handicapped)	1,053	1,053	-	-	-
N85322	Welfare and guidance counselling activities	S	S	S	S	S
N85323	Vocational rehabilitation and habilitation activities	S	S	S	S	S
N85324	Charitable activities	450	450	-	-	-
N85329	Social work without accommodation, n.e.c.	13,449	13,449	-	-	-
	<b>National Capital Region</b>	<b>1,422,538</b>	<b>1,342,753</b>	<b>-</b>	<b>79,785</b>	<b>-</b>
N85121	Private hospitals, sanitaria and other similar activities	1,095,624	1,020,682	-	74,942	-
N85122	Private medical activities	284,647	279,804	-	4,843	-
N85123	Private dental and laboratory services	3,559	3,559	-	-	-
N85129	Private medical, dental and other health services, n.e.c.	8,342	8,342	-	-	-
N85190	Other hospital activities and medical and dental practices, n.e.c.	S	S	S	S	S
N85311	Child care services	397	397	-	-	-
N85314	Caring for the mentally and physically handicapped	S	S	S	S	S
N85319	Social work with accommodation, n.e.c.	725	725	-	-	-
N85321	Child-care activities (including for the handicapped)	)	)	)	)	)
N85322	Welfare and guidance counselling activities	)	)	)	)	)
N85324	Charitable activities	-	-	-	-	-
N85329	Social work without accommodation, n.e.c.	S	S	S	S	S
	<b>Cordillera Administrative Region</b>	<b>8,590</b>	<b>8,590</b>	<b>-</b>	<b>-</b>	<b>-</b>
N85121	Private hospitals, sanitaria and other similar activities	S	S	S	S	S
N85329	Social work without accommodation, n.e.c.	S	S	S	S	S
	<b>I - Ilocos Region</b>	<b>79,001</b>	<b>36,727</b>	<b>-</b>	<b>42,274</b>	<b>-</b>
N85121	Private hospitals, sanitaria and other similar activities	79,001	36,727	-	42,274	-
	<b>II - Cagayan Valley</b>	<b>37,787</b>	<b>15,208</b>	<b>-</b>	<b>22,579</b>	<b>-</b>
N85121	Private hospitals, sanitaria and other similar activities	)	)	)	)	)
N85122	Private medical activities	)	)	)	)	)

TABLE 9a Number of Establishments and Value of Inventories by Type for Health and Social Work Establishments with Total Employment of 20 and Over by Region and Industry Sub-Class: Philippines, 2008 (Continued)

(Value in thousand pesos. Details may not add-up to total due to rounding and/or statistical disclosure control)

1994 PSIC Code	Region/ Industry Description	Value of Inventories as of December 31				
		Total	Materials and Supplies	Fuels, Lubricants, Oils and Greases	Goods for Resale	Other Inventories
		(7)	(8)	(9)	(10)	(11)
	III - Central Luzon	218,885	151,759	118	67,008	-
N85121	Private hospitals, sanitaria and other similar activities	214,813	147,687	118	67,008	-
N85122	Private medical activities	)	)	)	)	)
N85129	Private medical, dental and other health services, n.e.c.	4,072	4,072	-	-	-
	IVA - CALABARZON	443,947	199,095	4	231,829	13,019
N85121	Private hospitals, sanitaria and other similar activities	443,046	198,194	4	231,829	13,019
N85122	Private medical activities	901	901	-	-	-
N85311	Child care services	S	S	S	S	S
N85329	Social work without accomodation, n.e.c.	S	S	S	S	S
	IVB - MIMAROPA	26,803	14,626	-	12,177	-
N85121	Private hospitals, sanitaria and other similar activities	S	S	S	S	S
N85329	Social work without accomodation, n.e.c.	S	S	S	S	S
	V - Bicol Region	55,992	43,907	596	11,490	-
N85121	Private hospitals, sanitaria and other similar activities	55,772	43,907	596	11,269	-
N85122	Private medical activities	S	S	S	S	S
N85315	Rehabilitaion of people addicted to drugs or alcohol	S	S	S	S	S
N85321	Child-care activities (including for the handicapped)	S	S	S	S	S
N85323	Vocational rehabilitation and habilitation activities	S	S	S	S	S
	VI - Western Visayas	193,590	142,063	63	51,320	144
N85121	Private hospitals, sanitaria and other similar activities	189,143	137,760	63	51,320	-
N85122	Private medical activities	S	S	S	S	S
N85129	Private medical, dental and other health services, n.e.c.	4,144	4,144	-	-	-
N85321	Child-care activities (including for the handicapped)	S	S	S	S	S
	VII - Central Visayas	231,708	127,118	60	104,530	-
N85121	Private hospitals, sanitaria and other similar activities	226,281	121,691	60	104,530	-
N85122	Private medical activities	4,841	4,841	-	-	-
N85129	Private medical, dental and other health services, n.e.c.	)	)	)	)	)
N85190	Other hospital activities and medical and dental practices, n.e.c.	509	509	-	-	-
N85311	Child care services	)	)	)	)	)
N85319	Social work with accomodation, n.e.c.	78	78	-	-	-
N85321	Child-care activities (including for the handicapped)	)	)	)	)	)
	VIII - Eastern Visayas	45,282	39,162	2	6,119	-
N85121	Private hospitals, sanitaria and other similar activities	S	S	S	S	S
N85311	Child care services	S	S	S	S	S



TABLE 9a Number of Establishments and Value of Inventories by Type for Health and Social Work Establishments with Total Employment of 20 and Over by Region and Industry Sub-Class: Philippines, 2008 (Concluded)

(Value in thousand pesos. Details may not add-up to total due to rounding and/or statistical disclosure control)

1994 PSIC Code	Region/ Industry Description	Value of Inventories as of December 31				
		Total	Materials and Supplies	Fuels, Lubricants, Oils and Greases	Goods for Resale	Other Inventories
		(7)	(8)	(9)	(10)	(11)
	IX - Zamboanga Peninsula	70,363	28,233	100	42,031	-
N85121	Private hospitals, sanitaria and other similar activities	66,014	27,783	100	38,131	-
N85122	Private medical activities	S	S	S	S	S
N85324	Charitable activities	S	S	S	S	S
	X - Northern Mindanao	62,151	34,330	41	27,780	-
N85121	Private hospitals, sanitaria and other similar activities	61,708	34,059	-	27,648	-
N85122	Private medical activities	S	S	S	S	S
N85313	Caring for the aged and orphans	S	S	S	S	S
	XI - Davao Region	237,923	106,299	39,681	91,943	-
N85121	Private hospitals, sanitaria and other similar activities	232,741	102,626	39,681	90,435	-
N85122	Private medical activities	2,594	2,326	-	268	-
N85129	Private medical, dental and other health services, n.e.c.	S	S	S	S	S
N85319	Social work with accomodation, n.e.c.	S	S	S	S	S
	XII - SOCCKSARGEN	131,732	65,916	20	65,795	-
N85121	Private hospitals, sanitaria and other similar activities	124,859	65,185	15	59,659	-
N85122	Private medical activities	6,872	731	5	6,136	-
N85313	Caring for the aged and orphans	S	S	S	S	S
N85314	Caring for the mentally and physically handicapped	S	S	S	S	S
	XIII - Caraga	23,187	10,780	3	12,404	-
N85121	Private hospitals, sanitaria and other similar activities	S	S	S	S	S
N85329	Social work without accomodation, n.e.c.	S	S	S	S	S
	Autonomous Region in Muslim Mindanao	2,375	2,225	-	150	-
N85121	Private hospitals, sanitaria and other similar activities	2,375	2,225	-	150	-

) - Combined Data

) - Combined Data

S - Suppressed Data

TABLE 10a Number of Reporting Establishments and Nationality of Stockholder with Highest Capital Participation Rate as of December 31 for Health and Social Work Establishments with Total Employment of 20 and Over by Region and Industry Sub-Class: Philippines, 2008

(An establishments with equal capital participation rates may be reported several times)

1994 PSIC Code	Region/ Industry Description	Number of Reporting Establishments	Nationality of Stockholder with Highest Capital Participation Rate				
			Filipino	American	British	Chinese	German
			(1)	(2)	(3)	(4)	(5)
	<b>Philippines</b>	<b>404</b>	<b>392</b>	<b>1</b>	<b>-</b>	<b>1</b>	<b>4</b>
N85121	Private hospitals, sanitaria and other similar activities	306	302	-	-	1	2
N85122	Private medical activities	40	37	1	-	-	-
N85123	Private dental and laboratory services	4	4	-	-	-	-
N85129	Private medical, dental and other health services, n.e.c.	14	13	-	-	-	-
N85190	Other hospital activities and medical and dental practices, n.e.c.	3	2	-	-	-	1
N85311	Child care services	7	6	-	-	-	-
N85313	Caring for the aged and orphans	S	S	S	S	S	S
N85314	Caring for the mentally and physically handicapped	3	3	-	-	-	-
N85315	Rehabilitation of people addicted to drugs or alcohol	S	S	S	S	S	S
N85319	Social work with accommodation, n.e.c.	5	4	-	-	-	-
N85321	Child-care activities (including for the handicapped)	4	4	-	-	-	-
N85322	Welfare and guidance counselling activities	S	S	S	S	S	S
N85323	Vocational rehabilitation and habilitation activities	S	S	S	S	S	S
N85324	Charitable activities	6	6	-	-	-	-
N85329	Social work without accommodation, n.e.c.	5	5	-	-	-	-
	<b>National Capital Region</b>	<b>110</b>	<b>104</b>	<b>1</b>	<b>-</b>	<b>-</b>	<b>2</b>
N85121	Private hospitals, sanitaria and other similar activities	60	59	-	-	-	1
N85122	Private medical activities	20	18	1	-	-	-
N85123	Private dental and laboratory services	4	4	-	-	-	-
N85129	Private medical, dental and other health services, n.e.c.	6	5	-	-	-	-
N85190	Other hospital activities and medical and dental practices, n.e.c.	S	S	S	S	S	S
N85311	Child care services	4	4	-	-	-	-
N85314	Caring for the mentally and physically handicapped	S	S	S	S	S	S
N85319	Social work with accommodation, n.e.c.	3	2	-	-	-	-
N85321	Child-care activities (including for the handicapped)	)	)	-	-	-	-
N85322	Welfare and guidance counselling activities	)	)	-	-	-	-
N85324	Charitable activities	5	5	-	-	-	-
N85329	Social work without accommodation, n.e.c.	S	S	S	S	S	S
	<b>Cordillera Administrative Region</b>	<b>5</b>	<b>5</b>	<b>-</b>	<b>-</b>	<b>-</b>	<b>-</b>
N85121	Private hospitals, sanitaria and other similar activities	S	S	S	S	S	S
N85329	Social work without accommodation, n.e.c.	S	S	S	S	S	S
	<b>I - Ilocos Region</b>	<b>16</b>	<b>16</b>	<b>-</b>	<b>-</b>	<b>-</b>	<b>-</b>
N85121	Private hospitals, sanitaria and other similar activities	16	16	-	-	-	-
	<b>II - Cagayan Valley</b>	<b>10</b>	<b>10</b>	<b>-</b>	<b>-</b>	<b>-</b>	<b>-</b>
N85121	Private hospitals, sanitaria and other similar activities	)	)	-	-	-	-
N85122	Private medical activities	)	)	-	-	-	-

TABLE 10a Number of Reporting Establishments and Nationality of Stockholder with Highest Capital Participation Rate as of December 31 for Health and Social Work Establishments with Total Employment of 20 and Over by Region and Industry Sub-Class: Philippines, 2008(Continued)

(An establishments with equal capital participation rates may be reported several times)

1994 PSIC Code	Region/ Industry Description	Number of Reporting Establishments	Nationality of Stockholder with Highest Capital Participation Rate				
			Filipino	American	British	Chinese	German
			(1)	(2)	(3)	(4)	(5)
	III - Central Luzon	36	36	-	-	-	-
N85121	Private hospitals, sanitaria and other similar activities	32	32	-	-	-	-
N85122	Private medical activities )						
N85129	Private medical, dental and other health services, n.e.c. )	4	4	-	-	-	-
	IVA - CALABARZON	60	59	-	-	-	-
N85121	Private hospitals, sanitaria and other similar activities	55	55	-	-	-	-
N85122	Private medical activities	3	2	-	-	-	-
N85311	Child care services	S	S	S	S	S	S
N85329	Social work without accommodation, n.e.c.	S	S	S	S	S	S
	IVB - MIMAROPA	6	6	-	-	-	-
N85121	Private hospitals, sanitaria and other similar activities	S	S	S	S	S	S
N85329	Social work without accommodation, n.e.c.	S	S	S	S	S	S
	V - Bicol Region	17	16	-	-	-	1
N85121	Private hospitals, sanitaria and other similar activities	12	12	-	-	-	-
N85122	Private medical activities	S	S	S	S	S	S
N85315	Rehabilitation of people addicted to drugs or alcohol	S	S	S	S	S	S
N85321	Child-care activities (including for the handicapped)	S	S	S	S	S	S
N85323	Vocational rehabilitation and habilitation activities	S	S	S	S	S	S
	VI - Western Visayas	20	20	-	-	-	-
N85121	Private hospitals, sanitaria and other similar activities	14	14	-	-	-	-
N85122	Private medical activities	S	S	S	S	S	S
N85129	Private medical, dental and other health services, n.e.c.	3	3	-	-	-	-
N85321	Child-care activities (including for the handicapped)	S	S	S	S	S	S
	VII - Central Visayas	30	30	-	-	-	-
N85121	Private hospitals, sanitaria and other similar activities	21	21	-	-	-	-
N85122	Private medical activities	3	3	-	-	-	-
N85129	Private medical, dental and other health services, n.e.c. )						
N85190	Other hospital activities and medical and dental practices, n.e.c. )	3	1	-	-	-	-
N85311	Child care services }						
N85319	Social work with accommodation, n.e.c. }	3	3	-	-	-	-
N85321	Child-care activities (including for the handicapped) }						
	VIII - Eastern Visayas	8	6	-	-	-	-
N85121	Private hospitals, sanitaria and other similar activities	S	S	S	S	S	S
N85311	Child care services	S	S	S	S	S	S

TABLE 10a Number of Reporting Establishments and Nationality of Stockholder with Highest Capital Participation Rate as of December 31 for Health and Social Work Establishments with Total Employment of 20 and Over by Region and Industry Sub-Class: Philippines, 2008(Continued)

(An establishments with equal capital participation rates may be reported several times)

1994 PSIC Code	Region/ Industry Description	Number of Reporting Establishments	Nationality of Stockholder with Highest Capital Participation Rate				
			Filipino	American	British	Chinese	German
			(1)	(2)	(3)	(4)	(5)
	IX - Zamboanga Peninsula	13	13	-	-	-	-
N85121	Private hospitals, sanitaria and other similar activities	11	11	-	-	-	-
N85122	Private medical activities	S	S	S	S	S	S
N85324	Charitable activities	S	S	S	S	S	S
	X - Northern Mindanao	19	18	-	-	-	1
N85121	Private hospitals, sanitaria and other similar activities	17	16	-	-	-	1
N85122	Private medical activities	S	S	S	S	S	S
N85313	Caring for the aged and orphans	S	S	S	S	S	S
	XI - Davao Region	22	21	-	-	1	-
N85121	Private hospitals, sanitaria and other similar activities	17	16	-	-	1	-
N85122	Private medical activities	3	3	-	-	-	-
N85129	Private medical, dental and other health services, n.e.c.	S	S	S	S	S	S
N85319	Social work with accommodation, n.e.c.	S	S	S	S	S	S
	XII - SOCCKSARGEN	21	21	-	-	-	-
N85121	Private hospitals, sanitaria and other similar activities	16	16	-	-	-	-
N85122	Private medical activities	3	3	-	-	-	-
N85313	Caring for the aged and orphans	S	S	S	S	S	S
N85314	Caring for the mentally and physically handicapped	S	S	S	S	S	S
	XIII - Caraga	7	7	-	-	-	-
N85121	Private hospitals, sanitaria and other similar activities	S	S	S	S	S	S
N85329	Social work without accommodation, n.e.c.	S	S	S	S	S	S
	Autonomous Region in Muslim Mindanao	4	4	-	-	-	-
N85121	Private hospitals, sanitaria and other similar activities	4	4	-	-	-	-

1994 PSIC Code	Region/ Industry Description	Nationality with Highest Capital Participation Rate				
		Japanese	Korean	Singaporean	Taiwanese	Others
		(2)	(3)	(4)	(5)	(6)
	Philippines	-	-	-	-	7
N85121	Private hospitals, sanitaria and other similar activities	-	-	-	-	2
N85122	Private medical activities	-	-	-	-	2

TABLE 10a Number of Reporting Establishments and Nationality of Stockholder with Highest Capital Participation Rate as of December 31 for Health and Social Work Establishments with Total Employment of 20 and Over by Region and Industry Sub-Class: Philippines, 2008 (Continued)

(An establishments with equal capital participation rates may be reported several times)

1994 PSIC Code	Region/ Industry Description	Nationality of Stockholder with Highest Capital Participation Rate				
		Japanese	Korean	Singaporean	Taiwanese	Others
		(7)	(8)	(9)	(10)	(11)
N85123	Private dental and laboratory services	-	-	-	-	-
N85129	Private medical, dental and other health services, n.e.c.	-	-	-	-	1
N85190	Other hospital activities and medical and dental practices, n.e.c.	-	-	-	-	-
N85311	Child care services	-	-	-	-	1
N85313	Caring for the aged and orphans	S	S	S	S	S
N85314	Caring for the mentally and physically handicapped	-	-	-	-	-
N85315	Rehabilitation of people addicted to drugs or alcohol	S	S	S	S	S
N85319	Social work with accommodation, n.e.c.	-	-	-	-	1
N85321	Child-care activities (including for the handicapped)	-	-	-	-	-
N85322	Welfare and guidance counselling activities	S	S	S	S	S
N85323	Vocational rehabilitation and habilitation activities	S	S	S	S	S
N85324	Charitable activities	-	-	-	-	-
N85329	Social work without accommodation, n.e.c.	-	-	-	-	-
	National Capital Region	-	-	-	-	4
N85121	Private hospitals, sanitararia and other similar activities	-	-	-	-	1
N85122	Private medical activities	-	-	-	-	1
N85123	Private dental and laboratory services	-	-	-	-	-
N85129	Private medical, dental and other health services, n.e.c.	-	-	-	-	1
N85190	Other hospital activities and medical and dental practices, n.e.c.	S	S	S	S	S
N85311	Child care services	-	-	-	-	-
N85314	Caring for the mentally and physically handicapped	S	S	S	S	S
N85319	Social work with accommodation, n.e.c.	-	-	-	-	1
N85321	Child-care activities (including for the handicapped)	)	-	-	-	-
N85322	Welfare and guidance counselling activities	)	-	-	-	-
N85324	Charitable activities	-	-	-	-	-
N85329	Social work without accommodation, n.e.c.	S	S	S	S	S
	Cordillera Administrative Region	-	-	-	-	-
N85121	Private hospitals, sanitararia and other similar activities	S	S	S	S	S
N85329	Social work without accommodation, n.e.c.	S	S	S	S	S
	I - Ilocos Region	-	-	-	-	-
N85121	Private hospitals, sanitararia and other similar activities	-	-	-	-	-
	II - Cagayan Valley	-	-	-	-	-
N85121	Private hospitals, sanitararia and other similar activities	-	-	-	-	-
N85122	Private medical activities	-	-	-	-	-
	III - Central Luzon	-	-	-	-	-
N85121	Private hospitals, sanitararia and other similar activities	-	-	-	-	-
N85122	Private medical activities	-	-	-	-	-
N85129	Private medical, dental and other health services, n.e.c.	-	-	-	-	-

TABLE 10a Number of Reporting Establishments and Nationality of Stockholder with Highest Capital Participation Rate as of December 31 for Health and Social Work Establishments with Total Employment of 20 and Over by Region and Industry Sub-Class: Philippines, 2008 (Continued)

(An establishments with equal capital participation rates may be reported several times)

1994 PSIC Code	Region/ Industry Description	Nationality of Stockholder with Highest Capital Participation Rate				
		Japanese	Korean	Singaporean	Taiwanese	Others
		(7)	(8)	(9)	(10)	(11)
	IVA - CALABARZON	-	-	-	-	1
N85121	Private hospitals, sanitaria and other similar activities	-	-	-	-	-
N85122	Private medical activities	-	-	-	-	1
N85311	Child care services	S	S	S	S	S
N85329	Social work without accommodation, n.e.c.	S	S	S	S	S
	IVB - MIMAROPA	-	-	-	-	-
N85121	Private hospitals, sanitaria and other similar activities	S	S	S	S	S
N85329	Social work without accommodation, n.e.c.	S	S	S	S	S
	V - Bicol Region	-	-	-	-	-
N85121	Private hospitals, sanitaria and other similar activities	-	-	-	-	-
N85122	Private medical activities	S	S	S	S	S
N85315	Rehabilitation of people addicted to drugs or alcohol	S	S	S	S	S
N85321	Child-care activities (including for the handicapped)	S	S	S	S	S
N85323	Vocational rehabilitation and habilitation activities	S	S	S	S	S
	VI - Western Visayas	-	-	-	-	-
N85121	Private hospitals, sanitaria and other similar activities	-	-	-	-	-
N85122	Private medical activities	S	S	S	S	S
N85129	Private medical, dental and other health services, n.e.c.	-	-	-	-	-
N85321	Child-care activities (including for the handicapped)	S	S	S	S	S
	VII - Central Visayas	-	-	-	-	-
N85121	Private hospitals, sanitaria and other similar activities	-	-	-	-	-
N85122	Private medical activities	-	-	-	-	-
N85129	Private medical, dental and other health services, n.e.c.	-	-	-	-	-
N85190	Other hospital activities and medical and dental practices, n.e.c.	-	-	-	-	-
N85311	Child care services	-	-	-	-	-
N85319	Social work with accommodation, n.e.c.	-	-	-	-	-
N85321	Child-care activities (including for the handicapped)	-	-	-	-	-
	VIII - Eastern Visayas	-	-	-	-	2
N85121	Private hospitals, sanitaria and other similar activities	S	S	S	S	S
N85311	Child care services	S	S	S	S	S
	IX - Zamboanga Peninsula	-	-	-	-	-
N85121	Private hospitals, sanitaria and other similar activities	-	-	-	-	-
N85122	Private medical activities	S	S	S	S	S
N85324	Charitable activities	S	S	S	S	S
	X - Northern Mindanao	-	-	-	-	-
N85121	Private hospitals, sanitaria and other similar activities	-	-	-	-	-

TABLE 10a Number of Reporting Establishments and Nationality of Stockholder with Highest Capital Participation Rate as of December 31 for Health and Social Work Establishments with Total Employment of 20 and Over by Region and Industry Sub-Class: Philippines, 2008 (Concluded)

(An establishments with equal capital participation rates may be reported several times)

1994 PSIC Code	Region/ Industry Description	Nationality of Stockholder with Highest Capital Participation Rate				
		Japanese	Korean	Singaporean	Taiwanese	Others
		(7)	(8)	(9)	(10)	(11)
N85122	Private medical activities	S	S	S	S	S
N85313	Caring for the aged and orphans	S	S	S	S	S
	XI - Davao Region	-	-	-	-	-
N85121	Private hospitals, sanitararia and other similar activities	-	-	-	-	-
N85122	Private medical activities	-	-	-	-	-
N85129	Private medical, dental and other health services, n.e.c.	S	S	S	S	S
N85319	Social work with accommodation, n.e.c.	S	S	S	S	S
	XII - SOCKSARGEN	-	-	-	-	-
N85121	Private hospitals, sanitararia and other similar activities	-	-	-	-	-
N85122	Private medical activities	-	-	-	-	-
N85313	Caring for the aged and orphans	S	S	S	S	S
N85314	Caring for the mentally and physically handicapped	S	S	S	S	S
	XIII - Caraga	-	-	-	-	-
N85121	Private hospitals, sanitararia and other similar activities	S	S	S	S	S
N85329	Social work without accommodation, n.e.c.	S	S	S	S	S
	Autonomous Region in Muslim Mindanao	-	-	-	-	-
N85121	Private hospitals, sanitararia and other similar activities	-	-	-	-	-

) - Combined Data

} - Combined Data

S - Suppressed Data

# **Statistical Tables**

**For Total Employment of Less Than 20**

**National**



TABLE 1b Summary Statistics for Health and Social Work Establishments with Total Employment of Less Than 20  
by Industry Sub-Class: Philippines, 2008

(Value in thousand pesos. Details may not add-up to total due to rounding and/or statistical disclosure control)

1994 PSIC Code	Industry Description	Number of Establishments	Employment as of November 15		Total Compensation	Total Revenue
			Total	Paid Employees		
		(1)	(2)	(3)	(4)	(5)
	<b>Philippines</b>	<b>3,480</b>	<b>21,949</b>	<b>19,553</b>	<b>1,809,366</b>	<b>7,389,991</b>
N85121	Private hospitals, sanitaria and other similar activities	358	4,630	4,545	385,034	1,168,046
N85122	Private medical activities	1,875	10,097	8,570	772,136	3,797,525
N85123	Private dental and laboratory services	461	1,557	1,256	73,789	293,532
N85124	Private child care clinics	45	84	73	4,794	40,391
N85129	Private medical, dental and other health services, n.e.c.	506	4,113	3,868	405,737	1,307,057
N85190	Other hospital activities and medical and dental practices, n.e.c.	44	253	187	24,255	84,420
N85200	Veterinary activities	53	216	216	33,312	110,047
N85311	Child care services	19	167	127	16,169	49,455
N85313	Caring for the aged and orphans	S	S	S	S	S
N85314	Caring for the mentally and physically handicapped	6	74	74	7,094	19,531
N85315	Rehabilitaion of people addicted to drugs or alcohol	S	S	S	S	S
N85319	Social work with accommodation, n.e.c.	9	46	46	10,794	34,257
N85321	Child-care activities (including for the handicapped)	8	76	64	7,872	49,614
N85322	Welfare and guidance counselling activities	9	14	9	824	13,933
N85324	Charitable activities	33	283	259	33,635	224,951
N85329	Social work without accommodation, n.e.c.	30	140	105	14,871	150,662

1994 PSIC Code	Industry Description	Total Cost	Value Added	Gross Additions to Tangible Fixed Assets	Change in Inventories	Subsidies
		(6)	(7)	(8)	(9)	(10)
	<b>Philippines</b>	<b>5,044,515</b>	<b>3,242,882</b>	<b>442,984</b>	<b>236,986</b>	<b>-</b>
N85121	Private hospitals, sanitaria and other similar activities	698,855	543,376	2,949	6,794	-
N85122	Private medical activities	2,796,616	1,560,092	267,601	201,811	-
N85123	Private dental and laboratory services	165,282	148,680	26,234	(1,985)	-
N85124	Private child care clinics	32,079	13,897	17,473	152	-
N85129	Private medical, dental and other health services, n.e.c.	762,857	719,168	82,172	31,871	-
N85190	Other hospital activities and medical and dental practices, n.e.c.	53,430	37,497	4,129	-	-
N85200	Veterinary activities	78,068	37,117	5,101	217	-
N85311	Child care services	34,479	26,090	7,211	(280)	-
N85313	Caring for the aged and orphans	S	S	S	S	S
N85314	Caring for the mentally and physically handicapped	7,763	13,834	90	(8)	-
N85315	Rehabilitaion of people addicted to drugs or alcohol	S	S	S	S	S
N85319	Social work with accommodation, n.e.c.	18,394	16,652	627	-	-
N85321	Child-care activities (including for the handicapped)	44,094	14,652	-	1,379	-
N85322	Welfare and guidance counselling activities	12,481	2,832	-	(6)	-
N85324	Charitable activities	181,957	47,065	8,204	400	-
N85329	Social work without accommodation, n.e.c.	133,536	41,780	21,167	(50)	-

S - Suppressed Data

TABLE 2b Number of Establishments and Employment by Type and Sex for Health and Social Work Establishments with Total Employment of Less Than 20 by Industry Sub-Class: Philippines, 2008

(Details may not add-up to total due to rounding and/or statistical disclosure control)

1994 PSIC Code	Industry Description	Number of Establishments	Employment as of November 15					
			Total		Paid		Unpaid	
			Male	Female	Male	Female	Male	Female
			(1)	(2)	(3)	(4)	(5)	(6)
<b>Philippines</b>		<b>3,480</b>	<b>6,752</b>	<b>15,196</b>	<b>5,754</b>	<b>13,799</b>	<b>999</b>	<b>1,397</b>
N85121	Private hospitals, sanitaria and other similar activities	358	1,517	3,113	1,489	3,056	28	57
N85122	Private medical activities	1,875	2,720	7,377	2,090	6,479	630	898
N85123	Private dental and laboratory services	461	461	1,096	302	954	160	142
N85124	Private child care clinics	45	10	74	10	63	-	11
N85129	Private medical, dental and other health services, n.e.c.	506	1,493	2,620	1,423	2,445	70	175
N85190	Other hospital activities and medical and dental practices, n.e.c.	44	104	148	72	116	33	33
N85200	Veterinary activities	53	102	115	102	115	-	-
N85311	Child care services	19	69	98	45	82	24	16
N85313	Caring for the aged and orphans	S	S	S	S	S	S	S
N85314	Caring for the mentally and physically handicapped	6	32	42	32	42	-	-
N85315	Rehabilitation of people addicted to drugs or alcohol	S	S	S	S	S	S	S
N85319	Social work with accommodation, n.e.c.	9	12	34	12	34	-	-
N85321	Child-care activities (including for the handicapped)	8	26	50	18	46	8	4
N85322	Welfare and guidance counselling activities	9	4	9	4	4	-	4
N85324	Charitable activities	33	119	164	103	156	16	8
N85329	Social work without accommodation, n.e.c.	30	10	130	5	100	5	30

TABLE 3b Number of Establishments and Compensation of Paid Employees for Health and Social Work Establishments with Total Employment of Less Than 20 by Industry Sub-Class: Philippines, 2008

(Value in thousand pesos. Details may not add-up to total due to rounding and/or statistical disclosure control)

1994 PSIC Code	Industry Description	Number of Establishments	C o m p e n s a t i o n		
			Total	Gross Salaries and Wages	Employer's Contribution to SSS/GSIS and Others
			(1)	(2)	(3)
<b>Philippines</b>		<b>3,480</b>	<b>1,809,366</b>	<b>1,660,532</b>	<b>148,834</b>
N85121	Private hospitals, sanitaria and other similar activities	358	385,034	342,000	43,034
N85122	Private medical activities	1,875	772,136	708,175	63,960
N85123	Private dental and laboratory services	461	73,789	69,398	4,391
N85124	Private child care clinics	45	4,794	4,530	263
N85129	Private medical, dental and other health services, n.e.c.	506	405,737	380,809	24,928
N85190	Other hospital activities and medical and dental practices, n.e.c.	44	24,255	22,625	1,631
N85200	Veterinary activities	53	33,312	30,981	2,331
N85311	Child care services	19	16,169	14,851	1,319
N85313	Caring for the aged and orphans	S	S	S	S
N85314	Caring for the mentally and physically handicapped	6	7,094	6,566	528
N85315	Rehabilitation of people addicted to drugs or alcohol	S	S	S	S
N85319	Social work with accommodation, n.e.c.	9	10,794	10,190	604
N85321	Child-care activities (including for the handicapped)	8	7,872	7,082	790
N85322	Welfare and guidance counselling activities	9	824	765	59
N85324	Charitable activities	33	33,635	30,444	3,191
N85329	Social work without accommodation, n.e.c.	30	14,871	13,989	882

S - Suppressed Data

TABLE 4b Number of Establishments and Revenue by Type for Health and Social Work Establishments with Total Employment of Less Than 20 by Industry Sub-Class: Philippines, 2008

(Value in thousand pesos. Details may not add-up to total due to rounding and/or statistical disclosure control)

1994 PSIC Code	Industry Description	Number of Establishments	Revenue				
			Total	Revenue from Main Activity	Interest Income	Value of Non- Industrial Services Done for Others	Dividend Income
			(1)	(2)	(3)	(4)	(5)
<b>Philippines</b>		<b>3,480</b>	<b>7,389,991</b>	<b>7,112,151</b>	<b>3,273</b>	<b>51,449</b>	<b>-</b>
N85121	Private hospitals, sanitaria and other similar activities	358	1,168,046	988,499	-	28,342	-
N85122	Private medical activities	1,875	3,797,525	3,723,628	97	22,271	-
N85123	Private dental and laboratory services	461	293,532	284,909	43	-	-
N85124	Private child care clinics	45	40,391	40,391	-	-	-
N85129	Private medical, dental and other health services, n.e.c.	506	1,307,057	1,305,952	936	169	-
N85190	Other hospital activities and medical and dental practices, n.e.c.	44	84,420	84,414	6	-	-
N85200	Veterinary activities	53	110,047	108,072	454	103	-
N85311	Child care services	19	49,455	47,741	153	516	-
N85313	Caring for the aged and orphans	S	S	S	S	S	S
N85314	Caring for the mentally and physically handicapped	6	19,531	19,450	81	-	-
N85315	Rehabilitaion of people addicted to drugs or alcohol	S	S	S	S	S	S
N85319	Social work with accommodation, n.e.c.	9	34,257	34,078	94	47	-
N85321	Child-care activities (including for the handicapped)	8	49,614	48,418	1,195	-	-
N85322	Welfare and guidance counselling activities	9	13,933	13,933	-	-	-
N85324	Charitable activities	33	224,951	215,977	171	-	-
N85329	Social work without accommodation, n.e.c.	30	150,662	150,208	42	-	-

1994 PSIC Code	Industry Description	Revenue					
		Commissions and Fees Earned	Service Charges	Value of Goods for Resale	Royalty Income	Franchise Income	Other Income
		(7)	(8)	(9)	(10)	(11)	(12)
<b>Philippines</b>		<b>-</b>	<b>5,500</b>	<b>201,488</b>	<b>-</b>	<b>-</b>	<b>16,131</b>
N85121	Private hospitals, sanitaria and other similar activities	-	-	151,205	-	-	-
N85122	Private medical activities	-	4,454	43,477	-	-	3,597
N85123	Private dental and laboratory services	-	-	6,805	-	-	1,775
N85124	Private child care clinics	-	-	-	-	-	-
N85129	Private medical, dental and other health services, n.e.c.	-	-	-	-	-	-
N85190	Other hospital activities and medical and dental practices, n.e.c.	-	-	-	-	-	-
N85200	Veterinary activities	-	-	-	-	-	1,418
N85311	Child care services	-	1,045	-	-	-	-
N85313	Caring for the aged and orphans	S	S	S	S	S	S
N85314	Caring for the mentally and physically handicapped	-	-	-	-	-	-
N85315	Rehabilitaion of people addicted to drugs or alcohol	S	S	S	S	S	S
N85319	Social work with accommodation, n.e.c.	-	-	-	-	-	39
N85321	Child-care activities (including for the handicapped)	-	-	-	-	-	-
N85322	Welfare and guidance counselling activities	-	-	-	-	-	-
N85324	Charitable activities	-	-	-	-	-	8,802
N85329	Social work without accommodation, n.e.c.	-	-	-	-	-	412

S - Suppressed Data

TABLE 4b.1 Number of Establishments and Revenue from Main Activity by Type of Transaction for Health and Social Work Establishments with Total Employment of Less Than 20  
by Industry Sub-Class: Philippines, 2008

(Value in thousand pesos. Details may not add-up to total due to rounding and/or statistical disclosure control)

1994 PSIC Code	Industry Description	Number of Establishments	Revenue from Main Activity		
			Total	Transactions Within the Country	Transactions Outside the Country
			(1)	(2)	(3)
	<b>Philippines</b>	<b>3,480</b>	<b>7,112,151</b>	<b>7,112,151</b>	<b>-</b>
N85121	Private hospitals, sanitaría and other similar activities	358	988,499	988,499	-
N85122	Private medical activities	1,875	3,723,628	3,723,628	-
N85123	Private dental and laboratory services	461	284,909	284,909	-
N85124	Private child care clinics	45	40,391	40,391	-
N85129	Private medical, dental and other health services, n.e.c.	506	1,305,952	1,305,952	-
N85190	Other hospital activities and medical and dental practices, n.e.c.	44	84,414	84,414	-
N85200	Veterinary activities	53	108,072	108,072	-
N85311	Child care services	19	47,741	47,741	-
N85313	Caring for the aged and orphans	S	S	S	S
N85314	Caring for the mentally and physically handicapped	6	19,450	19,450	-
N85315	Rehabilitation of people addicted to drugs or alcohol	S	S	S	S
N85319	Social work with accommodation, n.e.c.	9	34,078	34,078	-
N85321	Child-care activities (including for the handicapped)	8	48,418	48,418	-
N85322	Welfare and guidance counselling activities	9	13,933	13,933	-
N85324	Charitable activities	33	215,977	215,977	-
N85329	Social work without accommodation, n.e.c.	30	150,208	150,208	-

S - Suppressed Data

TABLE 5b Number of Establishments and Cost by Type for Health and Social Work Establishments with Total Employment of Less Than 20  
by Industry Sub-Class: Philippines, 2008

(Value in thousand pesos. Details may not add-up to total due to rounding and/or statistical disclosure control)

1994 PSIC Code	Industry Description	Number of Establishments	Cost			
			Total	Materials and Supplies Purchased	Fuels, Lubricants, Oils and Greases Purchased	Electricity and Water Purchased
			(1)	(2)	(3)	(4)
	<b>Philippines</b>	<b>3,480</b>	<b>5,044,515</b>	<b>1,580,540</b>	<b>181,984</b>	<b>372,207</b>
N85121	Private hospitals, sanitaría and other similar activities	358	698,855	171,932	48,505	42,093
N85122	Private medical activities	1,875	2,796,616	916,627	84,593	218,721
N85123	Private dental and laboratory services	461	165,282	53,167	10,645	26,300
N85124	Private child care clinics	45	32,079	19,214	1,287	762
N85129	Private medical, dental and other health services, n.e.c.	506	762,857	231,579	9,318	54,121
N85190	Other hospital activities and medical and dental practices, n.e.c.	44	53,430	11,320	14,628	5,735
N85200	Veterinary activities	53	78,068	40,743	1,822	5,506
N85311	Child care services	19	34,479	6,092	840	2,620
N85313	Caring for the aged and orphans	S	S	S	S	S
N85314	Caring for the mentally and physically handicapped	6	7,763	3,034	132	828
N85315	Rehabilitation of people addicted to drugs or alcohol	S	S	S	S	S
N85319	Social work with accommodation, n.e.c.	9	18,394	1,225	86	1,401
N85321	Child-care activities (including for the handicapped)	8	44,094	22,159	1,397	2,373
N85322	Welfare and guidance counselling activities	9	12,481	2,919	298	724
N85324	Charitable activities	33	181,957	56,933	6,524	2,752
N85329	Social work without accommodation, n.e.c.	30	133,536	39,509	1,637	4,496

TABLE 5b: Number of Establishments and Cost by Type for Health and Social Work Establishments with Total Employment of Less Than 20 by Industry Sub-Class: Philippines, 2008 (Concluded)

(Value in thousand pesos. Details may not add-up to total due to rounding and/or statistical disclosure control)

1994 PSIC Code	Industry Description	Cost					Research and Experimental Development
		Industrial Services Done by Others	Non-Industrial Services Done by Others	Interest Expense	Goods Purchased for Resale	Indirect Taxes	
		(6)	(7)	(8)	(9)	(10)	
<b>Philippines</b>		<b>45,675</b>	<b>1,980,828</b>	<b>24,038</b>	<b>171,687</b>	<b>216,478</b>	<b>9,159</b>
N85121	Private hospitals, sanitaria and other similar activities	4,046	212,990	10,464	150,365	17,458	-
N85122	Private medical activities	26,078	1,153,469	11,117	21,322	169,931	4,339
N85123	Private dental and laboratory services	835	51,070	630	-	9,509	178
N85124	Private child care clinics	-	5,276	838	-	757	108
N85129	Private medical, dental and other health services, n.e.c.	6,951	301,493	-	-	12,933	-
N85190	Other hospital activities and medical and dental practices, n.e.c.	49	15,132	-	-	849	-
N85200	Veterinary activities	135	24,000	-	-	2,255	-
N85311	Child care services	3,501	10,032	-	-	218	-
N85313	Caring for the aged and orphans	S	S	S	S	S	S
N85314	Caring for the mentally and physically handicapped	109	1,352	289	-	170	3
N85315	Rehabilitation of people addicted to drugs or alcohol	S	S	S	S	S	S
N85319	Social work with accommodation, n.e.c.	-	14,861	-	-	-	32
N85321	Child-care activities (including for the handicapped)	-	10,396	-	-	350	-
N85322	Welfare and guidance counselling activities	-	5,935	-	-	54	-
N85324	Charitable activities	623	111,104	432	-	1	-
N85329	Social work without accommodation, n.e.c.	2,860	49,282	267	-	1,428	4,500

1994 PSIC Code	Industry Description	Cost					Other Cost
		Environmental Protection Expense	Royalty Fee	Franchise Fee	Bad and Doubtful Debts	Depreciation of Fixed Assets	
		(12)	(13)	(14)	(15)	(16)	
<b>Philippines</b>		<b>2,799</b>	<b>16</b>	<b>71</b>	<b>8,882</b>	<b>411,022</b>	<b>39,128</b>
N85121	Private hospitals, sanitaria and other similar activities	631	-	-	850	38,619	904
N85122	Private medical activities	1,487	-	-	4,277	172,047	12,608
N85123	Private dental and laboratory services	426	-	71	-	12,276	176
N85124	Private child care clinics	-	-	-	-	3,838	-
N85129	Private medical, dental and other health services, n.e.c.	-	-	-	2,401	127,762	16,299
N85190	Other hospital activities and medical and dental practices, n.e.c.	-	-	-	-	5,658	59
N85200	Veterinary activities	226	-	-	1	2,664	715
N85311	Child care services	-	-	-	-	11,176	-
N85313	Caring for the aged and orphans	S	S	S	S	S	S
N85314	Caring for the mentally and physically handicapped	30	-	-	1,220	395	200
N85315	Rehabilitation of people addicted to drugs or alcohol	S	S	S	S	S	S
N85319	Social work with accommodation, n.e.c.	-	-	-	134	655	-
N85321	Child-care activities (including for the handicapped)	-	16	-	-	7,403	-
N85322	Welfare and guidance counselling activities	-	-	-	-	1,332	1,219
N85324	Charitable activities	-	-	-	-	3,239	349
N85329	Social work without accommodation, n.e.c.	-	-	-	-	23,008	6,548

S - Suppressed Data

TABLE 6b Number of Establishments and Capital Expenditures of Tangible Fixed Assets by Type Health and Social Work Establishments with Total Employment of Less Than 20 by Industry Sub-Class: Philippines, 2008

(Value in thousand pesos. Details may not add-up to total due to rounding and/or statistical disclosure control)

1994 PSIC Code	Industry Description	Number of Establishments	Capital Expenditures of Tangible Fixed Assets			
			Total	Land	Buildings, Other Structures and Land Improvements	Transport Equipment
			(1)	(2)	(3)	(4)
<b>Philippines</b>		<b>3,480</b>	<b>457,244</b>	<b>6,289</b>	<b>85,620</b>	<b>77,381</b>
N85121	Private hospitals, sanitarium and other similar activities	358	17,116	-	8,634	-
N85122	Private medical activities	1,875	267,694	2,227	28,872	75,820
N85123	Private dental and laboratory services	461	26,234	-	1,828	-
N85124	Private child care clinics	45	17,473	-	15,923	1,550
N85129	Private medical, dental and other health services, n.e.c.	506	82,172	-	29,487	-
N85190	Other hospital activities and medical and dental practices, n.e.c.	44	4,129	-	-	-
N85200	Veterinary activities	53	5,101	4,062	432	-
N85311	Child care services	19	7,211	-	-	-
N85313	Caring for the aged and orphans	S	S	S	S	S
N85314	Caring for the mentally and physically handicapped	6	90	-	80	-
N85315	Rehabilitation of people addicted to drugs or alcohol	S	S	S	S	S
N85319	Social work with accommodation, n.e.c.	9	627	-	364	12
N85321	Child-care activities (including for the handicapped)	8	-	-	-	-
N85322	Welfare and guidance counselling activities	9	-	-	-	-
N85324	Charitable activities	33	8,204	-	-	-
N85329	Social work without accommodation, n.e.c.	30	21,167	-	-	-

1994 PSIC Code	Industry Description	Capital Expenditures of Tangible Fixed Assets			
		ICT Machinery and Equipment	Other Machinery and Equipment	Valuables	Other Tangible Fixed Assets
		(6)	(7)	(8)	(9)
<b>Philippines</b>		<b>70,953</b>	<b>217,000</b>	<b>-</b>	<b>-</b>
N85121	Private hospitals, sanitarium and other similar activities	-	8,482	-	-
N85122	Private medical activities	24,415	136,360	-	-
N85123	Private dental and laboratory services	355	24,051	-	-
N85124	Private child care clinics	-	-	-	-
N85129	Private medical, dental and other health services, n.e.c.	21,175	31,510	-	-
N85190	Other hospital activities and medical and dental practices, n.e.c.	-	4,129	-	-
N85200	Veterinary activities	76	533	-	-
N85311	Child care services	4,067	3,145	-	-
N85313	Caring for the aged and orphans	S	S	S	S
N85314	Caring for the mentally and physically handicapped	-	10	-	-
N85315	Rehabilitation of people addicted to drugs or alcohol	S	S	S	S
N85319	Social work with accommodation, n.e.c.	250	-	-	-
N85321	Child-care activities (including for the handicapped)	-	-	-	-
N85322	Welfare and guidance counselling activities	-	-	-	-
N85324	Charitable activities	-	8,204	-	-
N85329	Social work without accommodation, n.e.c.	20,615	551	-	-

S - Suppressed Data

TABLE 6b.2 Number of Establishments and Capital Expenditures for Tangible Fixed Assets by Mode of Acquisition for Health and Social Work Establishments with Total Employment of Less Than 20 by Industry Sub-Class: Philippines, 2008

(Value in thousand pesos. Details may not add-up to total due to rounding and/or statistical disclosure control)

1994 PSIC Code	Industry Description	Number of Establishments	Capital Expenditures for Tangible Fixed Assets by Mode of Acquisition				
			Total	New Tangible Fixed Assets	Major Alterations and Improvements on Tangible Fixed Assets	Land and Used Tangible Fixed Assets	Tangible Fixed Assets Produced on Own Account
			(1)	(2)	(3)	(4)	(5)
	<b>Philippines</b>	<b>3,480</b>	<b>457,244</b>	<b>376,560</b>	<b>74,395</b>	<b>6,289</b>	<b>-</b>
N85121	Private hospitals, sanitarium and other similar activities	358	17,116	-	17,116	-	-
N85122	Private medical activities	1,875	267,694	236,870	28,597	2,227	-
N85123	Private dental and laboratory services	461	26,234	26,234	-	-	-
N85124	Private child care clinics	45	17,473	1,550	15,923	-	-
N85129	Private medical, dental and other health services, n.e.c.	506	82,172	73,685	8,487	-	-
N85190	Other hospital activities and medical and dental practices, n.e.c.	44	4,129	380	3,750	-	-
N85200	Veterinary activities	53	5,101	608	432	4,062	-
N85311	Child care services	19	7,211	7,211	-	-	-
N85313	Caring for the aged and orphans	S	S	S	S	S	S
N85314	Caring for the mentally and physically handicapped	6	90	-	90	-	-
N85315	Rehabilitation of people addicted to drugs or alcohol	S	S	S	S	S	S
N85319	Social work with accommodation, n.e.c.	9	627	627	-	-	-
N85321	Child-care activities (including for the handicapped)	8	-	-	-	-	-
N85322	Welfare and guidance counselling activities	9	-	-	-	-	-
N85324	Charitable activities	33	8,204	8,204	-	-	-
N85329	Social work without accommodation, n.e.c.	30	21,167	21,167	-	-	-

TABLE 6b.3 Number of Establishments and Capital Expenditures for Intangible Assets by Type for Health and Social Work Establishments with Total Employment of Less Than 20 by Industry Sub-Class: Philippines, 2008

(Value in thousand pesos. Details may not add-up to total due to rounding and/or statistical disclosure control)

1994 PSIC Code	Industry Description	Number of Establishments	Capital Expenditures for Intangible Assets			
			Total	Intangible Non-Produced Assets	Computer Software and Data Bases	Other Intangible Assets
			(1)	(2)	(3)	(4)
	<b>Philippines</b>	<b>3,480</b>	<b>4,483</b>	<b>600</b>	<b>3,883</b>	<b>-</b>
N85121	Private hospitals, sanitarium and other similar activities	358	-	-	-	-
N85122	Private medical activities	1,875	1,211	-	1,211	-
N85123	Private dental and laboratory services	461	-	-	-	-
N85124	Private child care clinics	45	-	-	-	-
N85129	Private medical, dental and other health services, n.e.c.	506	2,672	-	2,672	-
N85190	Other hospital activities and medical and dental practices, n.e.c.	44	-	-	-	-
N85200	Veterinary activities	53	600	600	-	-
N85311	Child care services	19	-	-	-	-
N85313	Caring for the aged and orphans	S	S	S	S	S
N85314	Caring for the mentally and physically handicapped	6	-	-	-	-
N85315	Rehabilitation of people addicted to drugs or alcohol	S	S	S	S	S
N85319	Social work with accommodation, n.e.c.	9	-	-	-	-
N85321	Child-care activities (including for the handicapped)	8	-	-	-	-
N85322	Welfare and guidance counselling activities	9	-	-	-	-
N85324	Charitable activities	33	-	-	-	-
N85329	Social work without accommodation, n.e.c.	30	-	-	-	-

S - Suppressed Data

TABLE 7b Number of Establishments and Gross Additions to Tangible Fixed Assets for Health and Social Work Establishments with Total Employment of Less Than 20 by Industry Sub-Class: Philippines, 2008

(Value in thousand pesos. Details may not add-up to total due to rounding and/or statistical disclosure control)

1994 PSIC Code	Industry Description	Number of Establishments	Gross Additions to Tangible Fixed Assets	Capital Expenditures for Tangible Fixed Assets	Sale of Tangible Fixed Assets
		(1)	(2)	(3)	(4)
<b>Philippines</b>		<b>3,480</b>	<b>442,984</b>	<b>457,244</b>	<b>14,260</b>
N85121	Private hospitals, sanitarium and other similar activities	358	2,949	17,116	14,167
N85122	Private medical activities	1,875	267,601	267,694	93
N85124	Private child care clinics	45	17,473	17,473	-
N85190	Other hospital activities and medical and dental practices, n.e.c.	44	4,129	4,129	-
N85200	Veterinary activities	53	5,101	5,101	-
N85311	Child care services	19	7,211	7,211	-
N85313	Caring for the aged and orphans	S	S	S	S
N85314	Caring for the mentally and physically handicapped	6	90	90	-
N85315	Rehabilitation of people addicted to drugs or alcohol	S	S	S	S
N85319	Social work with accommodation, n.e.c.	9	627	627	-
N85321	Child-care activities (including for the handicapped)	8	-	-	-
N85322	Welfare and guidance counselling activities	9	-	-	-
N85324	Charitable activities	33	8,204	8,204	-
N85329	Social work without accommodation, n.e.c.	30	21,167	21,167	-

TABLE 7b.1 Number of Establishments and Sale of Tangible Fixed Assets by Type for Health and Social Work Establishments with Total Employment of Less Than 20 by Industry Sub-Class: Philippines, 2008

(Value in thousand pesos. Details may not add-up to total due to rounding and/or statistical disclosure control)

1994 PSIC Code	Industry Description	Number of Establishments	Sale of Tangible Fixed Assets			
			Total	Land	Buildings, Other Structures and Land Improvements	Transport Equipment
			(1)	(2)	(3)	(4)
<b>Philippines</b>		<b>3,480</b>	<b>14,260</b>	<b>14,167</b>	<b>-</b>	<b>93</b>
N85121	Private hospitals, sanitarium and other similar activities	358	14,167	14,167	-	-
N85123	Private dental and laboratory services	461	-	-	-	-
N85129	Private medical, dental and other health services, n.e.c.	506	-	-	-	-
N85190	Other hospital activities and medical and dental practices, n.e.c.	44	-	-	-	-
N85200	Veterinary activities	53	-	-	-	-
N85311	Child care services	19	-	-	-	-
N85313	Caring for the aged and orphans	S	S	S	S	S
N85314	Caring for the mentally and physically handicapped	6	-	-	-	-
N85315	Rehabilitation of people addicted to drugs or alcohol	S	S	S	S	S
N85319	Social work with accommodation, n.e.c.	9	-	-	-	-
N85321	Child-care activities (including for the handicapped)	8	-	-	-	-
N85322	Welfare and guidance counselling activities	9	-	-	-	-
N85324	Charitable activities	33	-	-	-	-
N85329	Social work without accommodation, n.e.c.	30	-	-	-	-



TABLE 7b.1 Number of Establishments and Sale of Tangible Fixed Assets by Type for Health and Social Work Establishments with Total Employment of Less Than 20 by Industry Sub-Class: Philippines, 2008 (Concluded)

(Value in thousand pesos. Details may not add-up to total due to rounding and/or statistical disclosure control)

1994 PSIC Code	Industry Description	Sale of Tangible Fixed Assets			
		ICT Machinery and Equipment	Other Machinery and Equipment	Valuables	Other Tangible Fixed Assets
		(6)	(7)	(8)	(9)
<b>Philippines</b>		-	-	-	-
N85121	Private hospitals, sanitaria and other similar activities	-	-	-	-
N85122	Private medical activities	-	-	-	-
N85123	Private dental and laboratory services	-	-	-	-
N85124	Private child care clinics	-	-	-	-
N85129	Private medical, dental and other health services, n.e.c.	-	-	-	-
N85190	Other hospital activities and medical and dental practices, n.e.c.	-	-	-	-
N85200	Veterinary activities	-	-	-	-
N85311	Child care services	-	-	-	-
N85313	Caring for the aged and orphans	S	S	S	S
N85314	Caring for the mentally and physically handicapped	-	-	-	-
N85315	Rehabilitation of people addicted to drugs or alcohol	S	S	S	S
N85319	Social work with accommodation, n.e.c.	-	-	-	-
N85321	Child-care activities (including for the handicapped)	-	-	-	-
N85322	Welfare and guidance counselling activities	-	-	-	-
N85324	Charitable activities	-	-	-	-
N85329	Social work without accommodation, n.e.c.	-	-	-	-

S - Suppressed Data

TABLE 7b.2 Number of Establishments and Losses and Damages to Tangible Fixed Assets by Type for Health and Social Work Establishments with Total Employment of Less Than 20 by Industry Sub-Class: Philippines, 2008

(Value in thousand pesos. Details may not add-up to total due to rounding and/or statistical disclosure control)

1994 PSIC Code	Industry Description	Number of Establishments	Losses and Damages to Tangible Fixed Assets			
			Total	Land	Buildings, Other Structures and Land Improvements	Transport Equipment
			(1)	(2)	(3)	(4)
<b>Philippines</b>		<b>3,480</b>	<b>431</b>	-	-	<b>144</b>
N85121	Private hospitals, sanitaria and other similar activities	358	-	-	-	-
N85122	Private medical activities	1,875	431	-	-	144
N85123	Private dental and laboratory services	461	-	-	-	-
N85124	Private child care clinics	45	-	-	-	-
N85129	Private medical, dental and other health services, n.e.c.	506	-	-	-	-
N85190	Other hospital activities and medical and dental practices, n.e.c.	44	-	-	-	-
N85200	Veterinary activities	53	-	-	-	-
N85311	Child care services	19	-	-	-	-
N85313	Caring for the aged and orphans	S	S	S	S	S
N85314	Caring for the mentally and physically handicapped	6	-	-	-	-
N85315	Rehabilitation of people addicted to drugs or alcohol	S	S	S	S	S
N85319	Social work with accommodation, n.e.c.	9	-	-	-	-
N85321	Child-care activities (including for the handicapped)	8	-	-	-	-
N85322	Welfare and guidance counselling activities	9	-	-	-	-
N85324	Charitable activities	33	-	-	-	-
N85329	Social work without accommodation, n.e.c.	30	-	-	-	-

TABLE 7b.2 Number of Establishments and Losses and Damages to Tangible Fixed Assets by Type for Health and Social Work Establishments with Total Employment of Less Than 20 by Industry Sub-Class: Philippines, 2008 (Concluded)

(Value in thousand pesos. Details may not add-up to total due to rounding and/or statistical disclosure control)

1994 PSIC Code	Industry Description	Losses and Damages to Tangible Fixed Assets			
		ICT Machinery and Equipment	Other Machinery and Equipment	Valuables	Other Tangible Fixed Assets
		(6)	(7)	(8)	(9)
<b>Philippines</b>		-	<b>287</b>	-	-
N85121	Private hospitals, sanitaria and other similar activities	-	-	-	-
N85122	Private medical activities	-	287	-	-
N85123	Private dental and laboratory services	-	-	-	-
N85124	Private child care clinics	-	-	-	-
N85129	Private medical, dental and other health services, n.e.c.	-	-	-	-
N85190	Other hospital activities and medical and dental practices, n.e.c.	-	-	-	-
N85200	Veterinary activities	-	-	-	-
N85311	Child care services	-	-	-	-
N85313	Caring for the aged and orphans	S	S	S	S
N85314	Caring for the mentally and physically handicapped	-	-	-	-
N85315	Rehabilitaion of people addicted to drugs or alcohol	S	S	S	S
N85319	Social work with accommodation, n.e.c.	-	-	-	-
N85321	Child-care activities (including for the handicapped)	-	-	-	-
N85322	Welfare and guidance counselling activities	-	-	-	-
N85324	Charitable activities	-	-	-	-
N85329	Social work without accommodation, n.e.c.	-	-	-	-

S - Suppressed Data

TABLE 8b Number of Establishments and Book Value of Tangible Fixed Assets by Type for Health and Social Work Establishments with Total Employment of Less Than 20 by Industry Sub-Class: Philippines, 2008

(Value in thousand pesos. Details may not add-up to total due to rounding and/or statistical disclosure control)

1994 PSIC Code	Industry Description	Number of Establishments	Book Value of Tangible Fixed Assets			
			Total	Land	Buildings, Other Structures and Land Improvements	Transport Equipment
			(1)	(2)	(3)	(4)
<b>Philippines</b>		<b>3,480</b>	<b>5,897,904</b>	<b>1,471,827</b>	<b>1,942,604</b>	<b>740,736</b>
N85121	Private hospitals, sanitaria and other similar activities	358	1,022,233	345,930	467,504	113,855
N85122	Private medical activities	1,875	2,771,226	950,293	725,798	439,928
N85123	Private dental and laboratory services	461	166,940	-	61,348	14,527
N85124	Private child care clinics	45	41,986	1,299	22,213	16,873
N85129	Private medical, dental and other health services, n.e.c.	506	1,346,750	87,363	585,497	85,881
N85190	Other hospital activities and medical and dental practices, n.e.c.	44	37,928	-	1,592	17,379
N85200	Veterinary activities	53	28,009	9,532	1,158	5,083
N85311	Child care services	19	96,091	39,307	5,485	32,165
N85313	Caring for the aged and orphans	S	S	S	S	S
N85314	Caring for the mentally and physically handicapped	6	26,560	17,000	8,084	-
N85315	Rehabilitaion of people addicted to drugs or alcohol	S	S	S	S	S
N85319	Social work with accommodation, n.e.c.	9	20,738	180	16,829	59
N85321	Child-care activities (including for the handicapped)	8	63,051	12,823	28,945	6,992
N85322	Welfare and guidance counselling activities	9	13,328	-	7,997	1,599
N85324	Charitable activities	33	45,667	-	2,535	6,034
N85329	Social work without accommodation, n.e.c.	30	196,104	-	-	-

TABLE 8b Number of Establishments and Book Value of Tangible Fixed Assets by Type for Health and Social Work Establishments with Total Employment of Less Than 20 by Industry Sub-Class: Philippines, 2008 (Concluded)

(Value in thousand pesos. Details may not add-up to total due to rounding and/or statistical disclosure control)

1994 PSIC Code	Industry Description	Book Value of Tangible Fixed Assets			
		ICT Machinery and Equipment	Other Machinery and Equipment	Valuables	Other Tangible Fixed Assets
		(6)	(7)	(8)	(9)
<b>Philippines</b>		<b>531,041</b>	<b>1,207,976</b>	<b>3,444</b>	<b>276</b>
N85121	Private hospitals, sanitaria and other similar activities	6,141	88,803	-	-
N85122	Private medical activities	83,213	571,976	-	18
N85123	Private dental and laboratory services	6,753	83,958	355	-
N85124	Private child care clinics	450	1,101	50	-
N85129	Private medical, dental and other health services, n.e.c.	211,263	375,127	1,619	-
N85190	Other hospital activities and medical and dental practices, n.e.c.	3,121	15,836	-	-
N85200	Veterinary activities	2,183	8,615	1,420	19
N85311	Child care services	4,917	14,217	-	-
N85313	Caring for the aged and orphans	S	S	S	S
N85314	Caring for the mentally and physically handicapped	361	1,116	-	-
N85315	Rehabilitaion of people addicted to drugs or alcohol	S	S	S	S
N85319	Social work with accommodation, n.e.c.	2,146	1,284	-	238
N85321	Child-care activities (including for the handicapped)	2,248	12,043	-	-
N85322	Welfare and guidance counselling activities	-	3,732	-	-
N85324	Charitable activities	17,104	19,995	-	-
N85329	Social work without accommodation, n.e.c.	190,531	5,573	-	-

TABLE 8b.1 Number of Establishments and Value of Intangible Assets by Type for Health and Social Work Establishments with Total Employment of Less Than 20 by Industry Sub-Class: Philippines, 2008

(Value in thousand pesos. Details may not add-up to total due to rounding and/or statistical disclosure control)

1994 PSIC Code	Industry Description	Number of Establishments	Value of Intangible Assets as of December 31			
			Total	Intangible Non-Produced Assets	Computer Software and Data Bases	Other Intangible Assets
			(1)	(2)	(3)	(4)
<b>Philippines</b>		<b>3,480</b>	<b>41,513</b>	<b>10,600</b>	<b>18,047</b>	<b>12,867</b>
N85121	Private hospitals, sanitaria and other similar activities	358	-	-	-	-
N85122	Private medical activities	1,875	4,210	-	4,210	-
N85123	Private dental and laboratory services	461	-	-	-	-
N85124	Private child care clinics	45	-	-	-	-
N85129	Private medical, dental and other health services, n.e.c.	506	5,539	-	2,672	2,867
N85190	Other hospital activities and medical and dental practices, n.e.c.	44	-	-	-	-
N85200	Veterinary activities	53	600	600	-	-
N85311	Child care services	19	11,164	-	11,164	-
N85313	Caring for the aged and orphans	S	S	S	S	S
N85314	Caring for the mentally and physically handicapped	6	-	-	-	-
N85315	Rehabilitaion of people addicted to drugs or alcohol	S	S	S	S	S
N85319	Social work with accommodation, n.e.c.	9	-	-	-	-
N85321	Child-care activities (including for the handicapped)	8	-	-	-	-
N85322	Welfare and guidance counselling activities	9	-	-	-	-
N85324	Charitable activities	33	-	-	-	-
N85329	Social work without accommodation, n.e.c.	30	20,000	10,000	-	10,000

S - Suppressed Data

TABLE 9b Summary Statistics for Health and Social Work Establishments with Total Employment of Less Than 20  
by Industry Sub-Class: Philippines, 2008

(Value in thousand pesos. Details may not add-up to total due to rounding and/or statistical disclosure control)

1994 PSIC Code	Industry Description	Number of Establishments	Value of Inventories as of January 1				
			Total	Materials and Supplies	Fuels, Lubricants, Oils and Greases	Goods for Resale	Other Inventories
			(1)	(2)	(3)	(4)	(5)
	<b>Philippines</b>	<b>3,480</b>	<b>454,190</b>	<b>157,862</b>	<b>13,514</b>	<b>282,813</b>	-
N85121	Private hospitals, sanitaria and other similar activities	358	78,003	9,928	163	67,911	-
N85122	Private medical activities	1,875	303,728	79,325	13,270	211,133	-
N85123	Private dental and laboratory services	461	26,999	23,149	81	3,769	-
N85124	Private child care clinics	45	1,082	1,082	-	-	-
N85129	Private medical, dental and other health services, n.e.c.	506	37,085	37,085	-	-	-
N85190	Other hospital activities and medical and dental practices, n.e.c.	44	-	-	-	-	-
N85200	Veterinary activities	53	2,313	2,313	-	-	-
N85311	Child care services	19	600	600	-	-	-
N85313	Caring for the aged and orphans	S	S	S	S	S	S
N85314	Caring for the mentally and physically handicapped	6	18	18	-	-	-
N85315	Rehabilitaion of people addicted to drugs or alcohol	S	S	S	S	S	S
N85319	Social work with accommodation, n.e.c.	9	-	-	-	-	-
N85321	Child-care activities (including for the handicapped)	8	-	-	-	-	-
N85322	Welfare and guidance counselling activities	9	17	17	-	-	-
N85324	Charitable activities	33	-	-	-	-	-
N85329	Social work without accommodation, n.e.c.	30	152	152	-	-	-

1994 PSIC Code	Industry Description	Value of Inventories as of December 31				
		Total	Materials and Supplies	Fuels, Lubricants, Oils and Greases	Goods for Resale	Other Inventories
		(7)	(8)	(9)	(10)	(11)
	<b>Philippines</b>	<b>691,176</b>	<b>394,703</b>	<b>269</b>	<b>296,203</b>	-
N85121	Private hospitals, sanitaria and other similar activities	84,797	10,196	84	74,516	-
N85122	Private medical activities	505,539	287,169	142	218,228	-
N85123	Private dental and laboratory services	25,015	21,513	43	3,459	-
N85124	Private child care clinics	1,234	1,234	-	-	-
N85129	Private medical, dental and other health services, n.e.c.	68,956	68,956	-	-	-
N85190	Other hospital activities and medical and dental practices, n.e.c.	-	-	-	-	-
N85200	Veterinary activities	2,530	2,530	-	-	-
N85311	Child care services	320	320	-	-	-
N85313	Caring for the aged and orphans	S	S	S	S	S
N85314	Caring for the mentally and physically handicapped	10	10	-	-	-
N85315	Rehabilitaion of people addicted to drugs or alcohol	S	S	S	S	S
N85319	Social work with accommodation, n.e.c.	-	-	-	-	-
N85321	Child-care activities (including for the handicapped)	1,379	1,379	-	-	-
N85322	Welfare and guidance counselling activities	12	12	-	-	-
N85324	Charitable activities	400	400	-	-	-
N85329	Social work without accommodation, n.e.c.	102	102	-	-	-

S - Suppressed Data

TABLE 10b Number of Reporting Establishments and Nationality of Stockholder with Highest Capital Participation Rate as of December 31 for Health and Social Work Establishments with Total Employment of Less Than 20 by Industry Sub-Class: Philippines, 2008

(An establishments with equal capital participation rates may be reported several times)

1994 PSIC Code	Industry Description	Number of Reporting Establishments	Nationality of Stockholder with Highest Capital Participation Rate				
			Filipino	American	British	Chinese	German
			(1)	(2)	(3)	(4)	(5)
	<b>Philippines</b>	<b>120</b>	<b>116</b>	<b>1</b>	<b>-</b>	<b>1</b>	<b>1</b>
N85121	Private hospitals, sanitarium and other similar activities	10	10	-	-	-	-
N85122	Private medical activities	32	31	1	-	-	-
N85123	Private dental and laboratory services	14	13	-	-	1	-
N85124	Private child care clinics	6	6	-	-	-	-
N85129	Private medical, dental and other health services, n.e.c.	15	15	-	-	-	-
N85190	Other hospital activities and medical and dental practices, n.e.c.	4	3	-	-	-	1
N85200	Veterinary activities	8	8	-	-	-	-
N85311	Child care services	4	3	-	-	-	-
N85313	Caring for the aged and orphans	S	S	S	S	S	S
N85314	Caring for the mentally and physically handicapped	3	3	-	-	-	-
N85315	Rehabilitation of people addicted to drugs or alcohol	4	4	-	-	-	-
N85319	Social work with accommodation, n.e.c.	3	3	-	-	-	-
N85321	Child-care activities (including for the handicapped)	4	4	-	-	-	-
N85322	Welfare and guidance counselling activities	S	S	S	S	S	S
N85324	Charitable activities	4	4	-	-	-	-
N85329	Social work without accommodation, n.e.c.	4	4	-	-	-	-

1994 PSIC Code	Industry Description	Nationality of Stockholder with Highest Capital Participation Rate				
		Japanese	Korean	Singaporean	Taiwanese	Others
		(7)	(8)	(9)	(10)	(11)
	<b>Philippines</b>	<b>-</b>	<b>-</b>	<b>-</b>	<b>-</b>	<b>1</b>
N85121	Private hospitals, sanitarium and other similar activities	-	-	-	-	-
N85122	Private medical activities	-	-	-	-	-
N85123	Private dental and laboratory services	-	-	-	-	-
N85124	Private child care clinics	-	-	-	-	-
N85129	Private medical, dental and other health services, n.e.c.	-	-	-	-	-
N85190	Other hospital activities and medical and dental practices, n.e.c.	-	-	-	-	-
N85200	Veterinary activities	-	-	-	-	-
N85311	Child care services	-	-	-	-	1
N85313	Caring for the aged and orphans	S	S	S	S	S
N85314	Caring for the mentally and physically handicapped	-	-	-	-	-
N85315	Rehabilitation of people addicted to drugs or alcohol	-	-	-	-	-
N85319	Social work with accommodation, n.e.c.	-	-	-	-	-
N85321	Child-care activities (including for the handicapped)	-	-	-	-	-
N85322	Welfare and guidance counselling activities	S	S	S	S	S
N85324	Charitable activities	-	-	-	-	-
N85329	Social work without accommodation, n.e.c.	-	-	-	-	-

S - Suppressed Data

# **APPENDICES**



2008 ANNUAL SURVEY OF PHILIPPINE BUSINESS AND INDUSTRY

**BUSINESS AND SERVICES**  
January - December 2008

Please enter your TIN here

**OBJECTIVE**

The *2008 Annual Survey of Philippine Business and Industry (ASPBI)* will provide key measures on the performance, structure and trends of businesses and industries that will be used for planning and policy formulation by the government and private sectors.

**AUTHORITY**

The information sought is collected under the authority of **COMMONWEALTH ACT 591**. The Act authorizes the **National Statistics Office** to collect information from businesses and industries. Any person who fails or refuses to accomplish this questionnaire shall, upon conviction, be punished as provided for in **Section 3** of this same **Act**.

**CONFIDENTIALITY**

**Section 4** of **CA 591** provides that all information furnished this Office will be kept strictly **CONFIDENTIAL** and shall not be used for purposes of taxation, investigation or regulation.

**REFERENCE PERIOD**

Report should refer to the period from **January 1 to December 31, 2008**.

**DUE DATE**

Duly accomplished form should be submitted to NSO or to the authorized representative **ON** or **BEFORE**

\_\_\_\_\_

CARMELITA N. ERICTA  
**Administrator**

**INQUIRIES**

For inquiries please contact:

\_\_\_\_\_

Tel. No. \_\_\_\_\_

E-mail Address \_\_\_\_\_ or E-mail: [E.deGuzman@census.gov.ph](mailto:E.deGuzman@census.gov.ph)

FOR NSO USE ONLY													
FN			QN	QR	ECN								
IND				PROV	MUN	BGY			SZ	LO	EO		

Please read this first

**Inclusion:** Include only the Philippine-based activities, including imports and exports, of the establishment referred to in the address label on the cover page.

**Estimates:** If exact figures are not available in your records, please provide your best estimates. If an exact or detailed item is not applicable, indicate N. A.

**Explanatory Notes and Definitions:** Explanatory notes and definitions are provided in the specific items. Please refer to the relevant **Include** and **Exclude** portions and other notes when providing responses for each item.

GENERAL INFORMATION ABOUT THE ESTABLISHMENT

**1. Economic Activity or Business in 2008**

Describe in detail the main and other activities of this establishment.  
Specify major products or goods sold/produced and/or type of services rendered.

**A. Main Activity** (Refers to the activity that contributes the biggest or major portion of the gross income or revenue of this establishment.)

ISIC Code				

**B. Secondary/Other Activities**

**2. Year Started Operation**

On the space provided, indicate the year when this establishment started operation: \_\_\_\_\_

**3. Legal Organization in 2008**

Mark (X) the box corresponding to the best description of the establishment.

- |  |   |  |
|--|---|--|
| 1 <input type="checkbox"/> Single Proprietorship | 3 <input type="checkbox"/> Government Corporation | 5 <input type="checkbox"/> Cooperative                             |
| 2 <input type="checkbox"/> Partnership           | 4 <input type="checkbox"/> Private Corporation    | 6 <input type="checkbox"/> Others (foundation, NGOs, assoc., etc.) |

**4. Economic Organization in 2008**

Mark (X) the box corresponding to the best description of the establishment.

- 1  Single Establishment
- 2  Branch only  
⇒ Provide details of Main Office below
- 3  Establishment and main office  
(both located in the same address and with branches elsewhere)
- 4  Main Office only
- 5  Ancillary unit other than Main Office  
⇒ Provide details of Main Office below

**Single Establishment** is an establishment which has neither branch nor main office.  
**Branch** is an establishment which has a separate main office located elsewhere.  
**Main office** is the unit which controls, supervises and directs one or more establishments of an enterprise.  
**Ancillary unit** is the unit that operates primarily or exclusively for a related establishment or group of related establishments and provides goods or services that support but do not become part of the output of those establishments.

**A. Name of Main Office** \_\_\_\_\_

**B. Address of Main Office** \_\_\_\_\_

**C. Contact Person in Main Office**

- |                             |                   |
|-----------------------------|-------------------|
| (1) Name _____              | (4) Fax No. _____ |
| (2) Title/Designation _____ | (5) E-mail _____  |
| (3) Tel. No. _____          |                   |

**5. Capital Participation in 2008**

Mark (X) all applicable boxes corresponding to the nationality of the stockholders of this establishment.

- |  |   |   |
|--|---|---|
| 1 <input type="checkbox"/> Filipino _____% | 5 <input type="checkbox"/> German _____%      | 6 <input type="checkbox"/> Taiwanese _____% |
| 2 <input type="checkbox"/> American _____% | 6 <input type="checkbox"/> Japanese _____%    | 7 <input type="checkbox"/> Others: _____%   |
| 3 <input type="checkbox"/> British _____%  | 7 <input type="checkbox"/> Korean _____%      |   |
| 4 <input type="checkbox"/> Chinese _____%  | 8 <input type="checkbox"/> Singaporean _____% |   |

Continued on Page 3



## EMPLOYMENT

**6. Number of Paid Employees Who Worked for this Establishment as of 15 November 2008****INCLUDE:**

- Full-time/part-time employees working in or for the establishment and receiving regular pay
- Employees working away from this establishment paid by and under the control of this establishment
- Employees on sick or maternity leave
- Employees on paid vacation or holiday
- Employees on strike
- Directors of corporations working for pay
- Executives/managers and other officers of the same category
- Working owners receiving regular pay
- Apprentices and learners receiving regular pay
- Any other employee receiving regular pay not reported above

**EXCLUDE:**

- Directors paid solely for their attendance at meetings of Board of Directors
- Consultants
- Workers on indefinite leave
- Working owners/members of cooperatives who do not receive regular pay
- Homeworkers
- Workers receiving commissions only

PAID EMPLOYEES BY SEX	LN NO	NUMBER
a. Male	01	
b. Female	02	
c. <b>Total</b> (sum of a and b)	03	

**7. Number of Unpaid Workers Who Worked for this Establishment as of 15 November 2008****INCLUDE:**

- Working owners who do not receive regular pay
- Apprentices and learners without regular pay
- Persons working for at least 1/3 of the time normal to the establishment without regular pay

**EXCLUDE:**

- Silent or inactive business partners

UNPAID WORKERS BY SEX	LN NO	NUMBER
a. Male	01	
b. Female	02	
c. <b>Total</b> (sum of a and b)	03	

**8. Total Employment of this Establishment as of 15 November 2008**

TOTAL EMPLOYMENT BY SEX	LN NO	NUMBER
a. Male (sum of 6a and 7a)	01	
b. Female (sum of 6b and 7b)	02	
c. <b>Total</b> (sum of 8a and 8b)	03	

## PRODUCTION/ CONSTRUCTION WORKERS AND HOURS WORKED

**9. Number of Production/ Construction Workers as of 15 November 2008 (Not Applicable)****10. Total Hours Worked by Production/Construction Workers in 2008 (Not Applicable)**

Continued on Page 4

## COMPENSATION

## 11. Gross Salaries and Wages Paid by this Establishment to its Employees in 2008

**Gross salaries and wages** refer to payments in cash or in kind prior to any deductions for employee's contributions to SSS/GSIS, withholding tax, etc.

**INCLUDE:**

- Total basic pay
- Overtime pay (payment given for extra hours worked)
- Vacation, sick and maternity leave pay
- Bonuses
- Food, housing and cost of living allowances
- Commissions paid for salaried employees
- Commutable transportation and representation allowances
- Separation, retirement/terminal pay, gratuities, etc.

**EXCLUDE:**

- Cost of uniform/working clothes
- Reimbursable transportation and representation allowances

**GROSS SALARIES AND WAGES**LN  
NO**VALUE IN PESOS**  
(Omit Centavos)

01

## 12. Total Employer's Contribution to SSS/GSIS, etc. in 2008

**Employer's contribution to SSS/GSIS, etc.** includes contributions to Employees Compensation Commission (ECC), PhilHealth, PAG-IBIG, SSS/GSIS, etc.

**TOTAL EMPLOYER'S CONTRIBUTION TO SSS/GSIS, ETC.**LN  
NO**VALUE IN PESOS**  
(Omit Centavos)

01

## REVENUE

## 13. Total Revenue in 2008

**Revenue** refers to cash received and receivables for services rendered and goods sold.

**Valuation:** Services rendered and goods sold should be in **producer price** net of discounts and allowances.

**Producer price** is the amount receivable by the producer from the purchaser for a unit of a product (good or service produced) as output, minus any VAT or similar deductible tax, invoiced to the purchaser. It excludes any transport charges invoiced separately by the producer.

**INCLUDE:**

- Revenue from transactions within and outside the country.
- Services rendered and goods transferred to other establishments belonging to the same enterprise as this establishment which should be treated as sales and valued as if sold to a customer or **valued at cost**.

**EXCLUDE:**

- Subsidies received.

**TYPE OF REVENUE**LN  
NO**VALUE IN PESOS**  
(Omit Centavos)

- a. Revenue from main activity (Report revenue from main activity if engaged in hotel and restaurant services; transport, storage and communications; foreign exchange dealing; renting of machinery, equipment, personal and household goods; computer and related activities; research and development; education, health and social works services; business services like advertising, security, call center and medical transcription; and other community, social and personal services. **INCLUDE:** Donations and grants for social works) (sum of a1 and a2)

01

**Specify:** \_\_\_\_\_

1. Revenue from transactions within the country

02

2. Revenue from transactions outside the country

03

Continued on Page 5

⇒ Page 5	PLEASE ENTER ON THE APPROPRIATE SPACE OR BOX THE DATA REQUESTED.	
<b>REVENUE (cont.)</b>		
TYPE OF REVENUE	LN NO	VALUE IN PESOS (Omit Centavos)
b. Interest income ( <i>INCLUDE: Interest on finance leases; Earnings on discounted bills; Interest from deposits in banks and other financial institutions; Interest/discounts on loans, deposits, financing, bonds, money market, etc.</i> )	04	
c. Real estate sales ( <i>INCLUDE: Real estate sales for residential and non-residential, memorial lots and columbarium vaults</i> )	05	
d. Insurance premiums ( <i>INCLUDE: Net premiums earned from insurance and pension funding activities.</i> )	06	
e. Value of non-industrial services done for others ( <i>INCLUDE: Rent income from land; Rental income from structures/buildings; Income from freight, consultancy and other professional and business services</i> )	07	
f. Dividend income	08	
g. Commissions and fees earned ( <i>INCLUDE: Commission income; Income earned from wholesale on a fee or contract basis; Income earned through agents and brokers; Income earned from real estate activities on a fee or contract basis</i> )	09	
h. Service charges ( <i>A separate charge made for the administration of a loan or other service.</i> )	10	
i. Value of goods for resale ( <i>Receipts from goods sold in the same condition as purchased.</i> )	11	
j. Royalty income ( <i>Payment received for trademarks, copyrights, patents or secrecy. Copyrights, patents or secrecy may take the form of books, recordings, files, software, tapes, disks, etc.</i> )	12	
k. Franchise income ( <i>Payment received for license to make, distribute or sell a product or service.</i> )	13	
l. Other income ( <i>INCLUDE: Foreign exchange gains; Auctioned jewelries; Gain from sale of acquired assets; etc.</i> ) <b>Specify:</b> _____	14	
m. Total revenue (sum of a to l)	15	
n. Please specify the nature and amount of the single largest item included in <b>Other income</b> (reported in Item 13.l). <b>Specify:</b> _____	LN NO 01	VALUE IN PESOS (Omit Centavos)
<b>SUBSIDIES</b>		LN NO
<b>14. Subsidies Received by this Establishment in 2008</b> <i>Subsidies refer to special grants in the form of financial assistance or tax exemption or tax privilege received from the government to aid and develop an industry.</i> <i>INCLUDE: Tax and duty exemptions; Price support and price discount; Interest rate subsidy.</i>		VALUE IN PESOS (Omit Centavos) 01
<b>COST</b>		
<b>15. Total Cost Incurred in 2008</b>		
<p><i>Cost refers to all expenses incurred during the year whether paid or payable.</i></p> <p><b>Valuation:</b> Goods and services should be in <b>purchaser price</b>.</p> <p><b>Purchaser price</b> is the amount paid by the purchaser, excluding any VAT or similar deductible tax, in order to take delivery of a unit of a good or service. It includes any transport charges paid separately by purchaser to take delivery at the required time and place.</p> <p><b>INCLUDE:</b> Goods received from and services rendered by other establishments belonging to the same enterprise as this establishment. These should be <b>valued as though purchased</b>.</p> <p><b>EXCLUDE:</b> Compensation of employees (Salaries and wages, and employer's contribution are reported in Items 11 and 12.)</p>		
TYPE OF COST	LN NO	VALUE IN PESOS (Omit Centavos)
a. Materials and supplies purchased ( <i>INCLUDE: Office supplies; Food, drinks and other restaurant supplies; Linens and other hotels, motels and lodging materials; Instructional and academic materials (for education establishments); Medical, surgical and dental supplies; Subsistence supplies for patients (for health establishments); Wrapping and packing materials; Small tools and materials for repairs and maintenance; Non-durable tools; Uniforms/working clothes; and Other supplies</i> )	01	

Continued on Page 6

⇒ Page 6	PLEASE ENTER ON THE APPROPRIATE SPACE OR BOX THE DATA REQUESTED.
----------	--

COST (cont.)		
TYPE OF COST	LN NO	VALUE IN PESOS
b. Insurance claims paid	02	
c. Real estate purchased for sale ( <b>INCLUDE:</b> Development cost of real estate purchased)	03	
d. Fuels, lubricants, oils and greases purchased ( <b>INCLUDE:</b> Diesel or bunker oil, LPG, kerosene, wood, coal and charcoal)	04	
e. Electricity and water purchased	05	
f. Cost of industrial services done by others ( <b>INCLUDE:</b> Contract and commission work done by others; Industrial repair, maintenance and installation work)	06	
g. Cost of non-industrial services done by others ( <b>INCLUDE:</b> Rent expense for land; Rental expense for structures/buildings, transport, machinery and other equipment; Bank charges excluding interest; Insurance expense; Commission expense for non-regularly paid employees; Communication expense; Professional, business and other service fees; Transportation, representation and entertainment expense; Storage and warehousing fees; Stevedoring, forwarding and other freight charges; Advertising and promotional expense; Financial services, excluding interest payment; Management fee; Janitorial, security and messengerial service fees; etc.)	07	
h. Interest expense (Interest paid for loans obtained from banks and other financial institutions. <b>INCLUDE:</b> Interest in respect of finance leases; Interest equivalent such as hedging cost <b>EXCLUDE:</b> Bank charges other than interest)	08	
i. Goods purchased for resale ( <b>INCLUDE:</b> Acquisition cost of goods purchased for resale without transformation or processing)	09	
j. Indirect taxes (Taxes incidental to the production or sale of goods and services chargeable as expenses. <b>INCLUDE:</b> Net value added tax, Import duties, Business licenses, BIR stamps, Franchise tax and Real estate tax, and other local taxes <b>EXCLUDE:</b> Income tax)	10	
k. Research and experimental development expense (Amount spent on any systematic and creative work undertaken to increase the stock of knowledge and the use of this knowledge to create new or improved products, processes, services and other applications.)	11	
l. Environmental protection expense (Cost incurred for the prevention, reduction and elimination of pollution as well as any degradation of the environment. <b>INCLUDE:</b> Cost of environmental protection services like wastewater treatment, etc.)	12	
m. Royalty fee (Expense for trademarks, copyrights, patents or secrecy)	13	
n. Franchise fee (Expense paid for license to make, distribute or sell a product or service.)	14	
o. Bad and doubtful debts ( <b>INCLUDE:</b> Bad debts, doubtful debts, and/or provision for bad and doubtful debts. Report net of bad debts recovered)	15	
p. Depreciation of fixed assets in 2008	16	
q. Other cost ( <b>INCLUDE:</b> Foreign exchange losses and all other cost not included elsewhere <b>EXCLUDE:</b> Salaries and wages; SSS/GSIS and ECC contributions; Losses and damages; Amortization; Sales tax and excise duties payable to the government; Income tax and other direct taxes; Unrealized gains from revaluation of assets; etc.) <b>Specify:</b> _____	17	
r. <b>Total cost</b> (sum of a to q)	18	

s. Please specify the nature and amount of the single largest item included in <b>Other cost</b> (reported in Item 15.q). <b>Specify:</b> _____	LN NO	VALUE IN PESOS (Omit Centavos)
		01

Continued on Page 7

⇒ PAGE 7

PLEASE ENTER ON THE APPROPRIATE SPACE OR BOX THE DATA REQUESTED.

**CAPITAL EXPENDITURES AND SALE OF TANGIBLE FIXED ASSETS,  
INCLUDING LOSSES AND DAMAGES**

**16. Capital Expenditures and Sale of Tangible Fixed Assets, Including Losses and Damages in 2008**

**Tangible Fixed Assets** refer to physical assets (tangible) acquired and for use of this establishment and expected to have a productive life of more than one year. These include land; buildings, other structures and land improvements; transport equipment; machinery and equipment; and other fixed assets.

**INCLUDE:**

- Tangible fixed assets received from other establishments belonging to the same enterprise as this establishment should be valued as though purchased.
- Delivery charges and installation cost, taxes and other necessary fees (import duties, registration fees, etc.)

**EXCLUDE:**

- Financing cost

**Capital Expenditures for tangible fixed assets** refer to the full value of tangible fixed assets **acquired in 2008** whether or not full payments have been made.

**Sale of tangible fixed assets** refers to the actual amount received/realized (**not book value**) from the sale of tangible fixed assets during the year including the value of tangible fixed assets transferred to other establishments of the same enterprise.

**Losses and Damages** refer to the decrease in the book value of tangible fixed assets due to theft, major catastrophe, and other accidental destructions.

TYPE OF TANGIBLE FIXED ASSETS	LN NO	VALUE IN PESOS (Omit Centavos)			
		CAPITAL EXPENDITURES FOR TANGIBLE FIXED ASSETS		SALE OF TANGIBLE FIXED ASSETS (3)	LOSSES AND DAMAGES (4)
		Total (1)	Percent Directly Imported (2)		
a. Land <i>(INCLUDE: Land used in the operation of business)</i>	01				
b. Buildings, other structures and land improvements <i>(INCLUDE: Leasehold improvements; Major repair, renovations and additions)</i>	02				
c. Transport equipment <i>(INCLUDE: Aircrafts, ships/vessels, trains, buses, cars, delivery trucks and other)</i>	03				
d. Machinery and equipment <i>(sum of 1 and 2)</i>	04				
1. ICT machinery and equipment <i>(INCLUDE: Computer and peripherals; Telecommunications equipment and apparatus)</i>	05				
2. Other machinery and equipment <i>(INCLUDE: Electronic machinery and equipment other than telecommunications; Furniture and fixtures)</i>	06				
e. Valuables <i>(INCLUDE: Precious, stones and metals; Paintings; Sculptures; Antiques; etc.)</i>	07				
f. Other tangible fixed assets not included above, <b>Specify:</b>	08				
g. <b>Total</b> <i>(sum of a to f)</i>	09				

Continued on Page 8

## CAPITAL EXPENDITURES FOR TANGIBLE FIXED ASSETS (Cont.)

**17. Capital Expenditures for All Tangible Fixed Assets by Mode of Acquisition in 2008**

⇒ Report the full value of all tangible fixed assets acquired in 2008 by mode of acquisition. Total in this item should equal to the **Total** reported in Item 16 column 1.

**New tangible fixed assets** refer to brand new tangible fixed assets acquired during the year, including directly/newly imported tangible fixed assets. **Directly/newly imported tangible fixed assets** are considered new whether or not they were used before they were imported.

**Major alterations and improvements on tangible fixed assets** are done to increase the performance or capacity of existing fixed assets or to significantly extend expected useful lives.

**Used tangible fixed assets** refer to those that have been previously used within the country.

**Tangible fixed assets produced on own account** refer to the physical assets produced by the establishment for its own use. It should be valued as the cost of all input in place including overhead cost.

MODE OF ACQUISITION	LN NO	VALUE IN PESOS (Omit Centavos)
a. New fixed assets	01	
b. Major alterations and improvements on tangible fixed assets	02	
c. Land and used tangible fixed assets	03	
d. Tangible fixed assets produced on own account	04	
e. <b>Total</b> (sum of a to d)	05	

## CAPITAL EXPENDITURES FOR INTANGIBLE ASSETS

**18. Capital Expenditures for Intangible Assets in 2008**

⇒ Report the full value of all intangible fixed and non-produced assets acquired in 2008.

TYPE OF INTANGIBLE ASSETS	LN NO	VALUE IN PESOS (Omit Centavos)
a. Intangible non-produced assets <i>(INCLUDE: Purchased goodwill; Patents; Trademarks; Franchises; Licenses; Copyrights; Leases and other transferable contracts)</i>	01	
b. Computer software and databases <i>(INCLUDE: Computer programs; Systems and applications software purchased; Computer software developed in-house; Computer databases purchased; and Computer databases developed in-house)</i>	02	
c. Other intangible assets <i>(INCLUDE: Entertainment, literary or artistic originals, etc.)</i> <b>Specify:</b> _____	03	
d. <b>Total</b> (sum of a to c)	04	

Continued on Page 9

⇒ Page 9	PLEASE ENTER ON THE APPROPRIATE SPACE OR BOX THE DATA REQUESTED.
----------	--

BOOK VALUE OF TANGIBLE FIXED ASSETS		
<b>19. Book Value of Tangible Fixed Assets as of 31 December 2008</b>		
<div style="border: 1px solid black; padding: 5px;"> <p><i>Book value refers to the initial or acquisition cost of tangible fixed assets less accumulated depreciation charges. Also include in Book Value as of December 31, the capital expenditures for the corresponding tangible fixed assets.</i></p> </div>		
TYPE OF FIXED ASSETS	LN NO	VALUE IN PESOS (Omit Centavos)
a. Land <i>(INCLUDE: Land used in the operation of business)</i>	01	
b. Buildings, other structures and land improvements <i>(INCLUDE: Leasehold improvements; Major repairs, renovations and addition)</i>	02	
c. Transport equipment <i>(INCLUDE: Aircrafts, ships/vessels, trains, buses, cars, delivery trucks and Other transport equipment)</i>	03	
d. Machinery and equipment (sum of 1 and 2)	04	
1. ICT machinery and equipment <i>(INCLUDE: Computer and peripherals; Telecommunications equipment and apparatus)</i>	05	
2. Other machinery and equipment <i>(INCLUDE: Electronic machinery and equipment other than telecommunications; Furniture and fixtures)</i>	06	
e. Valuables <i>(INCLUDE: Precious stones and metals; Paintings; Sculptures; Antiques; etc.)</i>	07	
f. Other fixed assets not included above, <b>Specify:</b> _____	08	
g. <b>Total</b> (sum of a to f)	09	

BOOK VALUE OF INTANGIBLE ASSETS		
<b>20. Total Value of Intangible Assets as of 31 December 2008</b>		
TYPE OF INTANGIBLE ASSETS	LN NO	VALUE IN PESOS (Omit Centavos)
a. Intangible non-produced assets <i>(INCLUDE: Goodwill; Patents; Trademarks; Franchises; Licenses; Copyrights; Leases and other transferable contracts)</i>	01	
b. Computer software and databases <i>(INCLUDE: Computer programs; Systems and applications software purchased; Computer software developed in-house; Computer databases purchased; Computer databases developed in-house)</i>	02	
c. Other intangible assets <i>(INCLUDE: Entertainment, literary or artistic originals, etc.)</i> <b>Specify:</b> _____	03	
d. <b>Total</b> (sum of a to c)	04	

CAPACITY UTILIZATION
<b>21. Average Capacity Utilization Rate of this Establishment in 2008</b> <b>(Not Applicable)</b>

Continued on Page 10

## INVENTORIES

**22. Inventories in 2008**

*Inventories refer to stocks of goods owned by or under the control of the establishment as of a fixed date, regardless of where the stocks are located.*

*Valuation should be at current replacement cost in **purchaser's price** at the indicated dates.*

*Replacement cost is the cost of an item in terms of its present price rather than its original cost.*

TYPE OF INVENTORIES	LN NO	VALUE IN PESOS (Omit Centavos)	
		As of 1 January 2008 (1)	As of 31 December 2008 (2)
a. Real estate for sale	01		
b. Materials and supplies	02		
c. Fuels, lubricants, oils and greases	03		
d. Goods for resale	04		
e. Others, <b>Specify:</b> _____	05		
f. <b>Total</b> (sum of a to e)	06		

**23 Branches, Divisions, Plants Owned or Controlled (for Main Office)**

⇒ Please use additional sheets if necessary.

*List name, address, total employment as of 15 November 2008 and year started operation of branches, divisions, plants, or other establishments that this establishment owns or controls.*

	NAME OF BRANCH/ES (1)	ADDRESS OF BRANCH/ES (2)	TOTAL EMPLOYMENT as of 15 November 2008 (3)	YEAR STARTED OPERATION (4)
1				
2				
3				
4				
5				

Continued on Page 11



## 24. REMARKS

**CERTIFICATION**

I hereby certify that this report for the period \_\_\_\_\_ to \_\_\_\_\_ has been completed as accurately as the records of this establishment allow and with the best estimates in some instances.

Name \_\_\_\_\_

Signature \_\_\_\_\_

Title/Designation \_\_\_\_\_

Date \_\_\_\_\_

**CONTACT PERSON**

Person to be contacted for queries regarding this form:

Name \_\_\_\_\_

Address \_\_\_\_\_

Title/Designation \_\_\_\_\_

Tel. No. \_\_\_\_\_ Fax No. \_\_\_\_\_

Email Address \_\_\_\_\_

**DO NOT FILL (FOR NSO USE ONLY)**

Activity	Name	Signature	Number of variables with errors	Date
Distributed by				/ /
Collected by				/ /
Field Edited by				/ /
Manually Edited by				/ /
Edited/Coded by CO				
Verified by CO				/ /

**THANK YOU FOR ACCOMPLISHING THIS FORM!**

Appendix 2 - 2008 ASPBI Sampling Rates by Sector, Employment Strata and 5 Digit PSIC Industry

2008 ASPBI Sampling Rates by Sector, Employment Strata and 5 Digit PSIC Industry

SECTOR   INDUSTRY	Employment Strata				
	1 - 9	10 - 19	20 - 49	50 - 99	100 & Over
<b>AGRICULTURE, HUNTING AND FORESTRY</b>					
Common Industries					
A01500 - growing of sugarcane, including muscovado sugar making in the farm	10%		25%	50%	100%
A02100 - hog farming	10%		25%	50%	100%
Other Industries	100%		100%		
<b>FISHING</b>					
	100%		100%		
<b>MINING AND QUARRYING</b>					
	100%		100%		
<b>MANUFACTURING</b>					
ICT Manufacturing Industries					
D22110 - publishing of books, brochures, and other publications	100%		100%		
D22120 - publishing of newspapers, journals and periodicals	100%		100%		
D22130 - publishing of music	100%		100%		
D22190 - other publishing	100%		100%		
D22300 - publishing and printing activities	100%		100%		
D30200 - manufacture of computers, computer peripherals equipment and accessories	100%		100%		
D32100 - manufacture of electronic valves and tubes	100%		100%		
D32200 - manufacture of semi-conductor devices and other electronic	100%		100%		
D32300 - manufacture of apparatus for line telephony and line telegraphy	100%		100%		
D32400 - manufacture of television and radio transmitters, receivers, sound or video recording or reproducing apparatus, and associated goods	100%		100%		
Certainty Industries					
D23100 - manufacture of coke oven products	100%		100%		
D23200 - manufacture of refined petroleum products	100%		100%		
D23300 - manufacture of other fuel products	100%		100%		
D26200 - manufacture of cement	100%		100%		
Common Industries					
D15300 - rice/corn milling	5%		100%		
D15550 - manufacture of drinking waters	5%		100%		
D15610 - baking of bread, cakes, pastries, pies and similar "perishable" bakery products, including hopia and doughnut making	5%		100%		
1 → 1 Correspondence					
D15120 - production, processing and preserving of meat and meat products	5%		100%		
D15210 - processing of fresh milk and cream	5%		100%		
D15250 - manufacture of ice cream and sherbet, ice drop, ice candy and other flavored ices	5%		100%		
D15410 - manufacture of starches and starch products	5%		100%		
D15420 - production of prepared animal feeds	5%		100%		
D15511 - manufacture of distilled, potable alcoholic beverages (e.g. whisky, brandy, gin, etc.)	5%		100%		
D15530 - manufacture of malt liquors and malt	5%		100%		
D15541 - manufacture of softdrinks	5%		100%		
D15542 - manufacture of drinks flavored with fruit juices, syrups or other	5%		100%		
D15920 - manufacture of macaroni, noodles, couscous and similar farinaceous products	5%		100%		
D15950 - coffee roasting and processing	5%		100%		
D17310 - manufacture of knitted and crocheted fabrics	5%		100%		

## 2008 ASPBI Sampling Rates by Sector, Employment Strata and 5 Digit PSIC Industry

SECTOR   INDUSTRY	Employment Strata				
	1 - 9	10 - 19	20 - 49	50 - 99	100 & Over
<b>MANUFACTURING (1 → 1 Correspondence) cont....</b>					
D18300 - manufacture of articles of fur	5%				100%
D19110 - tanning and dressing of leather	5%				100%
D24210 - manufacture of fertilizers and nitrogen compounds	5%				100%
D25201 - manufacture of plastic articles for packing goods (e.g. boxes, bags, sacks, etc.)	5%				100%
D25204 - manufacture of plastic pipes and tubes	5%				100%
D26920 - manufacture of refractory ceramic products	5%				100%
D26960 - cutting, shaping and finishing of stone	5%				100%
D28920 - treatment and coating of metals; general mechanical engineering on a fee or contract basis	5%				100%
D29304 - manufacture of electrothermic domestic appliances (e.g. hair dressing appliances, electric instantaneous storage, heaters, flat-irons, plate warmers, coffee or tea makers)	5%				100%
D29305 - manufacture of domestic-type water filters and/or purifiers	5%				100%
D29309 - manufacture of household appliances, n.e.c.	5%				100%
D34100 - manufacture of motor vehicles	5%				100%
Other Industries	10%				100%
<b>ELECTRICITY, GAS AND WATER</b>	100%				100%
<b>CONSTRUCTION</b>	100%				100%
<b>WHOLESALE   RETAIL TRADE; REPAIR SERVICES</b>					
<b>ICT Trade Industries</b>					
G51600 - wholesale of computers, computer peripheral equipment and software	100%				100%
G51700 - wholesale of electronic parts and equipment	100%				100%
<b>ICT Repair Industries</b>					
G52604 - repair and installation of radio and television receivers, transmitters and antennae, and other home entertainment equipment	100%				100%
<b>Common Industries</b>					
G50201 - repairing of motor vehicles, including overhauling					
G50302 - motor vehicles parts and accessories, retailing	5%	25%	50%		100%
G50401 - sale of motorcycles and their parts and components	5%	25%	50%		100%
G50500 - retail sale of automotive fuel	5%	25%	50%		100%
G52111 - retail selling in groceries	5%	25%	50%		100%
G52113 - retail selling in sari-sari stores	5%	25%	50%		100%
G52203 - meat and poultry products, retailing	5%	25%	50%		100%
G52311 - drugs and pharmaceutical goods, retailing	5%	25%	50%		100%
G52322 - wearing apparel, except footwear, retailing	5%	25%	50%		100%
G52325 - footwear, all kinds, retailing	5%	25%	50%		100%
G52331 - home furnishing, furniture and fixtures, including lamps and lamp shades, retailing	5%	25%	50%		100%
G52333 - household appliances, retailing	5%	25%	50%		100%
G52341 - hardware, retailing	5%	25%	50%		100%
G52344 - construction materials retailing	5%	25%	50%		100%
G52350 - books, office and school supplies, including newspapers and magazines, retailing	5%	25%	50%		100%
G52382 - feeds, fertilizers and insecticides, retailing	5%	25%	50%		100%
G52394 - toys, gifts and novelty goods, retailing	5%	25%	50%		100%
G52396 - jewelry, watches and clocks, retailing	5%	25%	50%		100%
G52399 - other retail sale in specialized stores, n.e.c. (including sale of packaging materials)	5%	25%	50%		100%
G52810 - retail sale of cellular phones, parts and accessories	5%	25%	50%		100%
<b>1 → 1 Correspondence</b>					
G51410 - wholesale of solid, liquid and gaseous fuels and related products	5%	25%	50%		100%

## 2008 ASPBI Sampling Rates by Sector, Employment Strata and 5 Digit PSIC Industry

SECTOR   INDUSTRY	Employment Strata				
	1 - 9	10 - 19	20 - 49	50 - 99	100 & Over
<b>WHOLESALE/ RETAIL TRADE; REPAIR SERVICES(1 → 1 Correspondence) (cont...</b>					
G51420 - wholesale of metals and metal ores	5%	25%	50%	100%	
G51501 - wholesale of agricultural machinery, equipment and accessories	5%	25%	50%	100%	
G52190 - other retail sale in non-specialized stores (department stores)	5%	25%	50%	100%	
G52206 - beverages (not consumed on the spot), retailing	5%	25%	50%	100%	
G52208 - tobacco products, retailing	5%	25%	50%	100%	
G52321 - textile fabrics, all kinds, retailing	5%	25%	50%	100%	
G52400 - retail sale of second-hand goods in stores	5%	25%	50%	100%	
G52510 - retail sale via mail/telephone order	5%	25%	50%	100%	
G52594 - water distribution / retailing	5%	25%	50%	100%	
G52603 - repair and installation of household appliances, except television, radio and other home entertainment equipment	5%	25%	50%	100%	
Other Industries	10%		100%		
<b>HOTELS AND RESTAURANTS</b>					
Common Industries					
H55110 - hotels and motels	5%	25%	50%	100%	
H55210 - restaurants, cafes and fastfood centers	5%	25%	50%	100%	
H55220 - refreshment stands, kiosks and counters	5%	25%	50%	100%	
1 → 1 Correspondence					
H55292 - catering and take-out activities (carried on separate units)	5%	25%	50%	100%	
Other Industries	10%	25%	50%	100%	
<b>TRANSPORT, STORAGE AND COMMUNICATIONS</b>					
ICT Service Industries					
I64210 - telephone, telegraph, facsimile/telefax, and telex services	100%		100%		
I64220 - transmission of radio and television broadcast	100%		100%		
I64230 - internet service provider (isp)	100%		100%		
I64290 - other telecommunication services, including pay phones	100%		100%		
1 → 1 Correspondence					
I60200 - transport via pipelines	5%		100%		
I63200 - supporting and auxiliary activities to water transport	5%		100%		
I63300 - supporting and auxiliary activities to air transport	5%		100%		
Other Industries	10%		100%		
<b>FINANCIAL INTERMEDIATION</b>					
Certainty Industries					
J66940 - financial holding company activities	100%		100%		
Common Industries					
J65941 - regular rural banking	5%		100%		
J66110 - financing company operations	5%		100%		
J66120 - lending investor activities	5%		100%		
J66200 - pawnshop operations	5%		100%		
J66983 - credit cooperative activities	5%		100%		
Other Industries	10%		100%		
<b>REAL ESTATE, RENTING AND BUSINESS ACTIVITIES</b>					
ICT Service Industries					
K72100 - hardware consultancy	100%		100%		
K72210 - software publishing	100%		100%		
K72290 - other software and consultancy and supply	100%		100%		
K72300 - data processing	100%		100%		
K72400 - database activities and on-line distribution of electronic content	100%		100%		
K72900 - other computer related activities	100%		100%		
ICT Repair Industries					
K72500 - maintenance and repair of office accounting and computing machinery	100%		100%		

## 2008 ASPBI Sampling Rates by Sector, Employment Strata and 5 Digit PSIC Industry

SECTOR   INDUSTRY	Employment Strata				
	1 - 9	10 - 19	20 - 49	50 - 99	100 & Over
<b>REAL ESTATE, RENTING AND BUSINESS ACTIVITIES (cont...)</b>					
Common Industries					
K70120 - real estate buying, developing, subdividing and selling	5%	25%	50%	100%	
K74110 - legal activities	5%	25%	50%	100%	
K74911 - labor recruitment and provision of personnel, local	5%	25%	50%	100%	
K74912 - labor recruitment and provision of personnel, overseas	5%	25%	50%	100%	
K74920 - investigation and security activities	5%	25%	50%	100%	
K74944 - film developing and printing and photograph enlarging	5%	25%	50%	100%	
1 → 1 Correspondence					
K70200 - real estate activities on a fee or contract basis	5%	25%	50%	100%	
K71305 - renting of sports and recreational equipment	5%	25%	50%	100%	
K74120 - accounting, bookkeeping and auditing activities; tax consultancy	5%	25%	50%	100%	
K74130 - market research and public opinion polling	5%	25%	50%	100%	
K74140 - business and management consultancy activities	5%	25%	50%	100%	
K74220 - technical testing and analysis	5%	25%	50%	100%	
K74950 - packaging activities	5%	25%	50%	100%	
K74960 - management/administrative services	5%	25%	50%	100%	
K74991 - bill collecting and credit rating services	5%	25%	50%	100%	
K74996 - call center activities	5%	25%	50%	100%	
Other Industries	10%		100%		
<b>EDUCATION</b>					
Common Industries					
M81110 - private pre-school education	5%	25%	50%	100%	
M81120 - private elementary education (grades i-vii)	5%	25%	50%	100%	
M81210 - private general secondary education	5%	25%	50%	100%	
M81300 - private technical and vocational post-secondary non-degree education	5%	25%	50%	100%	
M81400 - private higher education	5%	25%	50%	100%	
M81590 - other private education services, n.e.c.	5%	25%	50%	100%	
Other Industries	10%		100%		
<b>HEALTH AND SOCIAL WORK</b>					
Common Industries					
N85121 - private hospitals, sanitarium and other similar activities	5%	25%	50%	100%	
N85122 - private medical activities	5%				
N85123 - private dental and laboratory services	5%				
N85129 - private medical, dental and other health services, n.e.c.	5%				
Other Industries	10%		100%	100%	
<b>OTHER SERVICE ACTIVITIES</b>					
ICT Service Industries					
O92111 - motion picture and video production (excluding animation)	100%		100%		
O92112 - animated films and cartoons production	100%		100%		
O92113 - motion picture and video tape/compact disc distribution	100%		100%		
O92114 - sound recording activities	100%		100%		
O92120 - motion picture, audio and video projection	100%		100%		
O92131 - radio broadcasting and relay station and studios	100%		100%		
O92132 - television broadcasting and relay stations and studios including closed	100%		100%		
O92133 - radio and television program production	100%		100%		
O92200 - news agency activities	100%		100%		
O92493 - recording or taping of sound	100%		100%		

2008 ASPBI Sampling Rates by Sector, Employment Strata and 5 Digit PSIC Industry

SECTOR   INDUSTRY	Employment Strata				
	1 - 9	10 - 19	20 - 49	50 - 99	100 & Over
<b>Common Industries</b>					
O92499 - other amusement and recreational activities, n.e.c	5%				100%
O93010 - washing and (dry-) cleaning of clothing and textile	5%				100%
O93021 - barber shops activities	5%				100%
O93022 - beauty parlor activities	5%				100%
O93030 - funeral and related activities	5%				100%
<b>OTHER SERVICE ACTIVITIES (cont...)</b>					
<b>1 → 1 Correspondence</b>					
O92193 - operation of amusement parks and similar attractions	5%				100%
O92320 - museum activities and preservation of historical sites and buildings	5%				100%
O92330 - botanical and zoological gardens and nature reserves activities	5%				100%
Other Industries	10%				100%



Republic of the Philippines  
**NATIONAL  
STATISTICS  
OFFICE**  
Manila

ITSD Ref. No. 08ITD00-326  
July 1, 2008

### **DESIGNATION ORDER NO. 2008- 176**

To facilitate the planning activities and the smooth conduct of the 2008 Annual Survey of the Philippine Business and industry (ASPBI), the following employees are hereby designated as members of committees/working groups to perform specific functions in addition to their regular office duties:

#### **I. Steering Committee**

Chairman: Administrator - Carmelita N. Ericta

Vice-Chairman: Deputy Administrator - Paula Monina G. Collado

Members:

Director, Industry and Trade Statistics Department (ITSD) – Estela T. De Guzman

Director, Information and Resources Department (IRD) – Valentino C. Abuan

OIC-Director General Administration Department (GAD) – Fiel C. Pizarro

OIC-Director, Household Statistics Department (HSD) – Socorro D. Abejo

OIC-Regional Director, National Capital Region (NCR) – Lourdes V. Homecillo

Terms of Reference:

1. Provides overall direction for the implementation of the various activities of the ASPBI.
2. Approves census/survey design and operation plans.
3. Approves work plans of committee and working groups.
4. Approves budget proposal.
5. Conducts regular quarterly meetings and other meetings as the need arises.

Secretariat: Statistician I, ITSD – Glen Polo

Statistician I, Statistical Sampling and Operation Division (SSOD) – Ruth Polo



**POPCEN 2007**



Solicarel Bldg. 1, R. Magsaysay Blvd. Sta. Mesa, Manila 1016

P.O. Box 779, Manila Philippines

Telephone: (632) 713-7074

• Telefax(632) 713-7073

[www.census.gov.ph](http://www.census.gov.ph)

• email address: [info@census.gov.ph](mailto:info@census.gov.ph)

**I. Technical Committee**

Chairman: Director, ITSD – Estela T. De Guzman

Co-Chairman: OIC-RD, NCR – Lourdes V. Homecillo

Members:

Chief, Business and Services Statistics Division (BSSD) - Katrina G. Esclamad

Chief, SSOD - Elsie B. Solidum

Chief, Information Technology Systems and Research Division (ITSRD) – Veronica P. Pido

OIC-Chief, Industry Statistics Division (ISD) – Dulce A. Regala

Statistician IV, SSOD – Juanita B. Soriano

Statistician IV, BSSD – Apolinar F. Oblea

Statistician IV, Foreign Trade Statistics Section (FTSS) – Gloria A. Cubinar

Information Systems Analyst III, ITSRD – Noel P. Perez

Terms of Reference:

1. Reviews timetable of activities and work plans.
2. Reviews census/survey design including scope and coverage, data items, concepts and definitions.
3. Organizes consultative fora with stakeholders.
4. Reviews resource requirements (budget, hardware and manpower).
5. Monitors progress of Working Groups and resolves administrative, technical and operational issues that may arise.
6. Conducts regular monthly meetings and other meetings as the need arises.
7. Submits quarterly progress report to the Steering Committee.
8. Documents all proceedings of the Committee.
9. Performs other duties as directed by Steering Committee.

Secretariat: Statistician II, BSSD – Mari-Belle D. Dy

Statistician I, ITSD – Eduardo C. Dulay Jr.

**A. Working Group on Questionnaire Design, Manuals and Field Operations**

Chairman: OIC-Chief, ISD – Dulce Regala

Co-Chairman: Chief, BSSD – Katrina Esclamad

Members:

Chief, SSOD – Elsie Solidum

Statistician IV, FTSS – Ma. Julieta Soliven

Statistician III, ISD – Anita Bрева

Statistician III, ISD – Josephine Albino

Statistician III, BSSD – Anilor Fontanilla

Statistician III, BSSD – Carole Blanco

Computer Programmer III, ITSRD – Renato Asuncion

Computer Programmer III, ITSRD – Florencio Atentar

Statistician II, BSSD – Ralph Bariata

Statistician II, BSSD – Felisa Abad

Statistician I, ISD – Myrly Lilia Cuachin



Terms of Reference:

1. Designs ASPBI questionnaire and other forms.
2. Conducts pre-test of the questionnaire through Focus Group Discussions with data suppliers.
3. Prepares Field Operations Plan including spotchecking.
4. Prepares Field Operations and Processing Manual.
5. Prepares Central Office Processing Manual.
6. Prepares requirements for NSCB clearance.
7. Consolidates narrative reports on field operations including spotchecking.
8. Conducts bi-monthly meetings and other meetings as the need arises.
9. Submits monthly progress report to the Technical Committee
10. Documents all proceedings of the Working Group.
11. Performs other duties as directed by Technical Committee

Secretariat: Statistician II, ISD – Ma. Thelma Lofranco  
Statistician Aide, ISD – Elmor Baroquillo

**B. Working Group on Sampling Design, Selection and Estimation**

Chairman: Chief, SSOD – Elsie Solidum  
Vice-Chairman: Statistician IV, SSOD – Juanita Soriano  
Members:

Information Systems Analyst III, ITSRD – Noel Perez  
Computer Programmer II, ITSRD – Raymond Nimeno  
Statistician IV, ISD – Gloria Cubinar  
Statistician III, SSOD – Nenita Rebarter  
Statistician III, SSOD – Mario Ilagan Jr.  
Statistician II, BSSD – Fraulein Cantara  
Statistician II, ISD – Sharon Martinez  
Statistician I, SSOD – Jeremias Empas, Jr.

Terms of Reference:

1. Determines and recommends scope and coverage for the ASPBI.
2. Reviews and develops sampling design for the ASPBI.
3. Prepares estimation procedures.
4. Prepares materials and presents sampling design for approval.
5. Draws ASPBI samples.
6. Prepares control list of samples.
7. Conducts bi-monthly meetings and other meetings as the need arises.
8. Submits monthly progress report to the Technical Committee.
9. Documents all proceedings of the Working Group.
10. Performs other duties as directed by Technical Committee.

Secretariat: Statistician I, SSOD – Cherilyn Cosico  
Statistician Aide, SSOD – Editha Aguilar

### **C. Working Group on Training, Publicity and Data Dissemination**

Chairman: Statistician IV, FTSS – Gloria Cubinar

Co-Chairman: OIC-Chief, Databank and Information Services Division – Vincent Morris Olaivar

Members:

PRO, Office of the Administrator – Cristy Oliveros  
HRMO IV, Human Resource Management Division (HRMD) – Hilda Ballestin  
Administrative Officer V, HRMD – Daisy Adlawan  
Statistician III, FTSS – Soraya de Guzman  
Statistician III, ISD – Felicidad Hebron  
Statistician III, SSOD – Nenita Rebarter  
Statistician II, ISD – Cecilia Matienzo  
Statistician II, SSOD – Elizabeth Pajigal  
Statistician II, BSSD – Mari-Belle Dy  
Statistician II, BSSD – Belinda Intalan  
Statistician I, ITSD – Eduardo Dulay Jr  
Statistician I, BSSD – Jaylon Modina  
Statistician I, ISD – Teresita Mabilangan  
Statistician I, ISD – Jose Alvin Almedilla

Terms of Reference:

1. Plans and implements publicity program.
2. Prepares training plan and training design.
3. Prepares training materials and travel order.
4. Consolidates Narrative Reports of training.
5. Prepares Evaluation Form for Trainers and Trainees
6. Prepares Training Evaluation Report.
7. Plans and organizes data dissemination fora.
8. Prepares publication plans.
9. Conducts bi-monthly meetings and other meetings as the need arises.
10. Submits monthly progress report to the Technical Committee.
11. Documents all proceedings of the Working Group.
12. Performs other duties as directed by Technical Committee.

Secretariat: Statistician I, FTSS – Epifanio Cruz Jr

Assistant Statistician, FTSS – Jonyper Molejon

### **D. Working Group on Logistics and Budget Preparation**

Chairman: Statistician IV, BSSD – Apolinar Oblea

Co-Chairman: Statistician III, ISD – Jennifer Pevidal

Members:

Budget Officer IV, Budget Division – Evelyn Tolentino  
Statistician II, BSSD – Marivic Acosta  
Statistician II, ISD – Lucinda Bitong  
Statistician II, ISD – Apolinario Rosario Jr.  
Statistician II, SSOD – Redempta Velilla  
Statistician II, BSSD – Belinda Intalan  
Statistician II, BSSD – Wilfredo Montano Jr.  
Freight Service Supervisor II, Administrative Services Division (ASD) – Vicente Cumagun  
Statistician I, ISD – Jose Alvin Almedilla  
Statistician I, BSSD – Francisco Abutan Jr.

Terms of Reference:

1. Prepares budget/cost estimate
2. Prepares workload and manpower requirements.
3. Prepares allocation of supplies and materials, forms, questionnaires and manuals.
4. Coordinates with ASD the procurement of supplies and materials
5. Coordinates with the printing of questionnaires, manual and forms.
6. Coordinates with shipment of questionnaires, manual and materials to field offices.
7. Conducts bi-monthly meetings and other meetings as the need arises.
8. Submits monthly progress report to the Technical Committee.
9. Documents all proceedings of the Working Group.
10. Performs other duties as directed by Technical Committee.

Secretariat: Statistician I, BSSD – Jaylon Modina  
Statistician I, BSSD – Harold Carpio

**E. Working Group on Machine Processing**

Chairman: Chief, BSSD – Katrina Esclamad

Co-Chairman: OIC-ISD – Dulce Regala

Members:

Chief, Information Technology Operations Division – Elpidio Nogales Jr.  
Information Systems Analyst III, ITSRD – Noel Perez  
Computer Programmer III, ITSRD – Renato Asuncion  
Computer Programmer III, ITSRD – Florencio Atentar  
Computer Programmer II, ITSRD – Raymond Nimeno  
Statistician III, BSSD – Carole Blanco  
Statistician III, BSSD – Anilor Fontanilla  
Statistician III, BSSD – Jean Floirendo  
Statistician III, ISD – Anita Brevia  
Statistician III, ISD – Josephine Albino  
Statistician III, ISD – Felicidad Hebron  
Statistician III, SSOD – Mario Ilagan Jr.  
Statistician II, BSSD – Stephen Bello  
Statistician II, BSSD – Emerson Aquino  
Statistician II, BSSD – Fraulein Cantara  
Statistician I, BSSD – Belen Salvacion Aguilar  
Statistician I, ISD – Myrly Lilia Cuachin  
Statistician I, ITSD – Glen Polo

Terms of Reference:

1. Prepares tabulation formats and specifications.
2. Prepares machine edit specifications including Monitoring and Tracking System.
3. Prepares computer systems design.
4. Develops computer programs.
5. Prepares Machine Processing Manual.
6. Conducts bi-monthly meetings and other meetings as the need arises.
7. Submits monthly progress report to the Technical Committee.
8. Documents all proceedings of the Working Group.
9. Performs other duties as directed by Technical Committee.

Secretariat: Statistician I, BSSD – Miriam Dumalaog  
Assistant Statistician, BSSD – Ismael Dayag, Jr.

This Designation Order shall take effect immediately and shall continue to be enforced until the completion of the duties and responsibilities as specified in the Terms of Reference.

  
**CARMELITA N. ERICTA**  
Administrator

AO      DAO  
GAD    HRMD    BD  
ITSD   BSSD    EIID    ISD    SSOD  
All persons concerned