

VOLUME XII

ISSN 1908-0425

# 2002 ANNUAL SURVEY OF PHILIPPINE BUSINESS AND INDUSTRY



## PRIVATE EDUCATION



Republic of the Philippines

NATIONAL  
STATISTICS  
OFFICE  
Manila

# **2002 ANNUAL SURVEY OF PHILIPPINE BUSINESS AND INDUSTRY**

## **PRIVATE EDUCATION**

## **FOREWORD**

Volume XII contains the final results of the 2002 Annual Survey of Philippine Business and Industry (ASPBI) for Private Education Establishments. The 2002 ASPBI was conducted by the National Statistics Office (NSO) in June 2002 with the year 2001 as the reference period for data collection.

Statistics on number of establishments, employment, compensation, revenue, costs, fixed assets, capital expenditures, inventories and value added are presented by region and by industry group for easy reference by data users. Information contained in this report are useful to government and non-government agencies in formulating and implementing plans and programs.

This office acknowledges with sincere thanks and appreciation the cooperation of reporting establishments.

**CARMELITA N. ERICTA**  
**Administrator**

Manila, Philippines  
July 2005

# CONTENTS

	page
<b>FOREWORD</b> .....	iii
<b>EXPLANATORY TEXT</b>	
Introduction .....	xi
Legal Authority .....	xi
Confidentiality of Information .....	xii
Scope and Coverage .....	xii
Reference Period .....	xiii
Frame .....	xiii
Sampling Design .....	xii
Questionnaire Design .....	xiv
Questionnaire Distribution and Collection .....	xvi
Data Processing .....	xvi
Tabulation .....	xvii
Response .....	xvii
Industrial Classification .....	xvii
Geographic Classification .....	xvii
Concepts and Definitions .....	xviii
Symbols and Abbreviations .....	xx
<b>BRIEF ANALYSIS</b> .....	xxi
Figure A      Productivity indicators for private education establishments with ATE of 20 or more: 2001 .....	xxv
Figure B      Productivity indicators for private education establishments with ATE of less than 20: 2001 .....	xxvi
<b>STATISTICAL TABLES</b>	
Table A      Summary statistics for all private education establishments by industry group: 2001 .....	3

		page
<b>STATISTICAL TABLES FOR ESTABLISHMENTS WITH ATE OF 20 OR MORE</b>		
Table 1	Summary statistics for private education establishments with average total employment of 20 or more by industry group: 2001 .....	7
Table 1.1	Summary statistics for private education establishments with average total employment of 20 or more by region and by industry group: 2001 .....	7
Table 2	Number of establishments and total male employment for private education establishments with average total employment of 20 or more by industry group: 2001 .....	14
Table 2.1	Number of establishments and total male employment for private education establishments with average total employment of 20 or more by region and by industry group: 2001 .....	14
Table 2A	Number of establishments and total female employment for private education establishments with average total employment of 20 or more by industry group: 2001 .....	18
Table 2A.1	Number of establishments and total female employment for private education establishments with average total employment of 20 or more by region and by industry group: 2001 .....	18
Table 3	Number of establishments and total compensation of paid employees for both sexes for private education establishments with average total employment of 20 or more by industry group: 2001 .....	22
Table 3.1	Number of establishments and total compensation of paid employees for both sexes for private education establishments with average total employment of 20 or more by region and by industry group: 2001 .....	22
Table 4	Number of establishments and type of revenue for private education establishments with average total employment of 20 or more by industry group: 2001 .....	26
Table 4.1	Number of establishments and type of revenue for private education establishments with average total employment of 20 or more by region and by industry group: 2001 .....	26
Table 5	Number of establishments and type of costs for private education establishments with average total employment of 20 or more by industry group: 2001 .....	33
Table 5.1	Number of establishments and type of costs for private education establishments with average total employment of 20 or more by region and by industry group: 2001 .....	33

CONTENTS - continued

		page
Table 6	Number of establishments, gross additions to fixed assets, capital expenditures and sale of fixed assets for private education establishments with average total employment of 20 or more by industry group: 2001 .....	39
Table 6.1	Number of establishments, gross additions to fixed assets, capital expenditures and sale of fixed assets for private education establishments with average total employment of 20 or more by region and by industry group: 2001 .....	39
Table 6A	Number of establishments, capital expenditures for fixed assets produced on own account, depreciation, intangible assets, book value of fixed assets and sale of fixed assets for private education establishments with average total employment of 20 or more by industry group: 2001 .....	43
Table 6A.1	Number of establishments, capital expenditures for fixed assets produced on own account, depreciation, intangible assets, book value of fixed assets and sale of fixed assets for private education establishments with average total employment of 20 or more by region and by industry group: 2001 .....	43
Table 7	Number of establishments and capital expenditures by type of fixed assets for private education establishments with average total employment of 20 or more by industry group: 2001 .....	47
Table 7.1	Number of establishments and capital expenditures by type of fixed assets for private education establishments with average total employment of 20 or more by region and by industry group: 2001 .....	47
Table 8	Number of establishments and book value of fixed assets for private education establishments with average total employment of 20 or more by industry group: 2001 .....	54
Table 8.1	Number of establishments and book value of fixed assets for private education establishments with average total employment of 20 or more by region and by industry group: 2001 .....	54
Table 9	Number of establishments and sale of fixed assets by type for private education establishments with average total employment of 20 or more by industry group: 2001 .....	61
Table 9.1	Number of establishments and sale of fixed assets by type for private education establishments with average total employment of 20 or more by region and by industry group: 2001 .....	61
Table 10	Number of establishments and value of inventories by type for private education establishments with average total employment of 20 or more by industry group: 2001 .....	65
Table 10.1	Number of establishments and value of inventories by type for private education establishments with average total employment of 20 or more by region and by industry group: 2001 .....	65

	<b>page</b>
<b>STATISTICAL TABLES FOR ESTABLISHMENTS WITH ATE OF LESS THAN 20</b>	
<a href="#">Table 1</a>	Summary statistics for private education establishments with average total employment of less than 20 by industry group: 2001 . . . . . 75
<a href="#">Table 2</a>	Number of establishments and total male employment for private education establishments with average total employment of less than 20 by industry group: 2001 . . . . . 76
<a href="#">Table 2A</a>	Number of establishments and total female employment for private education establishments with average total employment of less than 20 by industry group: 2001 . . . . . 76
<a href="#">Table 3</a>	Number of establishments and total compensation of paid employees for both sexes for private education establishments with average total employment of less than 20 by industry group: 2001 . . . . . 77
<a href="#">Table 4</a>	Number of establishments and type of revenue for private education establishments with average total employment of less than 20 by industry group: 2001 . . . . . 77
<a href="#">Table 5</a>	Number of establishments and type of costs for private education establishments with average total employment of less than 20 by industry group: 2001 . . . . . 78
<a href="#">Table 6</a>	Number of establishments, gross additions to fixed assets, capital expenditures and sale of fixed assets for private education establishments with average total employment of less than 20 by industry group: 2001 . . . . . 79
<a href="#">Table 6A</a>	Number of establishments, capital expenditures for fixed assets produced on own account, depreciation, intangible assets, book value of fixed assets and sale of fixed assets for private education establishments with average total employment of less than 20 by industry group: 2001 . . . . . 80
<a href="#">Table 7</a>	Number of establishments and capital expenditures by type of fixed assets for private education establishments with average total employment of less than 20 by industry group: 2001 . . . . . 80
<a href="#">Table 8</a>	Number of establishments and book value of fixed assets for private education establishments with average total employment of less than 20 by industry group: 2001 . . . . . 81
<a href="#">Table 9</a>	Number of establishments and sale of fixed assets by type for private education establishments with average total employment of less than 20 by industry group: 2001 . . . . . 82
<a href="#">Table 10</a>	Number of establishments and value of inventories by type for private education establishments with average total employment of less than 20 by industry group: 2001 . . . . . 83

**APPENDICES**

Appendix A	1994 Philippine Standard Industrial Classification (Major Division M)
Appendix B	2002 Annual Survey of Philippine Business And Industry Questionnaire
Appendix C	2002 Annual Survey of Philippine Business And Industry Explanatory Notes and Definitions



# EXPLANATORY TEXT

## Introduction

The Annual Survey of Philippine Business and Industry (ASPBI) is a continuing activity of the National Statistics Office which aims to collect information on the structure and trends of economic activities in the country. It is conducted during intercensal years since the 1956 survey of Manufactures.

Primary information collected in the survey include employment, compensation, revenue, costs, fixed assets and inventories. The collected data from the industrial and non industrial sectors of the country's economy constitute reliable bases upon which to formulate policies and evolve economic development plans by the government and private concerns.

Volume XII presents the final results of the 2002 ASPBI (with 2001 as reference year) for private education establishments with average total employment (ATE) of 20 or more and with ATE of less than 20. Statistical tables for ATE of 20 or more are presented at the national and regional levels and by industry group (3-digit 1994 PSIC). For ATE of less than 20, statistical tables are presented at the national level by industry group (3-digit 1994 PSIC).

## Legal Authority

The 2002 ASPBI was undertaken by authority of the following legislative acts and presidential orders, namely:

- **Commonwealth Act No. 591** (An Act to Create a Bureau of the Census and Statistics, to Consolidate Statistical Activities of the Government Therein) approved and took effect on August 19, 1940

Empowering the Bureau, among other things, to prepare for and undertake all censuses of population, agriculture, industry and commerce.

Section 3 of Commonwealth Act No. 591 states that:

“... Any person who fails or refuses to accomplish, mail or deliver such questionnaire or form received by him to the Bureau of the Census and Statistics... or any person who in accomplishing any such questionnaire or form, knowingly gives data or information which shall prove to be materially untrue in any particular, or in any person who signs such questionnaire or form after it has been accomplished in the knowledge that it is untrue in any particular shall upon conviction, be punished ...”

- **Presidential Decree No. 418** dated March 20, 1974

Reconstituting the Bureau of the Census and Statistics as a new agency to be known as the National Census and Statistics Office (NCSO), under the administrative supervision of the National Economic and Development Authority (NEDA).

- **Executive Order No. 121** (Reorganization Act of the Philippine Statistical System) dated August 4, 1987

Renaming the National Census and Statistics Office (NCSO) to National Statistics Office (NSO) which shall be the major statistical agency responsible for generating general purpose statistics and undertaking such censuses and surveys as may be designated by the National Statistical Coordination Board (NSCB).

- **Executive Order No. 352** (Designation of Statistical Activities that will Generate Critical Data for Decision-Making of the Government and the Private Sector) signed by the President on July 1, 1996

Approves the activities and statistics that have been designated by the NSCB for adoption by the government. The ASPBI is included in the list of designated statistical activities.

- **Executive Order 5 (Strengthening the National Statistics Office)** dated July 29, 1998

Authorizes the Office to delegate more substantive and administrative functions to the field offices to transform them from a mere data collection arm to statistics-producing units. Refocus the functions of the Central Office Units towards developmental planning, design and analysis of designated statistical activities as well as other surveys and statistical studies requested by government agencies and international organizations.

## Confidentiality of Information

Section 4 of Commonwealth Act No. 591 states that:

“... Data furnished to the Bureau of the Census and Statistics will be kept **STRICTLY CONFIDENTIAL** and shall not be used as evidence in court for purposes of taxation, regulation or investigation; nor shall such data or information be divulged to any person except authorized employees of the Bureau of the Census and Statistics Office, nor shall data be published except in the form of summaries or statistical tables in which no reference to an individual, corporation, association, partnership, institution or business enterprise shall appear. Any person violating the provisions of this section shall upon conviction, be punished by fine of not more than six hundred pesos, or by imprisonment for not more than six months, or by both ...”

## Scope and Coverage

The statistical and reporting unit in this survey is the establishment. An **establishment** is an economic unit which engages, under a single legal entity, in one or predominantly one kind of economic activity at a single fixed physical location.

The 2002 ASPBI is a nationwide survey of establishments engaged in economic activities as classified under the 1994 Philippine Standard Industrial Classification (PSIC). The economic activities covered in the 2002 ASPBI are listed in the table below:

1994 PSIC	ECONOMIC ACTIVITY	COVERAGE
A	Agriculture, Hunting and Forestry	All establishments
B	Fishing	All establishments
C	Mining and Quarrying	All establishments
D	Manufacturing	All establishments
E	Electricity, Gas and Water Supply	All establishments
F	Construction	All establishments
G	Wholesale and Retail Trade; Repair of Motor Vehicles, Motorcycles and Personal and Household Goods	All establishments, except sari-sari stores with no regularly paid employee and open stalls in public market
H	Hotels and Restaurants	All establishments

(Continued on next page)

1994 PSIC	ECONOMIC ACTIVITY	COVERAGE
I	Transport, Storage and Communications	All establishments, except operators of tricycles, jeepneys, calesas and pedicabs, and government postal and telegraphic offices; and booking offices of foreign airlines
J	Financial Intermediation	All establishments
K	Real Estate, Renting and Business Activities	All establishments, except those engaged in letting and operating real estate such as residential and non-residential buildings and land rentals
M	Education	All establishments, except those engaged in public education
N	Health and Social Work	All establishments, except those engaged in public medical, dental and other health services
O	Other Community, Social and Personal Service Activities	All establishments, except those activities of membership organizations, n. e. c.

The following major divisions are however, excluded from the coverage of the census: L (Public Administration and Defense; Compulsory Social Security), P (Private Households with Employed Persons), and Q (Extra-Territorial Organization and Bodies).

Excluded also from the coverage of the survey are the following units:

- Ancillary unit;
- Ambulant peddlers and hawkers (do not have fixed business locations); and
- Open market stalls and meat, fish or fruit vendors.

### Reference Period

All information collected in the 2002 ASPBI refers to calendar year 2001.

### Frame

The updated 2001 List of Establishments (LE) was the frame used for drawing the sample establishments for the 2002 ASPBI. Updating of the list of establishments was done by the subject matter divisions of ITSD based on the reports of previous surveys, administrative lists obtained from SEC, PEZA, BSP and BLES, and from mail inquiry.

### Sampling Design

The design for the 2002 ASPBI is a one-stage stratified simple random sampling with employment size (ATE) as the stratification variable.

For the 2002 ASPBI, the revised regional groupings as approved by Executive Order No. 36 dated September 19, 2001 (Providing for the Reorganization of the Administrative Regions in Mindanao) was adopted as the geographic domain.

For establishments with ATE of 20 or more, the seventeen (17) administrative regions served as the **geographic domains** and 148 industry sub-sectors or group of sub-sectors (3 / 4 / 5 - digit 1994 PSIC) constituted the **industry domains**.

For establishments with ATE of less than 20, the whole country served as the **geographic domain** and 124 industry sub-sectors or group of sub-sectors (3 / 4 / 5 - digit 1994 PSIC) constituted the **industry domains**.

Within the geographic and industry domains for each sector, the establishments were grouped according to the following employment stratum:

Sectors Applicable	Employment Stratum	Sampling
Sectors A, E, F, J, K, M, N, O	ATE less than 20	Simple Random Sampling
	ATE 20 – 99	
	ATE 100 and over	100%
Sectors B, C, D, G, H, I	ATE less than 20	Simple Random Sampling
	ATE 20 – 199	
	ATE 200 and over	100%

A minimum of two (2) sample establishments for each region and industry domain was drawn as samples. For a given region and industry domain with one (1) or two (2) establishments, all establishments were taken as samples.

### Questionnaire Design

For the 2002 ASPBI, only one (1) type of questionnaire (ASPBI Form 1) was used for all the sectors. This was accompanied by a sixteen (16) page booklet-ASPBI Form 1A (Explanatory Notes and Definitions) which contained instructions on filling in ASPBI Form 1 and definitions of terms and concepts. Items of information that were gathered from the establishments are shown in the table below:

ITEM NO.	DESCRIPTION
	Name and Address of the Establishment and its Main Office (if any)
	Contact Person
1	Economic Activity or Business in 2001
2	Legal Organization in 2001
3	Economic Organization in 2001
3 (A – C)	Name and Address of Main Office and Contact Person in Main Office
4	Number of Paid Employees as of 15 November 2001

(Continued on next page)

<b>ITEM NO.</b>	<b>DESCRIPTION</b>
5	Number of Unpaid Workers as of 15 November 2001
6	Total Employment as of 15 November 2001
7	Number of Production / Construction Workers as of 15 November 2001
8	Total Hours Worked by Production / Construction Workers in 2001
9	Total Gross Salaries and Wages paid in 2001
10	Total Employer's Contributions to SSS / GSIS etc., paid in 2001
11	Total Revenue in 2001
12	Subsidies received in 2001
13	Total Costs incurred in 2001
14	Capital Expenditures in 2001
15	Capital Expenditures for All Fixed Assets Produced on Own Account in 2001
16	Book Value of Fixed Assets as of 31 December 2001
17	Total Value of Intangible Assets as of 31 December 2001
18	Sale of Fixed Assets in 2001
19	Average Capacity Utilization Rate in 2001
20	Inventories in 2001
21	Branches, Divisions, Plants Owned or Controlled (for main office)
22	Profile of the Person Managing the Establishment in 2001
23	Time Spent on the Questionnaire
24	Comments
	Certification

The questionnaires used in the 2002 ASPBI were granted clearance numbers and an expiry date (April 30, 2003) by the National Statistical Coordination Board (NSCB). The table below shows this information about the 2002 ASPBI questionnaires.

<b>1994 PSIC</b>	<b>TITLE</b>	<b>QUESTIONNAIRE NUMBER</b>	<b>NSCB CLEARANCE NUMBER</b>
A – O	2002 ASPBI Questionnaire	ASPBI Form No. 1	NSO - 0204 - 01

## **Questionnaire Distribution and Collection**

The Central office provided the provincial statistics offices with pre-addressed questionnaires.

Questionnaires were personally delivered by field office representatives to sample establishments in June 2002. The contact persons were informed that the questionnaires were to be collected within 30 days of their receipt.

For some establishments, however, field personnel interviewed or assisted the respondent in filling-up the questionnaires. In this case, the accomplished forms were immediately collected.

Establishments employing 20 or more persons were given duplicate copies of questionnaires. One (1) accomplished copy was submitted to the office and the other was retained for their file. The establishments with ATE of less than 20 were given only one (1) questionnaire which were likewise collected.

Upon collection, the staff checked the questionnaires for completeness, consistency and reasonableness of entries.

Collection of accomplished questionnaires lasted for eight (8) months.

## **Data Processing**

Processing of the ASPBI data involved manual processing of the survey questionnaires and machine processing of the survey data using microcomputers.

### ***Manual Processing***

Manual processing was done in the provincial office and involved field editing of the accomplished ASPBI questionnaires by the provincial statisticians and DSOs/SCOs following the editing instructions for the survey described in the 2002 ASPBI Field Operation and Processing Manual. The objective is to check for completeness and consistency of entries in the questionnaires. Any inconsistent or missing data were corrected at this level, as the staff was immediately able to verify from the respondents.

Office verification was done by provincial office staff upon receipt of the accomplished questionnaire from the field staff. In some instances, the staff contacted directly the establishments thru phone call or e-mail to verify some inconsistent or missing data.

### ***Machine Processing***

Machine processing included data entry and validation of data files including encoding of updates, generation of completeness check and summary file reports and tabulation of results. Data entry and validation of data files including encoding of updates and generation of completeness check were done in the processing centers. In addition, activities prior to machine processing such as receipt and control of questionnaires, folioing and updating of the frame were done in the provincial offices. All data files and folioed questionnaires were transmitted to the Central Office for verification. On the other hand, ITSD Central Office subject matter divisions (Industry Statistics Division (ISD) and Business and Services Statistics Division (BSSD) were responsible for the generation of completeness check and summary file reports, as well as the generation and analysis of preliminary and final statistical tables of the survey.

The 2002 Annual Survey of Philippine Business and Industry – Integrated Processing System (ASPBI-IPS), a Windows application program, was used to process the 2002 ASPBI data. The staff of the IRD developed the said system primarily to input data gathered from the survey. Specifically, the ASPBI-IPS was designed to encode the data from the questionnaires, perform checks on the completeness and validity of the questionnaires and consistency of data items and to come up with statistical tables and other outputs related to the survey. The system also has the capability to identify errors and inconsistencies in the data not captured during manual processing or errors committed by the encoders during data entry.

With the use of the 2002 ASPBI-IPS, the staff of the provincial and regional offices and the subject matter divisions (SMDs) of ITSD were directly involved in the machine processing and tabulation of the survey data using microcomputers.

At the start of the 2002 ASPBI field operations, regional offices, except NCR and several provinces with large number of samples were designated as ASPBI Processing Centers (ASPBI-PC). There were thirty-one (31) ASPBI-PCs assigned to do the machine processing of the 2002 ASPBI.

## **Tabulation**

The SMDs (BSSD and ISD) of ITSD were responsible for the generation of the preliminary tables and final tables of the 2002 ASPBI. The generation of tables was done by Sector and by Average Total Employment (ATE).

**ATE 20 or more** – The 2002 ASPBI tables for ATE of 20 or more were generated by region and by 3-digit PSIC.

**ATE less than 20** – On the other hand, the tables for ATE of less than 20 were generated only at the national level by 3-digit PSIC.

## **Response**

A total of 546 (92.07 percent) responded out of the 593 samples drawn for establishments with ATE of 20 or more while 108 (92.31 percent) responded for the 117 sample establishments with ATE of less than 20.

Reports of the remaining non-reporting establishments were imputed based on their previous reports or from good questionnaires submitted by other establishments (substitutes). Substitution was based on similar industry classification, size group and geographic location.

## **Industrial Classification**

The industrial classification of an economic unit is determined by the activity from which it derives its major income or revenue. The 1994 Philippine Standard Industrial Classification (PSIC), which was patterned after ISIC Revision 3, was utilized to classify economic units according to their economic activities. The description for the two, three, four and five digit industry codes of Major Division M (Education) is shown in Appendix A.

## **Geographic Classification**

Statistics are presented by geographic area. The 17 regions, within which all provinces and cities/municipalities have been grouped are as follows:

**National Capital Region (NCR)** – Cities of Manila, Quezon, Mandaluyong, Marikina, Pasig, Caloocan, Malabon, Valenzuela, Makati, Paranaque, Las Pinas, Muntinlupa and Pasay; and the municipalities of San Juan, Navotas, Pateros and Taguig;

**Cordillera Administrative Region (CAR)** – Abra, Apayao, Benguet, Ifugao, Kalinga, Mt. Province;

**Region I (Ilocos)** – Ilocos Norte, Ilocos Sur, La Union, Pangasinan;

**Region II (Cagayan Valley)** – Batanes, Cagayan, Isabela, Nueva Viscaya, Quirino;

**Region III (Central Luzon)** – Bataan, Bulacan, Nueva Ecija, Pampanga, Tarlac, Zambales, Aurora;

**Region IV-A (CALABARZON)** – Batangas, Cavite, Laguna, , Quezon, Rizal;

**Region IV-B (MIMAROPA)** - Marinduque, Occidental Mindoro, Oriental Mindoro, Palawan, Romblon;

**Region V (Bicol)** – Albay, Camarines Norte, Camarines Sur, Catanduanes, Masbate, Sorsogon;

**Region VI (Western Visayas)** – Aklan, Antique, Capiz, Guimaras, Iloilo, Negros Occidental;

**Region VII (Central Visayas)** – Bohol, Cebu, Negros Oriental, Siquijor;

**Region VIII (Eastern Visayas)** – Biliran, Leyte, Southern Leyte, Eastern Samar, Northern Samar, Western Samar;

**Region IX (Zamboanga Peninsula)** – Zamboanga del Norte, Zamboanga del Sur, Zamboanga Sibugay, Isabela City;

**Region X (Northern Mindanao)** – Bukidnon, Camiguin, Lanao del Norte, Misamis Occidental, Misamis Oriental;

**Region XI (Davao Region)** - Compostela Valley, Davao del Norte, Davao del Sur, Davao Oriental;

**Region XII (SOCCSKSARGEN)** – North Cotabato, Sarangani, South Cotabato, Sultan Kudarat, Cotabato City;

**Region XIII (Caraga)** – Agusan del Sur, Agusan del Norte, Surigao del Sur, Surigao del Norte;

**Autonomous Region in Muslim Mindanao (ARMM)** – Basilan (except Isabela City), Lanao del Sur, Maguindanao (except Cotabato City), Sulu, Tawi-Tawi.

## **Concepts and Definitions**

An **Establishment** is an economic unit that engages under a single ownership or control, i.e., under a single entity, in one or predominantly one kind of economic activity at a single fixed location.

**Economic Activity or Business** is the activity of an establishment as classified under the 1994 Philippine Standard Industrial Classification (PSIC). Generally, the main activity of an establishment is its principal source of income. If an establishment is engaged in several activities, its main activity is that which earns the biggest or major portion of the gross income or revenue.

**Total Employment** is the number of all employees who worked for the establishment as of November 15, 2001.

**Paid Employees** are all persons working in the establishment and receiving regular pay, as well as those working away from the establishment paid by and under the control of the establishment. Included are all employees on sick or maternity leave, paid vacation or holiday or on strike. Excluded are directors paid solely for their attendance at meetings of the board of directors, consultants, working owners who do not receive regular pay, workers receiving pure commissions only, home workers and workers on indefinite leave.

**Managers/Executives** include managers, salaried directors (except when paid solely for their attendance at meetings of the board of directors), executives and other officers of the same category. Working owners receiving regular pay are also included.

**Working Owners** are owners who are actively engaged in the management of the establishment but do not receive regular pay, i.e., not included in the payrolls. Managers and directors of corporations working for pay are reported as managers. Silent partners are excluded.

**Unpaid Workers** are persons working for at least one third of the working time normal to the establishment and do not receive regular pay. Excluded are silent or inactive partners, managers and directors of corporations working for pay, and working owners receiving regular pay.



**Gross Salaries and Wages** are payments in cash or in kind to all employees, prior to any deduction for employees' contributions to SSS/GSIS, withholding tax, etc. Included are: total basic pay; overtime pay; vacation, sick and maternity leave pay; and other benefits.

**Overtime Pay** are payments given for extra hours worked.

**Other Benefits** include bonuses; food, housing and cost of living allowances; commission paid for salaried employees; commutable transportation and representation allowances; separation, retirement, terminal pay; gratuities; and share of harvest given to employees as salaries and wages valued at net cost. Excluded are cost of uniform/working clothes and reimbursable transportation and representation allowances.

**Employer's Contributions to SSS / GSIS etc.** refer to payments made by the establishment on behalf of its employees. Examples are employer's contributions to SSS, GSIS, Employees Compensation Commission (ECC), Philhealth, and PAG-IBIG.

**Revenue** includes cash received and receivables for products/by-products sold and services rendered. This includes: goods transferred and services rendered to other establishments belonging to the same enterprise as the establishment inquired, which should be treated as sales and valued as if sold to a customer or valued at cost; revenue from products made elsewhere for the establishment on a contractual basis from materials supplied by the establishment; value of products sold to domestic market, directly exported, transferred to other plants or establishments belonging to the same enterprise; and duties and taxes on products when they leave the establishment. Subsidies received are excluded. Valuation of products / by products is at producer's price, while for services rendered is at market price, both, net of discounts and allowances.

**Subsidies** are all special grants in the form of financial assistance or tax exemption or tax privilege given by the government to aid and develop an industry or production and to protect it against competition. This includes tax credit, tax and duty exemptions, price support and price discount and interest rate subsidy.

**Costs** refer to all expenses incurred during the year whether paid or payable. Valuation is at market prices including taxes and other charges, net of discounts, rebates, returns and allowances. Goods received from and services rendered by other establishments of the same enterprise are valued as though purchased. Compensation of employees is excluded.

**Indirect Taxes** refer to all taxes, other than income tax, incidental to the production or sale of goods and services, which are chargeable as expenses including net value added tax, import duties, business licenses, BIR stamps, franchise tax, real estate tax and other local taxes.

**Capital Expenditures for Fixed Assets** refer to the cost of acquisition of fixed assets acquired in 2001, whether done by others or on own account. Fixed assets received from other establishments belonging to the same enterprise are valued as though purchased.

**Fixed Assets** are physical assets expected to have productive lives of more than one year and intended for use and/or being used by the establishment. Included are land, buildings, other structures and land improvements, transport equipment, computer and peripherals, system and application software, telecommunication equipment and apparatus, other machinery and equipment, furniture, fixtures and other fixed assets.

**Book Value of Fixed Assets** is the initial value or acquisition cost of fixed assets less the accumulated depreciation charges as of a fixed date. This includes capital expenditures for the corresponding fixed assets.

**Depreciation** is the total amount set aside for the year to cover the decrease in value of fixed assets owned by the establishment because of foreseen obsolescence, wear and tear as a result of operation and normal amount of accidental damage.

**Gross Additions to Fixed Assets** refer to the cost of fixed assets acquired during the year less the value of sale of fixed assets during the year.

**Inventories** refer to the stock of goods owned by and under the control of the establishment as of a fixed date, regardless of where the stocks are located. Valuation of stocks of materials, fuels and supplies should be at current replacement cost in purchaser's prices. Finished products, work-in-progress and goods for resale should be valued at producer's prices.

**Change in inventories** is computed as the total value of ending inventory less the total beginning inventory.

**Value Added** is equal to the total revenue plus capital expenditures produced on own account plus change in inventories less total costs (net of indirect taxes, interest expense, depreciation and bad debts).

### **Symbols and Abbreviations**

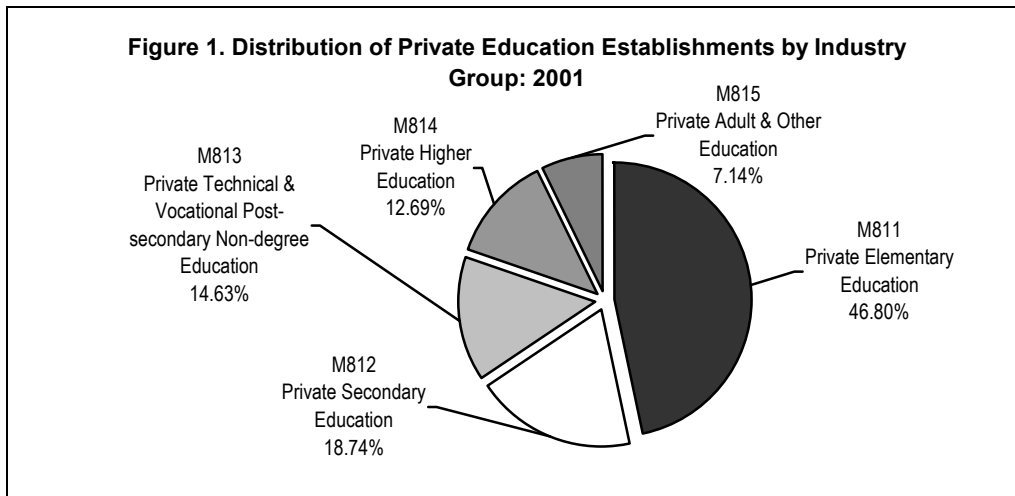
-	Zero
a/	Data combined with PSIC 815
N.E.C.	Not elsewhere classified
}	Combined data of two or more industries

# Brief Analysis

## NUMBER OF ESTABLISHMENTS

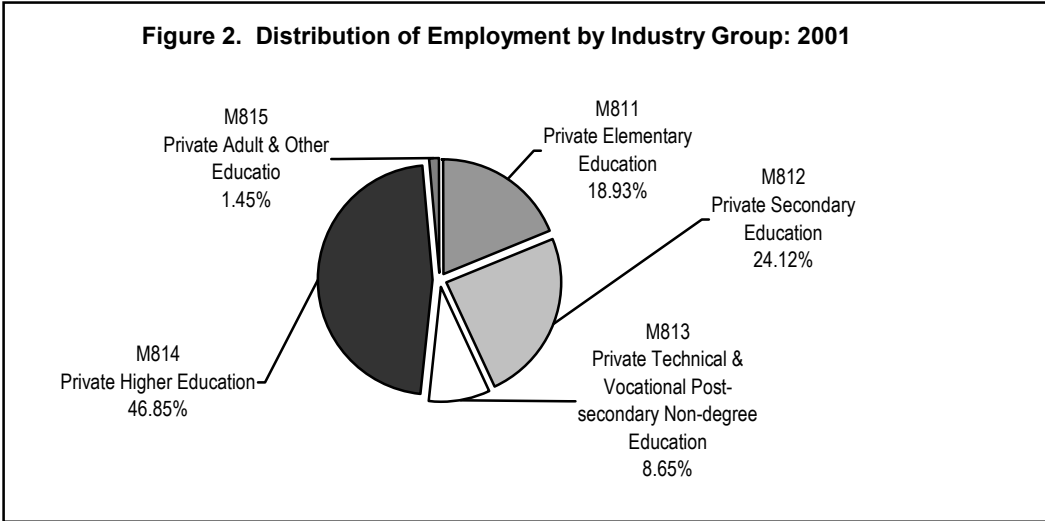
A total of 8,856 establishments providing private education services nationwide were reported in the 2001 Annual Survey of Philippine Business and Industry (ASPBI). Around 76.74 percent (6,796 establishments) had an average total employment (ATE) of less than 20, while the remaining 2,060 or 23.26 percent had an average total employment of 20 or more.

Majority of these establishments (46.80 percent) were private elementary schools (PSIC M811); followed by private secondary education establishments (M812) with 18.74 percent; private technical and vocational post-secondary schools offering non-degree education (M813), 14.63 percent; private higher education establishments (M814), 12.69 percent; and private adult and other education establishments (M815) with only 7.14 percent of the total count. See Figure 1 for the composition of private education establishments by industry group.



## EMPLOYMENT

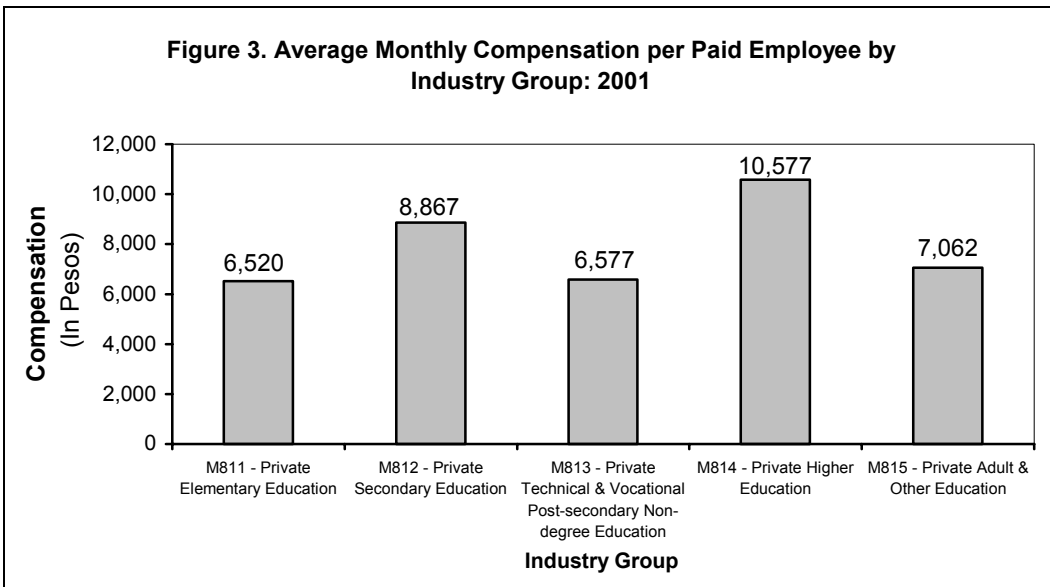
The private education sector provided employment to some 246,325 workers, 98.36 percent of which were paid employees. Most of these employees (46.85 percent) were hired by private higher education establishments (M814) while private adult and other education establishments (M815) accounted for only 1.45 percent of the total employment. Figure 2 displays the distribution of employment by industry group.



## COMPENSATION

Compensation paid amounted to more than Php26.2 billion in 2001. This translates to an average monthly compensation of Php9,028 per paid employee.

On the average, employees of private higher education (M814) establishments were the highest paid with Php10,577 per month. The least paid were those in the private elementary education (M811) establishments with only Php6,520 per month. See Figure 5 for the average monthly compensation per employee by industry group.

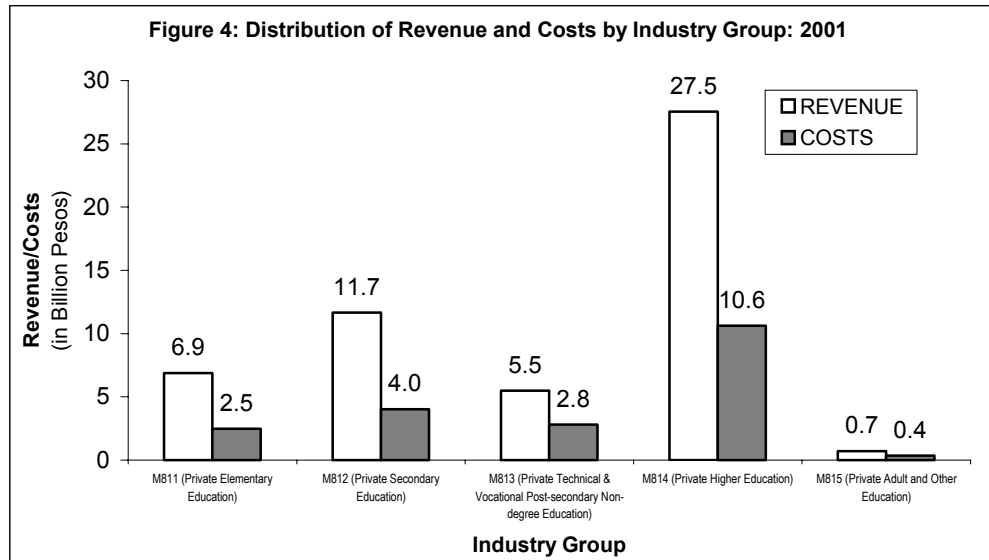


## REVENUE

Total revenue earned by the sector in 2001 amounted to Php52.3 billion. Private higher education establishments (M814) contributed the largest share of revenue of Php27.5 billion or 52.69 percent while the lowest share was generated by private adult and other education establishments (M815) with only Php0.7 billion or 1.37 percent of the total revenue.

## COSTS

Excluding compensation paid to employees, total costs spent to operate and maintain private education establishments reached Php20.3 billion. Figure 4 illustrates the distribution of revenue and costs by industry group.



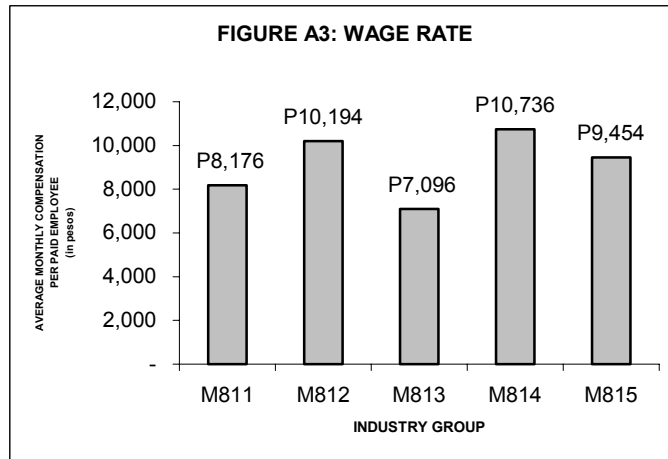
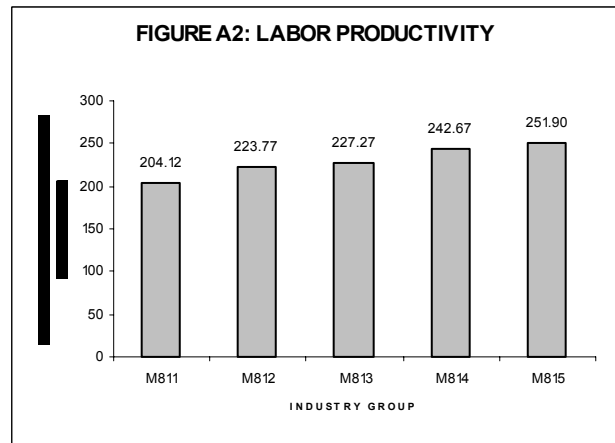
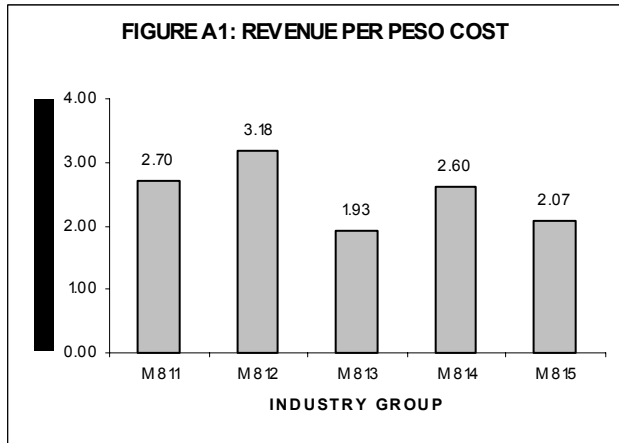
## GROSS ADDITIONS TO FIXED ASSETS

The sector's gross additions to fixed assets amounted to Php7.5 billion. Private higher education establishments (M814) had the biggest expenditure with Php5.7 billion while private adult and other education establishments (M815) had the lowest with Php12.3 million.

## VALUE ADDED

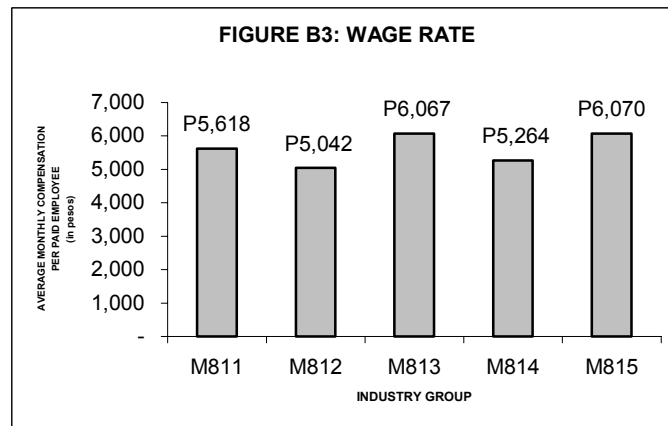
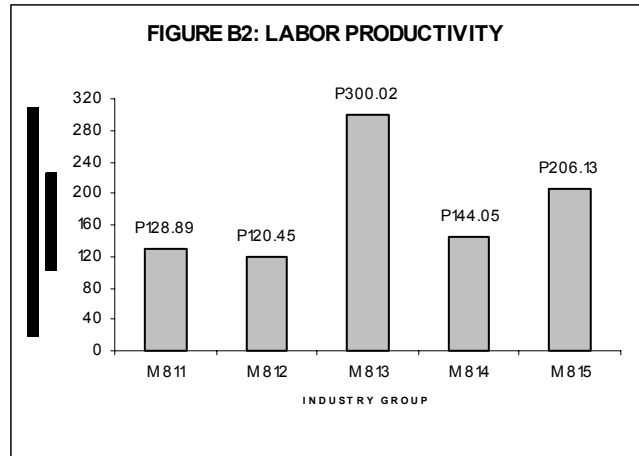
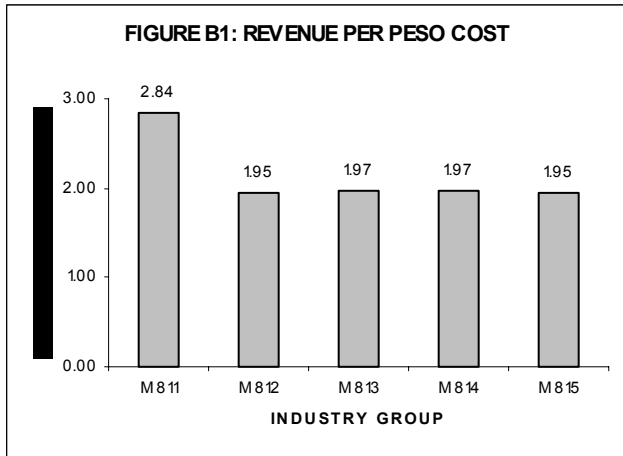
In 2001, value added for the private education service establishments was estimated at Php32.2 billion. In terms of industry shares to total value added, private higher education (M814) establishments contributed the biggest share of 63.98 percent (Php20.6 billion) while the least share was posted by private adult and other education (M815) establishments with only Php392.84 million, which is only more than one percent (1.22%) of the total.

**FIGURE A. PRODUCTIVITY INDICATORS FOR PRIVATE EDUCATION ESTABLISHMENTS WITH ATE OF 20 OR MORE: 2001**



- M811** - Private elementary education
- M812** - Private secondary education
- M813** - Private technical and vocational post-secondary non-degree education
- M814** - Private higher education
- M815** - Private adult and other education

## FIGURE B. PRODUCTIVITY INDICATORS FOR PRIVATE EDUCATION ESTABLISHMENTS WITH ATE OF LESS THAN 20: 2001



- M811** - Private elementary education
- M812** - Private secondary education
- M813** - Private technical and vocational post-secondary non-degree education
- M814** - Private higher education
- M815** - Private adult and other education



# Statistical Tables

TABLE A. SUMMARY STATISTICS FOR ALL PRIVATE EDUCATION ESTABLISHMENTS  
BY INDUSTRY GROUP: 2001

(Value in thousand pesos. Details may not add up to totals due to rounding.)

1994 PSIC CODE	INDUSTRY DESCRIPTION	NUMBER OF ESTABLISHMENTS	EMPLOYMENT (AS OF NOVEMBER 15)			TOTAL COMPENSATION	TOTAL REVENUE
			TOTAL	PAID EMPLOYEES	UNPAID WORKERS		
		(1)	(2)	(3)	(4)	(5)	(6)
	<b>PHILIPPINES</b>	<b>8,856</b>	<b>246,325</b>	<b>242,292</b>	<b>4,033</b>	<b>26,248,713</b>	<b>52,278,664</b>
811	PRIVATE ELEMENTARY EDUCATION	4,145	46,623	44,300	2,323	3,466,024	6,884,953
812	PRIVATE SECONDARY EDUCATION	1,660	59,421	59,103	318	6,288,459	11,651,781
813	PRIVATE TECHNICAL AND VOCATIONAL POST-SECONDARY NON-DEGREE EDUCATION	1,296	21,313	20,746	568	1,637,241	5,477,398
814	PRIVATE HIGHER EDUCATION	1,124	115,400	114,873	527	14,579,639	27,545,974
815	PRIVATE ADULT AND OTHER EDUCATION	631	3,570	3,273	296	277,350	718,557

1994 PSIC CODE	INDUSTRY DESCRIPTION	TOTAL COSTS	GROSS ADDITIONS TO FIXED ASSETS	CHANGE IN INVENTORIES	VALUE ADDED	SUBSIDIES
		(7)	(9)	(10)	(8)	(11)
	<b>PHILIPPINES</b>	<b>20,313,968</b>	<b>7,505,518</b>	<b>22,342</b>	<b>32,215,253</b>	<b>222,300</b>
811	PRIVATE ELEMENTARY EDUCATION	2,483,312	1,567,478	732	8,564,018	123,436
812	PRIVATE SECONDARY EDUCATION	4,025,808	1,175,399	4,625	9,008,774	208,594
813	PRIVATE TECHNICAL AND VOCATIONAL POST-SECONDARY NON-DEGREE EDUCATION	2,809,292	501,629	16,012	3,432,069	380
814	PRIVATE HIGHER EDUCATION	10,633,859	5,726,006	13,380	20,611,264	125,445
815	PRIVATE ADULT AND OTHER EDUCATION	361,696	12,262	291	392,844	6,962

**Average Total  
Employment  
(ATE)  
of 20 or more**

TABLE 1. SUMMARY STATISTICS FOR PRIVATE EDUCATION ESTABLISHMENTS WITH AVERAGE  
TOTAL EMPLOYMENT OF 20 OR MORE BY INDUSTRY GROUP: 2001

(Value in thousand pesos. Details may not add up to totals due to rounding.)

1994 PSIC CODE	INDUSTRY DESCRIPTION	NUMBER OF ESTABLISHMENTS	EMPLOYMENT (AS OF NOVEMBER 15)			TOTAL COMPENSATION	TOTAL REVENUE
			TOTAL	PAID EMPLOYEES	UNPAID WORKERS		
			(1)	(2)	(3)		
	<b>PHILIPPINES</b>	<b>2,060</b>	<b>183,029</b>	<b>182,240</b>	<b>789</b>	<b>22,250,483</b>	<b>42,643,929</b>
811	PRIVATE ELEMENTARY EDUCATION	342	15,724	15,619	105	1,532,343	3,188,209
812	PRIVATE SECONDARY EDUCATION	764	44,189	43,871	318	5,366,863	9,817,121
813	PRIVATE TECHNICAL AND VOCATIONAL POST-SECONDARY NON-DEGREE EDUCATION	218	10,293	10,265	29	874,131	2,332,917
814	PRIVATE HIGHER EDUCATION	714	111,861	111,528	333	14,368,347	27,064,112
815	PRIVATE ADULT AND OTHER EDUCATION	22	963	959	4	108,799	241,570

1994 PSIC CODE	INDUSTRY DESCRIPTION	TOTAL COSTS	GROSS ADDITIONS TO FIXED ASSETS	CHANGE IN INVENTORIES	VALUE ADDED	SUBSIDIES
		(7)	(8)	(10)	(8)	(11)
	<b>PHILIPPINES</b>	<b>15,983,698</b>	<b>7,505,518</b>	<b>22,342</b>	<b>32,215,253</b>	<b>222,300</b>
811	PRIVATE ELEMENTARY EDUCATION	1,180,687	483,923	(5,113)	2,406,382	395
812	PRIVATE SECONDARY EDUCATION	3,087,271	1,104,282	1,351	7,868,837	96,710
813	PRIVATE TECHNICAL AND VOCATIONAL POST-SECONDARY NON-DEGREE EDUCATION	1,209,118	393,582	9,491	1,493,103	380
814	PRIVATE HIGHER EDUCATION	10,389,710	5,519,325	14,543	20,311,174	121,690
815	PRIVATE ADULT AND OTHER EDUCATION	116,911	4,406	2,070	135,756	3,125

TABLE 1.1 SUMMARY STATISTICS FOR PRIVATE EDUCATION ESTABLISHMENTS WITH AVERAGE TOTAL EMPLOYMENT  
OF 20 OR MORE BY REGION AND BY INDUSTRY GROUP: 2001

(Value in thousand pesos. Details may not add up to totals due to rounding.)

1994 PSIC CODE	REGION/ INDUSTRY DESCRIPTION	NUMBER OF ESTABLISHMENTS	EMPLOYMENT (AS OF NOVEMBER 15)			TOTAL COMPENSATION	TOTAL REVENUE
			TOTAL	PAID EMPLOYEES	UNPAID WORKERS		
			(1)	(2)	(3)		
	<b>PHILIPPINES</b>	<b>2,060</b>	<b>183,029</b>	<b>182,240</b>	<b>789</b>	<b>22,250,483</b>	<b>42,643,929</b>
	<b>NATIONAL CAPITAL REGION (NCR)</b>	<b>528</b>	<b>66,757</b>	<b>66,464</b>	<b>293</b>	<b>11,116,405</b>	<b>22,310,651</b>
811	PRIVATE ELEMENTARY EDUCATION	103	6,720	6,705	15	864,409	1,791,569
812	PRIVATE SECONDARY EDUCATION	183	17,238	17,039	199	2,964,637	5,393,551
813	PRIVATE TECHNICAL AND VOCATIONAL POST-SECONDARY NON-DEGREE EDUCATION	76	4,566	4,551	15	468,733	1,426,930
814	PRIVATE HIGHER EDUCATION	149	37,390	37,326	64	6,719,283	13,484,572
815	PRIVATE ADULT AND OTHER EDUCATION	17	843	843	-	99,343	214,030
	<b>CORDILLERA ADMINISTRATIVE REGION (CAR)</b>	<b>38</b>	<b>4,414</b>	<b>4,414</b>	<b>-</b>	<b>533,195</b>	<b>991,399</b>
811	PRIVATE ELEMENTARY EDUCATION	7	263	263	-	29,062	64,023
812	PRIVATE SECONDARY EDUCATION	14	557	557	-	50,610	106,050
813	PRIVATE TECHNICAL AND VOCATIONAL POST-SECONDARY NON-DEGREE EDUCATION	3	86	86	-	8,108	16,368
814	PRIVATE HIGHER EDUCATION	14	3,509	3,509	-	445,415	804,958

TABLE 1.1 SUMMARY STATISTICS FOR PRIVATE EDUCATION ESTABLISHMENTS WITH AVERAGE TOTAL EMPLOYMENT OF 20 OR MORE BY REGION AND BY INDUSTRY GROUP: 2001

(Value in thousand pesos. Details may not add up to totals due to rounding.)

1994 PSIC CODE	REGION/ INDUSTRY DESCRIPTION	NUMBER OF ESTABLISHMENTS	EMPLOYMENT (AS OF NOVEMBER 15)			TOTAL COMPENSATION	TOTAL REVENUE
			TOTAL	PAID EMPLOYEES	UNPAID WORKERS		
			(1)	(2)	(3)		
<b>REGION I - ILOCOS</b>		<b>112</b>	<b>7,396</b>	<b>7,370</b>	<b>26</b>	<b>597,098</b>	<b>1,107,514</b>
811	PRIVATE ELEMENTARY EDUCATION	19	656	656	-	47,521	76,323
812	PRIVATE SECONDARY EDUCATION	41	1,524	1,524	-	125,456	265,861
813	PRIVATE TECHNICAL AND VOCATIONAL POST-SECONDARY NON-DEGREE EDUCATION	7	256	256	-	17,133	28,090
814	PRIVATE HIGHER EDUCATION	45	4,961	4,935	26	406,988	737,240
<b>REGION II - CAGAYAN VALLEY</b>		<b>60</b>	<b>4,772</b>	<b>4,747</b>	<b>25</b>	<b>428,668</b>	<b>733,564</b>
811	PRIVATE ELEMENTARY EDUCATION	7	217	217	-	12,356	27,324
812	PRIVATE SECONDARY EDUCATION	23	899	899	-	64,653	128,716
813	PRIVATE TECHNICAL AND VOCATIONAL POST-SECONDARY NON-DEGREE EDUCATION	7	277	277	-	19,556	33,171
814	PRIVATE HIGHER EDUCATION	23	3,379	3,354	25	332,103	544,353
<b>REGION III - CENTRAL LUZON</b>		<b>245</b>	<b>17,263</b>	<b>17,242</b>	<b>21</b>	<b>1,413,303</b>	<b>2,661,682</b>
811	PRIVATE ELEMENTARY EDUCATION	44	1,738	1,738	-	103,001	233,961
812	PRIVATE SECONDARY EDUCATION	112	5,809	5,809	-	523,661	999,758
813	PRIVATE TECHNICAL AND VOCATIONAL POST-SECONDARY NON-DEGREE EDUCATION	29	1,163	1,163	-	89,621	195,982
814	PRIVATE HIGHER EDUCATION	57	8,484	8,463	21	690,887	1,212,209
815	PRIVATE ADULT AND OTHER EDUCATION	3	69	69	-	6,134	19,771
<b>REGION IV-A CALABARZON</b>		<b>298</b>	<b>19,872</b>	<b>19,760</b>	<b>112</b>	<b>2,166,547</b>	<b>3,938,963</b>
811	PRIVATE ELEMENTARY EDUCATION	82	3,191	3,111	80	232,415	538,813
812	PRIVATE SECONDARY EDUCATION	126	7,001	6,984	17	776,468	1,468,355
813	PRIVATE TECHNICAL AND VOCATIONAL POST-SECONDARY NON-DEGREE EDUCATION	17	449	449	-	51,297	120,094
814	PRIVATE HIGHER EDUCATION	73	9,231	9,216	15	1,106,367	1,811,701
<b>REGION IV-B MIMAROPA</b>		<b>35</b>	<b>2,396</b>	<b>2,387</b>	<b>9</b>	<b>265,440</b>	<b>435,303</b>
811	PRIVATE ELEMENTARY EDUCATION	2	52	52	-	4,674	7,412
812	PRIVATE SECONDARY EDUCATION	12	756	756	-	70,718	92,266
813	PRIVATE TECHNICAL AND VOCATIONAL POST-SECONDARY NON-DEGREE EDUCATION	}					
814	PRIVATE HIGHER EDUCATION	21	1,588	1,579	9	190,048	335,625
<b>REGION V - BICOL</b>		<b>93</b>	<b>6,882</b>	<b>6,824</b>	<b>58</b>	<b>543,583</b>	<b>845,796</b>
811	PRIVATE ELEMENTARY EDUCATION	8	276	268	8	23,359	36,115
812	PRIVATE SECONDARY EDUCATION	28	1,036	1,029	7	70,705	109,710
813	PRIVATE TECHNICAL AND VOCATIONAL POST-SECONDARY NON-DEGREE EDUCATION	9	297	284	14	15,016	35,415
814	PRIVATE HIGHER EDUCATION	48	5,273	5,243	30	434,503	664,556
<b>REGION VI - WESTERN VISAYAS</b>		<b>136</b>	<b>11,379</b>	<b>11,301</b>	<b>77</b>	<b>1,131,206</b>	<b>2,078,762</b>
811	PRIVATE ELEMENTARY EDUCATION	12	360	360	-	25,812	70,912
812	PRIVATE SECONDARY EDUCATION	53	2,202	2,152	49	140,392	259,485

TABLE 1.1 SUMMARY STATISTICS FOR PRIVATE EDUCATION ESTABLISHMENTS WITH AVERAGE TOTAL EMPLOYMENT OF 20 OR MORE BY REGION AND BY INDUSTRY GROUP: 2001

(Value in thousand pesos. Details may not add up to totals due to rounding.)

1994 PSIC CODE	REGION/ INDUSTRY DESCRIPTION	NUMBER OF ESTABLISHMENTS	EMPLOYMENT (AS OF NOVEMBER 15)			TOTAL COMPENSATION	TOTAL REVENUE
			TOTAL	PAID EMPLOYEES	UNPAID WORKERS		
			(1)	(2)	(3)		
813	PRIVATE TECHNICAL AND VOCATIONAL POST-SECONDARY NON-DEGREE EDUCATION	15	630	630	-	50,110	117,165
814	PRIVATE HIGHER EDUCATION	56	8,187	8,159	28	914,893	1,631,200
	<b>REGION VII - CENTRAL VISAYAS</b>	<b>125</b>	<b>12,576</b>	<b>12,513</b>	<b>64</b>	<b>1,401,935</b>	<b>2,685,654</b>
811	PRIVATE ELEMENTARY EDUCATION	16	637	637	-	70,348	133,554
812	PRIVATE SECONDARY EDUCATION	50	2,427	2,382	46	224,238	383,898
813	PRIVATE TECHNICAL AND VOCATIONAL POST-SECONDARY NON-DEGREE EDUCATION	a/	a/	a/	a/	a/	a/
814	PRIVATE HIGHER EDUCATION	49	8,918	8,904	14	1,076,115	2,089,580
815	PRIVATE ADULT AND OTHER EDUCATION	10	594	590	4	31,235	78,621
	<b>REGION VIII - EASTERN VISAYAS</b>	<b>52</b>	<b>3,272</b>	<b>3,227</b>	<b>45</b>	<b>232,806</b>	<b>408,476</b>
811	PRIVATE ELEMENTARY EDUCATION	}	21	924	2	62,384	89,682
812	PRIVATE SECONDARY EDUCATION						
813	PRIVATE TECHNICAL AND VOCATIONAL POST-SECONDARY NON-DEGREE EDUCATION						
814	PRIVATE HIGHER EDUCATION	5	168	168	-	9,753	18,051
	<b>REGION IX - ZAMBOANGA PENINSULA</b>	<b>43</b>	<b>3,647</b>	<b>3,647</b>	<b>-</b>	<b>296,899</b>	<b>472,075</b>
811	PRIVATE ELEMENTARY EDUCATION	6	195	195	-	11,138	16,104
812	PRIVATE SECONDARY EDUCATION	11	429	429	-	32,233	54,274
813	PRIVATE TECHNICAL AND VOCATIONAL POST-SECONDARY NON-DEGREE EDUCATION	4	162	162	-	9,212	23,578
814	PRIVATE HIGHER EDUCATION	22	2,861	2,861	-	244,316	378,119
	<b>REGION X - NORTHERN MINDANAO</b>	<b>78</b>	<b>6,866</b>	<b>6,854</b>	<b>12</b>	<b>584,620</b>	<b>1,195,932</b>
811	PRIVATE ELEMENTARY EDUCATION	11	385	385	-	35,248	58,344
812	PRIVATE SECONDARY EDUCATION	26	1,162	1,162	-	91,011	132,205
813	PRIVATE TECHNICAL AND VOCATIONAL POST-SECONDARY NON-DEGREE EDUCATION	11	467	467	-	37,028	79,314
814	PRIVATE HIGHER EDUCATION	30	4,852	4,840	12	421,333	926,070
	<b>REGION XI - DAVAO</b>	<b>80</b>	<b>7,631</b>	<b>7,617</b>	<b>14</b>	<b>846,952</b>	<b>1,642,355</b>
811	PRIVATE ELEMENTARY EDUCATION	10	443	443	-	37,506	65,613
812	PRIVATE SECONDARY EDUCATION	22	907	907	-	81,443	160,226
813	PRIVATE TECHNICAL AND VOCATIONAL POST-SECONDARY NON-DEGREE EDUCATION	a/	a/	a/	a/	a/	a/
814	PRIVATE HIGHER EDUCATION	40	5,991	5,977	14	712,717	1,374,253
815	PRIVATE ADULT AND OTHER EDUCATION	8	290	290	-	15,286	42,263
	<b>REGION XII - SOCCSKSARGEN</b>	<b>79</b>	<b>4,663</b>	<b>4,633</b>	<b>30</b>	<b>418,202</b>	<b>702,016</b>
811	PRIVATE ELEMENTARY EDUCATION	9	239	239	-	15,244	32,087
812	PRIVATE SECONDARY EDUCATION	26	832	832	-	58,756	128,219
813	PRIVATE TECHNICAL AND VOCATIONAL POST-SECONDARY NON-DEGREE EDUCATION	13	572	572	-	31,301	59,522

TABLE 1.1 SUMMARY STATISTICS FOR PRIVATE EDUCATION ESTABLISHMENTS WITH AVERAGE TOTAL EMPLOYMENT OF 20 OR MORE BY REGION AND BY INDUSTRY GROUP: 2001

(Value in thousand pesos. Details may not add up to totals due to rounding.)

1994 PSIC CODE	REGION/ INDUSTRY DESCRIPTION	NUMBER OF ESTABLISHMENTS	EMPLOYMENT (AS OF NOVEMBER 15)			TOTAL COMPENSATION	TOTAL REVENUE
			TOTAL	PAID EMPLOYEES	UNPAID WORKERS		
			(1)	(2)	(3)		
814	PRIVATE HIGHER EDUCATION	31	3,020	2,990	30	312,901	482,188
	<b>REGION XIII - Caraga</b>	<b>37</b>	<b>2,242</b>	<b>2,239</b>	<b>3</b>	<b>171,675</b>	<b>323,473</b>
811	PRIVATE ELEMENTARY EDUCATION	3	89	89	-	5,952	11,654
812	PRIVATE SECONDARY EDUCATION	9	373	373	-	23,970	41,137
813	PRIVATE TECHNICAL AND VOCATIONAL POST-SECONDARY NON-DEGREE EDUCATION	4	326	326	-	21,556	58,494
814	PRIVATE HIGHER EDUCATION	21	1,454	1,451	3	120,197	212,188
	<b>AUTONOMOUS REGION IN MUSLIM MINDANAO (ARMM)</b>	<b>21</b>	<b>1,003</b>	<b>1,003</b>	<b>-</b>	<b>101,948</b>	<b>110,315</b>
811	PRIVATE ELEMENTARY EDUCATION	10	377	377	-	19,825	28,132
812	PRIVATE SECONDARY EDUCATION						
813	PRIVATE TECHNICAL AND VOCATIONAL POST-SECONDARY NON-DEGREE EDUCATION						
814	PRIVATE HIGHER EDUCATION						

1994 PSIC CODE	REGION/ INDUSTRY DESCRIPTION	TOTAL COSTS	GROSS ADDITIONS TO FIXED ASSETS	CHANGE IN INVENTORIES	VALUE ADDED	SUBSIDIES
		(7)	(8)	(9)	(10)	(11)
	<b>PHILIPPINES</b>	<b>15,983,698</b>	<b>7,505,518</b>	<b>22,342</b>	<b>32,215,253</b>	<b>222,300</b>
	<b>NATIONAL CAPITAL REGION (NCR)</b>	<b>8,424,780</b>	<b>4,261,320</b>	<b>19,095</b>	<b>16,540,583</b>	<b>5,618</b>
811	PRIVATE ELEMENTARY EDUCATION	685,169	333,101	(2,422)	1,374,804	-
812	PRIVATE SECONDARY EDUCATION	1,579,298	518,723	805	4,406,405	-
813	PRIVATE TECHNICAL AND VOCATIONAL POST-SECONDARY NON-DEGREE EDUCATION	795,044	269,793	8,285	855,467	-
814	PRIVATE HIGHER EDUCATION	5,263,987	3,139,561	10,238	9,782,072	5,618
815	PRIVATE ADULT AND OTHER EDUCATION	101,282	142	2,189	121,835	-
	<b>CORDILLERA ADMINISTRATIVE REGION (CAR)</b>	<b>358,245</b>	<b>246,711</b>	<b>(791)</b>	<b>768,585</b>	<b>5,810</b>
811	PRIVATE ELEMENTARY EDUCATION	19,198	5,262	48	50,606	-
812	PRIVATE SECONDARY EDUCATION	30,477	37,410	(31)	78,121	194
813	PRIVATE TECHNICAL AND VOCATIONAL POST-SECONDARY NON-DEGREE EDUCATION	7,591	1,740	-	11,490	-
814	PRIVATE HIGHER EDUCATION	300,978	202,299	(808)	628,367	5,616
	<b>REGION I - ILOCOS</b>	<b>380,036</b>	<b>205,059</b>	<b>(2,955)</b>	<b>844,540</b>	<b>16,931</b>
811	PRIVATE ELEMENTARY EDUCATION	23,048	2,418	-	57,266	-
812	PRIVATE SECONDARY EDUCATION	69,310	12,753	(1,169)	203,825	7,900
813	PRIVATE TECHNICAL AND VOCATIONAL POST-SECONDARY NON-DEGREE EDUCATION	7,030	2,560	13	22,825	-
814	PRIVATE HIGHER EDUCATION	280,648	187,328	(1,799)	560,624	9,031

TABLE 1. SUMMARY STATISTICS FOR PRIVATE EDUCATION ESTABLISHMENTS WITH AVERAGE TOTAL EMPLOYMENT OF 20 OR MORE BY REGION AND BY INDUSTRY GROUP: 2001 - Concluded

(Value in thousand pesos. Details may not add up to totals due to rounding.)

1994 PSIC CODE	REGION/ INDUSTRY DESCRIPTION	TOTAL COSTS	GROSS ADDITIONS TO FIXED ASSETS	CHANGE IN INVENTORIES	VALUE ADDED	SUBSIDIES
		(7)	(9)	(10)	(8)	(11)
	<b>REGION II - CAGAYAN VALLEY</b>	<b>247,769</b>	<b>127,252</b>	<b>(2,767)</b>	<b>570,194</b>	<b>6,609</b>
811	PRIVATE ELEMENTARY EDUCATION	13,552	8,418	-	21,655	-
812	PRIVATE SECONDARY EDUCATION	33,614	8,058	135	106,451	3,905
813	PRIVATE TECHNICAL AND VOCATIONAL POST-SECONDARY NON-DEGREE EDUCATION	11,377	9,025	(4)	35,910	-
814	PRIVATE HIGHER EDUCATION	189,226	101,751	(2,898)	406,177	2,704
	<b>REGION III - CENTRAL LUZON</b>	<b>859,964</b>	<b>368,390</b>	<b>467</b>	<b>2,169,633</b>	<b>18,345</b>
811	PRIVATE ELEMENTARY EDUCATION	46,289	22,000	(1,577)	205,594	-
812	PRIVATE SECONDARY EDUCATION	279,869	118,263	115	841,744	-
813	PRIVATE TECHNICAL AND VOCATIONAL POST-SECONDARY NON-DEGREE EDUCATION	92,776	50,102	48	159,261	-
814	PRIVATE HIGHER EDUCATION	428,424	178,007	1,998	955,131	18,345
815	PRIVATE ADULT AND OTHER EDUCATION	12,606	18	(117)	7,905	-
	<b>REGION IV-A CALABARZON</b>	<b>1,572,159</b>	<b>603,860</b>	<b>(5,177)</b>	<b>3,002,378</b>	<b>20,637</b>
811	PRIVATE ELEMENTARY EDUCATION	222,933	5,899	(2,590)	347,681	-
812	PRIVATE SECONDARY EDUCATION	636,291	165,443	(2,230)	1,103,653	13,537
813	PRIVATE TECHNICAL AND VOCATIONAL POST-SECONDARY NON-DEGREE EDUCATION	67,496	3,271	32	75,879	-
814	PRIVATE HIGHER EDUCATION	645,439	429,247	(389)	1,475,165	7,100
	<b>REGION IV-B MIMAROPA</b>	<b>110,669</b>	<b>130,029</b>	<b>(664)</b>	<b>362,433</b>	<b>23,605</b>
811	PRIVATE ELEMENTARY EDUCATION	2,019	-	(12)	5,805	285
812	PRIVATE SECONDARY EDUCATION	22,228	10,737	2,219	75,729	-
813	PRIVATE TECHNICAL AND VOCATIONAL POST-SECONDARY NON-DEGREE EDUCATION					
814	PRIVATE HIGHER EDUCATION	86,422	119,293	(2,872)	280,899	23,320
	<b>REGION V - BICOL</b>	<b>301,401</b>	<b>137,786</b>	<b>567</b>	<b>698,636</b>	<b>12,640</b>
811	PRIVATE ELEMENTARY EDUCATION	8,915	-	(15)	31,558	-
812	PRIVATE SECONDARY EDUCATION	28,925	783	7	87,796	4,489
813	PRIVATE TECHNICAL AND VOCATIONAL POST-SECONDARY NON-DEGREE EDUCATION	17,802	2,497	107	20,781	338
814	PRIVATE HIGHER EDUCATION	245,760	134,506	468	558,502	7,814
	<b>REGION VI - WESTERN VISAYAS</b>	<b>754,394</b>	<b>290,516</b>	<b>(2,541)</b>	<b>1,579,771</b>	<b>12,754</b>
811	PRIVATE ELEMENTARY EDUCATION	37,600	67,629	77	58,496	-
812	PRIVATE SECONDARY EDUCATION	70,949	29,892	(17)	198,822	12,623
813	PRIVATE TECHNICAL AND VOCATIONAL POST-SECONDARY NON-DEGREE EDUCATION	43,825	10,297	728	75,758	-
814	PRIVATE HIGHER EDUCATION	602,019	182,698	(3,329)	1,246,696	131



TABLE 1. SUMMARY STATISTICS FOR PRIVATE EDUCATION ESTABLISHMENTS WITH AVERAGE TOTAL EMPLOYMENT OF 20 OR MORE BY REGION AND BY INDUSTRY GROUP: 2001 - Concluded

(Value in thousand pesos. Details may not add up to totals due to rounding.)

1994 PSIC CODE	REGION/ INDUSTRY DESCRIPTION	TOTAL COSTS	GROSS ADDITIONS TO FIXED ASSETS	CHANGE IN INVENTORIES	VALUE ADDED	SUBSIDIES
		(7)	(9)	(10)	(8)	(11)
	<b>REGION VII - CENTRAL VISAYAS</b>	<b>1,118,667</b>	<b>324,430</b>	<b>(2,043)</b>	<b>1,931,508</b>	<b>32,560</b>
811	PRIVATE ELEMENTARY EDUCATION	47,699	7,078	(15)	92,044	-
812	PRIVATE SECONDARY EDUCATION	126,174	101,419	220	309,565	7,743
813	PRIVATE TECHNICAL AND VOCATIONAL POST-SECONDARY NON-DEGREE EDUCATION	a/	a/	a/	a/	a/
814	PRIVATE HIGHER EDUCATION	901,354	201,879	(2,001)	1,478,300	24,817
815	PRIVATE ADULT AND OTHER EDUCATION	43,439	14,053	(247)	51,598	-
	<b>REGION VIII - EASTERN VISAYAS</b>	<b>136,579</b>	<b>92,758</b>	<b>3,195</b>	<b>309,661</b>	<b>38,811</b>
811	PRIVATE ELEMENTARY EDUCATION	28,001	51,389	30	69,901	37,738
812	PRIVATE SECONDARY EDUCATION					
813	PRIVATE TECHNICAL AND VOCATIONAL POST-SECONDARY NON-DEGREE EDUCATION	4,229	3,100	193	14,466	-
814	PRIVATE HIGHER EDUCATION	104,349	38,269	2,971	225,294	1,073
	<b>REGION IX - ZAMBOANGA PENINSULA</b>	<b>147,463</b>	<b>150,324</b>	<b>611</b>	<b>422,660</b>	<b>3,071</b>
811	PRIVATE ELEMENTARY EDUCATION	3,746	3,914	-	16,752	-
812	PRIVATE SECONDARY EDUCATION	12,803	34,681	-	43,742	-
813	PRIVATE TECHNICAL AND VOCATIONAL POST-SECONDARY NON-DEGREE EDUCATION	7,945	332	(3)	15,853	-
814	PRIVATE HIGHER EDUCATION	122,969	111,396	614	346,312	3,071
	<b>REGION X - NORTHERN MINDANAO</b>	<b>508,420</b>	<b>108,190</b>	<b>7,076</b>	<b>908,928</b>	<b>1,972</b>
811	PRIVATE ELEMENTARY EDUCATION	21,347	-	1,103	49,100	110
812	PRIVATE SECONDARY EDUCATION	57,639	2,921	525	84,851	-
813	PRIVATE TECHNICAL AND VOCATIONAL POST-SECONDARY NON-DEGREE EDUCATION	32,126	2,769	(24)	51,754	43
814	PRIVATE HIGHER EDUCATION	397,308	102,501	5,472	723,223	1,820
	<b>REGION XI - DAVAO</b>	<b>690,708</b>	<b>297,613</b>	<b>4,003</b>	<b>1,199,726</b>	<b>3,125</b>
811	PRIVATE ELEMENTARY EDUCATION	22,267	9,310	(12)	51,253	-
812	PRIVATE SECONDARY EDUCATION	70,198	18,507	225	117,539	-
813	PRIVATE TECHNICAL AND VOCATIONAL POST-SECONDARY NON-DEGREE EDUCATION	a/	a/	a/	a/	a/
814	PRIVATE HIGHER EDUCATION	579,031	261,800	3,700	1,004,909	-
815	PRIVATE ADULT AND OTHER EDUCATION	19,212	7,997	90	26,024	3,125
	<b>REGION XII - SOCCSKSARGEN</b>	<b>214,926</b>	<b>53,316</b>	<b>3,120</b>	<b>563,616</b>	<b>8,581</b>
811	PRIVATE ELEMENTARY EDUCATION	12,553	-	-	20,058	-
812	PRIVATE SECONDARY EDUCATION	30,598	10,704	-	102,429	8,581
813	PRIVATE TECHNICAL AND VOCATIONAL POST-SECONDARY NON-DEGREE EDUCATION	21,613	699	(7)	40,648	-
814	PRIVATE HIGHER EDUCATION	150,162	41,913	3,126	400,480	-

TABLE 1. SUMMARY STATISTICS FOR PRIVATE EDUCATION ESTABLISHMENTS WITH AVERAGE TOTAL EMPLOYMENT OF 20 OR MORE BY REGION AND BY INDUSTRY GROUP: 2001 - Concluded

(Value in thousand pesos. Details may not add up to totals due to rounding.)

1994 PSIC CODE	REGION/ INDUSTRY DESCRIPTION	TOTAL COSTS	GROSS ADDITIONS TO FIXED ASSETS	CHANGE IN INVENTORIES	VALUE ADDED	SUBSIDIES
		(7)	(9)	(10)	(8)	(11)
	<b>REGION XIII - Caraga</b>	<b>143,250</b>	<b>98,993</b>	<b>1,335</b>	<b>243,287</b>	<b>2,243</b>
811	PRIVATE ELEMENTARY EDUCATION	5,568	-	300	6,924	-
812	PRIVATE SECONDARY EDUCATION	12,765	1,492	508	33,072	-
813	PRIVATE TECHNICAL AND VOCATIONAL POST-SECONDARY NON-DEGREE EDUCATION	36,568	18,573	169	37,139	-
814	PRIVATE HIGHER EDUCATION	88,348	78,928	358	166,152	2,243
	<b>AUTONOMOUS REGION IN MUSLIM MINDANAO (ARMM)</b>	<b>14,269</b>	<b>8,969</b>	<b>(187)</b>	<b>99,113</b>	<b>8,989</b>
811	PRIVATE ELEMENTARY EDUCATION	6,916	-	10	21,976	-
812	PRIVATE SECONDARY EDUCATION					
813	PRIVATE TECHNICAL AND VOCATIONAL POST-SECONDARY NON-DEGREE EDUCATION					
814	PRIVATE HIGHER EDUCATION					
		7,354	8,969	(197)	77,137	8,989

a/ - data combined with PSIC 815

} - combined data

TABLE 2. NUMBER OF ESTABLISHMENTS AND TOTAL MALE EMPLOYMENT FOR PRIVATE EDUCATION ESTABLISHMENTS  
WITH AVERAGE TOTAL EMPLOYMENT OF 20 OR MORE BY INDUSTRY GROUP: 2001

(Details may not add up to totals due to rounding.)

1994 PSIC CODE	INDUSTRY DESCRIPTION	NUMBER OF ESTABLISHMENTS	TOTAL MALE EMPLOYMENT	PAID MALE EMPLOYEES	UNPAID MALE WORKERS
		(1)	(2)	(3)	(4)
	<b>PHILIPPINES</b>	<b>2,060</b>	<b>64,594</b>	<b>64,248</b>	<b>347</b>
811	PRIVATE ELEMENTARY EDUCATION	342	3,628	3,582	46
812	PRIVATE SECONDARY EDUCATION	764	11,385	11,287	99
813	PRIVATE TECHNICAL AND VOCATIONAL POST-SECONDARY NON-DEGREE EDUCATION	218	4,799	4,788	12
814	PRIVATE HIGHER EDUCATION	714	44,413	44,226	186
815	PRIVATE ADULT AND OTHER EDUCATION	22	370	366	4

TABLE 2.1 NUMBER OF ESTABLISHMENTS AND TOTAL MALE EMPLOYMENT FOR PRIVATE EDUCATION ESTABLISHMENTS  
WITH AVERAGE TOTAL EMPLOYMENT OF 20 OR MORE BY REGION AND BY INDUSTRY GROUP: 2001 - Concluded

(Details may not add up to totals due to rounding.)

1994 PSIC CODE	REGION/ INDUSTRY DESCRIPTION	NUMBER OF ESTABLISHMENTS	TOTAL MALE EMPLOYMENT	PAID MALE EMPLOYEES	UNPAID MALE WORKERS
		(1)	(2)	(3)	(4)
	<b>PHILIPPINES</b>	<b>2,060</b>	<b>64,594</b>	<b>64,248</b>	<b>347</b>
	<b>NATIONAL CAPITAL REGION (NCR)</b>	<b>528</b>	<b>23,527</b>	<b>23,439</b>	<b>88</b>
811	PRIVATE ELEMENTARY EDUCATION	103	1,671	1,671	-
812	PRIVATE SECONDARY EDUCATION	183	4,028	3,973	54
813	PRIVATE TECHNICAL AND VOCATIONAL POST-SECONDARY NON-DEGREE EDUCATION	76	2,160	2,153	7
814	PRIVATE HIGHER EDUCATION	149	15,363	15,336	27
815	PRIVATE ADULT AND OTHER EDUCATION	17	306	306	-
	<b>CORDILLERA ADMINISTRATIVE REGION (CAR)</b>	<b>38</b>	<b>1,610</b>	<b>1,610</b>	<b>-</b>
811	PRIVATE ELEMENTARY EDUCATION	7	72	72	-
812	PRIVATE SECONDARY EDUCATION	14	98	98	-
813	PRIVATE TECHNICAL AND VOCATIONAL POST-SECONDARY NON-DEGREE EDUCATION	3	51	51	-
814	PRIVATE HIGHER EDUCATION	14	1,389	1,389	-
	<b>REGION I - ILOCOS</b>	<b>112</b>	<b>2,842</b>	<b>2,828</b>	<b>14</b>
811	PRIVATE ELEMENTARY EDUCATION	19	171	171	-
812	PRIVATE SECONDARY EDUCATION	41	363	363	-
813	PRIVATE TECHNICAL AND VOCATIONAL POST-SECONDARY NON-DEGREE EDUCATION	7	112	112	-
814	PRIVATE HIGHER EDUCATION	45	2,196	2,182	14
	<b>REGION II - CAGAYAN VALLEY</b>	<b>60</b>	<b>1,781</b>	<b>1,781</b>	<b>-</b>
811	PRIVATE ELEMENTARY EDUCATION	7	63	63	-
812	PRIVATE SECONDARY EDUCATION	23	270	270	-
813	PRIVATE TECHNICAL AND VOCATIONAL POST-SECONDARY NON-DEGREE EDUCATION	7	133	133	-
814	PRIVATE HIGHER EDUCATION	23	1,315	1,315	-
	<b>REGION III - CENTRAL LUZON</b>	<b>245</b>	<b>5,594</b>	<b>5,591</b>	<b>3</b>

TABLE 2.1 NUMBER OF ESTABLISHMENTS AND TOTAL MALE EMPLOYMENT FOR PRIVATE EDUCATION ESTABLISHMENTS  
WITH AVERAGE TOTAL EMPLOYMENT OF 20 OR MORE BY REGION AND BY INDUSTRY GROUP: 2001 - Concluded

(Details may not add up to totals due to rounding.)

1994 PSIC CODE	REGION/ INDUSTRY DESCRIPTION	NUMBER OF ESTABLISHMENTS	TOTAL MALE EMPLOYMENT	PAID MALE EMPLOYEES	UNPAID MALE WORKERS
		(1)	(2)	(3)	(4)
811	PRIVATE ELEMENTARY EDUCATION	44	374	374	-
812	PRIVATE SECONDARY EDUCATION	112	1,584	1,584	-
813	PRIVATE TECHNICAL AND VOCATIONAL POST-SECONDARY NON-DEGREE EDUCATION	29	494	494	-
814	PRIVATE HIGHER EDUCATION	57	3,111	3,108	3
815	PRIVATE ADULT AND OTHER EDUCATION	3	32	32	-
	<b>REGION IV-A CALABARZON</b>	<b>298</b>	<b>6,323</b>	<b>6,264</b>	<b>59</b>
811	PRIVATE ELEMENTARY EDUCATION	82	580	540	40
812	PRIVATE SECONDARY EDUCATION	126	1,898	1,894	4
813	PRIVATE TECHNICAL AND VOCATIONAL POST-SECONDARY NON-DEGREE EDUCATION	17	296	296	-
814	PRIVATE HIGHER EDUCATION	73	3,549	3,534	15
	<b>REGION IV-B MIMAROPA</b>	<b>35</b>	<b>867</b>	<b>867</b>	<b>-</b>
811	PRIVATE ELEMENTARY EDUCATION	2	14	14	-
812	PRIVATE SECONDARY EDUCATION	12	264	264	-
813	PRIVATE TECHNICAL AND VOCATIONAL POST-SECONDARY NON-DEGREE EDUCATION	}	21	589	-
814	PRIVATE HIGHER EDUCATION				
	<b>REGION V - BICOL</b>	<b>93</b>	<b>2,708</b>	<b>2,688</b>	<b>20</b>
811	PRIVATE ELEMENTARY EDUCATION	8	76	72	4
812	PRIVATE SECONDARY EDUCATION	28	319	319	-
813	PRIVATE TECHNICAL AND VOCATIONAL POST-SECONDARY NON-DEGREE EDUCATION	9	158	153	5
814	PRIVATE HIGHER EDUCATION	48	2,156	2,144	11
	<b>REGION VI - WESTERN VISAYAS</b>	<b>136</b>	<b>4,308</b>	<b>4,255</b>	<b>54</b>
811	PRIVATE ELEMENTARY EDUCATION	12	78	78	-
812	PRIVATE SECONDARY EDUCATION	53	622	597	26
813	PRIVATE TECHNICAL AND VOCATIONAL POST-SECONDARY NON-DEGREE EDUCATION	15	323	323	-
814	PRIVATE HIGHER EDUCATION	56	3,286	3,258	28
	<b>REGION VII - CENTRAL VISAYAS</b>	<b>125</b>	<b>4,806</b>	<b>4,777</b>	<b>29</b>
811	PRIVATE ELEMENTARY EDUCATION	16	148	148	-
812	PRIVATE SECONDARY EDUCATION	50	661	646	15
813	PRIVATE TECHNICAL AND VOCATIONAL POST-SECONDARY NON-DEGREE EDUCATION	<u>a/</u>	<u>a/</u>	<u>a/</u>	<u>a/</u>
814	PRIVATE HIGHER EDUCATION	49	3,730	3,720	10
815	PRIVATE ADULT AND OTHER EDUCATION	10	268	264	4
	<b>REGION VIII - EASTERN VISAYAS</b>	<b>52</b>	<b>1,268</b>	<b>1,232</b>	<b>36</b>
811	PRIVATE ELEMENTARY EDUCATION	}	21	283	281
812	PRIVATE SECONDARY EDUCATION				
813	PRIVATE TECHNICAL AND VOCATIONAL POST-SECONDARY NON-DEGREE EDUCATION	5	88	88	-
814	PRIVATE HIGHER EDUCATION	26	898	864	34

TABLE 2.1 NUMBER OF ESTABLISHMENTS AND TOTAL MALE EMPLOYMENT FOR PRIVATE EDUCATION ESTABLISHMENTS  
WITH AVERAGE TOTAL EMPLOYMENT OF 20 OR MORE BY REGION AND BY INDUSTRY GROUP: 2001 - Concluded

(Details may not add up to totals due to rounding.)

1994 PSIC CODE	REGION/ INDUSTRY DESCRIPTION	NUMBER OF ESTABLISHMENTS	TOTAL MALE EMPLOYMENT	PAID MALE EMPLOYEES	UNPAID MALE WORKERS
		(1)	(2)	(3)	(4)
	<b>REGION IX - ZAMBOANGA PENINSULA</b>	<b>43</b>	<b>1,478</b>	<b>1,478</b>	<b>-</b>
811	PRIVATE ELEMENTARY EDUCATION	6	51	51	-
812	PRIVATE SECONDARY EDUCATION	11	77	77	-
813	PRIVATE TECHNICAL AND VOCATIONAL POST-SECONDARY NON-DEGREE EDUCATION	4	72	72	-
814	PRIVATE HIGHER EDUCATION	22	1,278	1,278	-
	<b>REGION X - NORTHERN MINDANAO</b>	<b>78</b>	<b>2,267</b>	<b>2,259</b>	<b>8</b>
811	PRIVATE ELEMENTARY EDUCATION	11	72	72	-
812	PRIVATE SECONDARY EDUCATION	26	405	405	-
813	PRIVATE TECHNICAL AND VOCATIONAL POST-SECONDARY NON-DEGREE EDUCATION	11	86	86	-
814	PRIVATE HIGHER EDUCATION	30	1,704	1,696	8
	<b>REGION XI - DAVAO</b>	<b>80</b>	<b>2,605</b>	<b>2,591</b>	<b>14</b>
811	PRIVATE ELEMENTARY EDUCATION	10	96	96	-
812	PRIVATE SECONDARY EDUCATION	22	239	239	-
813	PRIVATE TECHNICAL AND VOCATIONAL POST-SECONDARY NON-DEGREE EDUCATION	a/	a/	a/	a/
814	PRIVATE HIGHER EDUCATION	40	2,145	2,131	14
815	PRIVATE ADULT AND OTHER EDUCATION	8	125	125	-
	<b>REGION XII - SOCCSKSARGEN</b>	<b>79</b>	<b>1,608</b>	<b>1,588</b>	<b>20</b>
811	PRIVATE ELEMENTARY EDUCATION	9	72	72	-
812	PRIVATE SECONDARY EDUCATION	26	182	182	-
813	PRIVATE TECHNICAL AND VOCATIONAL POST-SECONDARY NON-DEGREE EDUCATION	13	286	286	-
814	PRIVATE HIGHER EDUCATION	31	1,068	1,048	20
	<b>REGION XIII - Caraga</b>	<b>37</b>	<b>670</b>	<b>668</b>	<b>2</b>
811	PRIVATE ELEMENTARY EDUCATION	3	21	21	-
812	PRIVATE SECONDARY EDUCATION	9	77	77	-
813	PRIVATE TECHNICAL AND VOCATIONAL POST-SECONDARY NON-DEGREE EDUCATION	4	162	162	-
814	PRIVATE HIGHER EDUCATION	21	410	408	2
	<b>AUTONOMOUS REGION IN MUSLIM MINDANAO (ARMM)</b>	<b>21</b>	<b>333</b>	<b>333</b>	<b>-</b>
811	PRIVATE ELEMENTARY EDUCATION }				
812	PRIVATE SECONDARY EDUCATION }	10	86	86	-
813	PRIVATE TECHNICAL AND VOCATIONAL POST-SECONDARY NON-DEGREE EDUCATION }				
814	PRIVATE HIGHER EDUCATION }	11	247	247	-

a/ - data combined with PSIC 815

} - combined data

TABLE 2A. NUMBER OF ESTABLISHMENTS AND TOTAL FEMALE EMPLOYMENT FOR PRIVATE EDUCATION ESTABLISHMENTS  
WITH AVERAGE TOTAL EMPLOYMENT OF 20 OR MORE BY INDUSTRY GROUP: 2001

(Details may not add up to totals due to rounding.)

1994 PSIC CODE	INDUSTRY DESCRIPTION	NUMBER OF ESTABLISHMENTS	TOTAL FEMALE EMPLOYMENT	PAID FEMALE EMPLOYEES	UNPAID FEMALE WORKERS
		(1)	(2)	(3)	(4)
	<b>PHILIPPINES</b>	<b>2,060</b>	<b>118,435</b>	<b>117,993</b>	<b>442</b>
811	PRIVATE ELEMENTARY EDUCATION	342	12,096	12,037	59
812	PRIVATE SECONDARY EDUCATION	764	32,804	32,584	219
813	PRIVATE TECHNICAL AND VOCATIONAL POST-SECONDARY NON-DEGREE EDUCATION	218	5,494	5,477	17
814	PRIVATE HIGHER EDUCATION	714	67,448	67,301	147
815	PRIVATE ADULT AND OTHER EDUCATION	22	593	593	-

TABLE 2A.1 NUMBER OF ESTABLISHMENTS AND TOTAL FEMALE EMPLOYMENT FOR PRIVATE EDUCATION ESTABLISHMENTS  
WITH AVERAGE TOTAL EMPLOYMENT OF 20 OR MORE BY REGION AND BY INDUSTRY GROUP: 2001 - Concluded

(Details may not add up to totals due to rounding.)

1994 PSIC CODE	REGION/ INDUSTRY DESCRIPTION	NUMBER OF ESTABLISHMENTS	TOTAL FEMALE EMPLOYMENT	PAID FEMALE EMPLOYEES	UNPAID FEMALE WORKERS
		(1)	(2)	(3)	(4)
	<b>PHILIPPINES</b>	<b>2,060</b>	<b>118,435</b>	<b>117,993</b>	<b>442</b>
	<b>NATIONAL CAPITAL REGION (NCR)</b>	<b>528</b>	<b>43,230</b>	<b>43,025</b>	<b>205</b>
811	PRIVATE ELEMENTARY EDUCATION	103	5,049	5,034	15
812	PRIVATE SECONDARY EDUCATION	183	13,211	13,066	145
813	PRIVATE TECHNICAL AND VOCATIONAL POST-SECONDARY NON-DEGREE EDUCATION	76	2,406	2,398	8
814	PRIVATE HIGHER EDUCATION	149	22,027	21,990	37
815	PRIVATE ADULT AND OTHER EDUCATION	17	538	538	-
	<b>CORDILLERA ADMINISTRATIVE REGION (CAR)</b>	<b>38</b>	<b>2,804</b>	<b>2,804</b>	<b>-</b>
811	PRIVATE ELEMENTARY EDUCATION	7	191	191	-
812	PRIVATE SECONDARY EDUCATION	14	459	459	-
813	PRIVATE TECHNICAL AND VOCATIONAL POST-SECONDARY NON-DEGREE EDUCATION	3	35	35	-
814	PRIVATE HIGHER EDUCATION	14	2,120	2,120	-
	<b>REGION I - ILOCOS</b>	<b>112</b>	<b>4,554</b>	<b>4,542</b>	<b>12</b>
811	PRIVATE ELEMENTARY EDUCATION	19	485	485	-
812	PRIVATE SECONDARY EDUCATION	41	1,162	1,162	-
813	PRIVATE TECHNICAL AND VOCATIONAL POST-SECONDARY NON-DEGREE EDUCATION	7	144	144	-
814	PRIVATE HIGHER EDUCATION	45	2,765	2,753	12
	<b>REGION II - CAGAYAN VALLEY</b>	<b>60</b>	<b>2,991</b>	<b>2,966</b>	<b>25</b>
811	PRIVATE ELEMENTARY EDUCATION	7	154	154	-
812	PRIVATE SECONDARY EDUCATION	23	629	629	-
813	PRIVATE TECHNICAL AND VOCATIONAL POST-SECONDARY NON-DEGREE EDUCATION	7	144	144	-
814	PRIVATE HIGHER EDUCATION	23	2,064	2,039	25
	<b>REGION III - CENTRAL LUZON</b>	<b>245</b>	<b>11,669</b>	<b>11,651</b>	<b>18</b>
811	PRIVATE ELEMENTARY EDUCATION	44	1,364	1,364	-

TABLE 2A.1 NUMBER OF ESTABLISHMENTS AND TOTAL FEMALE EMPLOYMENT FOR PRIVATE EDUCATION ESTABLISHMENTS  
WITH AVERAGE TOTAL EMPLOYMENT OF 20 OR MORE BY REGION AND BY INDUSTRY GROUP: 2001 - Concluded

(Details may not add up to totals due to rounding.)

1994 PSIC CODE	REGION/ INDUSTRY DESCRIPTION	NUMBER OF ESTABLISHMENTS	TOTAL FEMALE EMPLOYMENT	PAID FEMALE EMPLOYEES	UNPAID FEMALE WORKERS
		(1)	(2)	(3)	(4)
812	PRIVATE SECONDARY EDUCATION	112	4,225	4,225	-
813	PRIVATE TECHNICAL AND VOCATIONAL POST-SECONDARY NON-DEGREE EDUCATION	29	669	669	-
814	PRIVATE HIGHER EDUCATION	57	5,373	5,355	18
815	PRIVATE ADULT AND OTHER EDUCATION	3	38	38	-
	<b>REGION IV-A CALABARZON</b>	<b>298</b>	<b>13,549</b>	<b>13,496</b>	<b>53</b>
811	PRIVATE ELEMENTARY EDUCATION	82	2,611	2,571	40
812	PRIVATE SECONDARY EDUCATION	126	5,104	5,091	13
813	PRIVATE TECHNICAL AND VOCATIONAL POST-SECONDARY NON-DEGREE EDUCATION	17	153	153	-
814	PRIVATE HIGHER EDUCATION	73	5,682	5,682	-
	<b>REGION IV-B MIMAROPA</b>	<b>35</b>	<b>1,529</b>	<b>1,520</b>	<b>9</b>
811	PRIVATE ELEMENTARY EDUCATION	2	38	38	-
812	PRIVATE SECONDARY EDUCATION	12	492	492	-
813	PRIVATE TECHNICAL AND VOCATIONAL POST-SECONDARY NON-DEGREE EDUCATION	} 21	999	990	9
814	PRIVATE HIGHER EDUCATION				
	<b>REGION V - BICOL</b>	<b>93</b>	<b>4,174</b>	<b>4,135</b>	<b>38</b>
811	PRIVATE ELEMENTARY EDUCATION	8	200	196	4
812	PRIVATE SECONDARY EDUCATION	28	717	710	7
813	PRIVATE TECHNICAL AND VOCATIONAL POST-SECONDARY NON-DEGREE EDUCATION	9	140	131	9
814	PRIVATE HIGHER EDUCATION	48	3,117	3,099	18
	<b>REGION VI - WESTERN VISAYAS</b>	<b>136</b>	<b>7,071</b>	<b>7,047</b>	<b>24</b>
811	PRIVATE ELEMENTARY EDUCATION	12	282	282	-
812	PRIVATE SECONDARY EDUCATION	53	1,580	1,556	24
813	PRIVATE TECHNICAL AND VOCATIONAL POST-SECONDARY NON-DEGREE EDUCATION	15	308	308	-
814	PRIVATE HIGHER EDUCATION	56	4,902	4,902	-
	<b>REGION VII - CENTRAL VISAYAS</b>	<b>125</b>	<b>7,770</b>	<b>7,735</b>	<b>35</b>
811	PRIVATE ELEMENTARY EDUCATION	16	489	489	-
812	PRIVATE SECONDARY EDUCATION	50	1,767	1,736	31
813	PRIVATE TECHNICAL AND VOCATIONAL POST-SECONDARY NON-DEGREE EDUCATION	a/	a/	a/	a/
814	PRIVATE HIGHER EDUCATION	49	5,188	5,184	4
815	PRIVATE ADULT AND OTHER EDUCATION	10	327	327	-
	<b>REGION VIII - EASTERN VISAYAS</b>	<b>52</b>	<b>2,004</b>	<b>1,995</b>	<b>9</b>
811	PRIVATE ELEMENTARY EDUCATION	} 21	641	641	-
812	PRIVATE SECONDARY EDUCATION				
813	PRIVATE TECHNICAL AND VOCATIONAL POST-SECONDARY NON-DEGREE EDUCATION	5	80	80	-
814	PRIVATE HIGHER EDUCATION	26	1,283	1,274	9

TABLE 2A.1 NUMBER OF ESTABLISHMENTS AND TOTAL FEMALE EMPLOYMENT FOR PRIVATE EDUCATION ESTABLISHMENTS  
WITH AVERAGE TOTAL EMPLOYMENT OF 20 OR MORE BY REGION AND BY INDUSTRY GROUP: 2001 - Concluded

(Details may not add up to totals due to rounding.)

1994 PSIC CODE	REGION/ INDUSTRY DESCRIPTION	NUMBER OF ESTABLISHMENTS	TOTAL FEMALE EMPLOYMENT	PAID FEMALE EMPLOYEES	UNPAID FEMALE WORKERS	
		(1)	(2)	(3)	(4)	
	<b>REGION IX - ZAMBOANGA PENINSULA</b>	<b>43</b>	<b>2,169</b>	<b>2,169</b>	<b>-</b>	
811	PRIVATE ELEMENTARY EDUCATION	6	144	144	-	
812	PRIVATE SECONDARY EDUCATION	11	352	352	-	
813	PRIVATE TECHNICAL AND VOCATIONAL POST-SECONDARY NON-DEGREE EDUCATION	4	90	90	-	
814	PRIVATE HIGHER EDUCATION	22	1,583	1,583	-	
	<b>REGION X - NORTHERN MINDANAO</b>	<b>78</b>	<b>4,600</b>	<b>4,596</b>	<b>4</b>	
811	PRIVATE ELEMENTARY EDUCATION	11	314	314	-	
812	PRIVATE SECONDARY EDUCATION	26	757	757	-	
813	PRIVATE TECHNICAL AND VOCATIONAL POST-SECONDARY NON-DEGREE EDUCATION	11	381	381	-	
814	PRIVATE HIGHER EDUCATION	30	3,148	3,144	4	
	<b>REGION XI - DAVAO</b>	<b>80</b>	<b>5,026</b>	<b>5,026</b>	<b>-</b>	
811	PRIVATE ELEMENTARY EDUCATION	10	347	347	-	
812	PRIVATE SECONDARY EDUCATION	22	668	668	-	
813	PRIVATE TECHNICAL AND VOCATIONAL POST-SECONDARY NON-DEGREE EDUCATION	a/	a/	a/	a/	
814	PRIVATE HIGHER EDUCATION	40	3,846	3,846	-	
815	PRIVATE ADULT AND OTHER EDUCATION	8	165	165	-	
	<b>REGION XII - SOCCSKSARGEN</b>	<b>79</b>	<b>3,055</b>	<b>3,045</b>	<b>10</b>	
811	PRIVATE ELEMENTARY EDUCATION	9	167	167	-	
812	PRIVATE SECONDARY EDUCATION	26	650	650	-	
813	PRIVATE TECHNICAL AND VOCATIONAL POST-SECONDARY NON-DEGREE EDUCATION	13	286	286	-	
814	PRIVATE HIGHER EDUCATION	31	1,952	1,942	10	
	<b>REGION XIII - Caraga</b>	<b>37</b>	<b>1,572</b>	<b>1,571</b>	<b>1</b>	
811	PRIVATE ELEMENTARY EDUCATION	3	68	68	-	
812	PRIVATE SECONDARY EDUCATION	9	296	296	-	
813	PRIVATE TECHNICAL AND VOCATIONAL POST-SECONDARY NON-DEGREE EDUCATION	4	164	164	-	
814	PRIVATE HIGHER EDUCATION	21	1,044	1,043	1	
	<b>AUTONOMOUS REGION IN MUSLIM MINDANAO (ARMM)</b>	<b>21</b>	<b>670</b>	<b>670</b>	<b>-</b>	
811	PRIVATE ELEMENTARY EDUCATION	}	10	291	-	
812	PRIVATE SECONDARY EDUCATION					
813	PRIVATE TECHNICAL AND VOCATIONAL POST-SECONDARY NON-DEGREE EDUCATION					
814	PRIVATE HIGHER EDUCATION	}	11	379	379	-

a/ - data combined with PSIC 815

} - combined data



TABLE 3. NUMBER OF ESTABLISHMENTS AND TOTAL COMPENSATION OF PAID EMPLOYEES FOR BOTH SEXES FOR PRIVATE EDUCATION ESTABLISHMENTS WITH AVERAGE TOTAL EMPLOYMENT OF 20 OR MORE BY INDUSTRY GROUP: 2001

(Value in thousand pesos. Details may not add up to totals due to rounding.)

1994 PSIC CODE	INDUSTRY DESCRIPTION	NUMBER OF ESTABLISHMENTS	TOTAL COMPENSATION	GROSS SALARIES AND WAGES	EMPLOYER'S CONTRIBUTION TO SSS/GSIS AND THE LIKE
		(1)	(2)	(3)	(4)
	<b>PHILIPPINES</b>	<b>2,060</b>	<b>22,250,483</b>	<b>21,082,808</b>	<b>1,167,674</b>
811	PRIVATE ELEMENTARY EDUCATION	342	1,532,343	1,459,854	72,489
812	PRIVATE SECONDARY EDUCATION	764	5,366,863	5,037,674	329,190
813	PRIVATE TECHNICAL AND VOCATIONAL POST-SECONDARY NON-DEGREE EDUCATION	218	874,131	836,660	37,471
814	PRIVATE HIGHER EDUCATION	714	14,368,347	13,644,392	723,954
815	PRIVATE ADULT AND OTHER EDUCATION	22	108,799	104,228	4,571

TABLE 3.1 NUMBER OF ESTABLISHMENTS AND TOTAL COMPENSATION OF PAID EMPLOYEES FOR BOTH SEXES FOR PRIVATE EDUCATION ESTABLISHMENTS WITH AVERAGE TOTAL EMPLOYMENT OF 20 OR MORE BY REGION AND BY INDUSTRY GROUP: 2001 - Concluded

(Value in thousand pesos. Details may not add up to totals due to rounding.)

1994 PSIC CODE	REGION/ INDUSTRY DESCRIPTION	NUMBER OF ESTABLISHMENTS	TOTAL COMPENSATION	GROSS SALARIES AND WAGES	EMPLOYER'S CONTRIBUTION TO SSS/GSIS AND THE LIKE
		(1)	(2)	(3)	(4)
	<b>PHILIPPINES</b>	<b>2,060</b>	<b>22,250,483</b>	<b>21,082,808</b>	<b>1,167,674</b>
	<b>NATIONAL CAPITAL REGION (NCR)</b>	<b>528</b>	<b>11,116,405</b>	<b>10,592,230</b>	<b>524,175</b>
811	PRIVATE ELEMENTARY EDUCATION	103	864,409	829,034	35,375
812	PRIVATE SECONDARY EDUCATION	183	2,964,637	2,789,553	175,085
813	PRIVATE TECHNICAL AND VOCATIONAL POST-SECONDARY NON-DEGREE EDUCATION	76	468,733	450,621	18,112
814	PRIVATE HIGHER EDUCATION	149	6,719,283	6,427,763	291,520
815	PRIVATE ADULT AND OTHER EDUCATION	17	99,343	95,259	4,083
	<b>CORDILLERA ADMINISTRATIVE REGION (CAR)</b>	<b>38</b>	<b>533,195</b>	<b>504,065</b>	<b>29,129</b>
811	PRIVATE ELEMENTARY EDUCATION	7	29,062	27,503	1,560
812	PRIVATE SECONDARY EDUCATION	14	50,610	47,621	2,988
813	PRIVATE TECHNICAL AND VOCATIONAL POST-SECONDARY NON-DEGREE EDUCATION	3	8,108	7,643	465
814	PRIVATE HIGHER EDUCATION	14	445,415	421,298	24,117
	<b>REGION I - ILOCOS</b>	<b>112</b>	<b>597,098</b>	<b>554,759</b>	<b>42,339</b>
811	PRIVATE ELEMENTARY EDUCATION	19	47,521	45,073	2,448
812	PRIVATE SECONDARY EDUCATION	41	125,456	112,808	12,647
813	PRIVATE TECHNICAL AND VOCATIONAL POST-SECONDARY NON-DEGREE EDUCATION	7	17,133	15,900	1,233
814	PRIVATE HIGHER EDUCATION	45	406,988	380,978	26,011
	<b>REGION II - CAGAYAN VALLEY</b>	<b>60</b>	<b>428,668</b>	<b>404,537</b>	<b>24,130</b>
811	PRIVATE ELEMENTARY EDUCATION	7	12,356	11,714	642
812	PRIVATE SECONDARY EDUCATION	23	64,653	60,007	4,646
813	PRIVATE TECHNICAL AND VOCATIONAL POST-SECONDARY NON-DEGREE EDUCATION	7	19,556	18,736	820
814	PRIVATE HIGHER EDUCATION	23	332,103	314,080	18,022

TABLE 3.1 NUMBER OF ESTABLISHMENTS AND TOTAL COMPENSATION OF PAID EMPLOYEES FOR BOTH SEXES FOR PRIVATE EDUCATION ESTABLISHMENTS WITH AVERAGE TOTAL EMPLOYMENT OF 20 OR MORE BY REGION AND BY INDUSTRY GROUP: 2001 - Concluded

(Value in thousand pesos. Details may not add up to totals due to rounding.)

1994 PSIC CODE	REGION/ INDUSTRY DESCRIPTION	NUMBER OF ESTABLISHMENTS	TOTAL COMPENSATION	GROSS SALARIES AND WAGES	EMPLOYER'S CONTRIBUTION TO SSS/GSIS AND THE LIKE
		(1)	(2)	(3)	(4)
<b>REGION III - CENTRAL LUZON</b>		<b>245</b>	<b>1,413,303</b>	<b>1,324,635</b>	<b>88,668</b>
811	PRIVATE ELEMENTARY EDUCATION	44	103,001	95,480	7,521
812	PRIVATE SECONDARY EDUCATION	112	523,661	489,079	34,582
813	PRIVATE TECHNICAL AND VOCATIONAL POST-SECONDARY NON-DEGREE EDUCATION	29	89,621	84,932	4,689
814	PRIVATE HIGHER EDUCATION	57	690,887	649,328	41,559
815	PRIVATE ADULT AND OTHER EDUCATION	3	6,134	5,816	318
<b>REGION IV-A CALABARZON</b>		<b>298</b>	<b>2,166,547</b>	<b>2,045,366</b>	<b>121,181</b>
811	PRIVATE ELEMENTARY EDUCATION	82	232,415	220,431	11,984
812	PRIVATE SECONDARY EDUCATION	126	776,468	730,228	46,240
813	PRIVATE TECHNICAL AND VOCATIONAL POST-SECONDARY NON-DEGREE EDUCATION	17	51,297	50,251	1,046
814	PRIVATE HIGHER EDUCATION	73	1,106,367	1,044,456	61,911
<b>REGION IV-B MIMAROPA</b>		<b>35</b>	<b>265,440</b>	<b>249,408</b>	<b>16,033</b>
811	PRIVATE ELEMENTARY EDUCATION	2	4,674	4,328	346
812	PRIVATE SECONDARY EDUCATION	12	70,718	65,480	5,238
813	PRIVATE TECHNICAL AND VOCATIONAL POST-SECONDARY NON-DEGREE EDUCATION	21	190,048	179,600	10,448
814	PRIVATE HIGHER EDUCATION				
<b>REGION V - BICOL</b>		<b>93</b>	<b>543,583</b>	<b>516,171</b>	<b>27,412</b>
811	PRIVATE ELEMENTARY EDUCATION	8	23,359	22,248	1,111
812	PRIVATE SECONDARY EDUCATION	28	70,705	67,986	2,719
813	PRIVATE TECHNICAL AND VOCATIONAL POST-SECONDARY NON-DEGREE EDUCATION	9	15,016	14,323	693
814	PRIVATE HIGHER EDUCATION	48	434,503	411,614	22,889
<b>REGION VI - WESTERN VISAYAS</b>		<b>136</b>	<b>1,131,206</b>	<b>1,069,698</b>	<b>61,508</b>
811	PRIVATE ELEMENTARY EDUCATION	12	25,812	24,797	1,015
812	PRIVATE SECONDARY EDUCATION	53	140,392	131,944	8,448
813	PRIVATE TECHNICAL AND VOCATIONAL POST-SECONDARY NON-DEGREE EDUCATION	15	50,110	47,849	2,261
814	PRIVATE HIGHER EDUCATION	56	914,893	865,109	49,784
<b>REGION VII - CENTRAL VISAYAS</b>		<b>125</b>	<b>1,401,935</b>	<b>1,325,748</b>	<b>76,187</b>
811	PRIVATE ELEMENTARY EDUCATION	16	70,348	66,927	3,420
812	PRIVATE SECONDARY EDUCATION	50	224,238	209,537	14,701
813	PRIVATE TECHNICAL AND VOCATIONAL POST-SECONDARY NON-DEGREE EDUCATION	a/	a/	a/	a/
814	PRIVATE HIGHER EDUCATION	49	1,076,115	1,020,489	55,626
815	PRIVATE ADULT AND OTHER EDUCATION	10	31,195	28,795	2,440
<b>REGION VIII - EASTERN VISAYAS</b>		<b>52</b>	<b>232,806</b>	<b>222,204</b>	<b>10,602</b>
811	PRIVATE ELEMENTARY EDUCATION	21	62,384	59,845	2,540
812	PRIVATE SECONDARY EDUCATION				
813	PRIVATE TECHNICAL AND VOCATIONAL POST-SECONDARY NON-DEGREE EDUCATION				
		23 <sup>5</sup>	9,753	9,202	550

TABLE 3.1 NUMBER OF ESTABLISHMENTS AND TOTAL COMPENSATION OF PAID EMPLOYEES FOR BOTH SEXES FOR PRIVATE EDUCATION ESTABLISHMENTS WITH AVERAGE TOTAL EMPLOYMENT OF 20 OR MORE BY REGION AND BY INDUSTRY GROUP: 2001 - Concluded

(Value in thousand pesos. Details may not add up to totals due to rounding.)

1994 PSIC CODE	REGION/ INDUSTRY DESCRIPTION	NUMBER OF ESTABLISHMENTS	TOTAL COMPENSATION	GROSS SALARIES AND WAGES	EMPLOYER'S CONTRIBUTION TO SSS/GSIS AND THE LIKE
		(1)	(2)	(3)	(4)
814	PRIVATE HIGHER EDUCATION	26	160,669	153,157	7,512
	<b>REGION IX - ZAMBOANGA PENINSULA</b>	<b>43</b>	<b>296,899</b>	<b>280,476</b>	<b>16,423</b>
811	PRIVATE ELEMENTARY EDUCATION	6	11,138	10,478	661
812	PRIVATE SECONDARY EDUCATION	11	32,233	30,347	1,886
813	PRIVATE TECHNICAL AND VOCATIONAL POST-SECONDARY NON-DEGREE EDUCATION	4	9,212	8,563	648
814	PRIVATE HIGHER EDUCATION	22	244,316	231,088	13,227
	<b>REGION X - NORTHERN MINDANAO</b>	<b>78</b>	<b>584,620</b>	<b>548,080</b>	<b>36,541</b>
811	PRIVATE ELEMENTARY EDUCATION	11	35,248	32,871	2,377
812	PRIVATE SECONDARY EDUCATION	26	91,011	85,098	5,913
813	PRIVATE TECHNICAL AND VOCATIONAL POST-SECONDARY NON-DEGREE EDUCATION	11	37,028	35,614	1,414
814	PRIVATE HIGHER EDUCATION	30	421,333	394,497	26,836
	<b>REGION XI - DAVAO</b>	<b>80</b>	<b>846,952</b>	<b>792,949</b>	<b>54,003</b>
811	PRIVATE ELEMENTARY EDUCATION	10	37,506	35,325	2,182
812	PRIVATE SECONDARY EDUCATION	22	81,443	76,406	5,037
813	PRIVATE TECHNICAL AND VOCATIONAL POST-SECONDARY NON-DEGREE EDUCATION	<u>a/</u>	<u>a/</u>	<u>a/</u>	<u>a/</u>
814	PRIVATE HIGHER EDUCATION	40	712,717	666,802	45,914
815	PRIVATE ADULT AND OTHER EDUCATION	8	15,286	14,415	871
	<b>REGION XII - SOCCSKSARGEN</b>	<b>79</b>	<b>418,202</b>	<b>395,848</b>	<b>22,354</b>
811	PRIVATE ELEMENTARY EDUCATION	9	15,244	14,662	582
812	PRIVATE SECONDARY EDUCATION	26	58,756	54,464	4,291
813	PRIVATE TECHNICAL AND VOCATIONAL POST-SECONDARY NON-DEGREE EDUCATION	13	31,301	30,419	883
814	PRIVATE HIGHER EDUCATION	31	312,901	296,303	16,598
	<b>REGION XIII - Caraga</b>	<b>37</b>	<b>171,675</b>	<b>161,361</b>	<b>10,314</b>
811	PRIVATE ELEMENTARY EDUCATION	3	5,952	5,592	360
812	PRIVATE SECONDARY EDUCATION	9	23,970	22,510	1,461
813	PRIVATE TECHNICAL AND VOCATIONAL POST-SECONDARY NON-DEGREE EDUCATION	4	21,556	20,197	1,359
814	PRIVATE HIGHER EDUCATION	21	120,197	113,062	7,134
	<b>AUTONOMOUS REGION IN MUSLIM MINDANAO (ARMM)</b>	<b>21</b>	<b>101,948</b>	<b>95,274</b>	<b>6,673</b>
811	PRIVATE ELEMENTARY EDUCATION	}	10	19,825	1,671
812	PRIVATE SECONDARY EDUCATION				
813	PRIVATE TECHNICAL AND VOCATIONAL POST-SECONDARY NON-DEGREE EDUCATION				
814	PRIVATE HIGHER EDUCATION	}	11	82,123	5,002

a/ - data combined with PSIC 815

}

TABLE 4. NUMBER OF ESTABLISHMENTS AND TYPE OF REVENUE FOR PRIVATE EDUCATION ESTABLISHMENTS  
WITH AVERAGE TOTAL EMPLOYMENT OF 20 OR MORE BY INDUSTRY GROUP: 2001

(Value in thousand pesos. Details may not add up to totals due to rounding.)

1994 PSIC CODE	INDUSTRY DESCRIPTION	NUMBER OF ESTABLISHMENTS	TYPE OF REVENUE				
			TOTAL	VALUE OF MAIN ACTIVITY	VALUE OF GOODS FOR RESALE	VALUE OF INDUSTRIAL SERVICES DONE FOR OTHERS	VALUE OF NON-INDUSTRIAL SERVICES DONE FOR OTHERS
			(1)	(2)	(3)	(4)	(5)
	<b>PHILIPPINES</b>	<b>2,060</b>	<b>42,643,929</b>	<b>39,065,624</b>	<b>390,570</b>	<b>108,232</b>	<b>256,749</b>
811	PRIVATE ELEMENTARY EDUCATION	342	3,188,209	3,064,229	31,958	17,874	9,231
812	PRIVATE SECONDARY EDUCATION	764	9,817,121	8,879,752	79,448	5,514	69,847
813	PRIVATE TECHNICAL AND VOCATIONAL POST-SECONDARY NON-DEGREE EDUCATION	218	2,332,917	2,153,108	53,069	-	11,731
814	PRIVATE HIGHER EDUCATION	714	27,064,112	24,752,581	225,084	84,844	165,941
815	PRIVATE ADULT AND OTHER EDUCATION	22	241,570	215,954	1,010	-	-

1994 PSIC CODE	INDUSTRY DESCRIPTION	TYPE OF REVENUE				
		INCOME FROM RENTING AND LEASING	INTEREST INCOME	DIVIDEND INCOME	COMMISSIONS AND FEES EARNED	OTHER REVENUE
		(7)	(8)	(9)	(10)	(11)
	<b>PHILIPPINES</b>	<b>163,183</b>	<b>1,398,822</b>	<b>64,563</b>	<b>99,876</b>	<b>1,096,311</b>
811	PRIVATE ELEMENTARY EDUCATION	3,575	17,911	1,906	15,713	25,813
812	PRIVATE SECONDARY EDUCATION	5,818	478,232	2,731	28,300	267,480
813	PRIVATE TECHNICAL AND VOCATIONAL POST-SECONDARY NON-DEGREE EDUCATION	3,144	39,606	2	31,701	40,556
814	PRIVATE HIGHER EDUCATION	150,645	857,954	56,521	24,163	746,379
815	PRIVATE ADULT AND OTHER EDUCATION	-	5,119	3,404	-	16,083

TABLE 4.1 NUMBER OF ESTABLISHMENTS AND TYPE OF REVENUE FOR PRIVATE EDUCATION ESTABLISHMENTS  
WITH AVERAGE TOTAL EMPLOYMENT OF 20 OR MORE BY REGION AND BY INDUSTRY GROUP: 2001 - Continued

(Value in thousand pesos. Details may not add up to totals due to rounding.)

1994 PSIC CODE	REGION/ INDUSTRY DESCRIPTION	NUMBER OF ESTABLISHMENTS	TYPE OF REVENUE				
			TOTAL	VALUE OF MAIN ACTIVITY	VALUE OF GOODS FOR RESALE	VALUE OF INDUSTRIAL SERVICES DONE FOR OTHERS	VALUE OF NON-INDUSTRIAL SERVICES DONE FOR OTHERS
			(1)	(2)	(3)	(4)	(5)
	<b>PHILIPPINES</b>	<b>2,060</b>	<b>42,643,929</b>	<b>39,065,624</b>	<b>390,570</b>	<b>108,232</b>	<b>256,749</b>
	<b>NATIONAL CAPITAL REGION (NCR)</b>	<b>528</b>	<b>22,310,651</b>	<b>20,158,303</b>	<b>131,036</b>	<b>22,935</b>	<b>186,609</b>
811	PRIVATE ELEMENTARY EDUCATION	103	1,791,569	1,709,696	14,756	17,874	6,985
812	PRIVATE SECONDARY EDUCATION	183	5,393,551	4,810,646	24,366	384	16,840
813	PRIVATE TECHNICAL AND VOCATIONAL POST-SECONDARY NON-DEGREE EDUCATION	76	1,426,930	1,273,281	47,134	-	8,279
814	PRIVATE HIGHER EDUCATION	149	13,484,572	12,175,590	44,381	4,677	154,505
815	PRIVATE ADULT AND OTHER EDUCATION	17	214,030	189,089	399	-	-
	<b>CORDILLERA ADMINISTRATIVE REGION (CAR)</b>	<b>38</b>	<b>991,399</b>	<b>885,750</b>	<b>425</b>	<b>-</b>	<b>-</b>
811	PRIVATE ELEMENTARY EDUCATION	7	64,023	55,342	-	-	-
812	PRIVATE SECONDARY EDUCATION	14	106,050	104,468	-	-	-

TABLE 4.1 NUMBER OF ESTABLISHMENTS AND TYPE OF REVENUE FOR PRIVATE EDUCATION ESTABLISHMENTS WITH AVERAGE TOTAL EMPLOYMENT OF 20 OR MORE BY REGION AND BY INDUSTRY GROUP: 2001 - Continued

(Value in thousand pesos. Details may not add up to totals due to rounding.)

1994 PSIC CODE	REGION/ INDUSTRY DESCRIPTION	NUMBER OF ESTABLISHMENTS	TYPE OF REVENUE				
			TOTAL	VALUE OF MAIN ACTIVITY	VALUE OF GOODS FOR RESALE	VALUE OF INDUSTRIAL SERVICES DONE FOR OTHERS	VALUE OF NON-INDUSTRIAL SERVICES DONE FOR OTHERS
			(1)	(2)	(3)	(4)	(5)
813	PRIVATE TECHNICAL AND VOCATIONAL POST-SECONDARY NON-DEGREE EDUCATION	3	16,368	16,366	-	-	-
814	PRIVATE HIGHER EDUCATION	14	804,958	709,575	425	-	-
	<b>REGION I - ILOCOS</b>	<b>112</b>	<b>1,107,514</b>	<b>982,937</b>	<b>63,013</b>	-	<b>3,016</b>
811	PRIVATE ELEMENTARY EDUCATION	19	76,323	66,802	8,845	-	-
812	PRIVATE SECONDARY EDUCATION	41	265,861	223,702	35,406	-	-
813	PRIVATE TECHNICAL AND VOCATIONAL POST-SECONDARY NON-DEGREE EDUCATION	7	28,090	25,932	-	-	-
814	PRIVATE HIGHER EDUCATION	45	737,240	666,501	18,763	-	3,016
	<b>REGION II - CAGAYAN VALLEY</b>	<b>60</b>	<b>733,564</b>	<b>637,863</b>	<b>62,887</b>	-	-
811	PRIVATE ELEMENTARY EDUCATION	7	27,324	27,324	-	-	-
812	PRIVATE SECONDARY EDUCATION	23	128,716	124,222	839	-	-
813	PRIVATE TECHNICAL AND VOCATIONAL POST-SECONDARY NON-DEGREE EDUCATION	7	33,171	33,171	-	-	-
814	PRIVATE HIGHER EDUCATION	23	544,353	453,146	62,048	-	-
	<b>REGION III - CENTRAL LUZON</b>	<b>245</b>	<b>2,661,682</b>	<b>2,494,838</b>	<b>5,933</b>	-	<b>33,885</b>
811	PRIVATE ELEMENTARY EDUCATION	44	233,961	233,738	-	-	-
812	PRIVATE SECONDARY EDUCATION	112	999,758	904,373	-	-	29,836
813	PRIVATE TECHNICAL AND VOCATIONAL POST-SECONDARY NON-DEGREE EDUCATION	29	195,982	193,450	-	-	-
814	PRIVATE HIGHER EDUCATION	57	1,212,209	1,143,505	5,933	-	4,049
815	PRIVATE ADULT AND OTHER EDUCATION	3	19,771	19,771	-	-	-
	<b>REGION IV-A CALABARZON</b>	<b>298</b>	<b>3,938,963</b>	<b>3,716,683</b>	<b>23,033</b>	<b>7,210</b>	<b>25,155</b>
811	PRIVATE ELEMENTARY EDUCATION	82	538,813	526,147	7,000	-	-
812	PRIVATE SECONDARY EDUCATION	126	1,468,355	1,358,497	-	-	23,163
813	PRIVATE TECHNICAL AND VOCATIONAL POST-SECONDARY NON-DEGREE EDUCATION	17	120,094	119,574	-	-	-
814	PRIVATE HIGHER EDUCATION	73	1,811,701	1,712,464	16,033	7,210	1,992
	<b>REGION IV-B MIMAROPA</b>	<b>35</b>	<b>435,303</b>	<b>421,420</b>	<b>1,407</b>	-	-
811	PRIVATE ELEMENTARY EDUCATION	2	7,412	7,209	-	-	-
812	PRIVATE SECONDARY EDUCATION	12	92,266	86,610	-	-	-
813	PRIVATE TECHNICAL AND VOCATIONAL POST-SECONDARY NON-DEGREE EDUCATION						
814	PRIVATE HIGHER EDUCATION	21	335,625	327,601	1,407	-	-
	<b>REGION V - BICOL</b>	<b>93</b>	<b>845,796</b>	<b>813,849</b>	-	-	<b>2,160</b>
811	PRIVATE ELEMENTARY EDUCATION	8	36,115	33,955	-	-	2,160
812	PRIVATE SECONDARY EDUCATION	28	109,710	106,143	-	-	-
813	PRIVATE TECHNICAL AND VOCATIONAL						

TABLE 4.1 NUMBER OF ESTABLISHMENTS AND TYPE OF REVENUE FOR PRIVATE EDUCATION ESTABLISHMENTS WITH AVERAGE TOTAL EMPLOYMENT OF 20 OR MORE BY REGION AND BY INDUSTRY GROUP: 2001 - Continued

(Value in thousand pesos. Details may not add up to totals due to rounding.)

1994 PSIC CODE	REGION/ INDUSTRY DESCRIPTION	NUMBER OF ESTABLISHMENTS	TYPE OF REVENUE				
			TOTAL	VALUE OF MAIN ACTIVITY	VALUE OF GOODS FOR RESALE	VALUE OF INDUSTRIAL SERVICES DONE FOR OTHERS	VALUE OF NON-INDUSTRIAL SERVICES DONE FOR OTHERS
			(1)	(2)	(3)	(4)	(5)
	POST-SECONDARY NON-DEGREE EDUCATION	9	35,415	35,343	-	-	-
814	PRIVATE HIGHER EDUCATION	48	664,556	638,408	-	-	-
	<b>REGION VI - WESTERN VISAYAS</b>	<b>136</b>	<b>2,078,762</b>	<b>1,982,838</b>	<b>19,750</b>	<b>-</b>	<b>3,308</b>
811	PRIVATE ELEMENTARY EDUCATION	12	70,912	70,912	-	-	-
812	PRIVATE SECONDARY EDUCATION	53	259,485	245,361	5,544	-	-
813	PRIVATE TECHNICAL AND VOCATIONAL POST-SECONDARY NON-DEGREE EDUCATION	15	117,165	107,040	4,169	-	2,468
814	PRIVATE HIGHER EDUCATION	56	1,631,200	1,559,525	10,037	-	840
	<b>REGION VII - CENTRAL VISAYAS</b>	<b>125</b>	<b>2,685,654</b>	<b>2,432,936</b>	<b>36,787</b>	<b>31,940</b>	<b>-</b>
811	PRIVATE ELEMENTARY EDUCATION	16	133,554	129,399	-	-	-
812	PRIVATE SECONDARY EDUCATION	50	383,898	322,226	5,289	5,130	-
813	PRIVATE TECHNICAL AND VOCATIONAL POST-SECONDARY NON-DEGREE EDUCATION	a/	a/	a/	a/	a/	a/
814	PRIVATE HIGHER EDUCATION	49	2,089,580	1,902,793	31,498	26,810	-
815	PRIVATE ADULT AND OTHER EDUCATION	10	78,621	78,518	-	-	-
	<b>REGION VIII - EASTERN VISAYAS</b>	<b>52</b>	<b>408,476</b>	<b>389,569</b>	<b>7,105</b>	<b>-</b>	<b>783</b>
811	PRIVATE ELEMENTARY EDUCATION	} 21	89,682	89,576	-	-	-
812	PRIVATE SECONDARY EDUCATION						
813	PRIVATE TECHNICAL AND VOCATIONAL POST-SECONDARY NON-DEGREE EDUCATION						
814	PRIVATE HIGHER EDUCATION	5	18,051	14,399	1,038	-	783
	<b>REGION IX - ZAMBOANGA PENINSULA</b>	<b>43</b>	<b>472,075</b>	<b>438,692</b>	<b>3,304</b>	<b>-</b>	<b>84</b>
811	PRIVATE ELEMENTARY EDUCATION	6	16,104	16,020	-	-	84
812	PRIVATE SECONDARY EDUCATION	11	54,274	48,243	3,304	-	-
813	PRIVATE TECHNICAL AND VOCATIONAL POST-SECONDARY NON-DEGREE EDUCATION	4	23,578	23,538	-	-	-
814	PRIVATE HIGHER EDUCATION	22	378,119	350,891	-	-	-
	<b>REGION X - NORTHERN MINDANAO</b>	<b>78</b>	<b>1,195,932</b>	<b>1,079,875</b>	<b>5,274</b>	<b>46,147</b>	<b>758</b>
811	PRIVATE ELEMENTARY EDUCATION	11	58,344	58,344	-	-	-
812	PRIVATE SECONDARY EDUCATION	26	132,205	124,924	4,475	-	-
813	PRIVATE TECHNICAL AND VOCATIONAL POST-SECONDARY NON-DEGREE EDUCATION	11	79,314	73,818	-	-	-
814	PRIVATE HIGHER EDUCATION	30	926,070	822,789	799	46,147	758
	<b>REGION XI - DAVAO</b>	<b>80</b>	<b>1,642,355</b>	<b>1,549,300</b>	<b>20,996</b>	<b>-</b>	<b>981</b>
811	PRIVATE ELEMENTARY EDUCATION	10	65,613	61,524	1,040	-	-
812	PRIVATE SECONDARY EDUCATION	22	160,226	157,971	-	-	-
813	PRIVATE TECHNICAL AND VOCATIONAL POST-SECONDARY NON-DEGREE						

TABLE 4.1 NUMBER OF ESTABLISHMENTS AND TYPE OF REVENUE FOR PRIVATE EDUCATION ESTABLISHMENTS WITH AVERAGE TOTAL EMPLOYMENT OF 20 OR MORE BY REGION AND BY INDUSTRY GROUP: 2001 - Continued

(Value in thousand pesos. Details may not add up to totals due to rounding.)

1994 PSIC CODE	REGION/ INDUSTRY DESCRIPTION	NUMBER OF ESTABLISHMENTS	TYPE OF REVENUE					
			TOTAL	VALUE OF MAIN ACTIVITY	VALUE OF GOODS FOR RESALE	VALUE OF INDUSTRIAL SERVICES DONE FOR OTHERS	VALUE OF NON-INDUSTRIAL SERVICES DONE FOR OTHERS	
			(1)	(2)	(3)	(4)	(5)	(6)
	EDUCATION	a/	a/	a/	a/	a/	a/	
814	PRIVATE HIGHER EDUCATION	40	1,374,253	1,289,424	18,617	-	780	
815	PRIVATE ADULT AND OTHER EDUCATION	8	42,263	40,382	1,339	-	200	
	<b>REGION XII - SOCCSKSARGEN</b>	<b>79</b>	<b>702,016</b>	<b>678,635</b>	<b>7,907</b>	<b>-</b>	<b>-</b>	
811	PRIVATE ELEMENTARY EDUCATION	9	32,087	32,082	-	-	-	
812	PRIVATE SECONDARY EDUCATION	26	128,219	128,205	-	-	-	
813	PRIVATE TECHNICAL AND VOCATIONAL POST-SECONDARY NON-DEGREE EDUCATION	13	59,522	59,522	-	-	-	
814	PRIVATE HIGHER EDUCATION	31	482,188	458,826	7,907	-	-	
	<b>REGION XIII - Caraga</b>	<b>37</b>	<b>323,473</b>	<b>308,111</b>	<b>317</b>	<b>-</b>	<b>-</b>	
811	PRIVATE ELEMENTARY EDUCATION	3	11,654	11,336	317	-	-	
812	PRIVATE SECONDARY EDUCATION	9	41,137	41,086	-	-	-	
813	PRIVATE TECHNICAL AND VOCATIONAL POST-SECONDARY NON-DEGREE EDUCATION	4	58,494	58,240	-	-	-	
814	PRIVATE HIGHER EDUCATION	21	212,188	197,449	-	-	-	
	<b>AUTONOMOUS REGION IN MUSLIM MINDANAO (ARMM)</b>	<b>21</b>	<b>110,315</b>	<b>94,026</b>	<b>1,394</b>	<b>-</b>	<b>9</b>	
811	PRIVATE ELEMENTARY EDUCATION	}	10	28,132	27,898	225	-	8
812	PRIVATE SECONDARY EDUCATION							
813	PRIVATE TECHNICAL AND VOCATIONAL POST-SECONDARY NON-DEGREE EDUCATION							
814	PRIVATE HIGHER EDUCATION	}	11	82,183	66,128	1,169	-	-

1994 PSIC CODE	REGION/ INDUSTRY DESCRIPTION	TYPE OF REVENUE				
		INCOME FROM RENTING AND LEASING	INTEREST INCOME	DIVIDEND INCOME	COMMISSIONS AND FEES EARNED	OTHER REVENUE
		(7)	(8)	(9)	(10)	(11)
	<b>PHILIPPINES</b>	<b>163,183</b>	<b>1,398,822</b>	<b>64,563</b>	<b>99,876</b>	<b>1,096,311</b>
	<b>NATIONAL CAPITAL REGION (NCR)</b>	<b>64,989</b>	<b>1,028,707</b>	<b>61,921</b>	<b>43,073</b>	<b>613,079</b>
811	PRIVATE ELEMENTARY EDUCATION	3,575	10,865	1,663	15,182	10,972
812	PRIVATE SECONDARY EDUCATION	1,127	414,861	2,683	349	122,293
813	PRIVATE TECHNICAL AND VOCATIONAL POST-SECONDARY NON-DEGREE EDUCATION	1,046	37,294	2	26,606	33,289
814	PRIVATE HIGHER EDUCATION	59,241	560,581	54,169	935	430,493
815	PRIVATE ADULT AND OTHER EDUCATION	-	5,105	3,404	-	16,033
	<b>CORDILLERA ADMINISTRATIVE REGION (CAR)</b>	<b>7,320</b>	<b>57,051</b>	<b>303</b>	<b>309</b>	<b>40,241</b>
811	PRIVATE ELEMENTARY EDUCATION	-	4,406	-	309	3,966

TABLE 4.1 NUMBER OF ESTABLISHMENTS AND TYPE OF REVENUE FOR PRIVATE EDUCATION ESTABLISHMENTS WITH AVERAGE TOTAL EMPLOYMENT OF 20 OR MORE BY REGION AND BY INDUSTRY GROUP: 2001 - Concluded

(Value in thousand pesos. Details may not add up to totals due to rounding.)

1994 PSIC CODE	REGION/ INDUSTRY DESCRIPTION	TYPE OF REVENUE				
		INCOME FROM RENTING AND LEASING	INTEREST INCOME	DIVIDEND INCOME	COMMISSIONS AND FEES EARNED	OTHER INCOME
		(7)	(8)	(9)	(10)	(11)
812	PRIVATE SECONDARY EDUCATION	-	948	-	-	635
813	PRIVATE TECHNICAL AND VOCATIONAL POST-SECONDARY NON-DEGREE EDUCATION	-	3	-	-	-
814	PRIVATE HIGHER EDUCATION	7,320	51,695	303	-	35,640
	<b>REGION I - ILOCOS</b>	<b>3,216</b>	<b>19,839</b>	<b>4</b>	<b>-</b>	<b>35,488</b>
811	PRIVATE ELEMENTARY EDUCATION	-	-	-	-	677
812	PRIVATE SECONDARY EDUCATION	-	963	-	-	5,790
813	PRIVATE TECHNICAL AND VOCATIONAL POST-SECONDARY NON-DEGREE EDUCATION	2,039	34	-	-	85
814	PRIVATE HIGHER EDUCATION	1,178	18,843	4	-	28,936
	<b>REGION II - CAGAYAN VALLEY</b>	<b>3,202</b>	<b>7,599</b>	<b>-</b>	<b>-</b>	<b>22,012</b>
811	PRIVATE ELEMENTARY EDUCATION	-	-	-	-	-
812	PRIVATE SECONDARY EDUCATION	2,321	153	-	-	1,181
813	PRIVATE TECHNICAL AND VOCATIONAL POST-SECONDARY NON-DEGREE EDUCATION	-	-	-	-	-
814	PRIVATE HIGHER EDUCATION	881	7,446	-	-	20,831
	<b>REGION III - CENTRAL LUZON</b>	<b>16,173</b>	<b>36,099</b>	<b>593</b>	<b>9,564</b>	<b>64,597</b>
811	PRIVATE ELEMENTARY EDUCATION	-	224	-	-	-
812	PRIVATE SECONDARY EDUCATION	-	9,885	-	9,564	46,099
813	PRIVATE TECHNICAL AND VOCATIONAL POST-SECONDARY NON-DEGREE EDUCATION	-	1,519	-	-	1,013
814	PRIVATE HIGHER EDUCATION	16,173	24,471	593	-	17,486
815	PRIVATE ADULT AND OTHER EDUCATION	-	-	-	-	-
	<b>REGION IV-A CALABARZON</b>	<b>16,221</b>	<b>31,570</b>	<b>115</b>	<b>11,284</b>	<b>107,691</b>
811	PRIVATE ELEMENTARY EDUCATION	-	14	1	-	5,652
812	PRIVATE SECONDARY EDUCATION	-	14,066	48	6,717	65,863
813	PRIVATE TECHNICAL AND VOCATIONAL POST-SECONDARY NON-DEGREE EDUCATION	-	-	-	-	520
814	PRIVATE HIGHER EDUCATION	16,221	17,490	67	4,567	35,656
	<b>REGION IV-B MIMAROPA</b>	<b>-</b>	<b>2,624</b>	<b>-</b>	<b>-</b>	<b>9,853</b>
811	PRIVATE ELEMENTARY EDUCATION	-	182	-	-	21
812	PRIVATE SECONDARY EDUCATION	-	335	-	-	5,320
813	PRIVATE TECHNICAL AND VOCATIONAL POST-SECONDARY NON-DEGREE EDUCATION	-	-	-	-	-
814	PRIVATE HIGHER EDUCATION	-	2,106	-	-	4,511
	<b>REGION V - BICOL</b>	<b>2,898</b>	<b>12,304</b>	<b>-</b>	<b>-</b>	<b>14,586</b>
811	PRIVATE ELEMENTARY EDUCATION	-	-	-	-	-
812	PRIVATE SECONDARY EDUCATION	-	2,129	-	-	1,437



TABLE 4.1 NUMBER OF ESTABLISHMENTS AND TYPE OF REVENUE FOR PRIVATE EDUCATION ESTABLISHMENTS WITH AVERAGE TOTAL EMPLOYMENT OF 20 OR MORE BY REGION AND BY INDUSTRY GROUP: 2001 - Concluded

(Value in thousand pesos. Details may not add up to totals due to rounding.)

1994 PSIC CODE	REGION/ INDUSTRY DESCRIPTION	TYPE OF REVENUE				
		INCOME FROM RENTING AND LEASING	INTEREST INCOME	DIVIDEND INCOME	COMMISSIONS AND FEES EARNED	OTHER INCOME
		(7)	(8)	(9)	(10)	(11)
813	PRIVATE TECHNICAL AND VOCATIONAL POST-SECONDARY NON-DEGREE EDUCATION	-	-	-	-	72
814	PRIVATE HIGHER EDUCATION	2,898	10,174	-	-	13,077
	<b>REGION VI - WESTERN VISAYAS</b>	<b>9,822</b>	<b>26,705</b>	<b>27</b>	<b>5,287</b>	<b>31,026</b>
811	PRIVATE ELEMENTARY EDUCATION	-	-	-	-	-
812	PRIVATE SECONDARY EDUCATION	88	2,875	-	1,560	4,058
813	PRIVATE TECHNICAL AND VOCATIONAL POST-SECONDARY NON-DEGREE EDUCATION	-	53	-	-	3,435
814	PRIVATE HIGHER EDUCATION	9,734	23,778	27	3,728	23,533
	<b>REGION VII - CENTRAL VISAYAS</b>	<b>14,203</b>	<b>90,917</b>	<b>451</b>	<b>15,376</b>	<b>63,043</b>
811	PRIVATE ELEMENTARY EDUCATION	-	421	242	221	3,270
812	PRIVATE SECONDARY EDUCATION	1,748	28,245	-	10,109	11,152
813	PRIVATE TECHNICAL AND VOCATIONAL POST-SECONDARY NON-DEGREE EDUCATION	<u>a/</u>	<u>a/</u>	<u>a/</u>	<u>a/</u>	<u>a/</u>
814	PRIVATE HIGHER EDUCATION	12,455	62,236	208	5,046	48,533
815	PRIVATE ADULT AND OTHER EDUCATION	-	15	-	-	88
	<b>REGION VIII - EASTERN VISAYAS</b>	<b>788</b>	<b>4,531</b>	<b>-</b>	<b>-</b>	<b>5,700</b>
811	PRIVATE ELEMENTARY EDUCATION					
812	PRIVATE SECONDARY EDUCATION	-	105	-	-	-
813	PRIVATE TECHNICAL AND VOCATIONAL POST-SECONDARY NON-DEGREE EDUCATION	-	17	-	-	1,814
814	PRIVATE HIGHER EDUCATION	788	4,409	-	-	3,886
	<b>REGION IX - ZAMBOANGA PENINSULA</b>	<b>810</b>	<b>8,759</b>	<b>-</b>	<b>-</b>	<b>20,426</b>
811	PRIVATE ELEMENTARY EDUCATION	-	-	-	-	-
812	PRIVATE SECONDARY EDUCATION	-	690	-	-	2,037
813	PRIVATE TECHNICAL AND VOCATIONAL POST-SECONDARY NON-DEGREE EDUCATION	-	6	-	-	34
814	PRIVATE HIGHER EDUCATION	810	8,064	-	-	18,354
	<b>REGION X - NORTHERN MINDANAO</b>	<b>14,039</b>	<b>10,661</b>	<b>-</b>	<b>14,754</b>	<b>24,424</b>
811	PRIVATE ELEMENTARY EDUCATION	-	-	-	-	-
812	PRIVATE SECONDARY EDUCATION	534	707	-	-	1,564
813	PRIVATE TECHNICAL AND VOCATIONAL POST-SECONDARY NON-DEGREE EDUCATION	-	400	-	5,095	-
814	PRIVATE HIGHER EDUCATION	13,505	9,554	-	9,659	22,861
	<b>REGION XI - DAVAO</b>	<b>3,930</b>	<b>44,545</b>	<b>979</b>	<b>218</b>	<b>21,405</b>
811	PRIVATE ELEMENTARY EDUCATION	-	1,794	-	-	1,256
812	PRIVATE SECONDARY EDUCATION	-	2,255	-	-	-
813	PRIVATE TECHNICAL AND VOCATIONAL POST-SECONDARY NON-DEGREE					

TABLE 4.1 NUMBER OF ESTABLISHMENTS AND TYPE OF REVENUE FOR PRIVATE EDUCATION ESTABLISHMENTS WITH AVERAGE TOTAL EMPLOYMENT OF 20 OR MORE BY REGION AND BY INDUSTRY GROUP: 2001 - Concluded

(Value in thousand pesos. Details may not add up to totals due to rounding.)

1994 PSIC CODE	REGION/ INDUSTRY DESCRIPTION	TYPE OF REVENUE				
		INCOME FROM RENTING AND LEASING	INTEREST INCOME	DIVIDEND INCOME	COMMISSIONS AND FEES EARNED	OTHER INCOME
		(7)	(8)	(9)	(10)	(11)
	EDUCATION	a/	a/	a/	a/	a/
814	PRIVATE HIGHER EDUCATION	3,870	40,453	979	218	19,911
815	PRIVATE ADULT AND OTHER EDUCATION	60	43	-	-	238
	<b>REGION XII - SOCCSKSARGEN</b>	<b>1,468</b>	<b>4,215</b>	<b>171</b>	<b>10</b>	<b>9,610</b>
811	PRIVATE ELEMENTARY EDUCATION	-	5	-	-	-
812	PRIVATE SECONDARY EDUCATION	-	14	-	-	-
813	PRIVATE TECHNICAL AND VOCATIONAL POST-SECONDARY NON-DEGREE EDUCATION	-	-	-	-	-
814	PRIVATE HIGHER EDUCATION	1,468	4,196	171	10	9,610
	<b>REGION XIII - Caraga</b>	<b>4,104</b>	<b>2,789</b>	<b>-</b>	<b>-</b>	<b>8,152</b>
811	PRIVATE ELEMENTARY EDUCATION	-	-	-	-	-
812	PRIVATE SECONDARY EDUCATION	-	-	-	-	51
813	PRIVATE TECHNICAL AND VOCATIONAL POST-SECONDARY NON-DEGREE EDUCATION	-	236	-	-	18
814	PRIVATE HIGHER EDUCATION	4,104	2,552	-	-	8,083
	<b>AUTONOMOUS REGION IN MUSLIM MINDANAO (ARMM)</b>	<b>-</b>	<b>9,908</b>	<b>-</b>	<b>-</b>	<b>4,979</b>
811	PRIVATE ELEMENTARY EDUCATION	}				
812	PRIVATE SECONDARY EDUCATION	}	-	-	-	-
813	PRIVATE TECHNICAL AND VOCATIONAL POST-SECONDARY NON-DEGREE EDUCATION	}				
814	PRIVATE HIGHER EDUCATION	}	-	9,908	-	4,979

a/ - data combined with PSIC 815

}- combined data

TABLE 5. NUMBER OF ESTABLISHMENTS AND TYPE OF COSTS FOR PRIVATE EDUCATION ESTABLISHMENTS WITH AVERAGE TOTAL EMPLOYMENT OF 20 OR MORE BY INDUSTRY GROUP: 2001

(Value in thousand pesos. Details may not add up to totals due to rounding.)

1994 PSIC CODE	INDUSTRY DESCRIPTION	NUMBER OF ESTABLISHMENTS	TYPE OF COSTS						
			TOTAL	MATERIALS AND SUPPLIES PURCHASED	GOODS PURCHASED FOR RESALE	REAL ESTATE PURCHASED FOR SALE	FUELS PURCHASED	ELECTRICITY PURCHASED	INDUSTRIAL SERVICES DONE BY OTHERS
			(2)	(3)	(4)	(5)	(6)	(7)	(8)
	<b>PHILIPPINES</b>	<b>2,060</b>	<b>15,983,698</b>	<b>2,702,230</b>	<b>284,532</b>	<b>-</b>	<b>276,767</b>	<b>1,682,730</b>	<b>960,820</b>
811	PRIVATE ELEMENTARY EDUCATION	342	1,180,687	262,338	23,988	-	25,058	105,568	84,864
812	PRIVATE SECONDARY EDUCATION	764	3,087,271	601,166	57,328	-	45,549	348,419	182,749
813	PRIVATE TECHNICAL AND VOCATIONAL POST-SECONDARY NON-DEGREE EDUCATION	218	1,209,118	242,902	38,065	-	53,528	117,806	20,803
814	PRIVATE HIGHER EDUCATION	714	10,389,710	1,531,801	164,261	-	151,747	1,104,141	669,885
815	PRIVATE ADULT AND OTHER EDUCATION	22	116,911	64,023	891	-	885	6,797	2,519

1994 PSIC CODE	INDUSTRY DESCRIPTION	TYPE OF COSTS							
		NON-INDUSTRIAL SERVICES DONE BY OTHERS	INTEREST EXPENSES	INDIRECT TAX	COMPUTER SOFTWARE EXPENSES	RESEARCH AND EXPERIMENTAL DEVELOPMENT	BAD AND DOUBTFUL DEBTS	DEPRECIATION	OTHER COSTS
		(9)	(10)	(11)	(12)	(13)	(14)	(15)	(16)
	<b>PHILIPPINES</b>	<b>3,218,764</b>	<b>853,144</b>	<b>222,664</b>	<b>233,253</b>	<b>324,625</b>	<b>285,631</b>	<b>3,830,106</b>	<b>1,082,428</b>
811	PRIVATE ELEMENTARY EDUCATION	215,002	117,765	17,836	9,544	12,639	6,391	252,850	46,843
812	PRIVATE SECONDARY EDUCATION	583,361	89,287	49,008	35,245	50,504	51,282	855,846	137,528
813	PRIVATE TECHNICAL AND VOCATIONAL POST-SECONDARY NON-DEGREE EDUCATION	345,751	80,470	35,591	9,070	7,524	26,583	170,109	60,917
814	PRIVATE HIGHER EDUCATION	2,049,133	565,554	119,853	179,170	253,383	201,375	2,542,719	830,688
815	PRIVATE ADULT AND OTHER EDUCATION	25,518	68	377	224	575	-	8,582	6,453

TABLE 5.1 NUMBER OF ESTABLISHMENTS AND TYPE OF COSTS FOR PRIVATE EDUCATION ESTABLISHMENTS WITH AVERAGE TOTAL EMPLOYMENT OF 20 OR MORE BY REGION AND BY INDUSTRY GROUP: 2001 - Continued

(Value in thousand pesos. Details may not add up to totals due to rounding.)

1994 PSIC CODE	REGION/ INDUSTRY DESCRIPTION	NUMBER OF ESTABLISHMENTS	TYPE OF COSTS						
			TOTAL	MATERIALS AND SUPPLIES PURCHASED	GOODS PURCHASED FOR RESALE	REAL ESTATE PURCHASED FOR SALE	FUELS PURCHASED	ELECTRICITY PURCHASED	INDUSTRIAL SERVICES DONE BY OTHERS
			(2)	(3)	(4)	(5)	(6)	(7)	(8)
	<b>PHILIPPINES</b>	<b>2,060</b>	<b>15,983,698</b>	<b>2,702,230</b>	<b>284,532</b>	<b>-</b>	<b>276,767</b>	<b>1,682,730</b>	<b>960,820</b>
	<b>NATIONAL CAPITAL REGION (NCR)</b>	<b>528</b>	<b>8,424,780</b>	<b>1,148,627</b>	<b>91,545</b>	<b>-</b>	<b>131,679</b>	<b>987,318</b>	<b>508,774</b>
811	PRIVATE ELEMENTARY EDUCATION	103	685,169	96,786	11,511	-	10,982	66,902	23,430
812	PRIVATE SECONDARY EDUCATION	183	1,579,298	236,622	16,529	-	19,899	234,590	108,170
813	PRIVATE TECHNICAL AND VOCATIONAL POST-SECONDARY NON-DEGREE EDUCATION	76	795,044	91,123	35,247	-	46,170	82,147	10,601
814	PRIVATE HIGHER EDUCATION	149	5,263,987	666,233	27,899	-	54,021	598,078	364,053
815	PRIVATE ADULT AND OTHER EDUCATION	17	101,282	57,864	359	-	607	5,601	2,519
	<b>CORDILLERA ADMINISTRATIVE REGION (CAR)</b>	<b>38</b>	<b>358,245</b>	<b>80,622</b>	<b>262</b>	<b>-</b>	<b>10,137</b>	<b>21,229</b>	<b>30,187</b>
811	PRIVATE ELEMENTARY EDUCATION	7	19,198	4,309	-	-	1,225	541	-
812	PRIVATE SECONDARY EDUCATION	14	30,477	25,784	-	-	35	796	176
813	PRIVATE TECHNICAL AND VOCATIONAL POST-SECONDARY NON-DEGREE EDUCATION	3	7,591	475	-	-	84	338	253
814	PRIVATE HIGHER EDUCATION	14	300,978	50,054	262	-	8,793	19,553	29,757
	<b>REGION I - ILOCOS</b>	<b>112</b>	<b>380,036</b>	<b>94,051</b>	<b>43,112</b>	<b>-</b>	<b>6,072</b>	<b>23,696</b>	<b>9,906</b>
811	PRIVATE ELEMENTARY EDUCATION	19	23,048	3,444	5,811	-	861	444	2,062
812	PRIVATE SECONDARY EDUCATION	41	69,310	13,189	26,166	-	-	3,062	2,760
813	PRIVATE TECHNICAL AND VOCATIONAL POST-SECONDARY NON-DEGREE								

TABLE 5.1 NUMBER OF ESTABLISHMENTS AND TYPE OF COSTS FOR PRIVATE EDUCATION ESTABLISHMENTS WITH AVERAGE TOTAL EMPLOYMENT OF 20 OR MORE BY REGION AND BY INDUSTRY GROUP: 2001 - Continued

(Value in thousand pesos. Details may not add up to totals due to rounding.)

1994 PSIC CODE	REGION/ INDUSTRY DESCRIPTION	NUMBER OF ESTABLISHMENTS	TYPE OF COSTS						
			TOTAL	MATERIALS AND SUPPLIES PURCHASED	GOODS PURCHASED FOR RESALE	REAL ESTATE PURCHASED FOR SALE	FUELS PURCHASED	ELECTRICITY PURCHASED	INDUSTRIAL SERVICES DONE BY OTHERS
			(1)	(2)	(3)	(4)	(5)	(6)	(7)
	EDUCATION	7	7,030	767	-	-	158	1,798	208
814	PRIVATE HIGHER EDUCATION	45	280,648	76,651	11,135	-	5,054	18,392	4,877
	<b>REGION II - CAGAYAN VALLEY</b>	<b>60</b>	<b>247,769</b>	<b>47,416</b>	<b>46,426</b>	<b>-</b>	<b>3,911</b>	<b>18,179</b>	<b>396</b>
811	PRIVATE ELEMENTARY EDUCATION	7	13,552	1,920	-	-	233	1,240	14
812	PRIVATE SECONDARY EDUCATION	23	33,614	14,729	763	-	124	805	-
813	PRIVATE TECHNICAL AND VOCATIONAL POST-SECONDARY NON-DEGREE EDUCATION	7	11,377	2,469	-	-	490	896	-
814	PRIVATE HIGHER EDUCATION	23	189,226	28,298	45,664	-	3,064	15,238	382
	<b>REGION III - CENTRAL LUZON</b>	<b>245</b>	<b>859,964</b>	<b>149,915</b>	<b>4,284</b>	<b>-</b>	<b>14,586</b>	<b>103,916</b>	<b>27,050</b>
811	PRIVATE ELEMENTARY EDUCATION	44	46,289	6,764	-	-	2,407	5,880	5,557
812	PRIVATE SECONDARY EDUCATION	112	279,869	40,353	-	-	3,876	30,753	1,575
813	PRIVATE TECHNICAL AND VOCATIONAL POST-SECONDARY NON-DEGREE EDUCATION	29	92,776	39,522	-	-	2,241	8,205	-
814	PRIVATE HIGHER EDUCATION	57	428,424	57,291	4,284	-	6,002	58,456	19,918
815	PRIVATE ADULT AND OTHER EDUCATION	3	12,606	5,985	-	-	61	622	-
	<b>REGION IV-A CALABARZON</b>	<b>298</b>	<b>1,572,159</b>	<b>349,026</b>	<b>18,028</b>	<b>-</b>	<b>26,050</b>	<b>171,911</b>	<b>107,279</b>
811	PRIVATE ELEMENTARY EDUCATION	82	222,933	92,975	5,250	-	4,887	16,670	45,772
812	PRIVATE SECONDARY EDUCATION	126	636,291	168,985	-	-	10,723	46,484	28,431
813	PRIVATE TECHNICAL AND VOCATIONAL POST-SECONDARY NON-DEGREE EDUCATION	17	67,496	15,966	-	-	1,100	3,188	-
814	PRIVATE HIGHER EDUCATION	73	645,439	71,100	12,778	-	9,340	105,569	33,076
	<b>REGION IV-B MIMAROPA</b>	<b>35</b>	<b>110,669</b>	<b>24,051</b>	<b>944</b>	<b>-</b>	<b>2,506</b>	<b>6,243</b>	<b>3,650</b>
811	PRIVATE ELEMENTARY EDUCATION	2	2,019	476	-	-	87	222	289
812	PRIVATE SECONDARY EDUCATION	12	22,228	2,297	-	-	60	1,203	-
813	PRIVATE TECHNICAL AND VOCATIONAL POST-SECONDARY NON-DEGREE EDUCATION	21	86,422	21,278	944	-	2,359	4,818	3,361
814	PRIVATE HIGHER EDUCATION	21	86,422	21,278	944	-	2,359	4,818	3,361
	<b>REGION V - BICOL</b>	<b>93</b>	<b>301,401</b>	<b>57,160</b>	<b>-</b>	<b>-</b>	<b>12,825</b>	<b>31,975</b>	<b>39,127</b>
811	PRIVATE ELEMENTARY EDUCATION	8	8,915	2,607	-	-	420	798	118
812	PRIVATE SECONDARY EDUCATION	28	28,925	7,065	-	-	452	1,451	11,057
813	PRIVATE TECHNICAL AND VOCATIONAL POST-SECONDARY NON-DEGREE EDUCATION	9	17,802	12,698	-	-	78	223	784
814	PRIVATE HIGHER EDUCATION	48	245,760	34,790	-	-	11,875	29,502	27,168
	<b>REGION VI - WESTERN VISAYAS</b>	<b>136</b>	<b>754,394</b>	<b>124,616</b>	<b>14,036</b>	<b>-</b>	<b>9,693</b>	<b>72,161</b>	<b>40,985</b>
811	PRIVATE ELEMENTARY EDUCATION	12	37,600	6,251	-	-	1,451	3,239	-
812	PRIVATE SECONDARY EDUCATION	53	70,949	15,546	4,351	-	2,211	3,225	11,230
813	PRIVATE TECHNICAL AND VOCATIONAL POST-SECONDARY NON-DEGREE EDUCATION	15	43,825	14,067	1,961	-	1,162	5,569	5,758
814	PRIVATE HIGHER EDUCATION	56	602,019	88,752	7,724	-	4,868	60,128	23,997
	<b>REGION VII - CENTRAL VISAYAS</b>	<b>125</b>	<b>1,118,667</b>	<b>211,435</b>	<b>29,788</b>	<b>-</b>	<b>20,714</b>	<b>113,087</b>	<b>85,814</b>
811	PRIVATE ELEMENTARY EDUCATION	16	47,699	21,917	-	-	1,037	3,917	-
812	PRIVATE SECONDARY EDUCATION	50	126,174	12,413	3,444	-	1,351	12,331	6,568
813	PRIVATE TECHNICAL AND VOCATIONAL POST-SECONDARY NON-DEGREE EDUCATION	a/	a/	a/	a/	a/	a/	a/	a/
814	PRIVATE HIGHER EDUCATION	49	901,354	163,159	26,344	-	17,557	88,877	78,844
815	PRIVATE ADULT AND OTHER EDUCATION	10	43,439	13,946	-	-	769	7,961	401

TABLE 5.1 NUMBER OF ESTABLISHMENTS AND TYPE OF COSTS FOR PRIVATE EDUCATION ESTABLISHMENTS WITH AVERAGE TOTAL EMPLOYMENT OF 20 OR MORE BY REGION AND BY INDUSTRY GROUP: 2001 - Continued

(Value in thousand pesos. Details may not add up to totals due to rounding.)

1994 PSIC CODE	REGION/ INDUSTRY DESCRIPTION	NUMBER OF ESTABLISHMENTS	TYPE OF COSTS						
			TOTAL	MATERIALS AND SUPPLIES PURCHASED	GOODS PURCHASED FOR RESALE	REAL ESTATE PURCHASED FOR SALE	FUELS PURCHASED	ELECTRICITY PURCHASED	INDUSTRIAL SERVICES DONE BY OTHERS
			(1)	(2)	(3)	(4)	(5)	(6)	(7)
	<b>REGION VIII - EASTERN VISAYAS</b>	<b>52</b>	<b>136,579</b>	<b>47,822</b>	<b>5,614</b>	<b>-</b>	<b>4,997</b>	<b>7,441</b>	<b>7,538</b>
811	PRIVATE ELEMENTARY EDUCATION }								
812	PRIVATE SECONDARY EDUCATION }	21	28,001	14,000	-	-	116	44	2,809
813	PRIVATE TECHNICAL AND VOCATIONAL POST-SECONDARY NON-DEGREE EDUCATION	5	4,229	997	337	-	-	641	209
814	PRIVATE HIGHER EDUCATION	26	104,349	32,825	5,277	-	4,882	6,756	4,520
	<b>REGION IX - ZAMBOANGA PENINSULA</b>	<b>43</b>	<b>147,463</b>	<b>30,443</b>	<b>2,713</b>	<b>-</b>	<b>3,462</b>	<b>13,483</b>	<b>2,046</b>
811	PRIVATE ELEMENTARY EDUCATION	6	3,746	1,896	-	-	97	659	-
812	PRIVATE SECONDARY EDUCATION	11	12,803	5,074	2,713	-	61	1,222	453
813	PRIVATE TECHNICAL AND VOCATIONAL POST-SECONDARY NON-DEGREE EDUCATION	4	7,945	2,654	-	-	100	342	1,343
814	PRIVATE HIGHER EDUCATION	22	122,969	20,818	-	-	3,205	11,260	250
	<b>REGION X - NORTHERN MINDANAO</b>	<b>78</b>	<b>508,420</b>	<b>115,425</b>	<b>3,944</b>	<b>-</b>	<b>16,839</b>	<b>28,284</b>	<b>14,371</b>
811	PRIVATE ELEMENTARY EDUCATION	11	21,347	2,910	-	-	261	2,785	-
812	PRIVATE SECONDARY EDUCATION	26	57,639	18,268	3,240	-	3,965	3,510	2,503
813	PRIVATE TECHNICAL AND VOCATIONAL POST-SECONDARY NON-DEGREE EDUCATION	11	32,126	21,553	-	-	107	712	500
814	PRIVATE HIGHER EDUCATION	30	397,308	72,694	704	-	12,506	21,277	11,368
	<b>REGION XI - DAVAO</b>	<b>80</b>	<b>690,708</b>	<b>129,036</b>	<b>16,632</b>	<b>-</b>	<b>7,172</b>	<b>56,048</b>	<b>77,057</b>
811	PRIVATE ELEMENTARY EDUCATION	10	22,267	2,277	800	-	363	1,393	6,843
812	PRIVATE SECONDARY EDUCATION	22	70,198	7,168	-	-	2,320	5,942	6,814
813	PRIVATE TECHNICAL AND VOCATIONAL POST-SECONDARY NON-DEGREE EDUCATION	<i>a/</i>	<i>a/</i>	<i>a/</i>	<i>a/</i>	<i>a/</i>	<i>a/</i>	<i>a/</i>	<i>a/</i>
814	PRIVATE HIGHER EDUCATION	40	579,031	117,087	14,780	-	3,938	46,206	63,400
815	PRIVATE ADULT AND OTHER EDUCATION	8	19,212	2,503	1,052	-	551	2,507	-
	<b>REGION XII - SOCCSKSARGEN</b>	<b>79</b>	<b>214,926</b>	<b>56,669</b>	<b>6,466</b>	<b>-</b>	<b>2,356</b>	<b>15,222</b>	<b>957</b>
811	PRIVATE ELEMENTARY EDUCATION	9	12,553	10,456	-	-	183	572	-
812	PRIVATE SECONDARY EDUCATION	26	30,598	17,664	-	-	-	895	-
813	PRIVATE TECHNICAL AND VOCATIONAL POST-SECONDARY NON-DEGREE EDUCATION	13	21,613	16,632	-	-	226	251	210
814	PRIVATE HIGHER EDUCATION	31	150,162	11,916	6,466	-	1,947	13,504	746
	<b>REGION XIII - Caraga</b>	<b>37</b>	<b>143,250</b>	<b>29,787</b>	<b>616</b>	<b>-</b>	<b>2,462</b>	<b>10,629</b>	<b>5,684</b>
811	PRIVATE ELEMENTARY EDUCATION	3	5,568	1,635	616	-	469	147	287
812	PRIVATE SECONDARY EDUCATION	9	12,765	3,242	-	-	383	1,690	695
813	PRIVATE TECHNICAL AND VOCATIONAL POST-SECONDARY NON-DEGREE EDUCATION	4	36,568	6,044	-	-	498	3,308	536
814	PRIVATE HIGHER EDUCATION	21	88,348	18,867	-	-	1,112	5,485	4,166
	<b>AUTONOMOUS REGION IN MUSLIM MINDANAO (ARMM)</b>	<b>21</b>	<b>14,269</b>	<b>6,129</b>	<b>122</b>	<b>-</b>	<b>1,307</b>	<b>1,907</b>	<b>-</b>
811	PRIVATE ELEMENTARY EDUCATION }								
812	PRIVATE SECONDARY EDUCATION }	10	6,916	4,482	122	-	72	574	-
813	PRIVATE TECHNICAL AND VOCATIONAL POST-SECONDARY NON-DEGREE EDUCATION }								
814	PRIVATE HIGHER EDUCATION }	11	7,354	1,647	-	-	1,235	1,333	-

TABLE 5.1 NUMBER OF ESTABLISHMENTS AND TYPE OF COSTS FOR PRIVATE EDUCATION ESTABLISHMENTS WITH AVERAGE TOTAL EMPLOYMENT OF 20 OR MORE BY REGION AND BY INDUSTRY GROUP: 2001 - Concluded

(Value in thousand pesos. Details may not add up to totals due to rounding.)

1994 PSIC CODE	REGION/ INDUSTRY DESCRIPTION	TYPE OF COSTS							
		NON- INDUSTRIAL SERVICES DONE BY OTHERS	INTEREST EXPENSES	INDIRECT TAX	COMPUTER SOFTWARE EXPENSES	RESEARCH AND EXPERI- MENTAL DEVE- LOPMENT	BAD AND DOUBTFUL DEBTS	DEPRE- CIATION	OTHER COSTS
		(9)	(10)	(11)	(12)	(13)	(14)	(15)	(16)
	<b>PHILIPPINES</b>	<b>3,218,764</b>	<b>853,144</b>	<b>222,664</b>	<b>233,253</b>	<b>324,625</b>	<b>285,631</b>	<b>3,830,106</b>	<b>1,082,428</b>
	<b>NATIONAL CAPITAL REGION (NCR)</b>	<b>1,940,460</b>	<b>458,951</b>	<b>126,436</b>	<b>98,318</b>	<b>189,316</b>	<b>131,886</b>	<b>1,838,681</b>	<b>746,790</b>
811	PRIVATE ELEMENTARY EDUCATION	151,352	81,568	12,903	7,806	9,643	5,101	171,255	35,933
812	PRIVATE SECONDARY EDUCATION	325,203	54,476	12,901	13,605	41,550	37,465	410,683	67,604
813	PRIVATE TECHNICAL AND VOCATIONAL POST-SECONDARY NON-DEGREE EDUCATION	263,588	62,352	29,763	4,456	521	16,697	106,484	45,896
814	PRIVATE HIGHER EDUCATION	1,178,615	260,487	70,617	72,452	137,602	72,624	1,143,681	591,624
815	PRIVATE ADULT AND OTHER EDUCATION	21,702	68	252	-	-	-	6,578	5,733
	<b>CORDILLERA ADMINISTRATIVE REGION (CAR)</b>	<b>86,018</b>	<b>9,417</b>	<b>2,769</b>	<b>3,439</b>	<b>2,642</b>	<b>13,559</b>	<b>81,474</b>	<b>16,490</b>
811	PRIVATE ELEMENTARY EDUCATION	6,515	-	521	-	-	21	4,308	1,758
812	PRIVATE SECONDARY EDUCATION	816	-	132	70	176	137	2,311	43
813	PRIVATE TECHNICAL AND VOCATIONAL POST-SECONDARY NON-DEGREE EDUCATION	2,500	328	270	726	57	1,377	738	445
814	PRIVATE HIGHER EDUCATION	76,186	9,089	1,845	2,644	2,408	12,024	74,117	14,243
	<b>REGION I - ILOCOS</b>	<b>60,708</b>	<b>12,848</b>	<b>4,330</b>	<b>11,941</b>	<b>6,833</b>	<b>6,432</b>	<b>73,108</b>	<b>27,000</b>
811	PRIVATE ELEMENTARY EDUCATION	5,516	-	120	153	316	-	3,345	976
812	PRIVATE SECONDARY EDUCATION	5,945	-	-	23	872	43	8,401	8,850
813	PRIVATE TECHNICAL AND VOCATIONAL POST-SECONDARY NON-DEGREE EDUCATION	1,564	474	66	-	-	-	1,212	784
814	PRIVATE HIGHER EDUCATION	47,682	12,375	4,144	11,765	5,645	6,389	60,149	16,390
	<b>REGION II - CAGAYAN VALLEY</b>	<b>13,109</b>	<b>9,119</b>	<b>1,856</b>	<b>6,403</b>	<b>4,110</b>	<b>1,792</b>	<b>67,400</b>	<b>27,652</b>
811	PRIVATE ELEMENTARY EDUCATION	738	924	15	314	70	193	6,752	1,140
812	PRIVATE SECONDARY EDUCATION	1,975	-	209	2,942	-	880	10,125	1,063
813	PRIVATE TECHNICAL AND VOCATIONAL POST-SECONDARY NON-DEGREE EDUCATION	167	3,603	212	123	-	-	3,306	112
814	PRIVATE HIGHER EDUCATION	10,229	4,592	1,420	3,025	4,040	719	47,218	25,337
	<b>REGION III - CENTRAL LUZON</b>	<b>211,582</b>	<b>38,974</b>	<b>15,679</b>	<b>10,785</b>	<b>1,658</b>	<b>6,256</b>	<b>243,530</b>	<b>31,749</b>
811	PRIVATE ELEMENTARY EDUCATION	6,184	12,030	1,590	-	-	-	5,877	-
812	PRIVATE SECONDARY EDUCATION	75,585	8,247	3,924	638	321	642	108,928	5,028
813	PRIVATE TECHNICAL AND VOCATIONAL POST-SECONDARY NON-DEGREE EDUCATION	23,161	888	2,357	687	-	-	13,562	2,155
814	PRIVATE HIGHER EDUCATION	103,091	17,809	7,701	9,235	763	5,614	114,413	23,846
815	PRIVATE ADULT AND OTHER EDUCATION	3,562	-	107	224	575	-	750	720
	<b>REGION IV-A CALABARZON</b>	<b>163,668</b>	<b>90,770</b>	<b>39,624</b>	<b>13,469</b>	<b>23,016</b>	<b>18,326</b>	<b>461,985</b>	<b>89,008</b>
811	PRIVATE ELEMENTARY EDUCATION	19,820	8,708	1,418	470	723	464	23,800	1,976
812	PRIVATE SECONDARY EDUCATION	74,801	16,546	28,050	2,212	5,443	7,056	207,735	39,824
813	PRIVATE TECHNICAL AND VOCATIONAL POST-SECONDARY NON-DEGREE EDUCATION	16,434	9,185	1,818	30	1,115	-	12,245	6,415
814	PRIVATE HIGHER EDUCATION	52,613	56,331	8,338	10,756	15,735	10,806	218,204	40,793
	<b>REGION IV-B MIMAROPA</b>	<b>24,572</b>	<b>3,122</b>	<b>269</b>	<b>2,289</b>	<b>2,117</b>	<b>4,457</b>	<b>29,684</b>	<b>6,766</b>
811	PRIVATE ELEMENTARY EDUCATION	209	-	11	60	110	21	392	141
812	PRIVATE SECONDARY EDUCATION	15,196	-	75	-	-	-	3,397	-
813	PRIVATE TECHNICAL AND VOCATIONAL POST-SECONDARY NON-DEGREE EDUCATION								
814	PRIVATE HIGHER EDUCATION	9,167	3,122	182	2,229	2,007	4,436	25,895	6,624

TABLE 5.1 NUMBER OF ESTABLISHMENTS AND TYPE OF COSTS FOR PRIVATE EDUCATION ESTABLISHMENTS WITH AVERAGE TOTAL EMPLOYMENT OF 20 OR MORE BY REGION AND BY INDUSTRY GROUP: 2001 - Concluded

(Value in thousand pesos. Details may not add up to totals due to rounding.)

1994 PSIC CODE	REGION/ INDUSTRY DESCRIPTION	TYPE OF COSTS							
		NON- INDUSTRIAL SERVICES DONE BY OTHERS	INTEREST EXPENSES	INDIRECT TAX	COMPUTER SOFTWARE EXPENSES	RESEARCH AND EXPERI- MENTAL DEVE- LOPMENT	BAD AND DOUBTFUL DEBTS	DEPRE- CIATION	OTHER COSTS
		(9)	(10)	(11)	(12)	(13)	(14)	(15)	(16)
	<b>REGION V - BICOL</b>	<b>21,521</b>	<b>23,501</b>	<b>2,762</b>	<b>2,152</b>	<b>10,132</b>	<b>4,254</b>	<b>78,173</b>	<b>17,819</b>
811	PRIVATE ELEMENTARY EDUCATION	562	2,341	48	-	8	-	1,985	28
812	PRIVATE SECONDARY EDUCATION	716	-	166	-	-	165	6,673	1,181
813	PRIVATE TECHNICAL AND VOCATIONAL POST-SECONDARY NON-DEGREE EDUCATION	871	-	23	-	-	561	2,477	86
814	PRIVATE HIGHER EDUCATION	19,372	21,161	2,526	2,152	10,124	3,528	67,039	16,524
	<b>REGION VI - WESTERN VISAYAS</b>	<b>203,483</b>	<b>51,446</b>	<b>3,177</b>	<b>11,562</b>	<b>10,120</b>	<b>21,707</b>	<b>179,246</b>	<b>12,162</b>
811	PRIVATE ELEMENTARY EDUCATION	1,372	7,563	200	180	-	-	17,345	-
812	PRIVATE SECONDARY EDUCATION	20,261	120	79	1,532	-	57	10,047	2,290
813	PRIVATE TECHNICAL AND VOCATIONAL POST-SECONDARY NON-DEGREE EDUCATION	8,687	-	309	-	3,331	-	1,382	1,599
814	PRIVATE HIGHER EDUCATION	173,163	43,763	2,590	9,850	6,789	21,649	150,473	8,274
	<b>REGION VII - CENTRAL VISAYAS</b>	<b>222,046</b>	<b>26,140</b>	<b>8,009</b>	<b>16,418</b>	<b>25,168</b>	<b>16,295</b>	<b>311,502</b>	<b>32,250</b>
811	PRIVATE ELEMENTARY EDUCATION	15,109	5	312	83	1,154	134	1,945	2,087
812	PRIVATE SECONDARY EDUCATION	32,356	3,033	1,457	313	65	24	47,107	5,712
813	PRIVATE TECHNICAL AND VOCATIONAL POST-SECONDARY NON-DEGREE EDUCATION	a/	a/	a/	a/	a/	a/	a/	a/
814	PRIVATE HIGHER EDUCATION	171,595	22,960	6,164	15,183	23,592	8,936	254,016	24,127
815	PRIVATE ADULT AND OTHER EDUCATION	2,986	142	76	840	356	7,200	8,435	325
	<b>REGION VIII - EASTERN VISAYAS</b>	<b>21,907</b>	<b>5,457</b>	<b>281</b>	<b>1,951</b>	<b>1,162</b>	<b>2,247</b>	<b>24,626</b>	<b>5,537</b>
811	PRIVATE ELEMENTARY EDUCATION	2,572	-	156	1,187	-	238	5,838	1,043
812	PRIVATE SECONDARY EDUCATION								
813	PRIVATE TECHNICAL AND VOCATIONAL POST-SECONDARY NON-DEGREE EDUCATION	940	-	33	-	497	-	417	158
814	PRIVATE HIGHER EDUCATION	18,395	5,457	92	764	665	2,009	18,370	4,336
	<b>REGION IX - ZAMBOANGA PENINSULA</b>	<b>18,000</b>	<b>4,985</b>	<b>2,238</b>	<b>5,719</b>	<b>1,105</b>	<b>3,159</b>	<b>56,418</b>	<b>3,692</b>
811	PRIVATE ELEMENTARY EDUCATION	497	-	57	53	-	-	423	64
812	PRIVATE SECONDARY EDUCATION	180	-	418	302	-	750	1,104	526
813	PRIVATE TECHNICAL AND VOCATIONAL POST-SECONDARY NON-DEGREE EDUCATION	2,520	55	27	152	7	-	140	604
814	PRIVATE HIGHER EDUCATION	14,803	4,930	1,737	5,212	1,097	2,409	54,751	2,498
	<b>REGION X - NORTHERN MINDANAO</b>	<b>67,156</b>	<b>42,770</b>	<b>8,506</b>	<b>8,281</b>	<b>14,814</b>	<b>36,837</b>	<b>126,094</b>	<b>25,098</b>
811	PRIVATE ELEMENTARY EDUCATION	2,076	178	25	-	-	106	10,691	2,314
812	PRIVATE SECONDARY EDUCATION	13,216	3,143	304	-	219	-	6,314	2,957
813	PRIVATE TECHNICAL AND VOCATIONAL POST-SECONDARY NON-DEGREE EDUCATION	3,504	2,500	23	692	125	80	1,987	343
814	PRIVATE HIGHER EDUCATION	48,360	36,949	8,155	7,589	14,470	36,651	107,102	19,484
	<b>REGION XI - DAVAO</b>	<b>91,320</b>	<b>57,870</b>	<b>3,214</b>	<b>28,209</b>	<b>13,112</b>	<b>9,555</b>	<b>173,438</b>	<b>28,047</b>
811	PRIVATE ELEMENTARY EDUCATION	2,090	4,448	302	132	450	145	3,024	-
812	PRIVATE SECONDARY EDUCATION	8,572	3,632	723	10,151	995	1,018	21,914	950
813	PRIVATE TECHNICAL AND VOCATIONAL POST-SECONDARY NON-DEGREE EDUCATION	b/	b/	b/	b/	b/	b/	b/	b/
814	PRIVATE HIGHER EDUCATION	72,981	49,635	2,041	16,679	11,666	8,393	145,918	26,305
815	PRIVATE ADULT AND OTHER EDUCATION	7,676	155	147	1,248	-	-	2,582	792
	<b>REGION XII - SOCCSKSARGEN</b>	<b>37,179</b>	<b>12,622</b>	<b>1,348</b>	<b>11,080</b>	<b>6,436</b>	<b>6,429</b>	<b>50,641</b>	<b>7,522</b>

TABLE 5.1 NUMBER OF ESTABLISHMENTS AND TYPE OF COSTS FOR PRIVATE EDUCATION ESTABLISHMENTS WITH AVERAGE TOTAL EMPLOYMENT OF 20 OR MORE BY REGION AND BY INDUSTRY GROUP: 2001 - Concluded

(Value in thousand pesos. Details may not add up to totals due to rounding.)

1994 PSIC CODE	REGION/ INDUSTRY DESCRIPTION	TYPE OF COSTS							
		NON- INDUSTRIAL SERVICES DONE BY OTHERS	INTEREST EXPENSES	INDIRECT TAX	COMPUTER SOFTWARE EXPENSES	RESEARCH AND EXPERI- MENTAL DEVE- LOPMENT	BAD AND DOUBTFUL DEBTS	DEPRE- CIATION	OTHER COSTS
		(9)	(10)	(11)	(12)	(13)	(14)	(15)	(16)
811	PRIVATE ELEMENTARY EDUCATION	818	1	15	-	-	158	350	-
812	PRIVATE SECONDARY EDUCATION	4,913	73	22	1,958	341	1,820	2,893	19
813	PRIVATE TECHNICAL AND VOCATIONAL POST-SECONDARY NON-DEGREE EDUCATION	1,418	166	266	-	-	85	2,230	130
814	PRIVATE HIGHER EDUCATION	30,030	12,382	1,045	9,122	6,094	4,367	45,169	7,373
	<b>REGION XIII - Caraga</b>	<b>35,241</b>	<b>4,840</b>	<b>1,178</b>	<b>647</b>	<b>12,850</b>	<b>2,398</b>	<b>32,245</b>	<b>4,672</b>
811	PRIVATE ELEMENTARY EDUCATION	1,471	-	211	26	165	48	278	214
812	PRIVATE SECONDARY EDUCATION	1,368	16	269	200	521	988	2,919	474
813	PRIVATE TECHNICAL AND VOCATIONAL POST-SECONDARY NON-DEGREE EDUCATION	9,371	624	197	107	1,030	541	13,682	629
814	PRIVATE HIGHER EDUCATION	23,031	4,200	500	314	11,133	821	15,366	3,355
	<b>AUTONOMOUS REGION IN MUSLIM MINDANAO (ARMM)</b>	<b>797</b>	<b>311</b>	<b>988</b>	<b>590</b>	<b>36</b>	<b>42</b>	<b>1,862</b>	<b>176</b>
811	PRIVATE ELEMENTARY EDUCATION	359	-	210	381	-	-	540	176
812	PRIVATE SECONDARY EDUCATION								
813	PRIVATE TECHNICAL AND VOCATIONAL POST-SECONDARY NON-DEGREE EDUCATION								
814	PRIVATE HIGHER EDUCATION	438	311	778	210	36	42	1,323	-

a/ - data combined with PSIC 815

} - combined data



TABLE 6. NUMBER OF ESTABLISHMENTS, GROSS ADDITIONS TO FIXED ASSETS, CAPITAL EXPENDITURES AND SALE OF FIXED ASSETS FOR PRIVATE EDUCATION ESTABLISHMENTS WITH AVERAGE TOTAL EMPLOYMENT OF 20 OR MORE BY INDUSTRY GROUP: 2001

(Value in thousand pesos. Details may not add up to totals due to rounding.)

1994 PSIC CODE	INDUSTRY DESCRIPTION	NUMBER OF ESTABLISHMENTS (1)	GROSS ADDITIONS TO FIXED ASSETS (2)	CAPITAL EXPENDITURES		SALE OF FIXED ASSETS (5)
				TOTAL (3)	PRODUCED ON OWN ACCOUNT (4)	
	<b>PHILIPPINES</b>	<b>2,060</b>	<b>7,505,518</b>	<b>7,515,722</b>	<b>341,134</b>	<b>10,204</b>
811	PRIVATE ELEMENTARY EDUCATION	342	483,923	486,427	9,132	2,504
812	PRIVATE SECONDARY EDUCATION	764	1,104,282	1,105,323	92,214	1,042
813	PRIVATE TECHNICAL AND VOCATIONAL POST-SECONDARY NON-DEGREE EDUCATION	218	393,582	394,307	47,060	725
814	PRIVATE HIGHER EDUCATION	714	5,519,325	5,525,259	192,729	5,934
815	PRIVATE ADULT AND OTHER EDUCATION	22	4,406	4,406	-	-

TABLE 6.1 NUMBER OF ESTABLISHMENTS, GROSS ADDITIONS TO FIXED ASSETS, CAPITAL EXPENDITURES AND SALE OF FIXED ASSETS FOR PRIVATE EDUCATION ESTABLISHMENTS WITH AVERAGE TOTAL EMPLOYMENT OF 20 OR MORE BY REGION AND BY INDUSTRY GROUP: 2001 - Concluded

(Value in thousand pesos. Details may not add up to totals due to rounding.)

1994 PSIC CODE	REGION/ INDUSTRY DESCRIPTION	NUMBER OF ESTABLISHMENTS (1)	GROSS ADDITIONS TO FIXED ASSETS (2)	CAPITAL EXPENDITURES		SALE OF FIXED ASSETS (5)
				TOTAL (3)	PRODUCED ON OWN ACCOUNT (4)	
	<b>PHILIPPINES</b>	<b>2,060</b>	<b>7,505,518</b>	<b>7,515,722</b>	<b>341,134</b>	<b>10,204</b>
	<b>NATIONAL CAPITAL REGION (NCR)</b>	<b>528</b>	<b>4,261,320</b>	<b>4,269,127</b>	<b>79,662</b>	<b>7,807</b>
811	PRIVATE ELEMENTARY EDUCATION	103	333,101	335,455	-	2,354
812	PRIVATE SECONDARY EDUCATION	183	518,723	519,177	75,823	454
813	PRIVATE TECHNICAL AND VOCATIONAL POST-SECONDARY NON-DEGREE EDUCATION	76	269,793	270,518	-	725
814	PRIVATE HIGHER EDUCATION	149	3,139,561	3,143,835	3,839	4,274
815	PRIVATE ADULT AND OTHER EDUCATION	17	142	142	-	-
	<b>CORDILLERA ADMINISTRATIVE REGION (CAR)</b>	<b>38</b>	<b>246,711</b>	<b>246,711</b>	<b>29,003</b>	<b>-</b>
811	PRIVATE ELEMENTARY EDUCATION	7	5,262	5,262	883	-
812	PRIVATE SECONDARY EDUCATION	14	37,410	37,410	-	-
813	PRIVATE TECHNICAL AND VOCATIONAL POST-SECONDARY NON-DEGREE EDUCATION	3	1,740	1,740	-	-
814	PRIVATE HIGHER EDUCATION	14	202,299	202,299	28,120	-
	<b>REGION I - ILOCOS</b>	<b>112</b>	<b>205,059</b>	<b>205,059</b>	<b>23,299</b>	<b>-</b>
811	PRIVATE ELEMENTARY EDUCATION	19	2,418	2,418	526	-
812	PRIVATE SECONDARY EDUCATION	41	12,753	12,753	-	-
813	PRIVATE TECHNICAL AND VOCATIONAL POST-SECONDARY NON-DEGREE EDUCATION	7	2,560	2,560	-	-
814	PRIVATE HIGHER EDUCATION	45	187,328	187,328	22,773	-
	<b>REGION II - CAGAYAN VALLEY</b>	<b>60</b>	<b>127,252</b>	<b>127,840</b>	<b>7,000</b>	<b>588</b>
811	PRIVATE ELEMENTARY EDUCATION	7	8,418	8,418	-	-
812	PRIVATE SECONDARY EDUCATION	23	8,058	8,246	-	188
813	PRIVATE TECHNICAL AND VOCATIONAL POST-SECONDARY NON-DEGREE EDUCATION	7	9,025	9,025	7,000	-
814	PRIVATE HIGHER EDUCATION	23	101,751	102,151	-	400
	<b>REGION III - CENTRAL LUZON</b>	<b>245</b>	<b>368,390</b>	<b>369,047</b>	<b>63,010</b>	<b>658</b>
811	PRIVATE ELEMENTARY EDUCATION	44	22,000	22,000	-	-
812	PRIVATE SECONDARY EDUCATION	112	118,263	118,663	-	400

TABLE 6.1 NUMBER OF ESTABLISHMENTS, GROSS ADDITIONS TO FIXED ASSETS, CAPITAL EXPENDITURES  
AND SALE OF FIXED ASSETS FOR PRIVATE EDUCATION ESTABLISHMENTS WITH AVERAGE TOTAL  
EMPLOYMENT OF 20 OR MORE BY REGION AND BY INDUSTRY GROUP: 2001 - Concluded

(Value in thousand pesos. Details may not add up to totals due to rounding.)

1994 PSIC CODE	REGION/ INDUSTRY DESCRIPTION	NUMBER OF ESTABLISHMENTS	GROSS ADDITIONS TO FIXED ASSETS	CAPITAL EXPENDITURES		SALE OF FIXED ASSETS
				TOTAL	PRODUCED ON OWN ACCOUNT	
		(1)	(2)	(3)	(4)	(5)
813	PRIVATE TECHNICAL AND VOCATIONAL POST-SECONDARY NON-DEGREE EDUCATION	29	50,102	50,102	39,200	-
814	PRIVATE HIGHER EDUCATION	57	178,007	178,264	23,810	258
815	PRIVATE ADULT AND OTHER EDUCATION	3	18	18	-	-
	<b>REGION IV-A CALABARZON</b>	<b>298</b>	<b>603,860</b>	<b>604,028</b>	<b>30,047</b>	<b>168</b>
811	PRIVATE ELEMENTARY EDUCATION	82	5,899	5,899	-	-
812	PRIVATE SECONDARY EDUCATION	126	165,443	165,443	14,433	-
813	PRIVATE TECHNICAL AND VOCATIONAL POST-SECONDARY NON-DEGREE EDUCATION	17	3,271	3,271	-	-
814	PRIVATE HIGHER EDUCATION	73	429,247	429,415	15,614	168
	<b>REGION IV-B MIMAROPA</b>	<b>35</b>	<b>130,029</b>	<b>130,029</b>	<b>933</b>	<b>-</b>
811	PRIVATE ELEMENTARY EDUCATION	2	-	-	-	-
812	PRIVATE SECONDARY EDUCATION	12	10,737	10,737	-	-
813	PRIVATE TECHNICAL AND VOCATIONAL POST-SECONDARY NON-DEGREE EDUCATION					
814	PRIVATE HIGHER EDUCATION	21	119,293	119,293	933	-
	<b>REGION V - BICOL</b>	<b>93</b>	<b>137,786</b>	<b>137,786</b>	<b>44,984</b>	<b>-</b>
811	PRIVATE ELEMENTARY EDUCATION	8	-	-	-	-
812	PRIVATE SECONDARY EDUCATION	28	783	783	-	-
813	PRIVATE TECHNICAL AND VOCATIONAL POST-SECONDARY NON-DEGREE EDUCATION	9	2,497	2,497	-	-
814	PRIVATE HIGHER EDUCATION	48	134,506	134,506	44,984	-
	<b>REGION VI - WESTERN VISAYAS</b>	<b>136</b>	<b>290,516</b>	<b>290,516</b>	<b>2,369</b>	<b>-</b>
811	PRIVATE ELEMENTARY EDUCATION	12	67,629	67,629	-	-
812	PRIVATE SECONDARY EDUCATION	53	29,892	29,892	-	-
813	PRIVATE TECHNICAL AND VOCATIONAL POST-SECONDARY NON-DEGREE EDUCATION	15	10,297	10,297	-	-
814	PRIVATE HIGHER EDUCATION	56	182,698	182,698	2,369	-
	<b>REGION VII - CENTRAL VISAYAS</b>	<b>125</b>	<b>324,430</b>	<b>324,430</b>	<b>4,618</b>	<b>-</b>
811	PRIVATE ELEMENTARY EDUCATION	16	7,078	7,078	3,808	-
812	PRIVATE SECONDARY EDUCATION	50	101,419	101,419	-	-
813	PRIVATE TECHNICAL AND VOCATIONAL POST-SECONDARY NON-DEGREE EDUCATION	<u>a/</u>	<u>a/</u>	<u>a/</u>	<u>a/</u>	<u>a/</u>
814	PRIVATE HIGHER EDUCATION	49	201,879	201,879	-	-
815	PRIVATE ADULT AND OTHER EDUCATION	10	14,053	14,053	810	-
	<b>REGION VIII - EASTERN VISAYAS</b>	<b>52</b>	<b>92,758</b>	<b>92,758</b>	<b>1,959</b>	<b>-</b>
811	PRIVATE ELEMENTARY EDUCATION					
812	PRIVATE SECONDARY EDUCATION	21	51,389	51,389	1,959	-
813	PRIVATE TECHNICAL AND VOCATIONAL POST-SECONDARY NON-DEGREE EDUCATION	5	3,100	3,100	-	-
814	PRIVATE HIGHER EDUCATION	26	38,269	38,269	-	-
	<b>REGION IX - ZAMBOANGA PENINSULA</b>	<b>43</b>	<b>150,324</b>	<b>150,724</b>	<b>30,637</b>	<b>400</b>
811	PRIVATE ELEMENTARY EDUCATION	6	3,914	3,914	3,914	-
812	PRIVATE SECONDARY EDUCATION	11	34,681	34,681	-	-

TABLE 6.1 NUMBER OF ESTABLISHMENTS, GROSS ADDITIONS TO FIXED ASSETS, CAPITAL EXPENDITURES AND SALE OF FIXED ASSETS FOR PRIVATE EDUCATION ESTABLISHMENTS WITH AVERAGE TOTAL EMPLOYMENT OF 20 OR MORE BY REGION AND BY INDUSTRY GROUP: 2001 - Concluded

(Value in thousand pesos. Details may not add up to totals due to rounding.)

1994 PSIC CODE	REGION/ INDUSTRY DESCRIPTION	NUMBER OF ESTABLISHMENTS	GROSS ADDITIONS TO FIXED ASSETS	CAPITAL EXPENDITURES		SALE OF FIXED ASSETS
				TOTAL	PRODUCED ON OWN ACCOUNT	
		(1)	(2)	(3)	(4)	(5)
813	PRIVATE TECHNICAL AND VOCATIONAL POST-SECONDARY NON-DEGREE EDUCATION	4	332	332	-	-
814	PRIVATE HIGHER EDUCATION	22	111,396	111,796	26,722	400
	<b>REGION X - NORTHERN MINDANAO</b>	<b>78</b>	<b>108,190</b>	<b>108,625</b>	<b>132</b>	<b>435</b>
811	PRIVATE ELEMENTARY EDUCATION	11	-	-	-	-
812	PRIVATE SECONDARY EDUCATION	26	2,921	2,921	-	-
813	PRIVATE TECHNICAL AND VOCATIONAL POST-SECONDARY NON-DEGREE EDUCATION	11	2,769	2,769	-	-
814	PRIVATE HIGHER EDUCATION	30	102,501	102,935	132	435
	<b>REGION XI - DAVAO</b>	<b>80</b>	<b>297,613</b>	<b>297,763</b>	<b>-</b>	<b>150</b>
811	PRIVATE ELEMENTARY EDUCATION	10	9,310	9,460	-	150
812	PRIVATE SECONDARY EDUCATION	22	18,507	18,507	-	-
813	PRIVATE TECHNICAL AND VOCATIONAL POST-SECONDARY NON-DEGREE EDUCATION	a/	a/	a/	a/	a/
814	PRIVATE HIGHER EDUCATION	40	261,800	261,800	-	-
815	PRIVATE ADULT AND OTHER EDUCATION	8	7,997	7,997	-	-
	<b>REGION XII - SOCCSKSARGEN</b>	<b>79</b>	<b>53,316</b>	<b>53,316</b>	<b>2,365</b>	<b>-</b>
811	PRIVATE ELEMENTARY EDUCATION	9	-	-	-	-
812	PRIVATE SECONDARY EDUCATION	26	10,704	10,704	-	-
813	PRIVATE TECHNICAL AND VOCATIONAL POST-SECONDARY NON-DEGREE EDUCATION	13	699	699	-	-
814	PRIVATE HIGHER EDUCATION	31	41,913	41,913	2,365	-
	<b>REGION XIII - Caraga</b>	<b>37</b>	<b>98,993</b>	<b>98,993</b>	<b>21,068</b>	<b>-</b>
811	PRIVATE ELEMENTARY EDUCATION	3	-	-	-	-
812	PRIVATE SECONDARY EDUCATION	9	1,492	1,492	-	-
813	PRIVATE TECHNICAL AND VOCATIONAL POST-SECONDARY NON-DEGREE EDUCATION	4	18,573	18,573	-	-
814	PRIVATE HIGHER EDUCATION	21	78,928	78,928	21,068	-
	<b>AUTONOMOUS REGION IN MUSLIM MINDANAO (ARMM)</b>	<b>21</b>	<b>8,969</b>	<b>8,969</b>	<b>50</b>	<b>-</b>
811	PRIVATE ELEMENTARY EDUCATION	}				
812	PRIVATE SECONDARY EDUCATION	}	10	-	-	-
813	PRIVATE TECHNICAL AND VOCATIONAL POST-SECONDARY NON-DEGREE EDUCATION	}				
814	PRIVATE HIGHER EDUCATION	}	11	8,969	8,969	50

a/ - data combined with PSIC 815

} - combined data

TABLE 6A. NUMBER OF ESTABLISHMENTS, CAPITAL EXPENDITURES FOR FIXED ASSETS PRODUCED ON OWN ACCOUNT, DEPRECIATION, INTANGIBLE ASSETS, BOOK VALUE OF FIXED ASSETS AND SALE OF FIXED ASSETS FOR PRIVATE EDUCATION ESTABLISHMENTS WITH AVERAGE TOTAL EMPLOYMENT OF 20 OR MORE BY INDUSTRY GROUP: 2001

(Value in thousand pesos. Details may not add up to totals due to rounding.)

1994 PSIC CODE	INDUSTRY DESCRIPTION	NUMBER OF ESTABLISHMENTS	CAPITAL EXPEN- DITURES FOR FIXED ASSETS PRODUCED ON OWN ACCOUNT	DEPRE- CIATION	INTANGIBLE ASSETS	BOOK VALUE AS OF DECEMBER 31	SALE OF FIXED ASSETS
		(1)	(2)	(3)	(4)	(5)	(6)
	<b>PHILIPPINES</b>	<b>2,060</b>	<b>341,134</b>	<b>3,830,106</b>	<b>427,176</b>	<b>61,841,092</b>	<b>10,204</b>
811	PRIVATE ELEMENTARY EDUCATION	342	9,132	252,850	11,308	4,376,755	2,504
812	PRIVATE SECONDARY EDUCATION	764	92,214	855,846	31,205	13,231,484	1,042
813	PRIVATE TECHNICAL AND VOCATIONAL POST-SECONDARY NON-DEGREE EDUCATION	218	47,060	170,109	50,524	2,040,490	725
814	PRIVATE HIGHER EDUCATION	714	192,729	2,542,719	333,890	42,098,104	5,934
815	PRIVATE ADULT AND OTHER EDUCATION	22	-	8,582	249	94,260	-

TABLE 6A.1 NUMBER OF ESTABLISHMENTS, CAPITAL EXPENDITURES FOR FIXED ASSETS PRODUCED ON OWN ACCOUNT, DEPRECIATION, INTANGIBLE ASSETS, BOOK VALUE OF FIXED ASSETS AND SALE OF FIXED ASSETS FOR PRIVATE EDUCATION ESTABLISHMENTS WITH AVERAGE TOTAL EMPLOYMENT OF 20 OR MORE BY REGION AND BY INDUSTRY GROUP: 2001 - Concluded

(Value in thousand pesos. Details may not add up to totals due to rounding.)

1994 PSIC CODE	REGION/ INDUSTRY DESCRIPTION	NUMBER OF ESTABLISHMENTS	CAPITAL EXPEN- DITURES FOR FIXED ASSETS PRODUCED ON OWN ACCOUNT	DEPRE- CIATION	INTANGIBLE ASSETS	BOOK VALUE AS OF DECEMBER 31	SALE OF FIXED ASSETS
		(1)	(2)	(3)	(4)	(5)	(6)
	<b>PHILIPPINES</b>	<b>2,060</b>	<b>341,134</b>	<b>3,830,106</b>	<b>427,176</b>	<b>61,841,092</b>	<b>10,204</b>
	<b>NATIONAL CAPITAL REGION (NCR)</b>	<b>528</b>	<b>79,662</b>	<b>1,838,681</b>	<b>82,856</b>	<b>29,740,666</b>	<b>7,807</b>
811	PRIVATE ELEMENTARY EDUCATION	103	-	171,255	-	2,938,764	2,354
812	PRIVATE SECONDARY EDUCATION	183	75,823	410,683	30,986	6,524,036	454
813	PRIVATE TECHNICAL AND VOCATIONAL POST-SECONDARY NON-DEGREE EDUCATION	76	-	106,484	36,970	1,037,086	725
814	PRIVATE HIGHER EDUCATION	149	3,839	1,143,681	14,900	19,177,238	4,274
815	PRIVATE ADULT AND OTHER EDUCATION	17	-	6,578	-	63,542	-
	<b>CORDILLERA ADMINISTRATIVE REGION (CAR)</b>	<b>38</b>	<b>29,003</b>	<b>81,474</b>	<b>463</b>	<b>2,702,462</b>	<b>-</b>
811	PRIVATE ELEMENTARY EDUCATION	7	883	4,308	-	30,703	-
812	PRIVATE SECONDARY EDUCATION	14	-	2,311	-	90,593	-
813	PRIVATE TECHNICAL AND VOCATIONAL POST-SECONDARY NON-DEGREE EDUCATION	3	-	738	463	5,017	-
814	PRIVATE HIGHER EDUCATION	14	28,120	74,117	-	2,576,149	-
	<b>REGION I - ILOCOS</b>	<b>112</b>	<b>23,299</b>	<b>73,108</b>	<b>75,500</b>	<b>1,277,691</b>	<b>-</b>
811	PRIVATE ELEMENTARY EDUCATION	19	526	3,345	-	27,279	-
812	PRIVATE SECONDARY EDUCATION	41	-	8,401	-	142,722	-
813	PRIVATE TECHNICAL AND VOCATIONAL POST-SECONDARY NON-DEGREE EDUCATION	7	-	1,212	1,540	43,511	-
814	PRIVATE HIGHER EDUCATION	45	22,773	60,149	73,960	1,064,179	-
	<b>REGION II - CAGAYAN VALLEY</b>	<b>60</b>	<b>7,000</b>	<b>67,400</b>	<b>-</b>	<b>955,363</b>	<b>588</b>

TABLE 6A.1 NUMBER OF ESTABLISHMENTS, CAPITAL EXPENDITURES FOR FIXED ASSETS PRODUCED ON OWN ACCOUNT, DEPRECIATION, INTANGIBLE ASSETS, BOOK VALUE OF FIXED ASSETS AND SALE OF FIXED ASSETS FOR PRIVATE EDUCATION ESTABLISHMENTS WITH AVERAGE TOTAL EMPLOYMENT OF 20 OR MORE BY REGION AND BY INDUSTRY GROUP: 2001 - Concluded

(Value in thousand pesos. Details may not add up to totals due to rounding.)

1994 PSIC CODE	REGION/ INDUSTRY DESCRIPTION	NUMBER OF ESTABLISHMENTS	CAPITAL EXPEN- DITURES FOR FIXED ASSETS PRODUCED ON OWN ACCOUNT	DEPRE- CIATION	INTANGIBLE ASSETS	BOOK VALUE AS OF DECEMBER 31	SALE OF FIXED ASSETS
		(1)	(2)	(3)	(4)	(5)	(6)
811	PRIVATE ELEMENTARY EDUCATION	7	-	6,752	-	82,829	-
812	PRIVATE SECONDARY EDUCATION	23	-	10,125	-	99,173	188
813	PRIVATE TECHNICAL AND VOCATIONAL POST-SECONDARY NON-DEGREE EDUCATION	7	7,000	3,306	-	69,907	-
814	PRIVATE HIGHER EDUCATION	23	-	47,218	-	703,453	400
	<b>REGION III - CENTRAL LUZON</b>	<b>245</b>	<b>63,010</b>	<b>243,530</b>	<b>249</b>	<b>3,847,233</b>	<b>658</b>
811	PRIVATE ELEMENTARY EDUCATION	44	-	5,877	-	36,198	-
812	PRIVATE SECONDARY EDUCATION	112	-	108,928	-	2,164,111	400
813	PRIVATE TECHNICAL AND VOCATIONAL POST-SECONDARY NON-DEGREE EDUCATION	29	39,200	13,562	-	178,447	-
814	PRIVATE HIGHER EDUCATION	57	23,810	114,413	-	1,459,671	258
815	PRIVATE ADULT AND OTHER EDUCATION	3	-	750	249	8,806	-
	<b>REGION IV-A CALABARZON</b>	<b>298</b>	<b>30,047</b>	<b>461,985</b>	<b>213,501</b>	<b>6,495,286</b>	<b>168</b>
811	PRIVATE ELEMENTARY EDUCATION	82	-	23,800	-	483,830	-
812	PRIVATE SECONDARY EDUCATION	126	14,433	207,735	29	2,532,755	-
813	PRIVATE TECHNICAL AND VOCATIONAL POST-SECONDARY NON-DEGREE EDUCATION	17	-	12,245	259	164,442	-
814	PRIVATE HIGHER EDUCATION	73	15,614	218,204	213,213	3,314,259	168
	<b>REGION IV-B MIMAROPA</b>	<b>35</b>	<b>933</b>	<b>29,684</b>	<b>3,334</b>	<b>912,750</b>	<b>-</b>
811	PRIVATE ELEMENTARY EDUCATION	2	-	392	-	8,965	-
812	PRIVATE SECONDARY EDUCATION	12	-	3,397	-	56,312	-
813	PRIVATE TECHNICAL AND VOCATIONAL POST-SECONDARY NON-DEGREE EDUCATION	21	933	25,895	3,334	847,472	-
814	PRIVATE HIGHER EDUCATION	21	933	25,895	3,334	847,472	-
	<b>REGION V - BICOL</b>	<b>93</b>	<b>44,984</b>	<b>78,173</b>	<b>5,367</b>	<b>1,172,826</b>	<b>-</b>
811	PRIVATE ELEMENTARY EDUCATION	8	-	1,985	-	49,672	-
812	PRIVATE SECONDARY EDUCATION	28	-	6,673	-	74,261	-
813	PRIVATE TECHNICAL AND VOCATIONAL POST-SECONDARY NON-DEGREE EDUCATION	9	-	2,477	-	104,986	-
814	PRIVATE HIGHER EDUCATION	48	44,984	67,039	5,367	943,907	-
	<b>REGION VI - WESTERN VISAYAS</b>	<b>136</b>	<b>2,369</b>	<b>179,246</b>	<b>1,065</b>	<b>2,167,161</b>	<b>-</b>
811	PRIVATE ELEMENTARY EDUCATION	12	-	17,345	-	196,491	-
812	PRIVATE SECONDARY EDUCATION	53	-	10,047	-	153,476	-
813	PRIVATE TECHNICAL AND VOCATIONAL POST-SECONDARY NON-DEGREE EDUCATION	15	-	1,382	-	13,823	-
814	PRIVATE HIGHER EDUCATION	56	2,369	150,473	1,065	1,803,371	-
	<b>REGION VII - CENTRAL VISAYAS</b>	<b>125</b>	<b>4,618</b>	<b>311,502</b>	<b>21,236</b>	<b>6,091,575</b>	<b>-</b>

TABLE 6A.1 NUMBER OF ESTABLISHMENTS, CAPITAL EXPENDITURES FOR FIXED ASSETS PRODUCED ON OWN ACCOUNT, DEPRECIATION, INTANGIBLE ASSETS, BOOK VALUE OF FIXED ASSETS AND SALE OF FIXED ASSETS FOR PRIVATE EDUCATION ESTABLISHMENTS WITH AVERAGE TOTAL EMPLOYMENT OF 20 OR MORE BY REGION AND BY INDUSTRY GROUP: 2001 - Concluded

(Value in thousand pesos. Details may not add up to totals due to rounding.)

1994 PSIC CODE	REGION/ INDUSTRY DESCRIPTION	NUMBER OF ESTABLISHMENTS	CAPITAL EXPEN- DITURES FOR FIXED ASSETS PRODUCED ON OWN ACCOUNT	DEPRE- CIATION	INTANGIBLE ASSETS	BOOK VALUE AS OF DECEMBER 31	SALE OF FIXED ASSETS
		(1)	(2)	(3)	(4)	(5)	(6)
811	PRIVATE ELEMENTARY EDUCATION	16	3,808	1,945	9,986	46,155	-
812	PRIVATE SECONDARY EDUCATION	50	-	47,107	-	619,672	-
813	PRIVATE TECHNICAL AND VOCATIONAL POST-SECONDARY NON-DEGREE EDUCATION	<u>a/</u>	<u>a/</u>	<u>a/</u>	<u>a/</u>	<u>a/</u>	<u>a/</u>
814	PRIVATE HIGHER EDUCATION	49	-	254,016	-	5,318,047	-
815	PRIVATE ADULT AND OTHER EDUCATION	10	810	8,435	11,250	107,701	-
	<b>REGION VIII - EASTERN VISAYAS</b>	<b>52</b>	<b>1,959</b>	<b>24,626</b>	<b>633</b>	<b>448,041</b>	<b>-</b>
811	PRIVATE ELEMENTARY EDUCATION	} 21	1,959	5,838	190	115,985	-
812	PRIVATE SECONDARY EDUCATION						
813	PRIVATE TECHNICAL AND VOCATIONAL POST-SECONDARY NON-DEGREE EDUCATION						
814	PRIVATE HIGHER EDUCATION	5	-	417	42	4,175	-
	<b>REGION IX - ZAMBOANGA PENINSULA</b>	<b>43</b>	<b>30,637</b>	<b>56,418</b>	<b>21,604</b>	<b>867,648</b>	<b>400</b>
811	PRIVATE ELEMENTARY EDUCATION	6	3,914	423	-	7,892	-
812	PRIVATE SECONDARY EDUCATION	11	-	1,104	-	66,577	-
813	PRIVATE TECHNICAL AND VOCATIONAL POST-SECONDARY NON-DEGREE EDUCATION	4	-	140	-	821	-
814	PRIVATE HIGHER EDUCATION	22	26,722	54,751	21,604	792,357	400
	<b>REGION X - NORTHERN MINDANAO</b>	<b>78</b>	<b>132</b>	<b>126,094</b>	<b>123</b>	<b>1,602,831</b>	<b>435</b>
811	PRIVATE ELEMENTARY EDUCATION	11	-	10,691	122	267,481	-
812	PRIVATE SECONDARY EDUCATION	26	-	6,314	-	67,739	-
813	PRIVATE TECHNICAL AND VOCATIONAL POST-SECONDARY NON-DEGREE EDUCATION	11	-	1,987	-	37,813	-
814	PRIVATE HIGHER EDUCATION	30	132	107,102	2	1,229,798	435
	<b>REGION XI - DAVAO</b>	<b>80</b>	<b>-</b>	<b>173,438</b>	<b>1,243</b>	<b>2,231,514</b>	<b>150</b>
811	PRIVATE ELEMENTARY EDUCATION	10	-	3,024	1,200	133,300	150
812	PRIVATE SECONDARY EDUCATION	22	-	21,914	-	434,844	-
813	PRIVATE TECHNICAL AND VOCATIONAL POST-SECONDARY NON-DEGREE EDUCATION	<u>a/</u>	<u>a/</u>	<u>a/</u>	<u>a/</u>	<u>a/</u>	<u>a/</u>
814	PRIVATE HIGHER EDUCATION	40	-	145,918	43	1,611,265	-
815	PRIVATE ADULT AND OTHER EDUCATION	8	-	2,582	-	52,105	-
	<b>REGION XII - SOCCSKSARGEN</b>	<b>79</b>	<b>2,365</b>	<b>50,641</b>	<b>-</b>	<b>731,798</b>	<b>-</b>
811	PRIVATE ELEMENTARY EDUCATION	9	-	350	-	14,758	-
812	PRIVATE SECONDARY EDUCATION	26	-	2,893	-	44,392	-
813	PRIVATE TECHNICAL AND VOCATIONAL POST-SECONDARY NON-DEGREE EDUCATION	13	-	2,230	-	28,067	-
814	PRIVATE HIGHER EDUCATION	31	2,365	45,169	-	644,582	-

TABLE 6A.1 NUMBER OF ESTABLISHMENTS, CAPITAL EXPENDITURES FOR FIXED ASSETS PRODUCED ON OWN ACCOUNT, DEPRECIATION, INTANGIBLE ASSETS, BOOK VALUE OF FIXED ASSETS AND SALE OF FIXED ASSETS FOR PRIVATE EDUCATION ESTABLISHMENTS WITH AVERAGE TOTAL EMPLOYMENT OF 20 OR MORE BY REGION AND BY INDUSTRY GROUP: 2001 - Concluded

(Value in thousand pesos. Details may not add up to totals due to rounding.)

1994 PSIC CODE	REGION/ INDUSTRY DESCRIPTION	NUMBER OF ESTABLISHMENTS	CAPITAL EXPEN- DITURES FOR FIXED ASSETS PRODUCED ON OWN ACCOUNT	DEPRE- CIATION	INTANGIBLE ASSETS	BOOK VALUE AS OF DECEMBER 31	SALE OF FIXED ASSETS
		(1)	(2)	(3)	(4)	(5)	(6)
	<b>REGION XIII - Caraga</b>	<b>37</b>	<b>21,068</b>	<b>32,245</b>	<b>-</b>	<b>497,203</b>	<b>-</b>
811	PRIVATE ELEMENTARY EDUCATION	3	-	278	-	3,358	-
812	PRIVATE SECONDARY EDUCATION	9	-	2,919	-	72,248	-
813	PRIVATE TECHNICAL AND VOCATIONAL POST-SECONDARY NON-DEGREE EDUCATION	4	-	13,682	-	198,305	-
814	PRIVATE HIGHER EDUCATION	21	21,068	15,366	-	223,293	-
	<b>AUTONOMOUS REGION IN MUSLIM MINDANAO (ARMM)</b>	<b>21</b>	<b>50</b>	<b>1,862</b>	<b>-</b>	<b>99,043</b>	<b>-</b>
811	PRIVATE ELEMENTARY EDUCATION }						
812	PRIVATE SECONDARY EDUCATION }	10	-	540	-	21,667	-
813	PRIVATE TECHNICAL AND VOCATIONAL POST-SECONDARY NON-DEGREE EDUCATION }						
814	PRIVATE HIGHER EDUCATION }	11	50	1,323	-	77,378	-

a/ - data combined with PSIC 815

} - combined data

TABLE 7. NUMBER OF ESTABLISHMENTS AND CAPITAL EXPENDITURES BY TYPE OF FIXED ASSETS FOR PRIVATE EDUCATION ESTABLISHMENTS WITH AVERAGE TOTAL EMPLOYMENT OF 20 OR MORE BY INDUSTRY GROUP: 2001

(Value in thousand pesos. Details may not add up to totals due to rounding.)

1994 PSIC CODE	INDUSTRY DESCRIPTION	NUMBER OF ESTABLISHMENTS	CAPITAL EXPENDITURES BY TYPE OF FIXED ASSETS				
			TOTAL	LAND	BUILDINGS, OTHER STRUCTURES AND LAND IMPROVEMENT	ROAD VEHICLES & OTHER TRANSPORT EQUIPMENT	COMPUTERS AND PERIPHERALS
			(1)	(2)	(3)	(4)	(5)
	<b>PHILIPPINES</b>	<b>2,060</b>	<b>7,515,722</b>	<b>926,553</b>	<b>4,255,478</b>	<b>146,029</b>	<b>714,981</b>
811	PRIVATE ELEMENTARY EDUCATION	342	486,427	5,656	330,785	50,900	15,001
812	PRIVATE SECONDARY EDUCATION	764	1,105,323	58,728	720,514	12,467	96,321
813	PRIVATE TECHNICAL AND VOCATIONAL POST-SECONDARY NON-DEGREE EDUCATION	218	394,307	9,752	152,868	4,802	164,861
814	PRIVATE HIGHER EDUCATION	714	5,525,259	852,418	3,047,917	77,860	438,799
815	PRIVATE ADULT AND OTHER EDUCATION	22	4,406	-	3,394	-	-

1994 PSIC CODE	INDUSTRY DESCRIPTION	CAPITAL EXPENDITURES BY TYPE OF FIXED ASSETS				
		SYSTEM AND APPLICATION SOFTWARE	TELECOMMUNICA- TIONS EQUIPMENT	ELECTRONIC MACHINERY OTHER THAN TELECOMMU- NICATIONS EQUIPMENT	OTHER MACHINERY AND EQUIPMENT	OTHER FIXED ASSETS
		(7)	(8)	(9)	(10)	(11)
	<b>PHILIPPINES</b>	<b>33,288</b>	<b>69,647</b>	<b>102,267</b>	<b>837,213</b>	<b>430,265</b>
811	PRIVATE ELEMENTARY EDUCATION	603	1,759	107	45,534	36,083
812	PRIVATE SECONDARY EDUCATION	1,303	962	10,357	138,778	65,893
813	PRIVATE TECHNICAL AND VOCATIONAL POST-SECONDARY NON-DEGREE EDUCATION	413	1,182	5,277	43,739	11,414
814	PRIVATE HIGHER EDUCATION	30,969	65,745	86,508	608,318	316,725
815	PRIVATE ADULT AND OTHER EDUCATION	-	-	18	844	150

TABLE 7.1 NUMBER OF ESTABLISHMENTS AND CAPITAL EXPENDITURES BY TYPE OF FIXED ASSETS FOR PRIVATE EDUCATION ESTABLISHMENTS WITH AVERAGE TOTAL EMPLOYMENT OF 20 OR MORE BY REGION AND BY INDUSTRY GROUP: 2001 - Continued

(Value in thousand pesos. Details may not add up to totals due to rounding.)

1994 PSIC CODE	REGION/ INDUSTRY DESCRIPTION	NUMBER OF ESTABLISHMENTS	CAPITAL EXPENDITURES BY TYPE OF FIXED ASSETS				
			TOTAL	LAND	BUILDINGS, OTHER STRUCTURES AND LAND IMPROVEMENT	ROAD VEHICLES & OTHER TRANSPORT EQUIPMENT	COMPUTERS AND PERIPHERALS
			(1)	(2)	(3)	(4)	(5)
	<b>PHILIPPINES</b>	<b>2,060</b>	<b>7,515,722</b>	<b>926,553</b>	<b>4,255,478</b>	<b>146,029</b>	<b>714,981</b>
	<b>NATIONAL CAPITAL REGION (NCR)</b>	<b>528</b>	<b>4,269,127</b>	<b>587,122</b>	<b>2,451,324</b>	<b>77,037</b>	<b>414,961</b>
811	PRIVATE ELEMENTARY EDUCATION	103	335,455	5,214	232,229	37,705	8,880
812	PRIVATE SECONDARY EDUCATION	183	519,177	-	332,242	8,240	47,438
813	PRIVATE TECHNICAL AND VOCATIONAL POST-SECONDARY NON-DEGREE EDUCATION	76	270,518	6,820	99,090	63	137,245
814	PRIVATE HIGHER EDUCATION	149	3,143,835	575,088	1,787,764	31,028	221,398
815	PRIVATE ADULT AND OTHER EDUCATION	17	142	-	-	-	-
	<b>CORDILLERA ADMINISTRATIVE REGION (CAR)</b>	<b>38</b>	<b>246,711</b>	<b>63,567</b>	<b>121,722</b>	<b>3,124</b>	<b>7,475</b>



TABLE 7.1 NUMBER OF ESTABLISHMENTS AND CAPITAL EXPENDITURES BY TYPE OF FIXED ASSETS FOR PRIVATE EDUCATION ESTABLISHMENTS WITH AVERAGE TOTAL EMPLOYMENT OF 20 OR MORE BY REGION AND BY INDUSTRY GROUP: 2001 - Continued

(Value in thousand pesos. Details may not add up to totals due to rounding.)

1994 PSIC CODE	REGION/ INDUSTRY DESCRIPTION	NUMBER OF ESTABLISHMENTS	CAPITAL EXPENDITURES BY TYPE OF FIXED ASSETS				
			TOTAL	LAND	BUILDINGS, OTHER STRUCTURES AND LAND IMPROVEMENT	ROAD VEHICLES & OTHER TRANSPORT EQUIPMENT	COMPUTERS AND PERIPHERALS
			(1)	(2)	(3)	(4)	(5)
811	PRIVATE ELEMENTARY EDUCATION	7	5,262	442	264	2,115	396
812	PRIVATE SECONDARY EDUCATION	14	37,410	-	29,857	-	1,014
813	PRIVATE TECHNICAL AND VOCATIONAL POST-SECONDARY NON-DEGREE EDUCATION	3	1,740	-	965	-	451
814	PRIVATE HIGHER EDUCATION	14	202,299	63,125	90,637	1,009	5,613
	<b>REGION I - ILOCOS</b>	<b>112</b>	<b>205,059</b>	<b>19,714</b>	<b>92,763</b>	<b>7,701</b>	<b>19,811</b>
811	PRIVATE ELEMENTARY EDUCATION	19	2,418	-	713	-	836
812	PRIVATE SECONDARY EDUCATION	41	12,753	-	66	-	7,178
813	PRIVATE TECHNICAL AND VOCATIONAL POST-SECONDARY NON-DEGREE EDUCATION	7	2,560	-	684	-	1,740
814	PRIVATE HIGHER EDUCATION	45	187,328	19,714	91,301	7,701	10,057
	<b>REGION II - CAGAYAN VALLEY</b>	<b>60</b>	<b>127,840</b>	<b>2,564</b>	<b>63,835</b>	<b>6,231</b>	<b>21,016</b>
811	PRIVATE ELEMENTARY EDUCATION	7	8,418	-	6,825	-	-
812	PRIVATE SECONDARY EDUCATION	23	8,246	9	6,060	226	439
813	PRIVATE TECHNICAL AND VOCATIONAL POST-SECONDARY NON-DEGREE EDUCATION	7	9,025	-	5,318	-	251
814	PRIVATE HIGHER EDUCATION	23	102,151	2,555	45,631	6,005	20,325
	<b>REGION III - CENTRAL LUZON</b>	<b>245</b>	<b>369,047</b>	<b>112,889</b>	<b>163,131</b>	<b>4,195</b>	<b>13,532</b>
811	PRIVATE ELEMENTARY EDUCATION	44	22,000	-	22,000	-	-
812	PRIVATE SECONDARY EDUCATION	112	118,663	53,510	50,525	1,110	271
813	PRIVATE TECHNICAL AND VOCATIONAL POST-SECONDARY NON-DEGREE EDUCATION	29	50,102	-	30,495	51	-
814	PRIVATE HIGHER EDUCATION	57	178,264	59,379	60,112	3,034	13,261
815	PRIVATE ADULT AND OTHER EDUCATION	3	18	-	-	-	-
	<b>REGION IV-A CALABARZON</b>	<b>298</b>	<b>604,028</b>	<b>20,000</b>	<b>394,682</b>	<b>6,414</b>	<b>32,107</b>
811	PRIVATE ELEMENTARY EDUCATION	82	5,899	-	5,372	-	-
812	PRIVATE SECONDARY EDUCATION	126	165,443	-	130,749	333	9,082
813	PRIVATE TECHNICAL AND VOCATIONAL POST-SECONDARY NON-DEGREE EDUCATION	17	3,271	-	-	-	62
814	PRIVATE HIGHER EDUCATION	73	429,415	20,000	258,562	6,082	22,963
	<b>REGION IV-B MIMAROPA</b>	<b>35</b>	<b>130,029</b>	<b>-</b>	<b>103,058</b>	<b>1,210</b>	<b>4,728</b>
811	PRIVATE ELEMENTARY EDUCATION	2	-	-	-	-	-
812	PRIVATE SECONDARY EDUCATION	12	10,737	-	2,934	-	1,803
813	PRIVATE TECHNICAL AND VOCATIONAL POST-SECONDARY NON-DEGREE EDUCATION						
814	PRIVATE HIGHER EDUCATION	21	119,293	-	100,124	1,210	2,925
	<b>REGION V - BICOL</b>	<b>93</b>	<b>137,786</b>	<b>9,519</b>	<b>63,954</b>	<b>4,056</b>	<b>24,369</b>

TABLE 7.1 NUMBER OF ESTABLISHMENTS AND CAPITAL EXPENDITURES BY TYPE OF FIXED ASSETS FOR PRIVATE EDUCATION ESTABLISHMENTS WITH AVERAGE TOTAL EMPLOYMENT OF 20 OR MORE BY REGION AND BY INDUSTRY GROUP: 2001 - Continued

(Value in thousand pesos. Details may not add up to totals due to rounding.)

1994 PSIC CODE	REGION/ INDUSTRY DESCRIPTION	NUMBER OF ESTABLISHMENTS	CAPITAL EXPENDITURES BY TYPE OF FIXED ASSETS				
			TOTAL	LAND	BUILDINGS, OTHER STRUCTURES AND LAND IMPROVEMENT	ROAD VEHICLES & OTHER TRANSPORT EQUIPMENT	COMPUTERS AND PERIPHERALS
			(1)	(2)	(3)	(4)	(5)
811	PRIVATE ELEMENTARY EDUCATION	8	-	-	-	-	-
812	PRIVATE SECONDARY EDUCATION	28	783	-	175	-	-
813	PRIVATE TECHNICAL AND VOCATIONAL POST-SECONDARY NON-DEGREE EDUCATION	9	2,497	-	212	-	1,385
814	PRIVATE HIGHER EDUCATION	48	134,506	9,519	63,566	4,056	22,984
	<b>REGION VI - WESTERN VISAYAS</b>	<b>136</b>	<b>290,516</b>	<b>5,434</b>	<b>167,444</b>	<b>13,672</b>	<b>29,362</b>
811	PRIVATE ELEMENTARY EDUCATION	12	67,629	-	41,922	11,080	-
812	PRIVATE SECONDARY EDUCATION	53	29,892	-	22,411	232	4,149
813	PRIVATE TECHNICAL AND VOCATIONAL POST-SECONDARY NON-DEGREE EDUCATION	15	10,297	-	-	-	8,835
814	PRIVATE HIGHER EDUCATION	56	182,698	5,434	103,111	2,360	16,377
	<b>REGION VII - CENTRAL VISAYAS</b>	<b>125</b>	<b>324,430</b>	<b>55,708</b>	<b>118,849</b>	<b>12,632</b>	<b>59,720</b>
811	PRIVATE ELEMENTARY EDUCATION	16	7,078	-	-	-	4,589
812	PRIVATE SECONDARY EDUCATION	50	101,419	4,039	59,270	2,076	22,681
813	PRIVATE TECHNICAL AND VOCATIONAL POST-SECONDARY NON-DEGREE EDUCATION	<i>a/</i>	<i>a/</i>	<i>a/</i>	<i>a/</i>	<i>a/</i>	<i>a/</i>
814	PRIVATE HIGHER EDUCATION	49	201,879	51,669	56,184	7,856	26,739
815	PRIVATE ADULT AND OTHER EDUCATION	10	14,053	-	3,394	2,700	5,711
	<b>REGION VIII - EASTERN VISAYAS</b>	<b>52</b>	<b>92,758</b>	<b>4,620</b>	<b>63,038</b>	<b>565</b>	<b>6,980</b>
811	PRIVATE ELEMENTARY EDUCATION	} 21	51,389	-	40,617	-	534
812	PRIVATE SECONDARY EDUCATION						
813	PRIVATE TECHNICAL AND VOCATIONAL POST-SECONDARY NON-DEGREE EDUCATION						
814	PRIVATE HIGHER EDUCATION	5	3,100	-	-	-	2,674
	<b>REGION IX - ZAMBOANGA PENINSULA</b>	<b>26</b>	<b>38,269</b>	<b>4,620</b>	<b>22,421</b>	<b>565</b>	<b>3,772</b>
	<b>REGION IX - ZAMBOANGA PENINSULA</b>	<b>43</b>	<b>150,724</b>	<b>8,374</b>	<b>89,638</b>	<b>1,807</b>	<b>7,582</b>
811	PRIVATE ELEMENTARY EDUCATION	6	3,914	-	-	-	-
812	PRIVATE SECONDARY EDUCATION	11	34,681	1,170	33,203	-	28
813	PRIVATE TECHNICAL AND VOCATIONAL POST-SECONDARY NON-DEGREE EDUCATION	4	332	-	-	-	290
814	PRIVATE HIGHER EDUCATION	22	111,796	7,204	56,435	1,807	7,264
	<b>REGION X - NORTHERN MINDANAO</b>	<b>78</b>	<b>108,625</b>	<b>2,022</b>	<b>78,143</b>	<b>3,207</b>	<b>10,393</b>
811	PRIVATE ELEMENTARY EDUCATION	11	-	-	-	-	-
812	PRIVATE SECONDARY EDUCATION	26	2,921	-	540	-	1,202
813	PRIVATE TECHNICAL AND VOCATIONAL POST-SECONDARY NON-DEGREE EDUCATION	11	2,769	-	2,088	588	93
814	PRIVATE HIGHER EDUCATION	30	102,935	2,022	75,515	2,619	9,098
	<b>REGION XI - DAVAO</b>	<b>80</b>	<b>297,763</b>	<b>261</b>	<b>202,418</b>	<b>2,328</b>	<b>41,479</b>

TABLE 7.1 NUMBER OF ESTABLISHMENTS AND CAPITAL EXPENDITURES BY TYPE OF FIXED ASSETS FOR PRIVATE EDUCATION ESTABLISHMENTS WITH AVERAGE TOTAL EMPLOYMENT OF 20 OR MORE BY REGION AND BY INDUSTRY GROUP: 2001 - Continued

(Value in thousand pesos. Details may not add up to totals due to rounding.)

1994 PSIC CODE	REGION/ INDUSTRY DESCRIPTION	NUMBER OF ESTABLISHMENTS	CAPITAL EXPENDITURES BY TYPE OF FIXED ASSETS				
			TOTAL	LAND	BUILDINGS, OTHER STRUCTURES AND LAND IMPROVEMENT	ROAD VEHICLES & OTHER TRANSPORT EQUIPMENT	COMPUTERS AND PERIPHERALS
			(1)	(2)	(3)	(4)	(5)
811	PRIVATE ELEMENTARY EDUCATION	10	9,460	-	9,102	-	299
812	PRIVATE SECONDARY EDUCATION	22	18,507	-	15,849	-	-
813	PRIVATE TECHNICAL AND VOCATIONAL POST-SECONDARY NON-DEGREE EDUCATION	a/	a/	a/	a/	a/	a/
814	PRIVATE HIGHER EDUCATION	40	261,800	261	174,821	2,328	38,009
815	PRIVATE ADULT AND OTHER EDUCATION	8	7,997	-	2,645	-	3,170
	<b>REGION XII - SOCCSKSARGEN</b>	<b>79</b>	<b>53,316</b>	<b>2,415</b>	<b>30,777</b>	<b>-</b>	<b>10,023</b>
811	PRIVATE ELEMENTARY EDUCATION	9	-	-	-	-	-
812	PRIVATE SECONDARY EDUCATION	26	10,704	-	7,762	-	64
813	PRIVATE TECHNICAL AND VOCATIONAL POST-SECONDARY NON-DEGREE EDUCATION	13	699	-	-	-	699
814	PRIVATE HIGHER EDUCATION	31	41,913	2,415	23,015	-	9,260
	<b>REGION XIII - Caraga</b>	<b>37</b>	<b>98,993</b>	<b>31,393</b>	<b>47,940</b>	<b>1,650</b>	<b>8,104</b>
811	PRIVATE ELEMENTARY EDUCATION	3	-	-	-	-	-
812	PRIVATE SECONDARY EDUCATION	9	1,492	-	612	250	439
813	PRIVATE TECHNICAL AND VOCATIONAL POST-SECONDARY NON-DEGREE EDUCATION	4	18,573	2,830	11,001	1,400	2,103
814	PRIVATE HIGHER EDUCATION	21	78,928	28,563	36,327	-	5,562
	<b>AUTONOMOUS REGION IN MUSLIM MINDANAO (ARMM)</b>	<b>21</b>	<b>8,969</b>	<b>952</b>	<b>2,761</b>	<b>200</b>	<b>3,340</b>
811	PRIVATE ELEMENTARY EDUCATION	10	-	-	-	-	-
812	PRIVATE SECONDARY EDUCATION						
813	PRIVATE TECHNICAL AND VOCATIONAL POST-SECONDARY NON-DEGREE EDUCATION						
814	PRIVATE HIGHER EDUCATION	11	8,969	952	2,761	200	3,340

1994 PSIC CODE	INDUSTRY DESCRIPTION	CAPITAL EXPENDITURES BY TYPE OF FIXED ASSETS				
		SYSTEM AND APPLICATION SOFTWARE	TELECOMMUNICA- TIONS EQUIPMENT	ELECTRONIC MACHINERY OTHER THAN TELECOMMU- NICATIONS EQUIPMENT	OTHER MACHINERY AND EQUIPMENT	OTHER FIXED ASSETS
		(7)	(8)	(9)	(10)	(11)
	<b>PHILIPPINES</b>	<b>33,288</b>	<b>69,647</b>	<b>102,267</b>	<b>837,213</b>	<b>430,265</b>
	<b>NATIONAL CAPITAL REGION (NCR)</b>	<b>14,694</b>	<b>49,519</b>	<b>27,067</b>	<b>436,942</b>	<b>210,462</b>
811	PRIVATE ELEMENTARY EDUCATION	-	1,025	-	25,586	24,817
812	PRIVATE SECONDARY EDUCATION	762	962	9,884	90,566	29,082
813	PRIVATE TECHNICAL AND VOCATIONAL POST-SECONDARY NON-DEGREE EDUCATION	81	1,054	2,789	20,931	2,446
814	PRIVATE HIGHER EDUCATION	13,851	46,479	14,394	299,717	154,117
815	PRIVATE ADULT AND OTHER EDUCATION	-	-	-	142	-

TABLE 7.1 NUMBER OF ESTABLISHMENTS AND CAPITAL EXPENDITURES BY TYPE OF FIXED ASSETS FOR PRIVATE EDUCATION ESTABLISHMENTS WITH AVERAGE TOTAL EMPLOYMENT OF 20 OR MORE BY REGION AND BY INDUSTRY GROUP: 2001 - Concluded

(Value in thousand pesos. Details may not add up to totals due to rounding.)

1994 PSIC CODE	REGION/ INDUSTRY DESCRIPTION	CAPITAL EXPENDITURES BY TYPE OF FIXED ASSETS				
		SYSTEM AND APPLICATION SOFTWARE	TELECOMMUNICA- TIONS EQUIPMENT	ELECTRONIC MACHINERY OTHER THAN TELECOMMU- NICATIONS EQUIPMENT	OTHER MACHINERY AND EQUIPMENT	OTHER FIXED ASSETS
		(7)	(8)	(9)	(10)	(11)
	<b>CORDILLERA ADMINISTRATIVE REGION (CAR)</b>	<b>1,985</b>	<b>1,382</b>	<b>708</b>	<b>26,746</b>	<b>20,002</b>
811	PRIVATE ELEMENTARY EDUCATION	-	-	-	319	1,725
812	PRIVATE SECONDARY EDUCATION	-	-	-	552	5,988
813	PRIVATE TECHNICAL AND VOCATIONAL POST-SECONDARY NON-DEGREE EDUCATION	77	-	-	165	82
814	PRIVATE HIGHER EDUCATION	1,908	1,382	708	25,710	12,208
	<b>REGION I - ILOCOS</b>	<b>-</b>	<b>28</b>	<b>-</b>	<b>48,519</b>	<b>16,523</b>
811	PRIVATE ELEMENTARY EDUCATION	-	-	-	522	348
812	PRIVATE SECONDARY EDUCATION	-	-	-	269	5,240
813	PRIVATE TECHNICAL AND VOCATIONAL POST-SECONDARY NON-DEGREE EDUCATION	-	-	-	136	-
814	PRIVATE HIGHER EDUCATION	-	28	-	47,592	10,936
	<b>REGION II - CAGAYAN VALLEY</b>	<b>-</b>	<b>143</b>	<b>206</b>	<b>13,444</b>	<b>20,401</b>
811	PRIVATE ELEMENTARY EDUCATION	-	-	-	956	637
812	PRIVATE SECONDARY EDUCATION	-	-	206	1,305	-
813	PRIVATE TECHNICAL AND VOCATIONAL POST-SECONDARY NON-DEGREE EDUCATION	-	-	-	2,467	989
814	PRIVATE HIGHER EDUCATION	-	143	-	8,716	18,775
	<b>REGION III - CENTRAL LUZON</b>	<b>4,648</b>	<b>124</b>	<b>100</b>	<b>44,790</b>	<b>25,637</b>
811	PRIVATE ELEMENTARY EDUCATION	-	-	-	-	-
812	PRIVATE SECONDARY EDUCATION	-	-	-	10,306	2,941
813	PRIVATE TECHNICAL AND VOCATIONAL POST-SECONDARY NON-DEGREE EDUCATION	-	-	-	14,020	5,536
814	PRIVATE HIGHER EDUCATION	4,648	124	82	20,463	17,160
815	PRIVATE ADULT AND OTHER EDUCATION	-	-	18	-	-
	<b>REGION IV-A CALABARZON</b>	<b>859</b>	<b>1,939</b>	<b>46,928</b>	<b>85,950</b>	<b>15,148</b>
811	PRIVATE ELEMENTARY EDUCATION	-	-	-	463	65
812	PRIVATE SECONDARY EDUCATION	356	-	267	16,850	7,807
813	PRIVATE TECHNICAL AND VOCATIONAL POST-SECONDARY NON-DEGREE EDUCATION	-	-	-	3,082	127
814	PRIVATE HIGHER EDUCATION	503	1,939	46,661	65,555	7,149
	<b>REGION IV-B MIMAROPA</b>	<b>528</b>	<b>-</b>	<b>-</b>	<b>5,603</b>	<b>14,902</b>
811	PRIVATE ELEMENTARY EDUCATION	-	-	-	-	-
812	PRIVATE SECONDARY EDUCATION	-	-	-	3,868	2,132
813	PRIVATE TECHNICAL AND VOCATIONAL POST-SECONDARY NON-DEGREE EDUCATION					
814	PRIVATE HIGHER EDUCATION	528	-	-	1,735	12,770
	<b>REGION V - BICOL</b>	<b>2,479</b>	<b>1,141</b>	<b>8,901</b>	<b>15,944</b>	<b>7,424</b>
811	PRIVATE ELEMENTARY EDUCATION	-	-	-	-	-
812	PRIVATE SECONDARY EDUCATION	-	-	-	608	-

TABLE 7.1 NUMBER OF ESTABLISHMENTS AND CAPITAL EXPENDITURES BY TYPE OF FIXED ASSETS FOR PRIVATE EDUCATION ESTABLISHMENTS WITH AVERAGE TOTAL EMPLOYMENT OF 20 OR MORE BY REGION AND BY INDUSTRY GROUP: 2001 - Concluded

(Value in thousand pesos. Details may not add up to totals due to rounding.)

1994 PSIC CODE	REGION/ INDUSTRY DESCRIPTION	CAPITAL EXPENDITURES BY TYPE OF FIXED ASSETS				
		SYSTEM AND APPLICATION SOFTWARE	TELECOMMUNICA- TIONS EQUIPMENT	ELECTRONIC MACHINERY OTHER THAN TELECOMMU- NICATIONS EQUIPMENT	OTHER MACHINERY AND EQUIPMENT	OTHER FIXED ASSETS
		(7)	(8)	(9)	(10)	(11)
813	PRIVATE TECHNICAL AND VOCATIONAL POST-SECONDARY NON-DEGREE EDUCATION	-	-	900	-	-
814	PRIVATE HIGHER EDUCATION	2,479	1,141	8,001	15,336	7,424
	<b>REGION VI - WESTERN VISAYAS</b>	<b>1,058</b>	<b>1,263</b>	<b>397</b>	<b>57,793</b>	<b>14,094</b>
811	PRIVATE ELEMENTARY EDUCATION	603	734	107	7,180	6,004
812	PRIVATE SECONDARY EDUCATION	-	-	-	2,510	589
813	PRIVATE TECHNICAL AND VOCATIONAL POST-SECONDARY NON-DEGREE EDUCATION	-	-	-	770	692
814	PRIVATE HIGHER EDUCATION	455	528	290	47,333	6,809
	<b>REGION VII - CENTRAL VISAYAS</b>	<b>2,626</b>	<b>6,301</b>	<b>9,541</b>	<b>26,838</b>	<b>32,214</b>
811	PRIVATE ELEMENTARY EDUCATION	-	-	-	-	2,488
812	PRIVATE SECONDARY EDUCATION	-	-	-	6,387	6,967
813	PRIVATE TECHNICAL AND VOCATIONAL POST-SECONDARY NON-DEGREE EDUCATION	<u>a/</u>	<u>a/</u>	<u>a/</u>	<u>a/</u>	<u>a/</u>
814	PRIVATE HIGHER EDUCATION	2,626	6,301	9,541	19,647	21,315
815	PRIVATE ADULT AND OTHER EDUCATION	-	-	-	804	1,444
	<b>REGION VIII - EASTERN VISAYAS</b>	<b>68</b>	<b>66</b>	<b>263</b>	<b>14,823</b>	<b>2,335</b>
811	PRIVATE ELEMENTARY EDUCATION	-	-	-	-	-
812	PRIVATE SECONDARY EDUCATION	-	-	-	8,963	1,274
813	PRIVATE TECHNICAL AND VOCATIONAL POST-SECONDARY NON-DEGREE EDUCATION	-	-	-	219	206
814	PRIVATE HIGHER EDUCATION	68	66	263	5,640	854
	<b>REGION IX - ZAMBOANGA PENINSULA</b>	<b>-</b>	<b>138</b>	<b>-</b>	<b>24,034</b>	<b>19,152</b>
811	PRIVATE ELEMENTARY EDUCATION	-	-	-	3,914	-
812	PRIVATE SECONDARY EDUCATION	-	-	-	-	280
813	PRIVATE TECHNICAL AND VOCATIONAL POST-SECONDARY NON-DEGREE EDUCATION	-	-	-	-	42
814	PRIVATE HIGHER EDUCATION	-	138	-	20,119	18,829
	<b>REGION X - NORTHERN MINDANAO</b>	<b>185</b>	<b>91</b>	<b>1,044</b>	<b>6,687</b>	<b>6,852</b>
811	PRIVATE ELEMENTARY EDUCATION	-	-	-	-	-
812	PRIVATE SECONDARY EDUCATION	185	-	-	236	758
813	PRIVATE TECHNICAL AND VOCATIONAL POST-SECONDARY NON-DEGREE EDUCATION	-	-	-	-	-
814	PRIVATE HIGHER EDUCATION	-	91	1,044	6,451	6,094
	<b>REGION XI - DAVAO</b>	<b>3,451</b>	<b>1,009</b>	<b>7,102</b>	<b>22,155</b>	<b>17,562</b>
811	PRIVATE ELEMENTARY EDUCATION	-	-	-	58	-
812	PRIVATE SECONDARY EDUCATION	-	-	-	-	2,658
813	PRIVATE TECHNICAL AND VOCATIONAL POST-SECONDARY NON-DEGREE EDUCATION	<u>a/</u>	<u>a/</u>	<u>a/</u>	<u>a/</u>	<u>a/</u>
814	PRIVATE HIGHER EDUCATION	3,451	886	5,516	21,623	14,903
815	PRIVATE ADULT AND OTHER EDUCATION	-	123	1,585	473	-

TABLE 7.1 NUMBER OF ESTABLISHMENTS AND CAPITAL EXPENDITURES BY TYPE OF FIXED ASSETS FOR PRIVATE EDUCATION ESTABLISHMENTS WITH AVERAGE TOTAL EMPLOYMENT OF 20 OR MORE BY REGION AND BY INDUSTRY GROUP: 2001 - Concluded

(Value in thousand pesos. Details may not add up to totals due to rounding.)

1994 PSIC CODE	REGION/ INDUSTRY DESCRIPTION	CAPITAL EXPENDITURES BY TYPE OF FIXED ASSETS				
		SYSTEM AND APPLICATION SOFTWARE	TELECOMMUNICA- TIONS EQUIPMENT	ELECTRONIC MACHINERY OTHER THAN TELECOMMU- NICATIONS EQUIPMENT	OTHER MACHINERY AND EQUIPMENT	OTHER FIXED ASSETS
		(7)	(8)	(9)	(10)	(11)
	<b>REGION XII - SOCCSKSARGEN</b>	-	176	7	5,940	3,977
811	PRIVATE ELEMENTARY EDUCATION	-	-	-	-	-
812	PRIVATE SECONDARY EDUCATION	-	-	-	2,878	-
813	PRIVATE TECHNICAL AND VOCATIONAL POST-SECONDARY NON-DEGREE EDUCATION	-	-	-	-	-
814	PRIVATE HIGHER EDUCATION	-	176	7	3,063	3,977
	<b>REGION XIII - Caraga</b>	354	6,323	-	1,005	2,225
811	PRIVATE ELEMENTARY EDUCATION	-	-	-	-	-
812	PRIVATE SECONDARY EDUCATION	-	-	-	17	175
813	PRIVATE TECHNICAL AND VOCATIONAL POST-SECONDARY NON-DEGREE EDUCATION	252	-	-	987	-
814	PRIVATE HIGHER EDUCATION	102	6,323	-	1	2,050
	<b>AUTONOMOUS REGION IN MUSLIM MINDANAO (ARMM)</b>	353	5	3	-	1,355
811	PRIVATE ELEMENTARY EDUCATION }					
812	PRIVATE SECONDARY EDUCATION }	-	-	-	-	-
813	PRIVATE TECHNICAL AND VOCATIONAL POST-SECONDARY NON-DEGREE EDUCATION }					
814	PRIVATE HIGHER EDUCATION }	353	5	3	-	1,355

a/ - data combined with PSIC 815

} - combined data

TABLE 8. NUMBER OF ESTABLISHMENTS AND BOOK VALUE OF FIXED ASSETS FOR PRIVATE EDUCATION ESTABLISHMENTS WITH AVERAGE TOTAL EMPLOYMENT OF 20 OR MORE BY INDUSTRY GROUP: 2001

(Value in thousand pesos. Details may not add up to totals due to rounding.)

1994 PSIC CODE	INDUSTRY DESCRIPTION	NUMBER OF ESTABLISHMENTS	BOOK VALUE OF FIXED ASSETS AS OF DECEMBER 31				
			TOTAL	LAND	BUILDINGS, OTHER STRUCTURES AND LAND IMPROVEMENT	ROAD VEHICLES & OTHER TRANSPORT EQUIPMENT	COMPUTERS AND PERIPHERALS
			(1)	(2)	(3)	(4)	(5)
<b>PHILIPPINES</b>		<b>2,060</b>	<b>61,841,092</b>	<b>14,494,393</b>	<b>34,254,403</b>	<b>1,062,902</b>	<b>2,610,129</b>
811	PRIVATE ELEMENTARY EDUCATION	342	4,376,755	864,143	2,833,318	214,650	89,137
812	PRIVATE SECONDARY EDUCATION	764	13,231,484	2,405,736	8,371,603	319,048	427,057
813	PRIVATE TECHNICAL AND VOCATIONAL POST-SECONDARY NON-DEGREE EDUCATION	218	2,040,490	266,277	955,121	30,137	362,130
814	PRIVATE HIGHER EDUCATION	714	42,098,104	10,949,692	22,024,494	497,910	1,726,187
815	PRIVATE ADULT AND OTHER EDUCATION	22	94,260	8,545	69,867	1,157	5,619

1994 PSIC CODE	INDUSTRY DESCRIPTION	BOOK VALUE OF FIXED ASSETS AS OF DECEMBER 31				
		SYSTEM AND APPLICATION SOFTWARE	TELECOM- MUNICATIONS EQUIPMENT	ELECTRONIC MACHINERY OTHER THAN TELECOMMUNICATIONS EQUIPMENT	OTHER MACHINERY AND EQUIPMENT	OTHER FIXED ASSETS
		(7)	(8)	(9)	(10)	(11)
<b>PHILIPPINES</b>		<b>107,176</b>	<b>242,818</b>	<b>480,984</b>	<b>6,612,752</b>	<b>1,971,636</b>
811	PRIVATE ELEMENTARY EDUCATION	5,010	13,385	2,591	205,590	148,931
812	PRIVATE SECONDARY EDUCATION	10,915	24,360	108,823	1,126,698	433,344
813	PRIVATE TECHNICAL AND VOCATIONAL POST-SECONDARY NON-DEGREE EDUCATION	1,925	26,843	9,443	307,593	81,021
814	PRIVATE HIGHER EDUCATION	88,732	178,231	360,108	4,965,552	1,307,197
815	PRIVATE ADULT AND OTHER EDUCATION	593	-	18	7,320	1,142

TABLE 8.1 NUMBER OF ESTABLISHMENTS AND BOOK VALUE OF FIXED ASSETS FOR PRIVATE EDUCATION ESTABLISHMENTS WITH AVERAGE TOTAL EMPLOYMENT OF 20 OR MORE BY REGION AND BY INDUSTRY GROUP: 2001 - Continued

(Value in thousand pesos. Details may not add up to totals due to rounding.)

1994 PSIC CODE	REGION/ INDUSTRY DESCRIPTION	NUMBER OF ESTABLISHMENTS	BOOK VALUE OF FIXED ASSETS AS OF DECEMBER 31				
			TOTAL	LAND	BUILDINGS, OTHER STRUCTURES AND LAND IMPROVEMENT	ROAD VEHICLES & OTHER TRANSPORT EQUIPMENT	COMPUTERS AND PERIPHERALS
			(1)	(2)	(3)	(4)	(5)
<b>PHILIPPINES</b>		<b>2,060</b>	<b>61,841,092</b>	<b>14,494,393</b>	<b>34,254,403</b>	<b>1,062,902</b>	<b>2,610,129</b>
<b>NATIONAL CAPITAL REGION (NCR)</b>		<b>528</b>	<b>29,740,666</b>	<b>7,387,509</b>	<b>17,431,879</b>	<b>572,273</b>	<b>1,148,316</b>
811	PRIVATE ELEMENTARY EDUCATION	103	2,938,764	591,145	1,911,133	140,505	51,631
812	PRIVATE SECONDARY EDUCATION	183	6,524,036	902,580	4,440,751	258,030	225,535
813	PRIVATE TECHNICAL AND VOCATIONAL POST-SECONDARY NON-DEGREE EDUCATION	76	1,037,086	101,787	471,450	7,037	221,348
814	PRIVATE HIGHER EDUCATION	149	19,177,238	5,784,091	10,559,217	166,313	649,802
815	PRIVATE ADULT AND OTHER EDUCATION	17	63,542	7,907	49,328	388	-
<b>CORDILLERA ADMINISTRATIVE REGION (CAR)</b>		<b>38</b>	<b>2,702,462</b>	<b>1,689,581</b>	<b>796,712</b>	<b>18,811</b>	<b>40,548</b>

TABLE 8.1 NUMBER OF ESTABLISHMENTS AND BOOK VALUE OF FIXED ASSETS FOR PRIVATE EDUCATION ESTABLISHMENTS  
WITH AVERAGE TOTAL EMPLOYMENT OF 20 OR MORE BY REGION AND BY INDUSTRY GROUP: 2001 - Continued

(Value in thousand pesos. Details may not add up to totals due to rounding.)

1994 PSIC CODE	REGION/ INDUSTRY DESCRIPTION	NUMBER OF ESTABLISHMENTS	BOOK VALUE OF FIXED ASSETS AS OF DECEMBER 31				
			TOTAL	LAND	BUILDINGS, OTHER STRUCTURES AND LAND IMPROVEMENT	ROAD VEHICLES & OTHER TRANSPORT EQUIPMENT	COMPUTERS AND PERIPHERALS
			(1)	(2)	(3)	(4)	(5)
811	PRIVATE ELEMENTARY EDUCATION	7	30,703	1,642	19,582	3,256	1,051
812	PRIVATE SECONDARY EDUCATION	14	90,593	1,456	53,181	-	25,152
813	PRIVATE TECHNICAL AND VOCATIONAL POST-SECONDARY NON-DEGREE EDUCATION	3	5,017	-	1,570	104	2,119
814	PRIVATE HIGHER EDUCATION	14	2,576,149	1,686,483	722,379	15,451	12,226
	<b>REGION I - ILOCOS</b>	<b>112</b>	<b>1,277,691</b>	<b>297,566</b>	<b>704,202</b>	<b>40,320</b>	<b>108,458</b>
811	PRIVATE ELEMENTARY EDUCATION	19	27,279	-	13,147	5,586	4,226
812	PRIVATE SECONDARY EDUCATION	41	142,722	27,657	77,928	-	17,433
813	PRIVATE TECHNICAL AND VOCATIONAL POST-SECONDARY NON-DEGREE EDUCATION	7	43,511	9,159	24,079	352	7,304
814	PRIVATE HIGHER EDUCATION	45	1,064,179	260,750	589,047	34,382	79,494
	<b>REGION II - CAGAYAN VALLEY</b>	<b>60</b>	<b>955,363</b>	<b>149,048</b>	<b>569,671</b>	<b>12,242</b>	<b>73,445</b>
811	PRIVATE ELEMENTARY EDUCATION	7	82,829	11,466	67,955	498	-
812	PRIVATE SECONDARY EDUCATION	23	99,173	4,961	74,364	905	4,514
813	PRIVATE TECHNICAL AND VOCATIONAL POST-SECONDARY NON-DEGREE EDUCATION	7	69,907	2,511	47,592	1,138	7,774
814	PRIVATE HIGHER EDUCATION	23	703,453	130,111	379,759	9,701	61,157
	<b>REGION III - CENTRAL LUZON</b>	<b>245</b>	<b>3,847,233</b>	<b>741,517</b>	<b>2,397,804</b>	<b>34,068</b>	<b>89,422</b>
811	PRIVATE ELEMENTARY EDUCATION	44	36,198	-	31,728	-	1,645
812	PRIVATE SECONDARY EDUCATION	112	2,164,111	423,489	1,356,459	16,915	5,820
813	PRIVATE TECHNICAL AND VOCATIONAL POST-SECONDARY NON-DEGREE EDUCATION	29	178,447	8,788	100,364	173	15,200
814	PRIVATE HIGHER EDUCATION	57	1,459,671	309,240	906,676	16,979	61,138
815	PRIVATE ADULT AND OTHER EDUCATION	3	8,806	-	2,577	-	5,619
	<b>REGION IV-A CALABARZON</b>	<b>298</b>	<b>6,495,286</b>	<b>1,269,814</b>	<b>3,747,780</b>	<b>77,663</b>	<b>293,389</b>
811	PRIVATE ELEMENTARY EDUCATION	82	483,830	159,961	269,264	16,624	6,754
812	PRIVATE SECONDARY EDUCATION	126	2,532,755	732,572	1,363,981	21,039	54,720
813	PRIVATE TECHNICAL AND VOCATIONAL POST-SECONDARY NON-DEGREE EDUCATION	17	164,442	30,700	77,583	1,859	28,153
814	PRIVATE HIGHER EDUCATION	73	3,314,259	346,582	2,036,952	38,142	203,762
	<b>REGION IV-B MIMAROPA</b>	<b>35</b>	<b>912,750</b>	<b>250,867</b>	<b>578,493</b>	<b>6,697</b>	<b>14,530</b>
811	PRIVATE ELEMENTARY EDUCATION	2	8,965	3,500	4,356	48	183
812	PRIVATE SECONDARY EDUCATION	12	56,312	-	39,093	-	6,284
813	PRIVATE TECHNICAL AND VOCATIONAL POST-SECONDARY NON-DEGREE EDUCATION						
814	PRIVATE HIGHER EDUCATION	21	847,472	247,367	535,043	6,649	8,062
	<b>REGION V - BICOL</b>	<b>93</b>	<b>1,172,826</b>	<b>290,970</b>	<b>612,737</b>	<b>21,785</b>	<b>85,231</b>



TABLE 8.1 NUMBER OF ESTABLISHMENTS AND BOOK VALUE OF FIXED ASSETS FOR PRIVATE EDUCATION ESTABLISHMENTS  
WITH AVERAGE TOTAL EMPLOYMENT OF 20 OR MORE BY REGION AND BY INDUSTRY GROUP: 2001 - Continued

(Value in thousand pesos. Details may not add up to totals due to rounding.)

1994 PSIC CODE	REGION/ INDUSTRY DESCRIPTION	NUMBER OF ESTABLISHMENTS	BOOK VALUE OF FIXED ASSETS AS OF DECEMBER 31				
			TOTAL	LAND	BUILDINGS, OTHER STRUCTURES AND LAND IMPROVEMENT	ROAD VEHICLES & OTHER TRANSPORT EQUIPMENT	COMPUTERS AND PERIPHERALS
			(1)	(2)	(3)	(4)	(5)
811	PRIVATE ELEMENTARY EDUCATION	8	49,672	10,443	37,047	707	-
812	PRIVATE SECONDARY EDUCATION	28	74,261	366	46,805	971	1,459
813	PRIVATE TECHNICAL AND VOCATIONAL POST-SECONDARY NON-DEGREE EDUCATION	9	104,986	32,612	54,398	4,050	6,812
814	PRIVATE HIGHER EDUCATION	48	943,907	247,550	474,487	16,057	76,961
	<b>REGION VI - WESTERN VISAYAS</b>	<b>136</b>	<b>2,167,161</b>	<b>444,766</b>	<b>1,086,539</b>	<b>72,061</b>	<b>80,857</b>
811	PRIVATE ELEMENTARY EDUCATION	12	196,491	30,000	88,577	32,017	300
812	PRIVATE SECONDARY EDUCATION	53	153,476	22,965	86,682	2,985	6,682
813	PRIVATE TECHNICAL AND VOCATIONAL POST-SECONDARY NON-DEGREE EDUCATION	15	13,823	-	-	-	11,293
814	PRIVATE HIGHER EDUCATION	56	1,803,371	391,801	911,279	37,059	62,582
	<b>REGION VII - CENTRAL VISAYAS</b>	<b>125</b>	<b>6,091,575</b>	<b>1,093,730</b>	<b>2,337,585</b>	<b>63,794</b>	<b>316,901</b>
811	PRIVATE ELEMENTARY EDUCATION	16	46,155	-	27,517	4,735	6,269
812	PRIVATE SECONDARY EDUCATION	50	619,672	208,494	314,744	7,010	50,981
813	PRIVATE TECHNICAL AND VOCATIONAL POST-SECONDARY NON-DEGREE EDUCATION	a/	a/	a/	a/	a/	a/
814	PRIVATE HIGHER EDUCATION	49	5,318,047	883,436	1,944,461	45,875	227,034
815	PRIVATE ADULT AND OTHER EDUCATION	10	107,701	1,800	50,863	6,174	32,617
	<b>REGION VIII - EASTERN VISAYAS</b>	<b>52</b>	<b>448,041</b>	<b>46,561</b>	<b>303,068</b>	<b>9,416</b>	<b>23,098</b>
811	PRIVATE ELEMENTARY EDUCATION }						
812	PRIVATE SECONDARY EDUCATION }	21	115,985	7,492	90,965	361	2,821
813	PRIVATE TECHNICAL AND VOCATIONAL POST-SECONDARY NON-DEGREE EDUCATION	5	4,175	-	-	-	3,432
814	PRIVATE HIGHER EDUCATION	26	327,880	39,069	212,103	9,055	16,844
	<b>REGION IX - ZAMBOANGA PENINSULA</b>	<b>43</b>	<b>867,648</b>	<b>70,704</b>	<b>623,621</b>	<b>17,708</b>	<b>41,048</b>
811	PRIVATE ELEMENTARY EDUCATION	6	7,892	-	2,799	362	240
812	PRIVATE SECONDARY EDUCATION	11	66,577	2,920	61,859	816	310
813	PRIVATE TECHNICAL AND VOCATIONAL POST-SECONDARY NON-DEGREE EDUCATION	4	821	-	-	-	698
814	PRIVATE HIGHER EDUCATION	22	792,357	67,784	558,963	16,530	39,800
	<b>REGION X - NORTHERN MINDANAO</b>	<b>78</b>	<b>1,602,831</b>	<b>166,907</b>	<b>1,051,088</b>	<b>53,071</b>	<b>59,334</b>
811	PRIVATE ELEMENTARY EDUCATION	11	267,481	28,171	213,600	5,485	12,326
812	PRIVATE SECONDARY EDUCATION	26	67,739	6,861	46,033	2,471	5,908
813	PRIVATE TECHNICAL AND VOCATIONAL POST-SECONDARY NON-DEGREE EDUCATION	11	37,813	3,938	24,140	1,659	1,065
814	PRIVATE HIGHER EDUCATION	30	1,229,798	127,937	767,314	43,456	40,035
	<b>REGION XI - DAVAO</b>	<b>80</b>	<b>2,231,514</b>	<b>326,966</b>	<b>1,348,165</b>	<b>37,432</b>	<b>116,129</b>

TABLE 8.1 NUMBER OF ESTABLISHMENTS AND BOOK VALUE OF FIXED ASSETS FOR PRIVATE EDUCATION ESTABLISHMENTS  
WITH AVERAGE TOTAL EMPLOYMENT OF 20 OR MORE BY REGION AND BY INDUSTRY GROUP: 2001 - Continued

(Value in thousand pesos. Details may not add up to totals due to rounding.)

1994 PSIC CODE	REGION/ INDUSTRY DESCRIPTION	NUMBER OF ESTABLISHMENTS	BOOK VALUE OF FIXED ASSETS AS OF DECEMBER 31					
			TOTAL	LAND	BUILDINGS, OTHER STRUCTURES AND LAND IMPROVEMENT	ROAD VEHICLES & OTHER TRANSPORT EQUIPMENT	COMPUTERS AND PERIPHERALS	
			(1)	(2)	(3)	(4)	(5)	(6)
811	PRIVATE ELEMENTARY EDUCATION	10	133,300	21,299	99,241	2,093	2,527	
812	PRIVATE SECONDARY EDUCATION	22	434,844	61,181	270,132	7,466	18,000	
813	PRIVATE TECHNICAL AND VOCATIONAL POST-SECONDARY NON-DEGREE EDUCATION	a/	a/	a/	a/	a/	a/	
814	PRIVATE HIGHER EDUCATION	40	1,611,265	236,348	952,198	26,336	89,687	
815	PRIVATE ADULT AND OTHER EDUCATION	8	52,105	8,138	26,593	1,538	5,914	
	<b>REGION XII - SOCCSKSARGEN</b>	<b>79</b>	<b>731,798</b>	<b>137,640</b>	<b>402,433</b>	<b>12,732</b>	<b>55,739</b>	
811	PRIVATE ELEMENTARY EDUCATION	9	14,758	1,125	10,754	1,212	1,581	
812	PRIVATE SECONDARY EDUCATION	26	44,392	3,348	36,244	-	901	
813	PRIVATE TECHNICAL AND VOCATIONAL POST-SECONDARY NON-DEGREE EDUCATION	13	28,067	1,950	9,071	260	2,261	
814	PRIVATE HIGHER EDUCATION	31	644,582	131,217	346,364	11,260	50,996	
	<b>REGION XIII - Caraga</b>	<b>37</b>	<b>497,203</b>	<b>114,425</b>	<b>205,545</b>	<b>8,501</b>	<b>60,092</b>	
811	PRIVATE ELEMENTARY EDUCATION	3	3,358	750	1,050	1,125	301	
812	PRIVATE SECONDARY EDUCATION	9	72,248	4,037	35,725	250	639	
813	PRIVATE TECHNICAL AND VOCATIONAL POST-SECONDARY NON-DEGREE EDUCATION	4	198,305	55,333	81,918	6,561	14,470	
814	PRIVATE HIGHER EDUCATION	21	223,293	54,305	86,852	565	44,682	
	<b>AUTONOMOUS REGION IN MUSLIM MINDANAO (ARMM)</b>	<b>21</b>	<b>99,043</b>	<b>15,822</b>	<b>57,083</b>	<b>4,329</b>	<b>3,592</b>	
811	PRIVATE ELEMENTARY EDUCATION	}	10	21,667	-	12,223	227	-
812	PRIVATE SECONDARY EDUCATION							
813	PRIVATE TECHNICAL AND VOCATIONAL POST-SECONDARY NON-DEGREE EDUCATION							
814	PRIVATE HIGHER EDUCATION	}	11	77,378	15,822	44,860	4,102	3,592

1994 PSIC CODE	REGION/ INDUSTRY DESCRIPTION	BOOK VALUE OF FIXED ASSETS AS OF DECEMBER 31				
		SYSTEM AND APPLICATION SOFTWARE	TELECOM- MUNICATIONS EQUIPMENT	ELECTRONIC MACHINERY OTHER THAN TELECOMMUNICATIONS EQUIPMENT	OTHER MACHINERY AND EQUIPMENT	OTHER FIXED ASSETS
		(7)	(8)	(9)	(10)	(11)
	<b>PHILIPPINES</b>	<b>107,176</b>	<b>242,818</b>	<b>480,984</b>	<b>6,612,752</b>	<b>1,971,636</b>
	<b>NATIONAL CAPITAL REGION (NCR)</b>	<b>49,644</b>	<b>84,363</b>	<b>115,694</b>	<b>2,308,173</b>	<b>642,814</b>
811	PRIVATE ELEMENTARY EDUCATION	2,326	2,395	322	131,400	107,907
812	PRIVATE SECONDARY EDUCATION	6,697	11,881	58,780	514,510	105,272
813	PRIVATE TECHNICAL AND VOCATIONAL POST-SECONDARY NON-DEGREE EDUCATION	164	7,636	3,088	190,299	34,278
814	PRIVATE HIGHER EDUCATION	40,457	62,452	53,503	1,467,023	394,380
815	PRIVATE ADULT AND OTHER EDUCATION	-	-	-	4,941	977

TABLE 8.1 NUMBER OF ESTABLISHMENTS AND BOOK VALUE OF FIXED ASSETS FOR PRIVATE EDUCATION ESTABLISHMENTS WITH AVERAGE TOTAL EMPLOYMENT OF 20 OR MORE BY REGION AND BY INDUSTRY GROUP: 2001 - Concluded

(Value in thousand pesos. Details may not add up to totals due to rounding.)

1994 PSIC CODE	REGION/ INDUSTRY DESCRIPTION	BOOK VALUE OF FIXED ASSETS AS OF DECEMBER 31				
		SYSTEM AND APPLICATION SOFTWARE	TELECOMMUNICA- TIONS EQUIPMENT	ELECTRONIC MACHINERY OTHER THAN TELECOMMU- NICATIONS EQUIPMENT	OTHER MACHINERY AND EQUIPMENT	OTHER FIXED ASSETS
		(7)	(8)	(9)	(10)	(11)
	<b>CORDILLERA ADMINISTRATIVE REGION (CAR)</b>	<b>3,416</b>	<b>1,599</b>	<b>839</b>	<b>104,120</b>	<b>46,837</b>
811	PRIVATE ELEMENTARY EDUCATION	-	162	-	1,988	3,022
812	PRIVATE SECONDARY EDUCATION	-	18	-	4,799	5,988
813	PRIVATE TECHNICAL AND VOCATIONAL POST-SECONDARY NON-DEGREE EDUCATION	111	38	-	774	303
814	PRIVATE HIGHER EDUCATION	3,305	1,382	839	96,560	37,525
	<b>REGION I - ILOCOS</b>	<b>328</b>	<b>670</b>	<b>3,716</b>	<b>79,803</b>	<b>42,629</b>
811	PRIVATE ELEMENTARY EDUCATION	-	-	-	2,591	1,728
812	PRIVATE SECONDARY EDUCATION	-	-	1,438	6,290	11,976
813	PRIVATE TECHNICAL AND VOCATIONAL POST-SECONDARY NON-DEGREE EDUCATION	-	-	-	1,962	655
814	PRIVATE HIGHER EDUCATION	328	670	2,278	68,959	28,270
	<b>REGION II - CAGAYAN VALLEY</b>	<b>3,199</b>	<b>2,365</b>	<b>2,038</b>	<b>85,462</b>	<b>57,892</b>
811	PRIVATE ELEMENTARY EDUCATION	-	-	-	1,799	1,112
812	PRIVATE SECONDARY EDUCATION	-	-	1,966	12,000	462
813	PRIVATE TECHNICAL AND VOCATIONAL POST-SECONDARY NON-DEGREE EDUCATION	-	-	72	6,271	4,550
814	PRIVATE HIGHER EDUCATION	3,199	2,365	-	65,392	51,769
	<b>REGION III - CENTRAL LUZON</b>	<b>18,323</b>	<b>4,758</b>	<b>19,344</b>	<b>352,954</b>	<b>189,044</b>
811	PRIVATE ELEMENTARY EDUCATION	-	1,297	-	1,528	-
812	PRIVATE SECONDARY EDUCATION	150	433	16,841	215,673	128,331
813	PRIVATE TECHNICAL AND VOCATIONAL POST-SECONDARY NON-DEGREE EDUCATION	-	-	1,648	34,977	17,296
814	PRIVATE HIGHER EDUCATION	17,580	3,029	837	100,776	43,418
815	PRIVATE ADULT AND OTHER EDUCATION	593	-	18	-	-
	<b>REGION IV-A CALABARZON</b>	<b>5,069</b>	<b>13,083</b>	<b>187,514</b>	<b>691,598</b>	<b>209,374</b>
811	PRIVATE ELEMENTARY EDUCATION	1,000	-	-	15,894	14,333
812	PRIVATE SECONDARY EDUCATION	2,056	1,997	13,282	228,739	114,369
813	PRIVATE TECHNICAL AND VOCATIONAL POST-SECONDARY NON-DEGREE EDUCATION	-	2,240	-	19,168	4,739
814	PRIVATE HIGHER EDUCATION	2,013	8,847	174,232	427,797	75,933
	<b>REGION IV-B MIMAROPA</b>	<b>989</b>	<b>-</b>	<b>38</b>	<b>35,848</b>	<b>25,288</b>
811	PRIVATE ELEMENTARY EDUCATION	-	-	11	694	173
812	PRIVATE SECONDARY EDUCATION	-	-	27	7,249	3,659
813	PRIVATE TECHNICAL AND VOCATIONAL POST-SECONDARY NON-DEGREE EDUCATION	}	}	-	-	-
814	PRIVATE HIGHER EDUCATION	989	-	-	27,905	21,457

TABLE 8.1 NUMBER OF ESTABLISHMENTS AND BOOK VALUE OF FIXED ASSETS FOR PRIVATE EDUCATION ESTABLISHMENTS  
WITH AVERAGE TOTAL EMPLOYMENT OF 20 OR MORE BY REGION AND BY INDUSTRY GROUP: 2001 - Concluded

(Value in thousand pesos. Details may not add up to totals due to rounding.)

1994 PSIC CODE	REGION/ INDUSTRY DESCRIPTION	BOOK VALUE OF FIXED ASSETS AS OF DECEMBER 31				
		SYSTEM AND APPLICATION SOFTWARE	TELECOMMUNICA- TIONS EQUIPMENT	ELECTRONIC MACHINERY OTHER THAN TELECOMMU- NICATIONS EQUIPMENT	OTHER MACHINERY AND EQUIPMENT	OTHER FIXED ASSETS
		(7)	(8)	(9)	(10)	(11)
	<b>REGION V - BICOL</b>	<b>4,677</b>	<b>5,143</b>	<b>15,532</b>	<b>110,786</b>	<b>25,967</b>
811	PRIVATE ELEMENTARY EDUCATION	-	-	-	512	962
812	PRIVATE SECONDARY EDUCATION	-	897	-	22,950	814
813	PRIVATE TECHNICAL AND VOCATIONAL POST-SECONDARY NON-DEGREE EDUCATION	18	-	1,800	3,762	1,534
814	PRIVATE HIGHER EDUCATION	4,658	4,246	13,732	83,562	22,656
	<b>REGION VI - WESTERN VISAYAS</b>	<b>3,421</b>	<b>12,646</b>	<b>7,631</b>	<b>403,842</b>	<b>55,399</b>
811	PRIVATE ELEMENTARY EDUCATION	1,684	8,905	1,371	22,098	11,539
812	PRIVATE SECONDARY EDUCATION	-	-	-	27,975	6,187
813	PRIVATE TECHNICAL AND VOCATIONAL POST-SECONDARY NON-DEGREE EDUCATION	-	-	-	1,209	1,321
814	PRIVATE HIGHER EDUCATION	1,736	3,741	6,260	352,560	36,352
	<b>REGION VII - CENTRAL VISAYAS</b>	<b>7,512</b>	<b>15,626</b>	<b>20,461</b>	<b>1,858,534</b>	<b>377,434</b>
811	PRIVATE ELEMENTARY EDUCATION	-	-	-	3,268	4,365
812	PRIVATE SECONDARY EDUCATION	817	261	500	22,254	14,612
813	PRIVATE TECHNICAL AND VOCATIONAL POST-SECONDARY NON-DEGREE EDUCATION	a/	a/	a/	a/	a/
814	PRIVATE HIGHER EDUCATION	5,795	14,690	19,646	1,827,704	349,406
815	PRIVATE ADULT AND OTHER EDUCATION	900	675	315	5,307	9,050
	<b>REGION VIII - EASTERN VISAYAS</b>	<b>527</b>	<b>387</b>	<b>542</b>	<b>52,093</b>	<b>12,349</b>
811	PRIVATE ELEMENTARY EDUCATION					
812	PRIVATE SECONDARY EDUCATION	-	40	32	10,388	3,886
813	PRIVATE TECHNICAL AND VOCATIONAL POST-SECONDARY NON-DEGREE EDUCATION	-	-	-	344	398
814	PRIVATE HIGHER EDUCATION	527	347	510	41,360	8,065
	<b>REGION IX - ZAMBOANGA PENINSULA</b>	<b>800</b>	<b>514</b>	<b>-</b>	<b>47,480</b>	<b>65,771</b>
811	PRIVATE ELEMENTARY EDUCATION	-	-	-	4,119	371
812	PRIVATE SECONDARY EDUCATION	-	-	-	-	673
813	PRIVATE TECHNICAL AND VOCATIONAL POST-SECONDARY NON-DEGREE EDUCATION	-	-	-	80	43
814	PRIVATE HIGHER EDUCATION	800	514	-	43,281	64,684
	<b>REGION X - NORTHERN MINDANAO</b>	<b>1,366</b>	<b>32,239</b>	<b>7,965</b>	<b>157,581</b>	<b>73,281</b>
811	PRIVATE ELEMENTARY EDUCATION	-	-	-	7,899	-
812	PRIVATE SECONDARY EDUCATION	185	-	-	4,345	1,937
813	PRIVATE TECHNICAL AND VOCATIONAL POST-SECONDARY NON-DEGREE EDUCATION	15	50	-	4,248	2,697
814	PRIVATE HIGHER EDUCATION	1,166	32,189	7,965	141,089	68,646

TABLE 8.1 NUMBER OF ESTABLISHMENTS AND BOOK VALUE OF FIXED ASSETS FOR PRIVATE EDUCATION ESTABLISHMENTS  
WITH AVERAGE TOTAL EMPLOYMENT OF 20 OR MORE BY REGION AND BY INDUSTRY GROUP: 2001 - Concluded

(Value in thousand pesos. Details may not add up to totals due to rounding.)

1994 PSIC CODE	REGION/ INDUSTRY DESCRIPTION	BOOK VALUE OF FIXED ASSETS AS OF DECEMBER 31				
		SYSTEM AND APPLICATION SOFTWARE	TELECOMMUNICA- TIONS EQUIPMENT	ELECTRONIC MACHINERY OTHER THAN TELECOMMU- NICATIONS EQUIPMENT	OTHER MACHINERY AND EQUIPMENT	OTHER FIXED ASSETS
		(7)	(8)	(9)	(10)	(11)
	<b>REGION XI - DAVAO</b>	<b>6,378</b>	<b>24,512</b>	<b>99,027</b>	<b>166,384</b>	<b>106,522</b>
811	PRIVATE ELEMENTARY EDUCATION	-	500	855	4,750	2,036
812	PRIVATE SECONDARY EDUCATION	1,009	8,874	15,988	21,177	31,016
813	PRIVATE TECHNICAL AND VOCATIONAL POST-SECONDARY NON-DEGREE EDUCATION	a/	a/	a/	a/	a/
814	PRIVATE HIGHER EDUCATION	5,368	14,767	79,679	135,196	71,685
815	PRIVATE ADULT AND OTHER EDUCATION	-	371	2,504	5,261	1,786
	<b>REGION XII - SOCCSKSARGEN</b>	<b>-</b>	<b>5,724</b>	<b>628</b>	<b>89,909</b>	<b>23,096</b>
811	PRIVATE ELEMENTARY EDUCATION	-	87	-	-	-
812	PRIVATE SECONDARY EDUCATION	-	-	-	-	-
813	PRIVATE TECHNICAL AND VOCATIONAL POST-SECONDARY NON-DEGREE EDUCATION	-	653	-	12,570	1,300
814	PRIVATE HIGHER EDUCATION	-	4,984	628	77,338	21,796
	<b>REGION XIII - Caraga</b>	<b>852</b>	<b>39,161</b>	<b>-</b>	<b>58,123</b>	<b>10,504</b>
811	PRIVATE ELEMENTARY EDUCATION	-	-	-	132	-
812	PRIVATE SECONDARY EDUCATION	-	-	-	28,217	3,379
813	PRIVATE TECHNICAL AND VOCATIONAL POST-SECONDARY NON-DEGREE EDUCATION	710	15,172	-	22,903	1,237
814	PRIVATE HIGHER EDUCATION	142	23,989	-	6,870	5,888
	<b>AUTONOMOUS REGION IN MUSLIM MINDANAO (ARMM)</b>	<b>676</b>	<b>28</b>	<b>15</b>	<b>10,064</b>	<b>7,434</b>
811	PRIVATE ELEMENTARY EDUCATION	}	-	-	7,049	2,167
812	PRIVATE SECONDARY EDUCATION					
813	PRIVATE TECHNICAL AND VOCATIONAL POST-SECONDARY NON-DEGREE EDUCATION					
814	PRIVATE HIGHER EDUCATION	676	28	15	3,015	5,268

a/ - data combined with PSIC 815

} - combined data

TABLE 9. NUMBER OF ESTABLISHMENTS AND SALE OF FIXED ASSETS BY TYPE FOR PRIVATE EDUCATION ESTABLISHMENTS WITH AVERAGE TOTAL EMPLOYMENT OF 20 OR MORE BY INDUSTRY GROUP: 2001

(Value in thousand pesos. Details may not add up to totals due to rounding.)

1994 PSIC CODE	INDUSTRY DESCRIPTION	NUMBER OF ESTABLISHMENTS	SALE OF FIXED ASSETS IN 2001					
			TOTAL	LAND	BUILDINGS, OTHER STRUCTURES AND LAND IMPROVEMENT	ROAD VEHICLES & OTHER TRANSPORT EQUIPMENT	MACHINERY AND OTHER EQUIPMENT	OTHER FIXED ASSETS
			(1)	(2)	(3)	(4)	(5)	(6)
	<b>PHILIPPINES</b>	<b>2,060</b>	<b>10,204</b>	<b>258</b>	<b>200</b>	<b>9,437</b>	<b>209</b>	<b>101</b>
811	PRIVATE ELEMENTARY EDUCATION	342	2,504	-	-	2,456	-	48
812	PRIVATE SECONDARY EDUCATION	764	1,042	-	-	1,042	-	-
813	PRIVATE TECHNICAL AND VOCATIONAL POST-SECONDARY NON-DEGREE EDUCATION	218	725	-	-	725	-	-
814	PRIVATE HIGHER EDUCATION	714	5,934	258	200	5,215	209	52
815	PRIVATE ADULT AND OTHER EDUCATION	22	-	-	-	-	-	-

TABLE 9.1 NUMBER OF ESTABLISHMENTS AND SALE OF FIXED ASSETS BY TYPE FOR PRIVATE EDUCATION ESTABLISHMENTS WITH AVERAGE TOTAL EMPLOYMENT OF 20 OR MORE BY REGION AND BY INDUSTRY GROUP: 2001 - Concluded

(Value in thousand pesos. Details may not add up to totals due to rounding.)

1994 PSIC CODE	REGION/ INDUSTRY DESCRIPTION	NUMBER OF ESTABLISHMENTS	SALE OF FIXED ASSETS IN 2001					
			TOTAL	LAND	BUILDINGS, OTHER STRUCTURES AND LAND IMPROVEMENT	ROAD VEHICLES & OTHER TRANSPORT EQUIPMENT	MACHINERY AND OTHER EQUIPMENT	OTHER FIXED ASSETS
			(1)	(2)	(3)	(4)	(5)	(6)
	<b>PHILIPPINES</b>	<b>2,060</b>	<b>10,204</b>	<b>258</b>	<b>200</b>	<b>9,437</b>	<b>209</b>	<b>101</b>
	<b>NATIONAL CAPITAL REGION (NCR)</b>	<b>528</b>	<b>7,807</b>	<b>-</b>	<b>200</b>	<b>7,298</b>	<b>209</b>	<b>101</b>
811	PRIVATE ELEMENTARY EDUCATION	103	2,354	-	-	2,306	-	48
812	PRIVATE SECONDARY EDUCATION	183	454	-	-	454	-	-
813	PRIVATE TECHNICAL AND VOCATIONAL POST-SECONDARY NON-DEGREE EDUCATION	76	725	-	-	725	-	-
814	PRIVATE HIGHER EDUCATION	149	4,274	-	200	3,813	209	52
815	PRIVATE ADULT AND OTHER EDUCATION	17	-	-	-	-	-	-
	<b>CORDILLERA ADMINISTRATIVE REGION (CAR)</b>	<b>38</b>	<b>-</b>	<b>-</b>	<b>-</b>	<b>-</b>	<b>-</b>	<b>-</b>
811	PRIVATE ELEMENTARY EDUCATION	7	-	-	-	-	-	-
812	PRIVATE SECONDARY EDUCATION	14	-	-	-	-	-	-
813	PRIVATE TECHNICAL AND VOCATIONAL POST-SECONDARY NON-DEGREE EDUCATION	3	-	-	-	-	-	-
814	PRIVATE HIGHER EDUCATION	14	-	-	-	-	-	-
	<b>REGION I - ILOCOS</b>	<b>112</b>	<b>-</b>	<b>-</b>	<b>-</b>	<b>-</b>	<b>-</b>	<b>-</b>
811	PRIVATE ELEMENTARY EDUCATION	19	-	-	-	-	-	-
812	PRIVATE SECONDARY EDUCATION	41	-	-	-	-	-	-
813	PRIVATE TECHNICAL AND VOCATIONAL POST-SECONDARY NON-DEGREE EDUCATION	7	-	-	-	-	-	-
814	PRIVATE HIGHER EDUCATION	45	-	-	-	-	-	-
	<b>REGION II - CAGAYAN VALLEY</b>	<b>60</b>	<b>588</b>	<b>-</b>	<b>-</b>	<b>588</b>	<b>-</b>	<b>-</b>

TABLE 9.1 NUMBER OF ESTABLISHMENTS AND SALE OF FIXED ASSETS BY TYPE FOR PRIVATE EDUCATION ESTABLISHMENTS  
WITH AVERAGE TOTAL EMPLOYMENT OF 20 OR MORE BY REGION AND BY INDUSTRY GROUP: 2001 - Concluded

(Value in thousand pesos. Details may not add up to totals due to rounding.)

1994 PSIC CODE	REGION/ INDUSTRY DESCRIPTION	NUMBER OF ESTABLISHMENTS	SALE OF FIXED ASSETS IN 2001					
			TOTAL	LAND	BUILDINGS, OTHER STRUCTURES AND LAND IMPROVEMENT	ROAD VEHICLES & OTHER TRANSPORT EQUIPMENT	MACHINERY AND OTHER EQUIPMENT	OTHER FIXED ASSETS
			(1)	(2)	(3)	(4)	(5)	(6)
811	PRIVATE ELEMENTARY EDUCATION	7	-	-	-	-	-	-
812	PRIVATE SECONDARY EDUCATION	23	188	-	-	188	-	-
813	PRIVATE TECHNICAL AND VOCATIONAL POST-SECONDARY NON-DEGREE EDUCATION	7	-	-	-	-	-	-
814	PRIVATE HIGHER EDUCATION	23	400	-	-	400	-	-
	<b>REGION III - CENTRAL LUZON</b>	<b>245</b>	<b>658</b>	<b>258</b>	-	<b>400</b>	-	-
811	PRIVATE ELEMENTARY EDUCATION	44	-	-	-	-	-	-
812	PRIVATE SECONDARY EDUCATION	112	400	-	-	400	-	-
813	PRIVATE TECHNICAL AND VOCATIONAL POST-SECONDARY NON-DEGREE EDUCATION	29	-	-	-	-	-	-
814	PRIVATE HIGHER EDUCATION	57	258	258	-	-	-	-
815	PRIVATE ADULT AND OTHER EDUCATION	3	-	-	-	-	-	-
	<b>REGION IV-A CALABARZON</b>	<b>298</b>	<b>168</b>	-	-	<b>168</b>	-	-
811	PRIVATE ELEMENTARY EDUCATION	82	-	-	-	-	-	-
812	PRIVATE SECONDARY EDUCATION	126	-	-	-	-	-	-
813	PRIVATE TECHNICAL AND VOCATIONAL POST-SECONDARY NON-DEGREE EDUCATION	17	-	-	-	-	-	-
814	PRIVATE HIGHER EDUCATION	73	168	-	-	168	-	-
	<b>REGION IV-B MIMAROPA</b>	<b>35</b>	-	-	-	-	-	-
811	PRIVATE ELEMENTARY EDUCATION	2	-	-	-	-	-	-
812	PRIVATE SECONDARY EDUCATION	12	-	-	-	-	-	-
813	PRIVATE TECHNICAL AND VOCATIONAL POST-SECONDARY NON-DEGREE EDUCATION	21	-	-	-	-	-	-
814	PRIVATE HIGHER EDUCATION	21	-	-	-	-	-	-
	<b>REGION V - BICOL</b>	<b>93</b>	-	-	-	-	-	-
811	PRIVATE ELEMENTARY EDUCATION	8	-	-	-	-	-	-
812	PRIVATE SECONDARY EDUCATION	28	-	-	-	-	-	-
813	PRIVATE TECHNICAL AND VOCATIONAL POST-SECONDARY NON-DEGREE EDUCATION	9	-	-	-	-	-	-
814	PRIVATE HIGHER EDUCATION	48	-	-	-	-	-	-
	<b>REGION VI - WESTERN VISAYAS</b>	<b>136</b>	-	-	-	-	-	-
811	PRIVATE ELEMENTARY EDUCATION	12	-	-	-	-	-	-
812	PRIVATE SECONDARY EDUCATION	53	-	-	-	-	-	-
813	PRIVATE TECHNICAL AND VOCATIONAL POST-SECONDARY NON-DEGREE EDUCATION	15	-	-	-	-	-	-
814	PRIVATE HIGHER EDUCATION	56	-	-	-	-	-	-
	<b>REGION VII - CENTRAL VISAYAS</b>	<b>125</b>	-	-	-	-	-	-

TABLE 9.1 NUMBER OF ESTABLISHMENTS AND SALE OF FIXED ASSETS BY TYPE FOR PRIVATE EDUCATION ESTABLISHMENTS  
WITH AVERAGE TOTAL EMPLOYMENT OF 20 OR MORE BY REGION AND BY INDUSTRY GROUP: 2001 - Concluded

(Value in thousand pesos. Details may not add up to totals due to rounding.)

1994 PSIC CODE	REGION/ INDUSTRY DESCRIPTION	NUMBER OF ESTABLISHMENTS	SALE OF FIXED ASSETS IN 2001					
			TOTAL	LAND	BUILDINGS, OTHER STRUCTURES AND LAND IMPROVEMENT	ROAD VEHICLES & OTHER TRANSPORT EQUIPMENT	MACHINERY AND OTHER EQUIPMENT	OTHER FIXED ASSETS
			(1)	(2)	(3)	(4)	(5)	(6)
811	PRIVATE ELEMENTARY EDUCATION	16	-	-	-	-	-	-
812	PRIVATE SECONDARY EDUCATION	50	-	-	-	-	-	
813	PRIVATE TECHNICAL AND VOCATIONAL POST-SECONDARY NON-DEGREE EDUCATION	<u>a/</u>	<u>a/</u>	<u>a/</u>	<u>a/</u>	<u>a/</u>	<u>a/</u>	<u>a/</u>
814	PRIVATE HIGHER EDUCATION	49	-	-	-	-	-	
815	PRIVATE ADULT AND OTHER EDUCATION	10	-	-	-	-	-	
	<b>REGION VIII - EASTERN VISAYAS</b>	<b>52</b>	-	-	-	-	-	
811	PRIVATE ELEMENTARY EDUCATION	} 21	-	-	-	-	-	
812	PRIVATE SECONDARY EDUCATION							
813	PRIVATE TECHNICAL AND VOCATIONAL POST-SECONDARY NON-DEGREE EDUCATION							
814	PRIVATE HIGHER EDUCATION	26	-	-	-	-	-	
	<b>REGION IX - ZAMBOANGA PENINSULA</b>	<b>43</b>	<b>400</b>	-	-	<b>400</b>	-	
811	PRIVATE ELEMENTARY EDUCATION	6	-	-	-	-	-	
812	PRIVATE SECONDARY EDUCATION	11	-	-	-	-	-	
813	PRIVATE TECHNICAL AND VOCATIONAL POST-SECONDARY NON-DEGREE EDUCATION	4	-	-	-	-	-	
814	PRIVATE HIGHER EDUCATION	22	400	-	-	400	-	
	<b>REGION X - NORTHERN MINDANAO</b>	<b>78</b>	<b>435</b>	-	-	<b>435</b>	-	
811	PRIVATE ELEMENTARY EDUCATION	11	-	-	-	-	-	
812	PRIVATE SECONDARY EDUCATION	26	-	-	-	-	-	
813	PRIVATE TECHNICAL AND VOCATIONAL POST-SECONDARY NON-DEGREE EDUCATION	11	-	-	-	-	-	
814	PRIVATE HIGHER EDUCATION	30	435	-	-	435	-	
	<b>REGION XI - DAVAO</b>	<b>80</b>	<b>150</b>	-	-	<b>150</b>	-	
811	PRIVATE ELEMENTARY EDUCATION	10	150	-	-	150	-	
812	PRIVATE SECONDARY EDUCATION	22	-	-	-	-	-	
813	PRIVATE TECHNICAL AND VOCATIONAL POST-SECONDARY NON-DEGREE EDUCATION	<u>a/</u>	<u>a/</u>	<u>a/</u>	<u>a/</u>	<u>a/</u>	<u>a/</u>	
814	PRIVATE HIGHER EDUCATION	40	-	-	-	-	-	
815	PRIVATE ADULT AND OTHER EDUCATION	8	-	-	-	-	-	
	<b>REGION XII - SOCCSKSARGEN</b>	<b>79</b>	-	-	-	-	-	
811	PRIVATE ELEMENTARY EDUCATION	9	-	-	-	-	-	
812	PRIVATE SECONDARY EDUCATION	26	-	-	-	-	-	
813	PRIVATE TECHNICAL AND VOCATIONAL POST-SECONDARY NON-DEGREE EDUCATION	13	-	-	-	-	-	
814	PRIVATE HIGHER EDUCATION	31	-	-	-	-	-	



TABLE 9.1 NUMBER OF ESTABLISHMENTS AND SALE OF FIXED ASSETS BY TYPE FOR PRIVATE EDUCATION ESTABLISHMENTS  
WITH AVERAGE TOTAL EMPLOYMENT OF 20 OR MORE BY REGION AND BY INDUSTRY GROUP: 2001 - Concluded

(Value in thousand pesos. Details may not add up to totals due to rounding.)

1994 PSIC CODE	REGION/ INDUSTRY DESCRIPTION	NUMBER OF ESTABLISHMENTS	SALE OF FIXED ASSETS IN 2001					
			TOTAL	LAND	BUILDINGS, OTHER STRUCTURES AND LAND IMPROVEMENT	ROAD VEHICLES & OTHER TRANSPORT EQUIPMENT	MACHINERY AND OTHER EQUIPMENT	OTHER FIXED ASSETS
			(1)	(2)	(3)	(4)	(5)	(6)
	<b>REGION XIII - Caraga</b>	<b>37</b>	-	-	-	-	-	-
811	PRIVATE ELEMENTARY EDUCATION	3	-	-	-	-	-	-
812	PRIVATE SECONDARY EDUCATION	9	-	-	-	-	-	-
813	PRIVATE TECHNICAL AND VOCATIONAL POST-SECONDARY NON-DEGREE EDUCATION	4	-	-	-	-	-	-
814	PRIVATE HIGHER EDUCATION	21	-	-	-	-	-	-
	<b>AUTONOMOUS REGION IN MUSLIM MINDANAO (ARMM)</b>	<b>21</b>	-	-	-	-	-	-
811	PRIVATE ELEMENTARY EDUCATION }	10	-	-	-	-	-	-
812	PRIVATE SECONDARY EDUCATION }							
813	PRIVATE TECHNICAL AND VOCATIONAL POST-SECONDARY NON-DEGREE EDUCATION }							
814	PRIVATE HIGHER EDUCATION }	11	-	-	-	-	-	-

a/ - data combined with PSIC 815

} - combined data

TABLE 10. NUMBER OF ESTABLISHMENTS AND VALUE OF INVENTORIES BY TYPE FOR PRIVATE EDUCATION ESTABLISHMENTS WITH AVERAGE TOTAL EMPLOYMENT OF 20 OR MORE BY INDUSTRY GROUP: 2001

(Value in thousand pesos. Details may not add up to totals due to rounding.)

1994 PSIC CODE	INDUSTRY DESCRIPTION	NUMBER OF ESTABLISHMENTS	VALUE OF INVENTORIES AS OF JANUARY 1			
			TOTAL	GOODS FOR RESALE	MATERIALS,FUELS, CONTAINERS AND SUPPLIES	OTHER INVENTORIES
			(1)	(2)	(3)	(4)
<b>PHILIPPINES</b>		<b>2,060</b>	<b>338,326</b>	<b>89,140</b>	<b>247,630</b>	<b>1,556</b>
811	PRIVATE ELEMENTARY EDUCATION	342	25,784	6,395	19,103	285
812	PRIVATE SECONDARY EDUCATION	764	45,934	6,237	39,697	-
813	PRIVATE TECHNICAL AND VOCATIONAL POST-SECONDARY NON-DEGREE EDUCATION	218	54,561	23,655	30,906	-
814	PRIVATE HIGHER EDUCATION	714	211,565	52,852	157,442	1,271
815	PRIVATE ADULT AND OTHER EDUCATION	22	482	-	482	-

1994 PSIC CODE	INDUSTRY DESCRIPTION	VALUE OF INVENTORIES AS OF DECEMBER 31			
		TOTAL	GOODS FOR RESALE	MATERIALS,FUELS, CONTAINERS AND SUPPLIES	OTHER INVENTORIES
		(6)	(7)	(8)	(9)
<b>PHILIPPINES</b>		<b>360,668</b>	<b>100,239</b>	<b>259,397</b>	<b>1,032</b>
811	PRIVATE ELEMENTARY EDUCATION	20,671	7,218	13,324	128
812	PRIVATE SECONDARY EDUCATION	47,285	6,355	40,930	-
813	PRIVATE TECHNICAL AND VOCATIONAL POST-SECONDARY NON-DEGREE EDUCATION	64,052	31,513	32,538	1
814	PRIVATE HIGHER EDUCATION	226,108	55,153	170,052	903
815	PRIVATE ADULT AND OTHER EDUCATION	2,552	-	2,552	-

TABLE 10.1 NUMBER OF ESTABLISHMENTS AND VALUE OF INVENTORIES BY TYPE FOR PRIVATE EDUCATION ESTABLISHMENTS WITH AVERAGE TOTAL EMPLOYMENT OF 20 OR MORE BY REGION AND BY INDUSTRY GROUP: 2001 - Continued

(Value in thousand pesos. Details may not add up to totals due to rounding.)

1994 PSIC CODE	REGION/ INDUSTRY DESCRIPTION	NUMBER OF ESTABLISHMENTS	VALUE OF INVENTORIES AS OF JANUARY 1			
			TOTAL	GOODS FOR RESALE	MATERIALS,FUELS, CONTAINERS AND SUPPLIES	OTHER INVENTORIES
			(1)	(2)	(3)	(4)
<b>PHILIPPINES</b>		<b>2,060</b>	<b>338,326</b>	<b>89,140</b>	<b>247,630</b>	<b>1,556</b>
<b>NATIONAL CAPITAL REGION (NCR)</b>		<b>528</b>	<b>137,513</b>	<b>43,667</b>	<b>93,845</b>	<b>-</b>
811	PRIVATE ELEMENTARY EDUCATION	103	11,153	11	11,142	-
812	PRIVATE SECONDARY EDUCATION	183	20,211	3,801	16,411	-
813	PRIVATE TECHNICAL AND VOCATIONAL POST-SECONDARY NON-DEGREE EDUCATION	76	36,975	16,205	20,770	-
814	PRIVATE HIGHER EDUCATION	149	69,072	23,650	45,422	-
815	PRIVATE ADULT AND OTHER EDUCATION	17	101	-	101	-
<b>CORDILLERA ADMINISTRATIVE REGION (CAR)</b>		<b>38</b>	<b>14,054</b>	<b>285</b>	<b>13,769</b>	<b>-</b>
811	PRIVATE ELEMENTARY EDUCATION	7	1,610	-	1,610	-
812	PRIVATE SECONDARY EDUCATION	14	164	-	164	-
813	PRIVATE TECHNICAL AND VOCATIONAL POST-SECONDARY NON-DEGREE EDUCATION	3	-	-	-	-
814	PRIVATE HIGHER EDUCATION	14	12,281	285	11,996	-

TABLE 10.1 NUMBER OF ESTABLISHMENTS AND VALUE OF INVENTORIES BY TYPE FOR PRIVATE EDUCATION ESTABLISHMENTS  
WITH AVERAGE TOTAL EMPLOYMENT OF 20 OR MORE BY REGION AND BY INDUSTRY GROUP: 2001 - Continued

(Value in thousand pesos. Details may not add up to totals due to rounding.)

1994 PSIC CODE	REGION/ INDUSTRY DESCRIPTION	NUMBER OF ESTABLISHMENTS	VALUE OF INVENTORIES AS OF JANUARY 1			
			TOTAL	GOODS FOR RESALE	MATERIALS,FUELS, CONTAINERS AND SUPPLIES	OTHER INVENTORIES
		(1)	(2)	(3)	(4)	(5)
<b>REGION I - ILOCOS</b>		<b>112</b>	<b>12,629</b>	<b>8,266</b>	<b>4,363</b>	<b>-</b>
811	PRIVATE ELEMENTARY EDUCATION	19	357	-	357	-
812	PRIVATE SECONDARY EDUCATION	41	2,659	819	1,840	-
813	PRIVATE TECHNICAL AND VOCATIONAL POST-SECONDARY NON-DEGREE EDUCATION	7	62	-	62	-
814	PRIVATE HIGHER EDUCATION	45	9,552	7,448	2,104	-
<b>REGION II - CAGAYAN VALLEY</b>		<b>60</b>	<b>10,568</b>	<b>3,718</b>	<b>6,850</b>	<b>-</b>
811	PRIVATE ELEMENTARY EDUCATION	7	-	-	-	-
812	PRIVATE SECONDARY EDUCATION	23	275	-	275	-
813	PRIVATE TECHNICAL AND VOCATIONAL POST-SECONDARY NON-DEGREE EDUCATION	7	46	-	46	-
814	PRIVATE HIGHER EDUCATION	23	10,246	3,718	6,529	-
<b>REGION III - CENTRAL LUZON</b>		<b>245</b>	<b>18,238</b>	<b>926</b>	<b>16,661</b>	<b>651</b>
811	PRIVATE ELEMENTARY EDUCATION	44	2,855	-	2,569	285
812	PRIVATE SECONDARY EDUCATION	112	5,886	926	4,961	-
813	PRIVATE TECHNICAL AND VOCATIONAL POST-SECONDARY NON-DEGREE EDUCATION	29	408	-	408	-
814	PRIVATE HIGHER EDUCATION	57	8,710	-	8,344	366
815	PRIVATE ADULT AND OTHER EDUCATION	3	379	-	379	-
<b>REGION IV-A CALABARZON</b>		<b>298</b>	<b>34,262</b>	<b>4,170</b>	<b>30,093</b>	<b>-</b>
811	PRIVATE ELEMENTARY EDUCATION	82	5,102	2,500	2,602	-
812	PRIVATE SECONDARY EDUCATION	126	10,660	-	10,660	-
813	PRIVATE TECHNICAL AND VOCATIONAL POST-SECONDARY NON-DEGREE EDUCATION	17	768	-	768	-
814	PRIVATE HIGHER EDUCATION	73	17,733	1,670	16,063	-
<b>REGION IV-B MIMAROPA</b>		<b>35</b>	<b>7,250</b>	<b>-</b>	<b>7,250</b>	<b>-</b>
811	PRIVATE ELEMENTARY EDUCATION	2	35	-	35	-
812	PRIVATE SECONDARY EDUCATION	12	1,549	-	1,549	-
813	PRIVATE TECHNICAL AND VOCATIONAL POST-SECONDARY NON-DEGREE EDUCATION	} } 21	5,665	-	5,665	-
814	PRIVATE HIGHER EDUCATION					
<b>REGION V - BICOL</b>		<b>93</b>	<b>7,426</b>	<b>-</b>	<b>7,426</b>	<b>-</b>
811	PRIVATE ELEMENTARY EDUCATION	8	79	-	79	-
812	PRIVATE SECONDARY EDUCATION	28	61	-	61	-
813	PRIVATE TECHNICAL AND VOCATIONAL POST-SECONDARY NON-DEGREE EDUCATION	9	1,890	-	1,890	-
814	PRIVATE HIGHER EDUCATION	48	5,396	-	5,396	-
<b>REGION VI - WESTERN VISAYAS</b>		<b>136</b>	<b>23,550</b>	<b>8,580</b>	<b>14,971</b>	<b>-</b>
811	PRIVATE ELEMENTARY EDUCATION	12	189	-	189	-
812	PRIVATE SECONDARY EDUCATION	53	367	-	367	-

TABLE 10.1 NUMBER OF ESTABLISHMENTS AND VALUE OF INVENTORIES BY TYPE FOR PRIVATE EDUCATION ESTABLISHMENTS  
WITH AVERAGE TOTAL EMPLOYMENT OF 20 OR MORE BY REGION AND BY INDUSTRY GROUP: 2001 - Continued

(Value in thousand pesos. Details may not add up to totals due to rounding.)

1994 PSIC CODE	REGION/ INDUSTRY DESCRIPTION	NUMBER OF ESTABLISHMENTS	VALUE OF INVENTORIES AS OF JANUARY 1			
			TOTAL	GOODS FOR RESALE	MATERIALS,FUELS, CONTAINERS AND SUPPLIES	OTHER INVENTORIES
		(1)	(2)	(3)	(4)	(5)
813	PRIVATE TECHNICAL AND VOCATIONAL POST-SECONDARY NON-DEGREE EDUCATION	15	9,603	5,655	3,948	-
814	PRIVATE HIGHER EDUCATION	56	13,391	2,924	10,466	-
	<b>REGION VII - CENTRAL VISAYAS</b>	<b>125</b>	<b>13,922</b>	<b>3,347</b>	<b>10,262</b>	<b>312</b>
811	PRIVATE ELEMENTARY EDUCATION	16	83	-	83	-
812	PRIVATE SECONDARY EDUCATION	50	1,159	331	828	-
813	PRIVATE TECHNICAL AND VOCATIONAL POST-SECONDARY NON-DEGREE EDUCATION	a/	a/	a/	a/	a/
814	PRIVATE HIGHER EDUCATION	49	12,240	3,016	8,912	312
815	PRIVATE ADULT AND OTHER EDUCATION	10	440	-	440	-
	<b>REGION VIII - EASTERN VISAYAS</b>	<b>52</b>	<b>6,959</b>	<b>3,488</b>	<b>3,462</b>	<b>9</b>
811	PRIVATE ELEMENTARY EDUCATION	} 21	125	-	125	-
812	PRIVATE SECONDARY EDUCATION					
813	PRIVATE TECHNICAL AND VOCATIONAL POST-SECONDARY NON-DEGREE EDUCATION					
814	PRIVATE HIGHER EDUCATION	5	2,920	1,795	1,125	-
814	PRIVATE HIGHER EDUCATION	26	3,914	1,692	2,212	9
	<b>REGION IX - ZAMBOANGA PENINSULA</b>	<b>43</b>	<b>9,252</b>	<b>1,451</b>	<b>7,296</b>	<b>505</b>
811	PRIVATE ELEMENTARY EDUCATION	6	-	-	-	-
812	PRIVATE SECONDARY EDUCATION	11	-	-	-	-
813	PRIVATE TECHNICAL AND VOCATIONAL POST-SECONDARY NON-DEGREE EDUCATION	4	18	-	18	-
814	PRIVATE HIGHER EDUCATION	22	9,234	1,451	7,278	505
	<b>REGION X - NORTHERN MINDANAO</b>	<b>78</b>	<b>21,451</b>	<b>4,034</b>	<b>17,417</b>	<b>-</b>
811	PRIVATE ELEMENTARY EDUCATION	11	4,124	3,734	390	-
812	PRIVATE SECONDARY EDUCATION	26	1,500	300	1,200	-
813	PRIVATE TECHNICAL AND VOCATIONAL POST-SECONDARY NON-DEGREE EDUCATION	11	89	-	89	-
814	PRIVATE HIGHER EDUCATION	30	15,738	-	15,738	-
	<b>REGION XI - DAVAO</b>	<b>80</b>	<b>8,646</b>	<b>2,213</b>	<b>6,354</b>	<b>79</b>
811	PRIVATE ELEMENTARY EDUCATION	10	48	-	48	-
812	PRIVATE SECONDARY EDUCATION	22	624	-	624	-
813	PRIVATE TECHNICAL AND VOCATIONAL POST-SECONDARY NON-DEGREE EDUCATION	a/	a/	a/	a/	a/
814	PRIVATE HIGHER EDUCATION	40	7,645	2,213	5,353	79
815	PRIVATE ADULT AND OTHER EDUCATION	8	329	-	329	-
	<b>REGION XII - SOCCSKSARGEN</b>	<b>79</b>	<b>4,623</b>	<b>866</b>	<b>3,758</b>	<b>-</b>
811	PRIVATE ELEMENTARY EDUCATION	9	-	-	-	-
812	PRIVATE SECONDARY EDUCATION	26	-	-	-	-
813	PRIVATE TECHNICAL AND VOCATIONAL POST-SECONDARY NON-DEGREE EDUCATION	13	16	-	16	-

TABLE 10.1 NUMBER OF ESTABLISHMENTS AND VALUE OF INVENTORIES BY TYPE FOR PRIVATE EDUCATION ESTABLISHMENTS  
WITH AVERAGE TOTAL EMPLOYMENT OF 20 OR MORE BY REGION AND BY INDUSTRY GROUP: 2001 - Continued

(Value in thousand pesos. Details may not add up to totals due to rounding.)

1994 PSIC CODE	REGION/ INDUSTRY DESCRIPTION	NUMBER OF ESTABLISHMENTS	VALUE OF INVENTORIES AS OF JANUARY 1				
			TOTAL	GOODS FOR RESALE	MATERIALS,FUELS, CONTAINERS AND SUPPLIES	OTHER INVENTORIES	
			(1)	(2)	(3)	(4)	(5)
814	PRIVATE HIGHER EDUCATION	31	4,607	866	3,741	-	
	<b>REGION XIII - Caraga</b>	<b>37</b>	<b>5,860</b>	<b>3,848</b>	<b>2,012</b>	-	
811	PRIVATE ELEMENTARY EDUCATION	3	150	150	-	-	
812	PRIVATE SECONDARY EDUCATION	9	509	-	509	-	
813	PRIVATE TECHNICAL AND VOCATIONAL POST-SECONDARY NON-DEGREE EDUCATION	4	547	-	547	-	
814	PRIVATE HIGHER EDUCATION	21	4,654	3,698	956	-	
	<b>AUTONOMOUS REGION IN MUSLIM MINDANAO (ARMM)</b>	<b>21</b>	<b>2,123</b>	<b>282</b>	<b>1,841</b>	-	
811	PRIVATE ELEMENTARY EDUCATION	}	10	186	61	125	-
812	PRIVATE SECONDARY EDUCATION						
813	PRIVATE TECHNICAL AND VOCATIONAL POST-SECONDARY NON-DEGREE EDUCATION						
814	PRIVATE HIGHER EDUCATION						
		11	1,938	221	1,717	-	

1994 PSIC CODE	REGION/ INDUSTRY DESCRIPTION	VALUE OF INVENTORIES AS OF DECEMBER 31			
		TOTAL	GOODS FOR RESALE	MATERIALS,FUELS, CONTAINERS AND SUPPLIES	OTHER INVENTORIES
		(6)	(7)	(8)	(9)
	<b>PHILIPPINES</b>	<b>360,668</b>	<b>100,239</b>	<b>259,397</b>	<b>1,032</b>
	<b>NATIONAL CAPITAL REGION (NCR)</b>	<b>156,608</b>	<b>55,877</b>	<b>100,731</b>	-
811	PRIVATE ELEMENTARY EDUCATION	8,731	12	8,719	-
812	PRIVATE SECONDARY EDUCATION	21,016	3,898	17,118	-
813	PRIVATE TECHNICAL AND VOCATIONAL POST-SECONDARY NON-DEGREE EDUCATION	45,261	24,632	20,629	-
814	PRIVATE HIGHER EDUCATION	79,310	27,335	51,976	-
815	PRIVATE ADULT AND OTHER EDUCATION	2,289	-	2,289	-
	<b>CORDILLERA ADMINISTRATIVE REGION (CAR)</b>	<b>13,263</b>	<b>244</b>	<b>13,018</b>	-
811	PRIVATE ELEMENTARY EDUCATION	1,658	-	1,658	-
812	PRIVATE SECONDARY EDUCATION	132	-	132	-
813	PRIVATE TECHNICAL AND VOCATIONAL POST-SECONDARY NON-DEGREE EDUCATION	-	-	-	-
814	PRIVATE HIGHER EDUCATION	11,472	244	11,228	-
	<b>REGION I - ILOCOS</b>	<b>9,674</b>	<b>2,918</b>	<b>6,756</b>	-
811	PRIVATE ELEMENTARY EDUCATION	357	-	357	-
812	PRIVATE SECONDARY EDUCATION	1,489	197	1,292	-
813	PRIVATE TECHNICAL AND VOCATIONAL POST-SECONDARY NON-DEGREE EDUCATION	75	-	75	-
814	PRIVATE HIGHER EDUCATION	7,753	2,721	5,032	-

TABLE 10.1 NUMBER OF ESTABLISHMENTS AND VALUE OF INVENTORIES BY TYPE FOR PRIVATE EDUCATION ESTABLISHMENTS WITH AVERAGE TOTAL EMPLOYMENT OF 20 OR MORE BY REGION AND BY INDUSTRY GROUP: 2001 - Concluded

(Value in thousand pesos. Details may not add up to totals due to rounding or suppression.)

1994 PSIC CODE	REGION/ INDUSTRY DESCRIPTION	VALUE OF INVENTORIES AS OF DECEMBER 31			
		TOTAL	GOODS FOR RESALE	MATERIALS,FUELS, CONTAINERS AND SUPPLIES	OTHER INVENTORIES
		(6)	(7)	(8)	(9)
	<b>REGION II - CAGAYAN VALLEY</b>	<b>7,801</b>	<b>3,774</b>	<b>4,026</b>	<b>-</b>
811	PRIVATE ELEMENTARY EDUCATION	-	-	-	-
812	PRIVATE SECONDARY EDUCATION	411	-	411	-
813	PRIVATE TECHNICAL AND VOCATIONAL POST-SECONDARY NON-DEGREE EDUCATION	42	-	42	-
814	PRIVATE HIGHER EDUCATION	7,348	3,774	3,574	-
	<b>REGION III - CENTRAL LUZON</b>	<b>18,705</b>	<b>1,339</b>	<b>16,873</b>	<b>493</b>
811	PRIVATE ELEMENTARY EDUCATION	1,278	-	1,150	128
812	PRIVATE SECONDARY EDUCATION	6,001	1,284	4,717	-
813	PRIVATE TECHNICAL AND VOCATIONAL POST-SECONDARY NON-DEGREE EDUCATION	456	-	456	-
814	PRIVATE HIGHER EDUCATION	10,708	55	10,288	365
815	PRIVATE ADULT AND OTHER EDUCATION	262	-	262	-
	<b>REGION IV-A CALABARZON</b>	<b>29,085</b>	<b>4,022</b>	<b>25,063</b>	<b>-</b>
811	PRIVATE ELEMENTARY EDUCATION	2,512	1,900	612	-
812	PRIVATE SECONDARY EDUCATION	8,430	-	8,430	-
813	PRIVATE TECHNICAL AND VOCATIONAL POST-SECONDARY NON-DEGREE EDUCATION	800	-	800	-
814	PRIVATE HIGHER EDUCATION	17,343	2,122	15,221	-
	<b>REGION IV-B MIMAROPA</b>	<b>6,585</b>	<b>-</b>	<b>6,585</b>	<b>-</b>
811	PRIVATE ELEMENTARY EDUCATION	23	-	23	-
812	PRIVATE SECONDARY EDUCATION	3,768	-	3,768	-
813	PRIVATE TECHNICAL AND VOCATIONAL POST-SECONDARY NON-DEGREE EDUCATION				
814	PRIVATE HIGHER EDUCATION	2,794	-	2,794	-
	<b>REGION V - BICOL</b>	<b>7,993</b>	<b>-</b>	<b>7,993</b>	<b>-</b>
811	PRIVATE ELEMENTARY EDUCATION	64	-	64	-
812	PRIVATE SECONDARY EDUCATION	68	-	68	-
813	PRIVATE TECHNICAL AND VOCATIONAL POST-SECONDARY NON-DEGREE EDUCATION	1,997	-	1,997	-
814	PRIVATE HIGHER EDUCATION	5,864	-	5,864	-
	<b>REGION VI - WESTERN VISAYAS</b>	<b>21,009</b>	<b>7,139</b>	<b>13,870</b>	<b>-</b>
811	PRIVATE ELEMENTARY EDUCATION	267	-	267	-
812	PRIVATE SECONDARY EDUCATION	350	-	350	-
813	PRIVATE TECHNICAL AND VOCATIONAL POST-SECONDARY NON-DEGREE EDUCATION	10,331	5,223	5,108	-
814	PRIVATE HIGHER EDUCATION	10,061	1,916	8,145	-
	<b>REGION VII - CENTRAL VISAYAS</b>	<b>11,879</b>	<b>3,679</b>	<b>7,977</b>	<b>223</b>

TABLE 10.1 NUMBER OF ESTABLISHMENTS AND VALUE OF INVENTORIES BY TYPE FOR PRIVATE EDUCATION ESTABLISHMENTS WITH AVERAGE TOTAL EMPLOYMENT OF 20 OR MORE BY REGION AND BY INDUSTRY GROUP: 2001 - Concluded

(Value in thousand pesos. Details may not add up to totals due to rounding or suppression.)

1994 PSIC CODE	REGION/ INDUSTRY DESCRIPTION	VALUE OF INVENTORIES AS OF DECEMBER 31			
		TOTAL	GOODS FOR RESALE	MATERIALS,FUELS, CONTAINERS AND SUPPLIES	OTHER INVENTORIES
		(6)	(7)	(8)	(9)
811	PRIVATE ELEMENTARY EDUCATION	68	-	68	-
812	PRIVATE SECONDARY EDUCATION	1,379	331	1,048	-
813	PRIVATE TECHNICAL AND VOCATIONAL POST-SECONDARY NON-DEGREE EDUCATION	a/	a/	a/	a/
814	PRIVATE HIGHER EDUCATION	10,239	3,348	6,667	223
815	PRIVATE ADULT AND OTHER EDUCATION	194	-	194	-
	<b>REGION VIII - EASTERN VISAYAS</b>	<b>10,154</b>	<b>5,710</b>	<b>4,426</b>	<b>18</b>
811	PRIVATE ELEMENTARY EDUCATION	}	}	155	-
812	PRIVATE SECONDARY EDUCATION				
813	PRIVATE TECHNICAL AND VOCATIONAL POST-SECONDARY NON-DEGREE EDUCATION				
814	PRIVATE HIGHER EDUCATION	3,113	1,658	1,455	-
	<b>REGION IX - ZAMBOANGA PENINSULA</b>	<b>6,885</b>	<b>4,051</b>	<b>2,816</b>	<b>18</b>
	<b>REGION IX - ZAMBOANGA PENINSULA</b>	<b>9,863</b>	<b>1,329</b>	<b>8,291</b>	<b>243</b>
811	PRIVATE ELEMENTARY EDUCATION	-	-	-	-
812	PRIVATE SECONDARY EDUCATION	-	-	-	-
813	PRIVATE TECHNICAL AND VOCATIONAL POST-SECONDARY NON-DEGREE EDUCATION	15	-	14	1
814	PRIVATE HIGHER EDUCATION	9,848	1,329	8,277	242
	<b>REGION X - NORTHERN MINDANAO</b>	<b>28,527</b>	<b>5,441</b>	<b>23,086</b>	<b>-</b>
811	PRIVATE ELEMENTARY EDUCATION	5,227	4,856	371	-
812	PRIVATE SECONDARY EDUCATION	2,025	585	1,440	-
813	PRIVATE TECHNICAL AND VOCATIONAL POST-SECONDARY NON-DEGREE EDUCATION	65	-	65	-
814	PRIVATE HIGHER EDUCATION	21,210	-	21,210	-
	<b>REGION XI - DAVAO</b>	<b>12,648</b>	<b>3,017</b>	<b>9,577</b>	<b>54</b>
811	PRIVATE ELEMENTARY EDUCATION	36	-	36	-
812	PRIVATE SECONDARY EDUCATION	849	-	849	-
813	PRIVATE TECHNICAL AND VOCATIONAL POST-SECONDARY NON-DEGREE EDUCATION	a/	a/	a/	a/
814	PRIVATE HIGHER EDUCATION	11,344	3,017	8,273	54
815	PRIVATE ADULT AND OTHER EDUCATION	419	-	419	-
	<b>REGION XII - SOCCSKSARGEN</b>	<b>7,743</b>	<b>1,303</b>	<b>6,440</b>	<b>-</b>
811	PRIVATE ELEMENTARY EDUCATION	-	-	-	-
812	PRIVATE SECONDARY EDUCATION	-	-	-	-
813	PRIVATE TECHNICAL AND VOCATIONAL POST-SECONDARY NON-DEGREE EDUCATION	10	-	10	-
814	PRIVATE HIGHER EDUCATION	7,734	1,303	6,430	-
	<b>REGION XIII - Caraga</b>	<b>7,195</b>	<b>4,189</b>	<b>3,006</b>	<b>-</b>
811	PRIVATE ELEMENTARY EDUCATION	450	450	-	-

TABLE 10.1 NUMBER OF ESTABLISHMENTS AND VALUE OF INVENTORIES BY TYPE FOR PRIVATE EDUCATION ESTABLISHMENTS  
WITH AVERAGE TOTAL EMPLOYMENT OF 20 OR MORE BY REGION AND BY INDUSTRY GROUP: 2001 - Concluded

(Value in thousand pesos. Details may not add up to totals due to rounding or suppression.)

1994 PSIC CODE	REGION/ INDUSTRY DESCRIPTION	VALUE OF INVENTORIES AS OF DECEMBER 31			
		TOTAL	GOODS FOR RESALE	MATERIALS,FUELS, CONTAINERS AND SUPPLIES	OTHER INVENTORIES
		(6)	(7)	(8)	(9)
812	PRIVATE SECONDARY EDUCATION	1,016	-	1,016	-
813	PRIVATE TECHNICAL AND VOCATIONAL POST-SECONDARY NON-DEGREE EDUCATION	716	-	716	-
814	PRIVATE HIGHER EDUCATION	5,012	3,739	1,273	-
	<b>AUTONOMOUS REGION IN MUSLIM MINDANAO (ARMM)</b>	<b>1,937</b>	<b>256</b>	<b>1,680</b>	<b>-</b>
811	PRIVATE ELEMENTARY EDUCATION	196	60	136	-
812	PRIVATE SECONDARY EDUCATION				
813	PRIVATE TECHNICAL AND VOCATIONAL POST-SECONDARY NON-DEGREE EDUCATION				
814	PRIVATE HIGHER EDUCATION				
		1,741	196	1,545	-

a/ - data combined with PSIC 815

} - combined data



**Average Total  
Employment  
(ATE)  
of less than 20**

TABLE 1. SUMMARY STATISTICS FOR PRIVATE EDUCATION ESTABLISHMENTS WITH AVERAGE TOTAL EMPLOYMENT OF LESS THAN 20 BY INDUSTRY GROUP: 2001

(Value in thousand pesos. Details may not add up to totals due to rounding.)

1994 PSIC CODE	INDUSTRY DESCRIPTION	NUMBER OF ESTABLISHMENTS	EMPLOYMENT (AS OF NOVEMBER 15)			TOTAL COMPENSATION	TOTAL REVENUE
			TOTAL	PAID EMPLOYEE	UNPAID WORKERS		
			(1)	(2)	(3)		
	<b>PHILIPPINES</b>	<b>6,796</b>	<b>63,296</b>	<b>60,052</b>	<b>3,244</b>	<b>3,998,230</b>	<b>9,634,735</b>
811	PRIVATE ELEMENTARY EDUCATION	3,803	30,899	28,681	2,218	1,933,681	3,696,744
812	PRIVATE SECONDARY EDUCATION	896	15,232	15,232	-	921,596	1,834,660
813	PRIVATE TECHNICAL AND VOCATIONAL POST-SECONDARY NON-DEGREE EDUCATION	1,078	11,020	10,481	539	763,110	3,144,481
814	PRIVATE HIGHER EDUCATION	410	3,539	3,345	194	211,292	481,862
815	PRIVATE ADULT AND OTHER EDUCATION	609	2,607	2,314	292	168,551	476,987

1994 PSIC CODE	INDUSTRY DESCRIPTION	TOTAL COSTS	GROSS ADDITIONS TO FIXED ASSETS	CHANGE IN INVENTORIES	VALUE ADDED	SUBSIDIES
		(7)	(8)	(9)	(10)	(11)
	<b>PHILIPPINES</b>	<b>4,330,270</b>	<b>1,083,555</b>	<b>5,845</b>	<b>6,157,636</b>	<b>123,041</b>
811	PRIVATE ELEMENTARY EDUCATION	1,302,625	689,854	(1,009)	2,521,555	3,565
812	PRIVATE SECONDARY EDUCATION	938,537	71,117	3,274	1,139,937	111,884
813	PRIVATE TECHNICAL AND VOCATIONAL POST-SECONDARY NON-DEGREE EDUCATION	1,600,174	108,047	6,521	1,938,966	-
814	PRIVATE HIGHER EDUCATION	244,149	206,681	(1,163)	300,090	3,755
815	PRIVATE ADULT AND OTHER EDUCATION	244,785	7,856	(1,779)	257,088	3,837

TABLE 1. SUMMARY STATISTICS FOR PRIVATE EDUCATION ESTABLISHMENTS WITH AVERAGE TOTAL EMPLOYMENT OF LESS THAN 20 BY INDUSTRY GROUP AND BY REGION: 2001

(Value in thousand pesos. Details may not add up to totals due to rounding.)

1994 PSIC CODE	INDUSTRY DESCRIPTION	VALUE ADDED	GROSS ADDITIONS TO FIXED ASSETS	CHANGE IN INVENTORIES	SUBSIDIES
		(8)	(9)	(10)	(11)
	<b>PHILIPPINES</b>	<b>6,157,636</b>	<b>1,083,555</b>	<b>5,845</b>	<b>123,041</b>
811	PRIVATE ELEMENTARY EDUCATION	2,521,555	689,854	(1,009)	3,565
812	PRIVATE SECONDARY EDUCATION	1,139,937	71,117	3,274	111,884
813	PRIVATE TECHNICAL AND VOCATIONAL POST-SECONDARY NON-DEGREE EDUCATION	1,938,966	108,047	6,521	-
814	PRIVATE HIGHER EDUCATION	300,090	206,681	(1,163)	3,755
815	PRIVATE ADULT AND OTHER EDUCATION	257,088	7,856	(1,779)	3,837

TABLE 2. NUMBER OF ESTABLISHMENTS AND TOTAL MALE EMPLOYMENT FOR PRIVATE EDUCATION ESTABLISHMENTS  
WITH AVERAGE TOTAL EMPLOYMENT OF LESS THAN 20 BY INDUSTRY GROUP: 2001

(Details may not add up to totals due to rounding.)

1994 PSIC CODE	INDUSTRY DESCRIPTION	NUMBER OF ESTABLISHMENTS	TOTAL MALE EMPLOYMENT	PAID MALE EMPLOYEES	UNPAID MALE WORKERS
		(1)	(2)	(3)	(4)
	<b>PHILIPPINES</b>	<b>6,796</b>	<b>16,550</b>	<b>15,737</b>	<b>813</b>
811	PRIVATE ELEMENTARY EDUCATION	3,803	4,754	4,595	158
812	PRIVATE SECONDARY EDUCATION	896	3,712	3,712	-
813	PRIVATE TECHNICAL AND VOCATIONAL POST-SECONDARY NON-DEGREE EDUCATION	1,078	5,570	5,150	419
814	PRIVATE HIGHER EDUCATION	410	1,467	1,403	65
815	PRIVATE ADULT AND OTHER EDUCATION	609	1,047	877	171

TABLE 2A. NUMBER OF ESTABLISHMENTS AND TOTAL FEMALE EMPLOYMENT FOR PRIVATE EDUCATION ESTABLISHMENTS  
WITH AVERAGE TOTAL EMPLOYMENT OF LESS THAN 20 BY INDUSTRY GROUP: 2001

(Details may not add up to totals due to rounding.)

1994 PSIC CODE	INDUSTRY DESCRIPTION	NUMBER OF ESTABLISHMENTS	TOTAL FEMALE EMPLOYMENT	PAID FEMALE EMPLOYEES	UNPAID FEMALE WORKERS
		(1)	(2)	(3)	(4)
	<b>PHILIPPINES</b>	<b>6,796</b>	<b>46,746</b>	<b>44,315</b>	<b>2,431</b>
811	PRIVATE ELEMENTARY EDUCATION	3,803	26,146	24,086	2,060
812	PRIVATE SECONDARY EDUCATION	896	11,520	11,520	-
813	PRIVATE TECHNICAL AND VOCATIONAL POST-SECONDARY NON-DEGREE EDUCATION	1,078	5,450	5,330	120
814	PRIVATE HIGHER EDUCATION	410	2,072	1,942	129
815	PRIVATE ADULT AND OTHER EDUCATION	609	1,559	1,437	122

TABLE 2A. NUMBER OF ESTABLISHMENTS AND TOTAL FEMALE EMPLOYMENT WITH AVERAGE TOTAL EMPLOYMENT OF LESS THAN 20 BY INDUSTRY GROUP AND BY REGION: 2001

(Value in thousand pesos. Details may not add up to totals due to rounding.)

1994 PSIC CODE	INDUSTRY DESCRIPTION	NUMBER OF ESTABLISHMENTS	TOTAL FEMALE EMPLOYMENT	PAID FEMALE EMPLOYEES	UNPAID FEMALE WORKERS
		(1)	(2)	(3)	(4)
	<b>PHILIPPINES</b>	<b>6,796</b>	<b>46,746</b>	<b>44,315</b>	<b>2,431</b>
811	PRIVATE ELEMENTARY EDUCATION	3,803	26,146	24,086	2,060
812	PRIVATE SECONDARY EDUCATION	896	11,520	11,520	-
813	PRIVATE TECHNICAL AND VOCATIONAL POST-SECONDARY NON-DEGREE EDUCATION	1,078	5,450	5,330	120
814	PRIVATE HIGHER EDUCATION	410	2,072	1,942	129
815	PRIVATE ADULT AND OTHER EDUCATION	609	1,559	1,437	122

TABLE 3. NUMBER OF ESTABLISHMENTS AND TOTAL COMPENSATION OF PAID EMPLOYEES FOR BOTH SEXES FOR PRIVATE EDUCATION ESTABLISHMENTS WITH AVERAGE TOTAL EMPLOYMENT OF LESS THAN 20 BY INDUSTRY GROUP: 2001

(Value in thousand pesos. Details may not add up to totals due to totals due to rounding.)

1994 PSIC CODE	INDUSTRY DESCRIPTION	NUMBER OF ESTABLISHMENTS	TOTAL COMPENSATION	GROSS SALARIES AND WAGES	EMPLOYER'S CONTRIBUTION TO SSS/GSIS AND THE LIKE
		(1)	(2)	(3)	(4)
	<b>PHILIPPINES</b>	<b>6,796</b>	<b>3,998,230</b>	<b>3,749,532</b>	<b>248,698</b>
811	PRIVATE ELEMENTARY EDUCATION	3,803	1,933,681	1,818,491	115,189
812	PRIVATE SECONDARY EDUCATION	896	921,596	862,777	58,820
813	PRIVATE TECHNICAL AND VOCATIONAL POST-SECONDARY NON-DEGREE EDUCATION	1,078	763,110	710,699	52,411
814	PRIVATE HIGHER EDUCATION	410	211,292	197,393	13,899
815	PRIVATE ADULT AND OTHER EDUCATION	609	168,551	160,173	8,378

TABLE 4. NUMBER OF ESTABLISHMENTS AND TYPE OF REVENUE FOR PRIVATE EDUCATION ESTABLISHMENTS WITH AVERAGE TOTAL EMPLOYMENT OF LESS THAN 20 BY INDUSTRY GROUP: 2001

(Value in thousand pesos. Details may not add up to totals due to rounding.)

1994 PSIC CODE	INDUSTRY DESCRIPTION	NUMBER OF ESTABLISHMENTS	TYPE OF REVENUE				
			TOTAL	VALUE OF MAIN ACTIVITY	VALUE OF GOODS FOR RESALE	VALUE OF INDUSTRIAL SERVICES DONE FOR OTHERS	VALUE OF NON- INDUSTRIAL SERVICES DONE FOR OTHERS
			(2)	(3)	(4)	(5)	(6)
	<b>PHILIPPINES</b>	<b>6,796</b>	<b>9,634,735</b>	<b>9,360,132</b>	<b>92,723</b>	<b>269</b>	<b>81,713</b>
811	PRIVATE ELEMENTARY EDUCATION	3,803	3,696,744	3,574,591	79,170	-	-
812	PRIVATE SECONDARY EDUCATION	896	1,834,660	1,814,925	-	269	-
813	PRIVATE TECHNICAL AND VOCATIONAL POST-SECONDARY NON-DEGREE EDUCATION	1,078	3,144,481	3,041,420	11,273	-	70,917
814	PRIVATE HIGHER EDUCATION	410	481,862	469,119	-	-	-
815	PRIVATE ADULT AND OTHER EDUCATION	609	476,987	460,077	2,280	-	10,796

TABLE 4. NUMBER OF ESTABLISHMENTS AND REVENUE BY TYPE FOR ESTABLISHMENTS WITH AVERAGE TOTAL EMPLOYMENT OF LESS THAN 20 BY INDUSTRY GROUP AND BY REGION: 2001

(Value in thousand pesos. Details may not add up to totals due to rounding.)

1994 PSIC CODE	INDUSTRY DESCRIPTION	NUMBER OF ESTABLISHMENTS	TOTAL REVENUE	REVENUE FROM MAIN ACTIVITY	SALES OF GOODS	INDUSTRIAL SERVICES DONE FOR OTHERS	NON-INDUSTRIAL SERVICES DONE FOR OTHERS
		(1)	(2)	(3)	(4)	(5)	(6)
	<b>PHILIPPINES</b>	<b>6,796</b>	<b>9,634,735</b>	<b>9,360,132</b>	<b>92,723</b>	<b>269</b>	<b>81,713</b>
811	PRIVATE ELEMENTARY EDUCATION	3,803	3,696,744	3,574,591	79,170	-	-
812	PRIVATE SECONDARY EDUCATION	896	1,834,660	1,814,925	-	269	-
813	PRIVATE TECHNICAL AND VOCATIONAL POST-SECONDARY NON-DEGREE EDUCATION	1,078	3,144,481	3,041,420	11,273	-	70,917
814	PRIVATE HIGHER EDUCATION	410	481,862	469,119	-	-	-
815	PRIVATE ADULT AND OTHER EDUCATION	609	476,987	460,077	2,280	-	10,796

TABLE 4. NUMBER OF ESTABLISHMENTS AND TYPE OF REVENUE FOR PRIVATE EDUCATION ESTABLISHMENTS  
WITH AVERAGE TOTAL EMPLOYMENT OF LESS THAN 20 BY INDUSTRY GROUP: 2001 - Concluded

(Value in thousand pesos. Details may not add up to totals due to rounding.)

1994 PSIC CODE	INDUSTRY DESCRIPTION	TYPE OF REVENUE				
		INCOME FROM RENTING AND LEASING	INTEREST INCOME	DIVIDEND INCOME	COMMISSIONS AND FEES EARNED	OTHER REVENUE
		(7)	(8)	(9)	(10)	(11)
	<b>PHILIPPINES</b>	<b>10,425</b>	<b>3,687</b>	<b>-</b>	<b>9,719</b>	<b>76,067</b>
811	PRIVATE ELEMENTARY EDUCATION	4,754	1,796	-	5,546	30,887
812	PRIVATE SECONDARY EDUCATION	3,200	-	-	-	16,266
813	PRIVATE TECHNICAL AND VOCATIONAL POST-SECONDARY NON-DEGREE EDUCATION	-	884	-	599	19,388
814	PRIVATE HIGHER EDUCATION	2,471	533	-	3,575	6,164
815	PRIVATE ADULT AND OTHER EDUCATION	-	474	-	-	3,360



TABLE 5. NUMBER OF ESTABLISHMENTS AND TYPE OF COSTS FOR PRIVATE EDUCATION ESTABLISHMENTS  
WITH AVERAGE TOTAL EMPLOYMENT OF LESS THAN 20 BY INDUSTRY GROUP: 2001

(Value in thousand pesos. Details may not add up to totals due to rounding.)

1994 PSIC CODE	INDUSTRY DESCRIPTION	NUMBER OF ESTABLISHMENTS	TYPE OF COSTS						
			TOTAL	MATERIALS AND SUPPLIES PURCHASED	GOODS PURCHASED FOR RESALE	REAL ESTATE PURCHASED FOR SALE	FUELS PURCHASED	ELECTRICITY PURCHASED	INDUSTRIAL SERVICES DONE BY OTHERS
		(1)	(2)	(3)	(4)	(5)	(6)	(7)	(8)
	<b>PHILIPPINES</b>	<b>6,796</b>	<b>4,330,270</b>	<b>819,125</b>	<b>79,338</b>	<b>-</b>	<b>163,079</b>	<b>350,237</b>	<b>210,879</b>
811	PRIVATE ELEMENTARY EDUCATION	3,803	1,302,625	206,903	69,488	-	50,215	163,542	67,011
812	PRIVATE SECONDARY EDUCATION	896	938,537	258,825	-	-	29,006	35,741	32,269
813	PRIVATE TECHNICAL AND VOCATIONAL POST-SECONDARY NON-DEGREE EDUCATION	1,078	1,600,174	209,595	8,681	-	57,457	115,122	102,148
814	PRIVATE HIGHER EDUCATION	410	244,149	70,391	-	-	5,651	16,277	8,525
815	PRIVATE ADULT AND OTHER EDUCATION	609	244,785	73,412	1,169	-	20,750	19,554	926

TABLE 5. NUMBER OF ESTABLISHMENTS AND TYPE OF COSTS FOR PRIVATE EDUCATION ESTABLISHMENTS WITH AVERAGE TOTAL EMPLOYMENT OF LESS THAN 20 BY INDUSTRY GROUP: 2001 - Concluded

(Value in thousand pesos. Details may not add up to totals due to rounding.)

1994 PSIC CODE	INDUSTRY DESCRIPTION	TYPE OF COSTS							
		NON-INDUSTRIAL SERVICES DONE BY OTHERS	INTEREST EXPENSES	INDIRECT TAX	COMPUTER SOFTWARE EXPENSES	RESEARCH AND EXPERIMENTAL DEVELOPMENT	BAD AND DOUBTFUL DEBTS	DEPRE- CIATION	OTHER
		(9)	(10)	(11)	(12)	(13)	(14)	(15)	(16)
	<b>PHILIPPINES</b>	<b>1,519,272</b>	<b>67,236</b>	<b>96,693</b>	<b>194,932</b>	<b>47,321</b>	<b>84,042</b>	<b>523,017</b>	<b>175,100</b>
811	PRIVATE ELEMENTARY EDUCATION	432,568	15,231	28,461	111,856	8,250	5,286	79,468	64,346
812	PRIVATE SECONDARY EDUCATION	365,783	35,840	11,891	5,632	1,611	12,160	116,008	33,772
813	PRIVATE TECHNICAL AND VOCATIONAL POST-SECONDARY NON-DEGREE EDUCATION	553,723	1,054	40,182	70,824	37,338	63,977	282,924	57,149
814	PRIVATE HIGHER EDUCATION	73,339	14,753	4,952	6,169	-	2,558	29,580	11,955
815	PRIVATE ADULT AND OTHER EDUCATION	93,860	358	11,208	451	122	61	15,037	7,877

TABLE 6. NUMBER OF ESTABLISHMENTS, GROSS ADDITIONS TO FIXED ASSETS, CAPITAL EXPENDITURES AND SALE OF FIXED ASSETS FOR PRIVATE EDUCATION ESTABLISHMENTS WITH AVERAGE TOTAL EMPLOYMENT OF LESS THAN 20 BY INDUSTRY GROUP: 2001

(Value in thousand pesos. Details may not add up to totals due to rounding.)

1994 PSIC CODE	INDUSTRY DESCRIPTION	NUMBER OF ESTABLISHMENTS	GROSS ADDITIONS TO FIXED ASSETS	CAPITAL EXPENDITURES		SALE OF FIXED ASSETS
				TOTAL	PRODUCED ON OWN ACCOUNT	
				(3)	(4)	
	<b>PHILIPPINES</b>	<b>6,796</b>	<b>1,083,555</b>	<b>1,100,055</b>	<b>76,337</b>	<b>16,500</b>
811	PRIVATE ELEMENTARY EDUCATION	3,803	689,854	689,854	-	-
812	PRIVATE SECONDARY EDUCATION	896	71,117	71,117	64,640	-
813	PRIVATE TECHNICAL AND VOCATIONAL POST-SECONDARY NON-DEGREE EDUCATION	1,078	108,047	108,047	-	-
814	PRIVATE HIGHER EDUCATION	410	206,681	208,562	11,697	1,881
815	PRIVATE ADULT AND OTHER EDUCATION	609	7,856	22,475	-	14,620

TABLE 6. NUMBER OF ESTABLISHMENTS, GROSS ADDITION TO FIXED ASSETS, CAPITAL EXPENDITURES AND SALE OF FIXED ASSETS FOR ESTABLISHMENTS WITH AVERAGE TOTAL EMPLOYMENT OF LESS THAN 20 BY INDUSTRY GROUP AND BY REGION: 2001

(Value in thousand pesos. Details may not add up to totals due to rounding.)

1994 PSIC CODE	INDUSTRY DESCRIPTION	NUMBER OF ESTABLISHMENT (1)	GROSS ADDITIONS TO FIXED ASSETS (2)	CAPITAL EXPENDITURES		SALE OF FIXED ASSETS (5)
				TOTAL (3)	PRODUCED ON OWN ACCOUNT (4)	
	<b>PHILIPPINES</b>	<b>6,796</b>	<b>1,083,555</b>	<b>1,100,055</b>	<b>76,337</b>	<b>16,500</b>
811	PRIVATE ELEMENTARY EDUCATION	3,803	689,854	689,854	-	-
812	PRIVATE SECONDARY EDUCATION	896	71,117	71,117	64,640	-
813	PRIVATE TECHNICAL AND VOCATIONAL POST-SECONDARY NON-DEGREE EDUCATION	1,078	108,047	108,047	-	-
814	PRIVATE HIGHER EDUCATION	410	206,681	208,562	11,697	1,881
815	PRIVATE ADULT AND OTHER EDUCATION	609	7,856	22,475	-	14,620

TABLE 6A. NUMBER OF ESTABLISHMENTS, CAPITAL EXPENDITURES FOR FIXED ASSETS PRODUCED ON OWN ACCOUNT, DEPRECIATION, INTANGIBLE ASSETS, BOOK VALUE OF FIXED ASSETS AND SALE OF FIXED ASSETS FOR PRIVATE EDUCATION ESTABLISHMENTS WITH AVERAGE TOTAL EMPLOYMENT OF LESS THAN 20 BY INDUSTRY GROUP: 2001

(Value in thousand pesos. Details may not add up to totals due to rounding.)

1994 PSIC CODE	INDUSTRY DESCRIPTION	NUMBER OF ESTABLISHMENTS	CAPITAL EXPEN- DITURES FOR FIXED ASSETS PRODUCED ON OWN ACCOUNT	DEPRECIATION	INTANGIBLE ASSETS	BOOK VALUE AS OF DECEMBER 31	SALE OF FIXED ASSETS
		(1)	(2)	(3)	(4)	(5)	(6)
<b>PHILIPPINES</b>		<b>6,796</b>	<b>76,337</b>	<b>523,017</b>	<b>61,258</b>	<b>17,532,489</b>	<b>16,500</b>
811	PRIVATE ELEMENTARY EDUCATION	3,803	-	79,468	-	10,250,543	-
812	PRIVATE SECONDARY EDUCATION	896	64,640	116,008	-	2,073,768	-
813	PRIVATE TECHNICAL AND VOCATIONAL POST-SECONDARY NON-DEGREE EDUCATION	1,078	-	282,924	56,142	4,196,290	-
814	PRIVATE HIGHER EDUCATION	410	11,697	29,580	-	835,526	1,881
815	PRIVATE ADULT AND OTHER EDUCATION	609	-	15,037	5,116	176,362	14,620

TABLE 7. NUMBER OF ESTABLISHMENTS AND CAPITAL EXPENDITURES BY TYPE OF FIXED ASSETS FOR PRIVATE EDUCATION ESTABLISHMENTS WITH AVERAGE TOTAL EMPLOYMENT OF LESS THAN 20 BY INDUSTRY GROUP: 2001

(Value in thousand pesos. Details may not add up to totals due to rounding.)

1994 PSIC CODE	INDUSTRY DESCRIPTION	NUMBER OF ESTABLISHMENTS	CAPITAL EXPENDITURES BY TYPE OF FIXED ASSETS				
			TOTAL	LAND	BUILDINGS, OTHER STRUCTURES AND LAND IMPROVEMENT	ROAD VEHICLES & OTHER TRANSPORT EQUIPMENT	COMPUTERS AND PERIPHERALS
			(1)	(2)	(3)	(4)	(5)
<b>PHILIPPINES</b>		<b>6,796</b>	<b>1,100,055</b>	<b>499,383</b>	<b>276,102</b>	<b>151,168</b>	<b>67,726</b>
811	PRIVATE ELEMENTARY EDUCATION	3,803	689,854	411,992	85,567	126,767	23,769
812	PRIVATE SECONDARY EDUCATION	896	71,117	-	70,272	-	435
813	PRIVATE TECHNICAL AND VOCATIONAL POST-SECONDARY NON-DEGREE EDUCATION	1,078	108,047	-	40,326	-	34,064
814	PRIVATE HIGHER EDUCATION	410	208,562	87,392	79,791	12,666	9,458
815	PRIVATE ADULT AND OTHER EDUCATION	609	22,475	-	145	11,735	-

TABLE 7. NUMBER OF ESTABLISHMENTS AND CAPITAL EXPENDITURES BY TYPE OF FIXED ASSETS FOR ESTABLISHMENTS WITH AVERAGE TOTAL EMPLOYMENT OF LESS THAN 20 BY INDUSTRY GROUP AND BY REGION: 2001

(Value in thousand pesos. Details may not add up to totals due to rounding.)

1994 PSIC CODE	INDUSTRY DESCRIPTION	NUMBER OF ESTABLISHMENT	CAPITAL EXPENDITURE BY TYPE OF FIXED ASSETS				
			TOTAL	LAND	BUILDINGS, OTHER STRUCTURES AND LAND IMPROVEMENT	ROAD VEHICLES & OTHER TRANSPORT EQUIPMENT	COMPUTERS AND PERIPHERALS
			(1)	(2)	(3)	(4)	(5)
	<b>PHILIPPINES</b>	<b>6,796</b>	<b>1,100,055</b>	<b>499,383</b>	<b>276,102</b>	<b>151,168</b>	<b>67,726</b>
811	PRIVATE ELEMENTARY EDUCATION	3,803	689,854	411,992	85,567	126,767	23,769
812	PRIVATE SECONDARY EDUCATION	896	71,117	-	70,272	-	435
813	PRIVATE TECHNICAL AND VOCATIONAL POST-SECONDARY NON-DEGREE EDUCATION	1,078	108,047	-	40,326	-	34,064
814	PRIVATE HIGHER EDUCATION	410	208,562	87,392	79,791	12,666	9,458
815	PRIVATE ADULT AND OTHER EDUCATION	609	22,475	-	145	11,735	-

TABLE 7. NUMBER OF ESTABLISHMENTS AND CAPITAL EXPENDITURES BY TYPE OF FIXED ASSETS FOR PRIVATE EDUCATION ESTABLISHMENTS WITH AVERAGE TOTAL EMPLOYMENT OF LESS THAN 20 BY INDUSTRY GROUP: 2001 - Concluded

(Value in thousand pesos. Details may not add up to totals due to rounding.)

1994 PSIC CODE	INDUSTRY DESCRIPTION	CAPITAL EXPENDITURES BY TYPE OF FIXED ASSETS				
		SYSTEM AND APPLICATION SOFTWARE	TELECOMMUNICA- TIONS EQUIPMENT	ELECTRONIC MACHINERY OTHER THAN TELECOMMUNICATIONS EQUIPMENT	OTHER MACHINERY AND EQUIPMENT	OTHER FIXED ASSETS
		(7)	(8)	(9)	(10)	(11)
	<b>PHILIPPINES</b>	<b>8,222</b>	<b>8,031</b>	<b>9,447</b>	<b>76,905</b>	<b>3,071</b>
811	PRIVATE ELEMENTARY EDUCATION	7,923	7,923	3,961	21,952	-
812	PRIVATE SECONDARY EDUCATION	-	-	-	-	410
813	PRIVATE TECHNICAL AND VOCATIONAL POST-SECONDARY NON-DEGREE EDUCATION	299	-	5,486	27,513	359
814	PRIVATE HIGHER EDUCATION	-	108	-	16,846	2,302
815	PRIVATE ADULT AND OTHER EDUCATION	-	-	-	10,595	-

TABLE 8. NUMBER OF ESTABLISHMENTS AND BOOK VALUE OF FIXED ASSETS AND INTANGIBLE ASSETS FOR PRIVATE EDUCATION ESTABLISHMENTS WITH AVERAGE TOTAL EMPLOYMENT OF LESS THAN 20 BY INDUSTRY GROUP: 2001

(Value in thousand pesos. Details may not add up to totals due to rounding.)

1994 PSIC CODE	INDUSTRY DESCRIPTION	NUMBER OF ESTABLISHMENTS	BOOK VALUE OF FIXED ASSETS ASOF DECEMBER 31				
			TOTAL	LAND	BUILDINGS, OTHER STRUCTURES AND LAND IMPROVEMENT	ROAD VEHICLES & OTHER TRANSPORT EQUIPMENT	COMPUTERS AND PERIPHERALS
			(1)	(2)	(3)	(4)	(5)
	<b>PHILIPPINES</b>	<b>6,796</b>	<b>17,532,489</b>	<b>9,414,560</b>	<b>5,969,561</b>	<b>557,612</b>	<b>592,243</b>
811	PRIVATE ELEMENTARY EDUCATION	3,803	10,250,543	7,688,514	2,051,149	154,868	73,346
812	PRIVATE SECONDARY EDUCATION	896	2,073,768	643,264	1,176,819	125,442	18,131
813	PRIVATE TECHNICAL AND VOCATIONAL POST-SECONDARY NON-DEGREE EDUCATION	1,078	4,196,290	702,166	2,406,660	166,289	474,099
814	PRIVATE HIGHER EDUCATION	410	835,526	379,836	312,068	25,192	23,374
815	PRIVATE ADULT AND OTHER EDUCATION	609	176,362	780	22,865	85,821	3,293

TABLE 8. NUMBER OF ESTABLISHMENTS, BOOK VALUE OF FIXED ASSETS AND INTANGIBLE ASSETS FOR ESTABLISHMENTS WITH AVERAGE TOTAL EMPLOYMENT OF LESS THAN 20 BY INDUSTRY GROUP AND BY REGION: 2001

(Value in thousand pesos. Details may not add up to totals due to rounding.)

1994 PSIC CODE	INDUSTRY DESCRIPTION	NUMBER OF ESTABLISHMENT	BOOK VALUE OF FIXED ASSETS ASOF DECEMBER 31				
			TOTAL	LAND	BUILDINGS, OTHER STRUCTURES AND LAND IMPROVEMENT	ROAD VEHICLES & OTHER TRANSPORT EQUIPMENT	COMPUTERS AND PERIPHERALS
			(1)	(2)	(3)	(4)	(5)
	<b>PHILIPPINES</b>	<b>6,796</b>	<b>17,532,489</b>	<b>9,414,560</b>	<b>5,969,561</b>	<b>557,612</b>	<b>592,243</b>
811	PRIVATE ELEMENTARY EDUCATION	3,803	10,250,543	7,688,514	2,051,149	154,868	73,346
812	PRIVATE SECONDARY EDUCATION	896	2,073,768	643,264	1,176,819	125,442	18,131
813	PRIVATE TECHNICAL AND VOCATIONAL POST-SECONDARY NON-DEGREE EDUCATION	1,078	4,196,290	702,166	2,406,660	166,289	474,099
814	PRIVATE HIGHER EDUCATION	410	835,526	379,836	312,068	25,192	23,374
815	PRIVATE ADULT AND OTHER EDUCATION	609	176,362	780	22,865	85,821	3,293

TABLE 8. NUMBER OF ESTABLISHMENTS AND BOOK VALUE OF FIXED ASSETS AND INTANGIBLE ASSETS FOR PRIVATE EDUCATION ESTABLISHMENTS  
WITH AVERAGE TOTAL EMPLOYMENT OF LESS THAN 20 BY INDUSTRY GROUP: 2001 - Concluded

(Value in thousand pesos. Details may not add up to totals due to rounding.)

1994 PSIC CODE	INDUSTRY DESCRIPTION	BOOK VALUE OF FIXED ASSETS AS OF DECEMBER 31				
		SYSTEM AND APPLICATION SOFTWARE	TELECOMMUNICATIONS EQUIPMENT	ELECTRONIC MACHINERY OTHER THAN TELECOMMU- NICATIONS EQUIPMENT	OTHER MACHINERY AND EQUIPMENT	OTHER FIXED ASSETS
		(7)	(8)	(9)	(10)	(11)
	<b>PHILIPPINES</b>	<b>18,103</b>	<b>61,538</b>	<b>53,157</b>	<b>729,592</b>	<b>136,123</b>
811	PRIVATE ELEMENTARY EDUCATION	12,597	25,903	3,961	176,652	63,552
812	PRIVATE SECONDARY EDUCATION	-	8,960	-	84,207	16,945
813	PRIVATE TECHNICAL AND VOCATIONAL POST-SECONDARY NON-DEGREE EDUCATION	5,505	10,043	25,958	366,147	39,423
814	PRIVATE HIGHER EDUCATION	-	16,437	23,237	43,073	12,308
815	PRIVATE ADULT AND OTHER EDUCATION	-	195	-	59,513	3,896

TABLE 9. NUMBER OF ESTABLISHMENTS AND SALE OF FIXED ASSETS BY TYPE FOR PRIVATE EDUCATION ESTABLISHMENTS  
WITH AVERAGE TOTAL EMPLOYMENT OF LESS THAN 20 BY INDUSTRY GROUP: 2001

(Value in thousand pesos. Details may not add up to totals due to rounding.)

1994 PSIC CODE	INDUSTRY DESCRIPTION	NUMBER OF ESTABLISHMENTS	TOTAL SALE OF FIXED ASSETS	SALE OF FIXED ASSETS IN 2001				
				LAND	BUILDINGS, OTHER STRUCTURES AND LAND IMPROVEMENT	ROAD VEHICLES & OTHER TRANSPORT EQUIPMENT	MACHINERY AND OTHER EQUIPMENT	OTHER FIXED ASSETS
				(3)	(4)	(5)	(6)	(7)
	<b>PHILIPPINES</b>	<b>6,796</b>	<b>16,500</b>	<b>1,881</b>	<b>-</b>	<b>11,206</b>	<b>731</b>	<b>2,683</b>
811	PRIVATE ELEMENTARY EDUCATION	3,803	-	-	-	-	-	-
812	PRIVATE SECONDARY EDUCATION	896	-	-	-	-	-	-
813	PRIVATE TECHNICAL AND VOCATIONAL POST-SECONDARY NON-DEGREE EDUCATION	1,078	-	-	-	-	-	-
814	PRIVATE HIGHER EDUCATION	410	1,881	1,881	-	-	-	-
815	PRIVATE ADULT AND OTHER EDUCATION	609	14,620	-	-	11,206	731	2,683



TABLE 9. NUMBER OF ESTABLISHMENTS AND SALE OF FIXED ASSETS BY TYPE FOR ESTABLISHMENTS WITH AVERAGE TOTAL EMPLOYMENT OF LESS THAN 20 BY INDUSTRY GROUP AND BY REGION: 2001

(Value in thousand pesos. Details may not add up to totals due to rounding.)

1994 PSIC CODE	INDUSTRY DESCRIPTION	NUMBER OF ESTABLISHMENT	TOTAL SALE OF FIXED ASSETS	SALE OF FIXED ASSETS IN 2001				
				LAND	BUILDINGS, OTHER STRUCTURES AND LAND IMPROVEMENT	ROAD VEHICLES & OTHER TRANSPORT EQUIPMENT	MACHINERY AND OTHER EQUIPMENT	OTHER FIXED ASSETS
		(1)	(2)	(3)	(4)	(5)	(6)	(7)
	<b>PHILIPPINES</b>	<b>6,796</b>	<b>16,500</b>	<b>1,881</b>	<b>-</b>	<b>11,206</b>	<b>731</b>	<b>2,683</b>
811	PRIVATE ELEMENTARY EDUCATION	3,803	-	-	-	-	-	-
812	PRIVATE SECONDARY EDUCATION	896	-	-	-	-	-	-
813	PRIVATE TECHNICAL AND VOCATIONAL POST-SECONDARY NON-DEGREE EDUCATION	1,078	-	-	-	-	-	-
814	PRIVATE HIGHER EDUCATION	410	1,881	1,881	-	-	-	-
815	PRIVATE ADULT AND OTHER EDUCATION	609	14,620	-	-	11,206	731	2,683

TABLE 10. NUMBER OF ESTABLISHMENTS AND VALUE OF INVENTORIES BY TYPE FOR ESTABLISHMENTS WITH AVERAGE TOTAL EMPLOYMENT OF LESS THAN 20 BY INDUSTRY GROUP: 2001

(Value in thousand pesos. Details may not add up to totals due to rounding or suppression.)

1994 PSIC CODE	INDUSTRY DESCRIPTION	NUMBER OF ESTABLISHMENTS	VALUE OF INVENTORIES AS OF JANUARY 1			
			TOTAL	GOODS FOR RESALE	MATERIALS, FUELS, CONTAINERS AND SUPPLIES	OTHER INVENTORIES
			(1)	(2)	(3)	(4)
	<b>PHILIPPINES</b>	<b>6,796</b>	<b>154,054</b>	<b>15,107</b>	<b>138,946</b>	<b>-</b>
811	PRIVATE ELEMENTARY EDUCATION	3,803	34,186	5,803	28,383	-
812	PRIVATE SECONDARY EDUCATION	896	38,583	-	38,583	-
813	PRIVATE TECHNICAL AND VOCATIONAL POST-SECONDARY NON-DEGREE EDUCATION	1,078	56,245	9,207	47,038	-
814	PRIVATE HIGHER EDUCATION	410	21,877	-	21,877	-
815	PRIVATE ADULT AND OTHER EDUCATION	609	3,163	97	3,065	-

TABLE 10. NUMBER OF ESTABLISHMENTS AND VALUE OF INVENTORIES BY TYPE FOR ESTABLISHMENTS WITH AVERAGE TOTAL EMPLOYMENT OF LESS THAN 20 BY INDUSTRY GROUP: 2001

(Value in thousand pesos. Details may not add up to totals due to rounding or suppression.)

1994 PSIC CODE	INDUSTRY DESCRIPTION	VALUE OF INVENTORIES AS OF DECEMBER 31			
		TOTAL	GOODS FOR RESALE	MATERIALS, FUELS, CONTAINERS AND SUPPLIES	OTHER INVENTORIES
		(6)	(7)	(8)	(9)
	<b>PHILIPPINES</b>	<b>159,899</b>	<b>17,388</b>	<b>142,511</b>	<b>-</b>
811	PRIVATE ELEMENTARY EDUCATION	33,177	6,378	26,799	-
812	PRIVATE SECONDARY EDUCATION	41,857	-	41,857	-
813	PRIVATE TECHNICAL AND VOCATIONAL POST-SECONDARY NON-DEGREE EDUCATION	62,766	10,889	51,878	-
814	PRIVATE HIGHER EDUCATION	20,715	-	20,715	-
815	PRIVATE ADULT AND OTHER EDUCATION	1,384	122	1,262	-

TABLE 10. NUMBER OF ESTABLISHMENTS AND INVENTORIES FOR ESTABLISHMENTS WITH AVERAGE TOTAL EMPLOYMENT OF LESS THAN 20 BY INDUSTRY GROUP AND BY REGION: 2001

(Value in thousand pesos. Details may not add up to totals due to rounding or suppression.)

1994 PSIC CODE	INDUSTRY DESCRIPTION	INVENTORIES AS OF DECEMBER 31, 2001			
		TOTAL	GOODS FOR RESALE	MATERIALS, FUELS, CONTAINERS AND SUPPLIES	OTHER INVENTORIES
		(6)	(7)	(8)	(9)
	<b>PHILIPPINES</b>	<b>159,899</b>	<b>17,388</b>	<b>142,511</b>	<b>-</b>
811	PRIVATE ELEMENTARY EDUCATION	33,177	6,378	26,799	-
812	PRIVATE SECONDARY EDUCATION	41,857	-	41,857	-
813	PRIVATE TECHNICAL AND VOCATIONAL POST-SECONDARY NON-DEGREE EDUCATION	62,766	10,889	51,878	-
814	PRIVATE HIGHER EDUCATION	20,715	-	20,715	-
815	PRIVATE ADULT AND OTHER EDUCATION	1,384	122	1,262	-

# Appendices



**Please read this first**

**Accounting Standards**

- Information reported in this questionnaire should comply with Philippine Accounting Standards.

**Include**

- Include only the Philippine-based activities (including imports and exports) of the establishment referred to in the address label on the front page.

**Estimates**

- If exact figures are not available in your records please provide your best estimates.
- If an item or detail is not applicable, indicate N. A.

**Explanatory Notes and Definitions**

- Explanatory notes and definitions for this questionnaire are provided in the accompanying 16-page booklet. Please refer to the relevant *Include* and *Exclude* portions and other notes when answering each question.

**General information about the establishment**

**1 Economic Activity or Business in 2001**

Describe in detail, the main and other activities of this establishment.  
Specify major products or goods sold/produced and/or type of service rendered.

<b>NSO USE ONLY</b> Do not fill.				

**A Main Activity**

---



---

**B Secondary/Other Activities**

---

**2 Legal Organization in 2001**

Mark (X) the appropriate box.

- |  |   |   |
|--|---|---|
| 1 <input type="checkbox"/> Single Proprietorship | 3 <input type="checkbox"/> Government Corporation | 5 <input type="checkbox"/> Cooperative                                  |
| 2 <input type="checkbox"/> Partnership           | 4 <input type="checkbox"/> Private Corporation    | 6 <input type="checkbox"/> Others (foundation, NGOs, association, etc.) |

**3 Economic Organization in 2001**

Mark (X) the box corresponding to the best description of the establishment.

- 1  Single Establishment ⇒ **Go to Item 4**
- 2  Branch only ⇒ **provide details of Main Office, below**
- 3  Establishment and Main Office ⇒ **Go to Item 4**  
*(both located in the same address and with branch/es elsewhere)*
- 4  Main Office only ⇒ **Go to Item 4**
- 5  Ancillary unit other than Main Office ⇒ **provide details of Main Office, below**  
*(unit that operates primarily or exclusively for a related establishment or group of related establishments and provides goods or services that support but do not become part of the output of those establishments)*

**A Name of Main Office**.....

**B Address of Main Office**.....

**C Contact Person in Main Office**

- |                               |                  |
|-------------------------------|------------------|
| (1) Name.....                 | (3) Fax No ..... |
| (2) Title / Designation ..... | (4) E-mail ..... |
| (3) Tel. No.....              |                  |

## Employment

*Answer Items 7 and 8 for Manufacturing, Mining and Quarrying, Construction, Electricity, Gas and Water establishments only.*

**4** Number of paid employees who worked for this establishment as of 15 November 2001

a Males

b Females

c Total

(sum of a & b)

**5** Number of unpaid workers for this establishment as of 15 November 2001

a Males

b Females

c Total

(sum of a & b)

**6** Total employment of this establishment as of 15 November 2001

a Males

(sum of 4a & 5a)

b Females

(sum of 4b & 5b)

c Total

(sum of a & b)

## Production/Construction Workers and Hours Worked

**7** Number of production/construction workers as of 15 November 2001  
(Part of Item 4)

a Males

b Females

c Total

(sum of a & b)

**8** Total hours worked by production/construction workers in 2001

a Males

b Females

c Total

(sum of a & b)

## Compensation

**9** Total gross salaries and wages paid by this establishment to its employees in 2001

**10** Total employer's contributions to SSS/GSIS etc. by this establishment in 2001

**Revenue**

**Costs**

**11 Total Revenue in 2001**

- a Revenue from main activity (refer to the explanatory notes)
- b Sales of Goods
- c Industrial services done for others
- d Non-industrial services done for others
- e Income from renting and leasing
- f Interest income
- g Dividend income
- h Commissions and fees earned
- i Other income (if applicable, fill-up Item 11k)
- j Total revenue (sum of a to i)

k Please specify the nature and amount of the single largest item included in *Other income*.

Nature                      Amount

\_\_\_\_\_

**12 Subsidies received by the establishment in 2001**

**13 Total Costs incurred in 2001**

(excluding salaries and wages, and employer's contribution, Items 9 & 10)

- a Materials and supplies purchased (refer to the explanatory notes)
- b Goods purchased for resale
- c Real estate purchased for sale
- d Fuels purchased to run vehicles, machinery and other equipment
- e Electricity purchased
- f Industrial services done by others
- g Non-industrial services done by others
- h Interest expenses
- i Indirect taxes
- j Computer software expenses
- k Research and experimental development
- l Bad and doubtful debts
- m Depreciation
- n Other costs (if applicable, fill-up Item 13p)
- o Total costs (sum of a to n)

p Please specify the nature and amount of the single largest item included in *Other costs*.

Nature                      Amount

\_\_\_\_\_



## Capital Expenditures

### 14 Capital expenditures in 2001

a	Land	<input type="text"/>
b	Buildings, other structures and land improvements	<input type="text"/>
c	Road vehicles and other transport equipment	<input type="text"/>
d	Computers and peripherals	<input type="text"/>
e	System and application software capitalized	<input type="text"/>
f	Telecommunications equipment	<input type="text"/>
g	Electronic machinery other than telecommunications equipment	<input type="text"/>
h	Other machinery and equipment	<input type="text"/>
i	Other fixed assets (refer to the explanatory notes)	<input type="text"/>
j	Total (sum of a to i)	<input type="text"/>

## Book Value of Fixed Assets

### 16 Book value of fixed assets as of 31 December 2001

a	Land	<input type="text"/>
b	Buildings, other structures and land improvements	<input type="text"/>
c	Road vehicles and other transport equipment	<input type="text"/>
d	Computers and peripherals	<input type="text"/>
e	System and application software	<input type="text"/>
f	Telecommunications equipment	<input type="text"/>
g	Electronic machinery other than telecommunications equipment	<input type="text"/>
h	Other machinery and equipment	<input type="text"/>
i	Other fixed assets (refer to the explanatory notes)	<input type="text"/>
j	Total (sum of a to i)	<input type="text"/>

### 15 Capital expenditures for all fixed assets produced on own account in 2001 (Part of item 14)

## Intangible Assets

### 17 Total value of intangible assets as of 31 December 2001

## Sale of Fixed Assets

Answer Item 19 for Manufacturing, Mining and Quarrying, Electricity, Gas and Water establishments only.

### 18 Sale of fixed assets in 2001

a Land	<input type="text"/>
b Buildings and other structures	<input type="text"/>
c Road vehicles and other transport equipment	<input type="text"/>
d Machinery and other equipment	<input type="text"/>
e Other fixed assets (refer to the explanatory notes)	<input type="text"/>
f Total (sum of a to e)	<input type="text"/>

## Capacity Utilization

### 19 Average capacity utilization rate of this establishment in 2001

Mark (X) the appropriate box.

- |   |                          |            |
|---|--------------------------|------------|
| 1 | <input type="checkbox"/> | Below 50%  |
| 2 | <input type="checkbox"/> | 50% - 59%  |
| 3 | <input type="checkbox"/> | 60% - 69%  |
| 4 | <input type="checkbox"/> | 70% - 79%  |
| 5 | <input type="checkbox"/> | 80% - 89%  |
| 6 | <input type="checkbox"/> | 90% - 100% |

## Inventories

### 20 Inventories in 2001

	Value as of 1 January 2001 (1)	Value as of 31 December 2001 (2)
a Finished products	<input type="text"/>	<input type="text"/>
b Work-in-progress	<input type="text"/>	<input type="text"/>
c Goods for resale	<input type="text"/>	<input type="text"/>
d Real estate for sale	<input type="text"/>	<input type="text"/>
e Materials, fuels, containers and supplies	<input type="text"/>	<input type="text"/>
f Others, specify _____	<input type="text"/>	<input type="text"/>
g Total (sum of a to f)	<input type="text"/>	<input type="text"/>

**21 Branches, Divisions, Plants owned or controlled (for Main Office)**

Please use additional sheet if necessary.

List name, address and total employment (as of 15 November 2001) of branches, divisions, plants, or other establishments that this establishment owns or controls.

	Name (1)	Address (2)	Total Employment as of 15 November 2001 (3)
1			
2			
3			
4			
5			
6			
7			
8			

**Manager of Establishment**

**22 Profile of the person managing this establishment in 2001**

Mark (X) the appropriate box.

**A Position/Title**

1  Chief Executive Officer

3  President

2  Manager/Owner

4  Others, specify.....

**B Gender**

1  Male

2  Female

**C Age**

(Enter as of 31 December 2001)

**Time Spent on this Questionnaire**

**23 Please provide an estimate of the time taken to complete this questionnaire**

hrs
mins

## Your Comments

### 24 Please provide comments

a on any of the information you have provided

---



---

b on questions that caused you problems with details

---



---

c suggested improvement to this questionnaire including the layout

---



---

d on the explanatory notes in the accompanying booklet.

---



---

### Certification

I hereby certify that this report for the period ..... to ..... has been completed as accurately as the records of this establishment allow and with the best estimates in some instances.

Name.....Signature.....

Title/Designation..... Date.....

DO NOT FILL (FOR NSO USE ONLY)			
Activity	Name	Signature	Date
Field Edited by			
Edited/Coded by			
Verified by			

Thank you for completing this form!

**Note**

- The items listed under *Include* and *Exclude* are examples and should not be taken as a complete list of items to be included or excluded.
- Items that do not require an explanation are not listed below.

**General information about the establishment**

**1 Economic Activity or Business in 2001**

**Main Activity**

*Main activity* - refers to the activity that contributes the biggest or major portion of the gross income or revenue of this establishment.

**Employment**

**4 Number of paid employees who worked for this establishment as of 15 November 2001**

**Paid employees**

***Include***

- Full-time/part-time workers
- Employees on sick or maternity leave
- Employees on paid vacation or holiday
- Employees working away from this establishment paid by and under the control of this establishment
- Employees on strike
- Salaried directors (except when paid solely for their attendance at meetings of the board of directors)
- Executives and other officers of the same category
- Working owners receiving regular pay
- Apprentices and learners receiving regular pay
- Any other employees receiving regular pay not reported above

***Exclude***

- Directors paid solely for their attendance at meetings of the board of directors
- Consultants
- Home workers
- Workers receiving commissions only
- Workers on indefinite leave
- Working owners who do not receive regular pay

**Cont. – Employment**

**5 Number of unpaid workers for this establishment as of 15 November 2001**

**Unpaid workers**

***Include***

- Working owners who do not receive regular pay
- Apprentices and learners without regular pay
- Persons working for at least 1/3 of the working time normal to the establishment without regular pay

***Exclude***

- Silent or inactive partners
- Managers and directors of corporations working for pay
- Working owners receiving regular pay

**Production/Construction Workers and Hours Worked**

**7 Number of production/construction workers as of 15 November 2001**

*Number of hours worked by production/construction workers* - the number of hours actually spent by production workers at work.

**Production/Construction workers**

***Include***

- Working foremen
- Workers directly engaged in the production/construction process

***Exclude***

- Apprentices and other learners receiving regular pay
- Managers, executives, administrative and technical personnel above foreman level
- Accounting and personnel staff

**8 Total hours worked by production/construction workers in 2001**

***Include***

- Waiting time and overtime

***Exclude***

- Time for paid sick leave and paid vacation leave

**Compensation**

**9 Total gross salaries and wages paid by this establishment to its employees in 2001**

*Gross salaries and wages* - payments in cash or in kind prior to any deductions for employees' contributions to SSS/GSIS, withholding tax, etc.

**Note**

- Report on an accrual basis.

**Include**

- Total basic pay
- Overtime pay (payment given for extra hours worked)
- Vacation, sick and maternity leave pay
- Bonuses
- Food, housing and cost of living allowances
- Commissions paid for salaried employees
- Commutable transportation and representation allowances
- Separation, retirement/terminal pay; gratuities, etc.
- Share of harvest given to employees as salaries and wages valued at net cost

**Exclude**

- Cost of uniform/working clothes
- Reimbursable transportation and representation allowances

**10 Total employer's contributions to SSS/GSIS etc. paid by this establishment in 2001**

*Employers' contributions to SSS/GSIS* - contributions to Employees Compensation Commission (ECC), MEDICARE, PAG-IBIG, SSS/GSIS etc.

**Revenue**

**11 Total Revenue in 2001**

*Revenue* - cash received and receivables for products/by-products sold and services rendered.

**Note**

- Valuation should be in producer's price net of discounts and allowances.

**Cont. – Revenue**

**General Inclusions/Exclusions**

**Include**

- Goods transferred and services rendered to other establishments belonging to the same enterprise as this establishment which should be treated as sales and valued as if sold to a customer or valued at cost
- Duties and taxes on products when they leave the establishment
- Revenue from products made elsewhere for this establishment on a contractual basis from materials supplied by this establishment
- Value of products sold to domestic market, directly exported, transferred to other plants or establishments belonging to the same enterprise.

**Exclude**

- Subsidies received

**a Revenue from main activity**

- Report revenue from main activity not classifiable in *Items 11b to 11h* if engaged in agriculture and forestry; fishing; mining and quarrying; manufacturing; electricity, gas and water; construction; hotels and restaurant services; transport, storage and communications; education; health and social works services;

**Include**

- Net premiums earned from insurance and pension funding activities.
- Contract price of real estate sold

**Exclude**

- Commission income and fees earned by insurance agents and brokers, and those engaged in real estate activities on a fee or contract basis.

**b Sales of Goods**

*Sale of goods* - receipts from goods sold in the same condition as purchased; goods transferred to other establishments of the same enterprise.

## Cont. – Revenue

### *Include*

- Delivery charges not separately invoiced to customers
- Progress payments for long term contracts
- Export sales (f. o. b.)

### *Exclude*

- Sales taxes, value added taxes, excises and duties received on behalf of the government
- Sales of fixed tangible assets
- Export freight charges
- Delivery charges separately invoiced to customers

## c Industrial services done for others

*Industrial services* - services related to manufacturing, mining and quarrying, electricity, gas and water, and construction.

### *Include*

- Industrial repair
- Maintenance and installation work

## d Non-industrial services done for others

*Non-industrial services* - services related to services other than those above.

### *Include*

- Income from storage and warehousing
- Income from freight, research, consultancy, and other professional and business services
- Management fees/charges from related and unrelated businesses
- Subscriptions and membership fees
- Delivery charges separately invoiced to customers

### *Exclude*

- Interest income
- Renting and leasing income

## e Income from renting and leasing

### *Include*

- Rental income from land, building/spaces for business use, machineries and transport equipment
- Income from operating leases

## Cont. – Revenue

### *Exclude*

- Income from finance leases
- Payments received under hire purchase arrangements

## f Interest income

### *Include*

- Interest from loans and advances made to related and unrelated establishments
- Interest on finance leases
- Earnings on discounted bills
- Interest from deposits in banks and other financial institutions
- Interest/discounts on loans, deposits, financing, bonds, money market, etc.

## f Commissions and fees earned

### *Include*

- Commissions income
- Income earned from wholesale on a fee or contract basis
- Income earned through agents and brokers
- Income earned from real estate activities on a fee or contract basis

## f Other income

### *Include*

- Service charges

## 12 Subsidies received by the establishment in 2001

*Subsidies* - special grants in the form of financial assistance or tax exemption or tax privilege received from the government to aid and develop an industry.

### *Include*

- Tax credit, tax and duty exemptions
- Price support and price discount
- Interest rate subsidy

## Costs

## 13 Total Costs incurred in 2001

*Costs* - all expenses incurred during the year whether paid or payable.

## Cont. – Cost

### **Note**

- *Valuation* should be at market price including taxes and other charges, net of discounts, rebates, returns and allowances.

### General inclusions/exclusions

#### **Include**

- Goods received from and services rendered by other establishments belonging to the same enterprise as this establishment which should be valued as though purchased
- Fuels produced on own account to generate electricity

#### **Exclude**

- Compensation of employees

## **a Materials and supplies purchased**

### **Include**

- Materials, components, containers and packaging materials, office supplies
- Uniforms/working clothes, etc.
- Electricity, fuels, lubricants and water

### **Exclude**

- Purchases of parts and fuels for motor vehicles

## **b Goods purchased for resale**

### **Include**

- Acquisition cost of goods purchased for resale without transformation or processing.

## **c Industrial services done by others**

*Industrial services* - services related to manufacturing, mining and quarrying, electricity, gas and water, and construction.

### **Include**

- Industrial repair
- Maintenance and installation work

## **d Non-industrial services done by others**

*Non-industrial services* - services related to services other than those above.

## Cont. – Cost

### **Include**

- Bank charges **excluding** interest
- Insurance expense / claims
- Commission expense for non-regularly paid employees
- Communication expense
- Professional, business and other service fees
- Rental expense
- Transportation, representation and entertainment expenses
- Storage and warehousing fees
- Stevedoring, forwarding and other freight charges, etc.

## **e Interest expenses**

*Interest expense* - interest paid for loans obtained from banks and other financial institutions.

### **Include**

- Interest on bank loans
- Interest in respect of finance leases
- Interest on loans made to this establishment from related and unrelated businesses
- Interest equivalent such as hedging costs
- Expenses associated with discounted bills

### **Exclude**

- Bank charges other than interest
- Capital repayments

## **f Indirect taxes**

*Indirect taxes* - taxes, other than income tax, incidental to the production or sale of goods and services chargeable as expenses.

### **Include**

- Net value added tax, import duties, business licenses, BIR stamps, franchise tax and real estate tax
- Other local taxes

## **g Computer software expenses**

### **Include**

- Installation costs paid to external service providers
- Purchase costs



**Cont. – Cost**

**Exclude**

- License fees and royalties
- Computer software capitalized
- Software maintenance

**h Research and experimental development**

*Cost of research and experimental development* - amount spent on any systematic and creative work undertaken to increase the stock knowledge and the use of this knowledge to devise new application.

**i Bad and doubtful debts**

**Note**

- Report the expense item as recorded in the profit and loss statement for this establishment as bad debts, doubtful debts, and/or provision for bad and doubtful debts
- Report net of bad debts recovered

**j Depreciation**

**Note**

- Report depreciation as recorded in the financial or management accounts for this establishment for the year 2001.

**k Other operating expenses**

**Include**

- License fees and royalties
- All other operating expenses not included elsewhere

**Exclude**

- Salaries and wages
- SSS/HDMF and ECC contributions
- Damages and losses
- Amortization
- Sales tax and excise duties payable to the government
- Income tax and other direct tax
- Unrealized gains from revaluation of assets
- Losses on asset sales and foreign exchange losses
- Capital repayments and change in inventories

**Capital Expenditure**

**14 Capital expenditure in 2001**

*Fixed Assets* - physical assets consisting of land; buildings, other structures and land improvements; transport equipment; computer and peripherals; system and application software; telecommunications equipment and apparatus; other electronic machinery and equipment; other machinery and equipment including furniture and fixtures acquired and for use of this establishment and expected to have a productive life of more than one year.

**Note**

- Report the full value of fixed assets acquired in 2001 whether or not full payments have been made.

**Include**

- Fixed assets received from other establishments belonging to the same enterprise as this establishment should be valued as though purchased.
- Delivery charges, and installation costs, taxes and other necessary fees (import duties, registration fees, etc.)

**e System and application software capitalized**

**Note**

- If software and hardware costs cannot be separated, include total in Computers and peripherals

**Include**

- Installation costs
- Purchase or development of large databases
- Computer software developed in-house

**Exclude**

- Computer software expenses
- Software maintenance

**15 Capital expenditure for all fixed assets produced on own account in 2001**

**Note**

- The work should be valued at the cost of materials, wages and salaries involved which have been capitalized in the accounts.

## Cont. – Capital Expenditure

### *Include*

- Capitalized work done by own employees in manufacturing, constructing or installing assets or in developing computer software in-house for use by this establishment or for rental or lease.
- All costs capitalized in this business' books (including legal fees, real estate transfer costs and assets acquired under finance leases)
- Progress payments made to contractors for capital work done by them.

## Book Value of Fixed Assets

### 16 Book value of fixed assets as of 31 December 2001

*Book value* - the initial or acquisition cost of fixed assets less accumulated depreciation charges.

#### *Include*

- Capital expenditure for the corresponding fixed assets during the year as of December 31, 2001.

## Intangible Assets

### 17 Total value of intangible assets as of 31 December 2001

#### *Include*

- Patents, licenses and goodwill

## Sale of Fixed Assets

### 18 Sale of fixed assets in 2001

*Sale of fixed assets* - actual amount received/realized (not book value) from the sale of fixed assets in 2001.

#### *Include*

- The value of fixed assets transferred to other establishments of the same enterprise.

#### d Machinery and other equipment

#### *Include*

- Computers and peripherals
- System application software capitalized
- Telecommunications equipment
- Electronic machinery other than telecommunications equipment
- Other machinery and equipment

## Capacity Utilization

### 19 Average capacity utilization rate of this establishment in 2001

*Capacity utilization* - the ratio of total output to the maximum rated capacity of the establishment.

## Inventories

### 20 Inventories in 2001

*Inventories* - refer to stocks of goods owned by or under the control of the establishment as of a fixed date, regardless of where the stocks are located.

#### *Note*

- *Report* the value of all inventories owned by or under the control of this establishment at the beginning and end of 2001.
- Inventories should be at current replacement cost in purchaser's price at the indicated dates.

#### a Finished products

*Finished products* - goods made by this establishment that are ready for sale/shipment as of reference date.

#### b Work-in-process

*Work-in-process* - value of all materials which have been partially processed by the establishment but which are not usually sold or turned over to other establishments without further processing.

#### *Include*

- Work-in process for the account of others, irrespective of the arrangements for financing.

## Time Spent on this Questionnaire

### 23 Please provide an estimate of the time taken to complete this questionnaire

#### *Include*

- The time actually spent reading the instructions, working on the questions, and obtaining the information
- The time spent by all employees in collecting and providing this information