

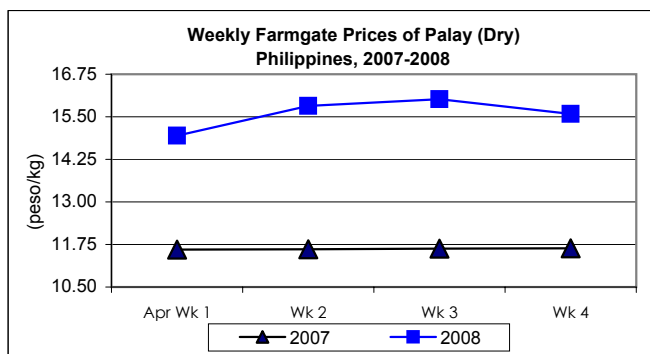


## Updates on Palay, Rice & Corn Prices, April 2008

### A. Farmgate Price of Palay

\* Farmgate price of palay which had been increasing for three (3) consecutive weeks declined as the month closed.

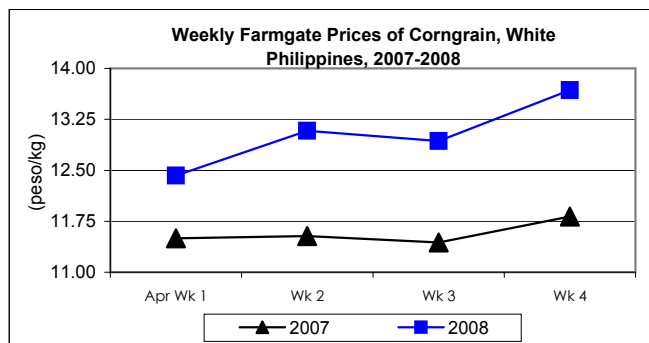
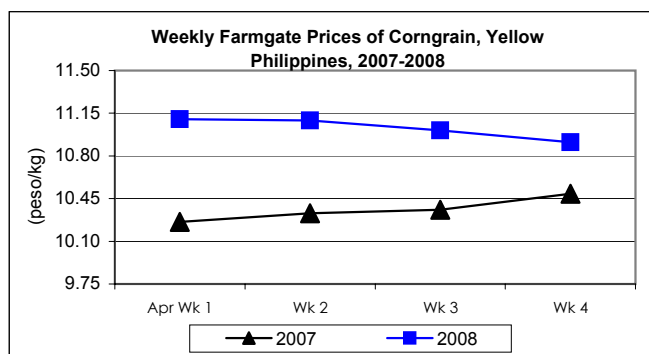
- Average price of palay for the month was P15.56/kg, it was **higher** by 19.50% and 33.89% from last month's and last year's levels, respectively.



### B. Farmgate Prices of Corngrain, Yellow and White

\* Price of yellow corngrain had been going down since the 2<sup>nd</sup> week while that of white corngrain recorded price cut on the 3<sup>rd</sup> week. Even then, the monthly average prices closed at higher level than the previous month's quotations.

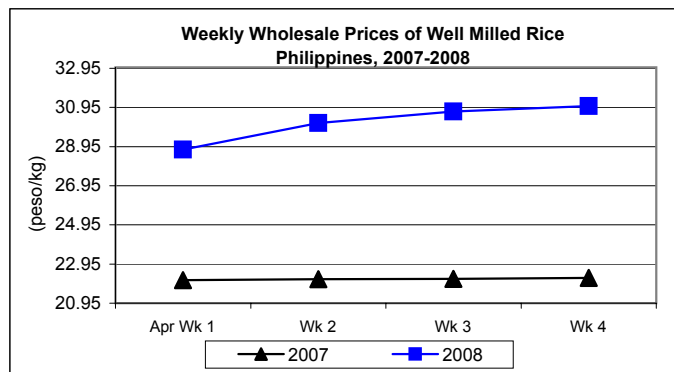
- Monthly average price of yellow corngrain at P11.04/kg **increased** by 1.80% from last month's price and by 7.03% compared to last year's report .
- White corngrain's monthly average price of P13.09/kg was **up** by 13.35% compared to the price recorded last month and by 12.86% relative to the price of the same period last year.



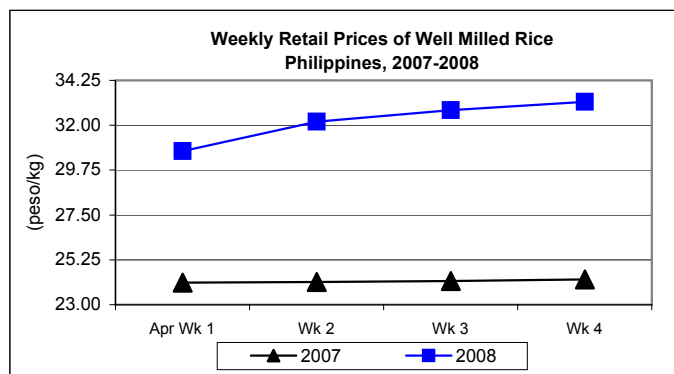
### C. Wholesale and Retail Prices of Well Milled Rice (WMR)

☀ Both wholesale and retail prices still recorded weekly increases but at diminishing rates.

- Average wholesale price of P30.18/kg recorded **increments** of 17.89% from last month's price and 36.07% from last year's level.



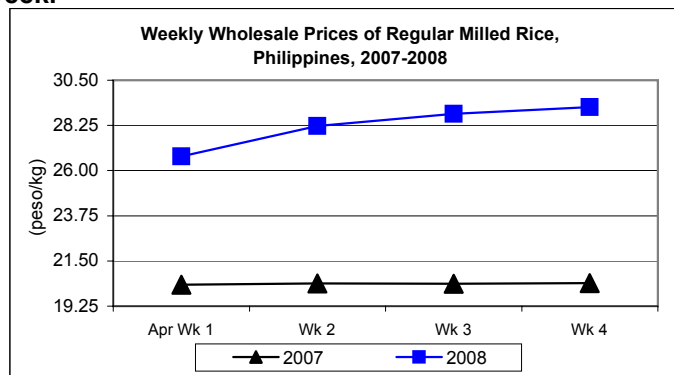
- Monthly average price of P32.20/kg **rose** by 16.80% from last month's price and by 33.23% over the 2007 record.



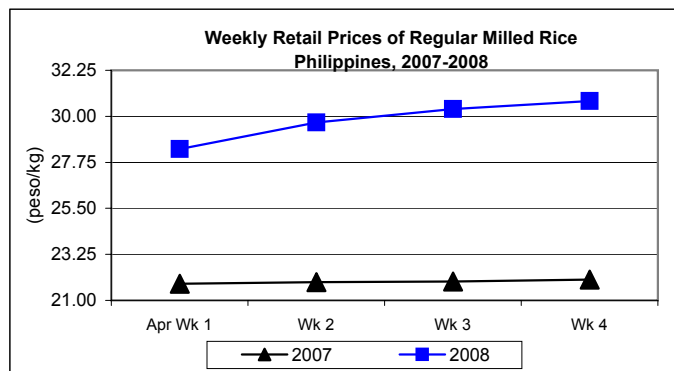
### D. Wholesale and Retail Prices of Regular Milled Rice (RMR)

☀ Prices at both wholesale and retail levels moved upward during the month. The lowest rates of increases were recorded during the last week.

- Wholesale price at P28.12/kg registered **increases** of 19.09% from the price of last month and 38.10% from last year's price.



- At retail, price averaged P29.80/kg, **up** by 17.97% and 36.01% from prices recorded last month and last year, respectively.

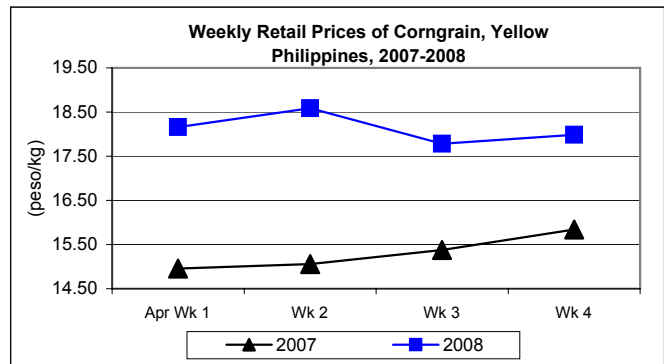
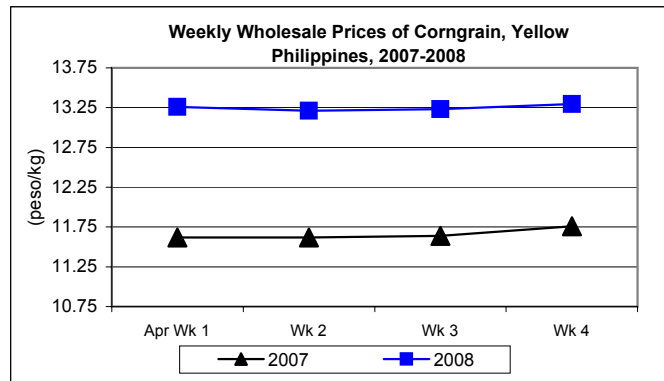


## E. Wholesale and Retail Prices of Corngrain, Yellow

☀ Wholesale price posted minimal fluctuations while retail price recorded a drop on the 3<sup>rd</sup> week but recovered as the month closed.

■ Wholesale price at P13.25/kg was **above** last month's and last year's prices by 1.91% and 13.72%, respectively.

■ Retail price at P18.30/kg was **up** by 2.02% from last month's P17.94/kg and by 18.46% from last year's P15.45/kg.

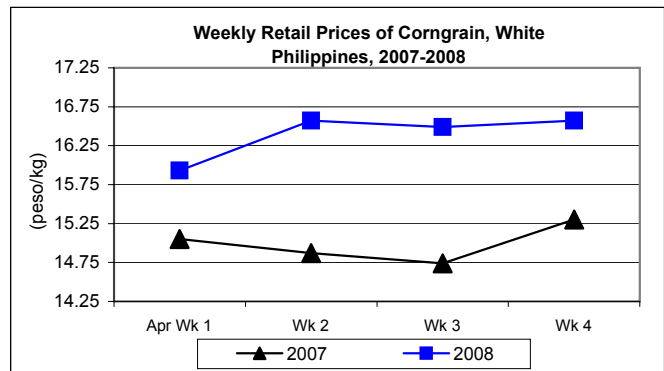
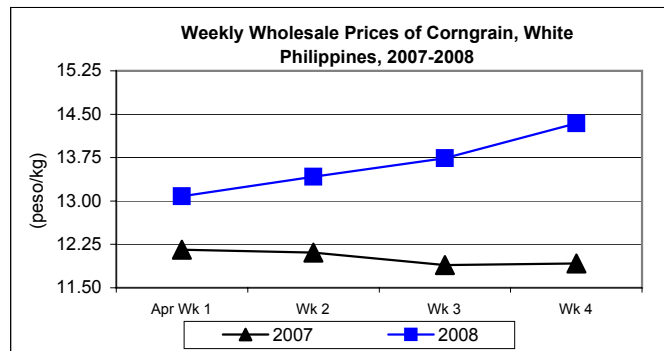


## F. Wholesale and Retail Prices of Corngrain, White

☀ At wholesale, price continuously moved upward while at retail, price weakened during the 3<sup>rd</sup> week of the month.

■ Wholesale price at P13.57/kg **rose** by 7.48% from price of last month and by 12.56% compared to last year.

■ Retail price at 16.42/kg was **higher** than last month's price by 5.30% and **above** last year's quotation by 9.66%.



**Annex 1**

**Comparative Farmgate, Wholesale and Retail Prices of Palay, Rice and Corn, Philippines for the month of April 2008**

Month/Week	Palay, dry		Well Milled Rice (WMR)			
	Farmgate Prices		Wholesale Prices		Retail Prices	
	Price/kg	% Change	Price/kg	% Change	Price/kg	% Change
Wk 1	14.95	6.41	28.80	6.04	30.71	5.24
Wk 2	15.82	5.82	30.16	4.72	32.18	4.79
Wk 3	16.02	1.26	30.74	1.92	32.75	1.77
Wk 4	15.59	-2.71	31.02	0.91	33.17	1.29
Apr 2008	15.56	-	30.18	-	32.20	-
Apr 2007	11.62	33.89	22.18	36.07	24.17	33.23
Mar 2008	13.02	19.50	25.60	17.89	27.57	16.80

Month/Week	Regular Milled Rice (RMR)			
	Wholesale Prices		Retail Prices	
	Price/kg	% Change	Price/kg	% Change
Wk 1	26.71	5.41	28.40	5.73
Wk 2	28.22	5.65	29.70	4.58
Wk 3	28.82	2.13	30.35	2.19
Wk 4	29.16	1.19	30.75	1.31
Apr 2008	28.12	-	29.80	-
Apr 2007	20.36	38.10	21.91	36.01
Mar 2008	23.61	19.09	25.26	17.97

Month/Week	Corngrain, Yellow					
	Farmgate Prices		Wholesale Prices		Retail Prices	
	Price/kg	% Change	Price/kg	% Change	Price/kg	% Change
Wk 1	11.10	0.18	13.26	0.61	18.16	0.11
Wk 2	11.09	-0.09	13.21	-0.38	18.59	2.37
Wk 3	11.01	-0.72	13.23	0.15	17.78	-4.36
Wk 4	10.91	-0.89	13.30	0.51	17.99	1.16
Apr 2008	11.04	-	13.25	-	18.30	-
Apr 2007	10.31	7.03	11.65	13.72	15.45	18.46
Mar 2008	10.84	1.80	13.00	1.91	17.94	2.02

Month/Week	Corngrain, White					
	Farmgate Prices		Wholesale Prices		Retail Prices	
	Price/kg	% Change	Price/kg	% Change	Price/kg	% Change
Wk 1	12.42	2.99	13.08	0.38	15.93	1.14
Wk 2	13.08	5.31	13.42	2.60	16.57	4.02
Wk 3	12.93	-1.15	13.74	2.38	16.49	-0.48
Wk 4	13.68	5.81	14.34	4.38	16.57	0.50
Apr 2008	13.09	-	13.57	-	16.42	-
Apr 2007	11.60	12.86	12.06	12.56	14.97	9.66
Mar 2008	11.55	13.35	12.63	7.48	15.59	5.30

\* - Apr 08/Apr 07 and Apr 08/Mar 08, respectively