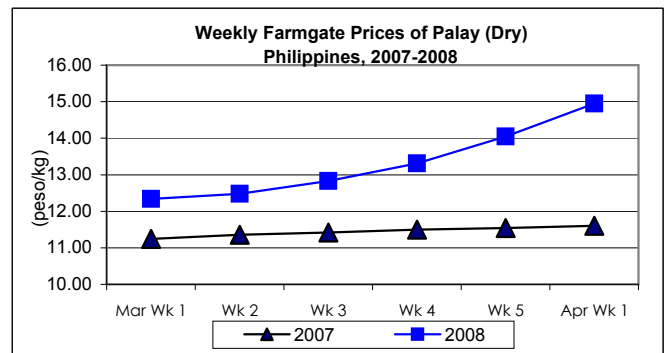




Updates on Palay, Rice & Corn Prices, April 2-8, 2008

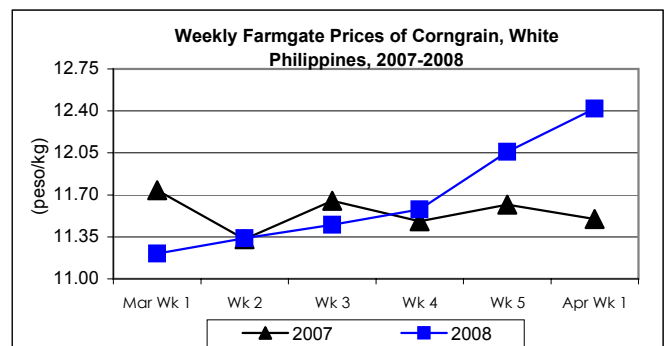
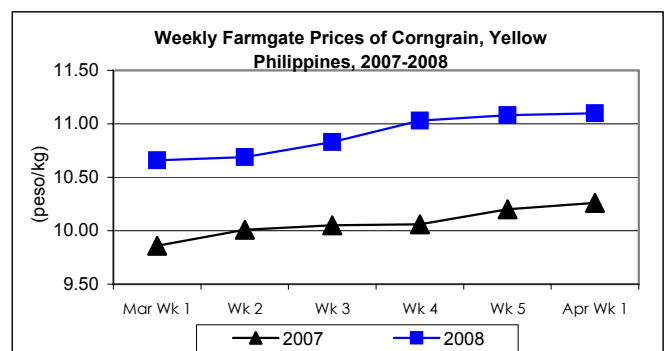
A. Farmgate Price of Palay

- * Farmgate price of palay continued to go up at faster rate.
 - Average price at P14.95/kg during the period was **up** by 6.41% and 28.88% from last week's and last year's prices, respectively.



B. Farmgate Prices of Corngrain, Yellow and White

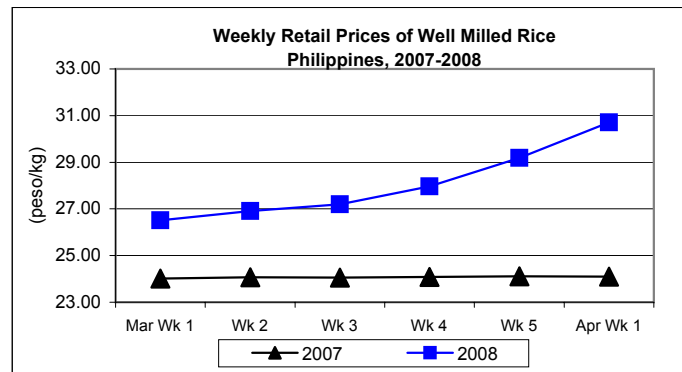
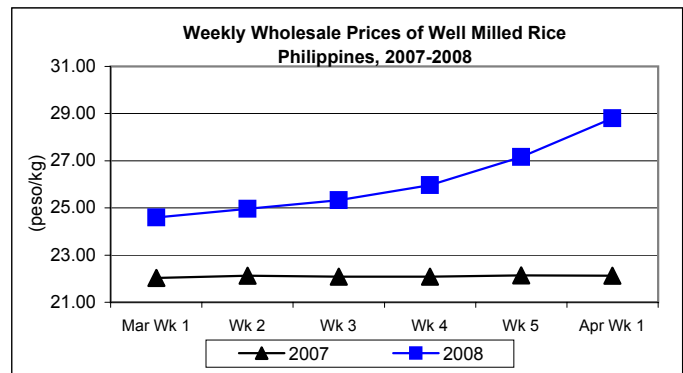
- * Farmgate prices of both yellow and white corngrains recorded increases from last week's quotations although at slower rates.
 - Yellow corngrain price at P11.10/kg was **up** from last week's price by 0.18% and from last year's record by 8.19%.
 - White corngrain price at P12.42/kg, was **higher** by 2.99% from the previous week's price and by 8% relative to last year's record.



C. Wholesale and Retail Prices of Well Milled Rice (WMR)

☀ Price continued to register increments at both wholesale and retail levels.

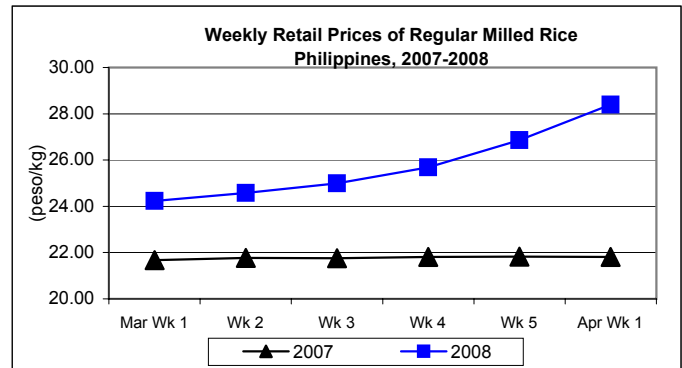
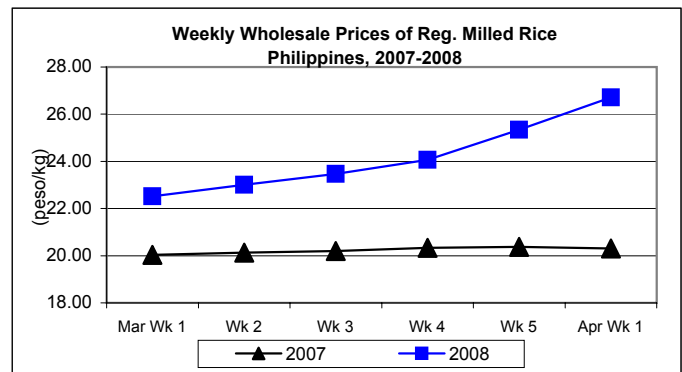
- Average wholesale price at P28.80/kg showed **increases** of 6.04% from last week's price and by 30.20% from last year's report
- Retail price of P30.71/kg indicated **increments** of 5.24% from last week's price and by 27.43% from last year's level.



D. Wholesale and Retail Prices of Regular Milled Rice (RMR)

☀ Wholesale and retail prices were above last week's and last year's levels.

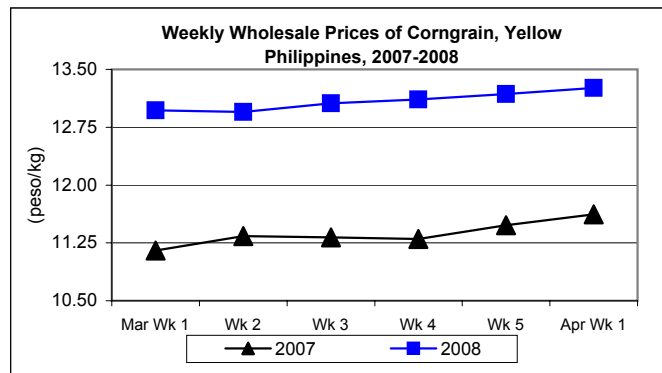
- Wholesale price at P26.71/kg **rose** by 5.41% and 31.51% from prices of last week and last year, respectively.
- Retail price at P28.40/kg was **above** last week's price by 5.73% and by 30.22% compared to 2007 level.



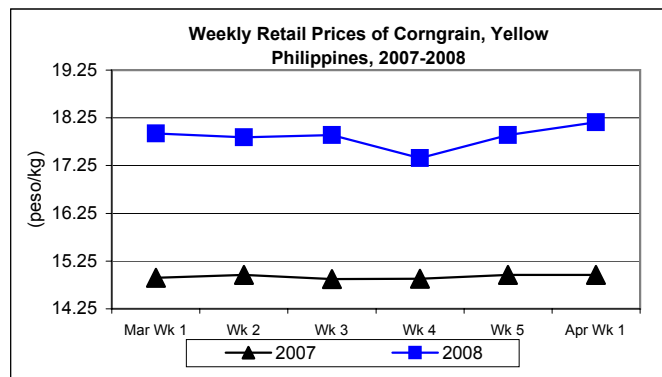
E. Wholesale and Retail Prices of Corngrain, Yellow

✦ Both wholesale and retail prices sustained last week's increases.

- At wholesale, the price of P13.26/kg indicated **increases** of 0.61% from last week's P13.18/kg and 14.11% from last year's P11.62/kg.



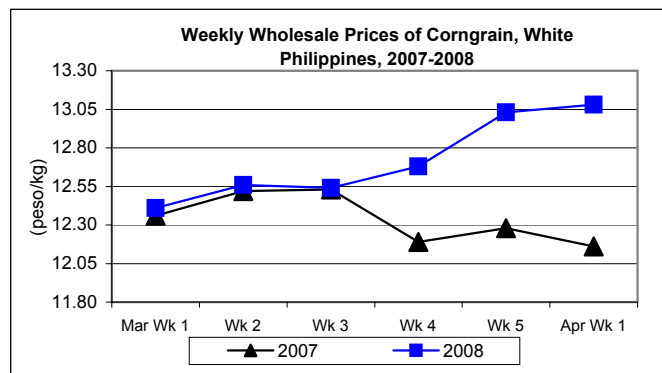
- Retail price at P18.16/kg recorded **mark-ups** of 1.51% from last week's price and 21.39% from last year's quotation.



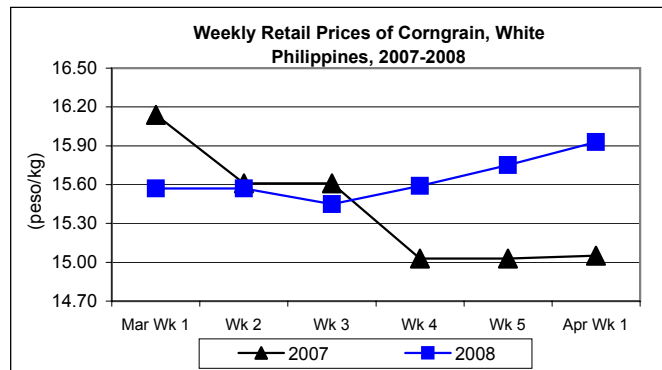
F. Wholesale and Retail Prices of Corngrain, White

✦ Prices at both wholesale and retail levels continued to move upward.

- Wholesale price at P13.08/kg was **above** last week's record by 0.38% and was 7.57% **higher** than last year's level.



- Retail price at P15.93/kg was **up** by 1.14% from last week's price and by 5.85% compared to price of last year.



Annex 1

Comparative Weekly Farmgate, Wholesale and Retail Prices of Palay, Rice and Corn, Philippines

Month/Week	Palay (Dry)				Well Milled Rice (WMR)							
	Farmgate Prices				Wholesale Prices				Retail Prices			
	2007	2008	% Change		2007	2008	% Change		2007	2008	% Change	
(1)	(2)	(3)	(3)/(2)	(weekly)	(6)	(7)	(7)/(6)	(weekly)	(10)	(11)	(11)/(10)	(weekly)
Mar Wk 1	11.24	12.34	9.79	0.98	22.03	24.59	11.62	1.44	24.02	26.51	10.37	1.07
Wk 2	11.36	12.48	9.86	1.13	22.12	24.96	12.84	1.50	24.07	26.91	11.80	1.51
Wk 3	11.42	12.83	12.35	2.80	22.08	25.33	14.72	1.48	24.06	27.20	13.05	1.08
Wk 4	11.50	13.31	15.74	3.74	22.09	25.96	17.52	2.49	24.09	27.97	16.11	2.83
Wk 5	11.54	14.05	21.75	5.56	22.14	27.16	22.67	4.62	24.11	29.18	21.03	4.33
Apr Wk 1	11.60	14.95	28.88	6.41	22.12	28.80	30.20	6.04	24.10	30.71	27.43	5.24

Month/Week	Regular Milled Rice (RMR)							
	Wholesale Prices				Retail Prices			
	2007	2008	% Change		2007	2008	% Change	
(1)	(2)	(3)	(3)/(2)	(weekly)	(6)	(7)	(7)/(6)	(weekly)
Mar Wk 1	20.03	22.52	12.43	1.53	21.67	24.23	11.81	1.85
Wk 2	20.13	23.01	14.31	2.18	21.77	24.58	12.91	1.44
Wk 3	20.20	23.47	16.19	2.00	21.76	25.00	14.89	1.71
Wk 4	20.33	24.07	18.40	2.56	21.81	25.68	17.74	2.72
Wk 5	20.37	25.34	24.40	5.28	21.83	26.86	23.04	4.60
Apr Wk 1	20.31	26.71	31.51	5.41	21.81	28.40	30.22	5.73

Month/Week	Corngrain, Yellow											
	Farmgate Prices				Wholesale Prices				Retail Prices			
	2007	2008	% Change		2007	2008	% Change		2007	2008	% Change	
(1)	(2)	(3)	(3)/(2)	(weekly)	(6)	(7)	(7)/(6)	(weekly)	(10)	(11)	(11)/(10)	(weekly)
Mar Wk 1	9.86	10.66	8.11	0.38	11.15	12.97	16.32	0.23	14.90	17.92	20.27	0.11
Wk 2	10.01	10.69	6.79	0.28	11.34	12.95	14.20	-0.15	14.96	17.84	19.25	-0.45
Wk 3	10.05	10.83	7.76	1.31	11.32	13.06	15.37	0.85	14.87	17.89	20.31	0.28
Wk 4	10.06	11.03	9.64	1.85	11.30	13.11	16.02	0.38	14.88	17.41	17.00	-2.68
Wk 5	10.20	11.08	8.63	0.45	11.48	13.18	14.81	0.53	14.96	17.89	19.59	2.76
Apr Wk 1	10.26	11.10	8.19	0.18	11.62	13.26	14.11	0.61	14.96	18.16	21.39	1.51

Month/Week	Corngrain, White											
	Farmgate Prices				Wholesale Prices				Retail Prices			
	2007	2008	% Change		2007	2008	% Change		2007	2008	% Change	
(1)	(2)	(3)	(3)/(2)	(weekly)	(6)	(7)	(7)/(6)	(weekly)	(10)	(11)	(11)/(10)	(weekly)
Mar Wk 1	11.74	11.21	-4.51	1.82	12.36	12.41	0.40	0.81	16.14	15.57	-3.53	1.50
Wk 2	11.33	11.34	0.09	1.16	12.52	12.56	0.32	1.21	15.61	15.57	-0.26	0.00
Wk 3	11.65	11.45	-1.72	0.97	12.53	12.54	0.08	-0.16	15.61	15.45	-1.02	-0.77
Wk 4	11.48	11.58	0.87	1.14	12.19	12.68	4.02	1.12	15.03	15.59	3.73	0.91
Wk 5	11.62	12.06	3.79	4.15	12.28	13.03	6.11	2.76	15.03	15.75	4.79	1.03
Apr Wk 1	11.50	12.42	8.00	2.99	12.16	13.08	7.57	0.38	15.05	15.93	5.85	1.14