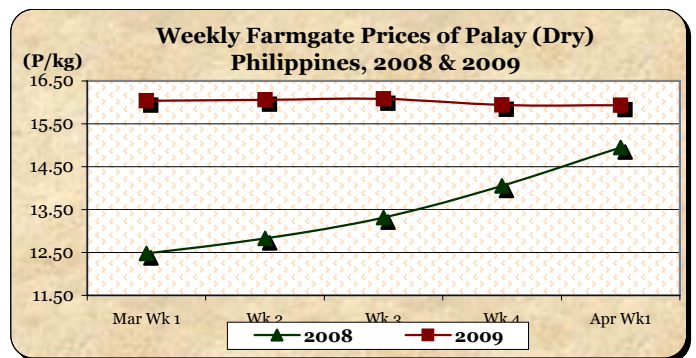


A. Farmgate Price of Palay

★ Price continued to weaken at a rate slower than last week's record.

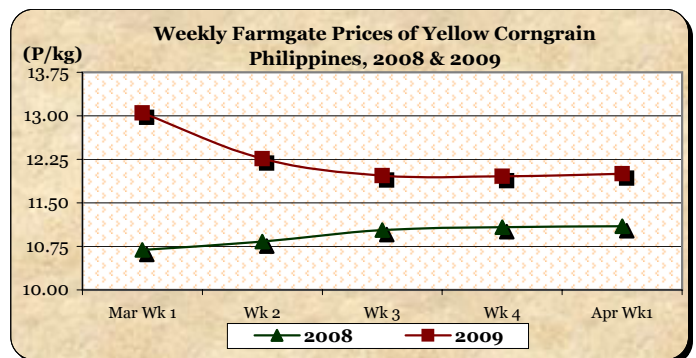
- Average price at P15.93/kg was slightly lower than last week's quotation by 0.06% but was higher than last year's level by 6.56%.



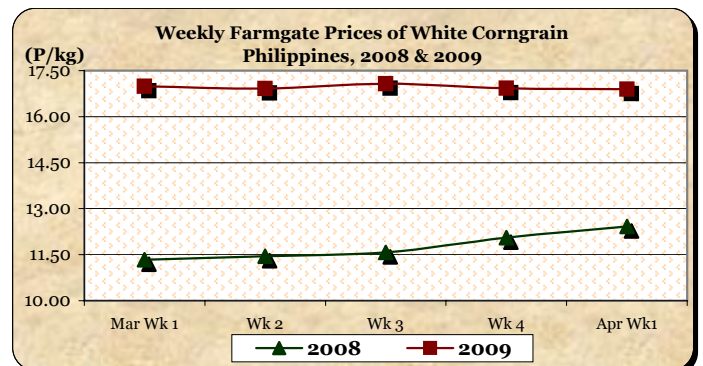
B. Farmgate Prices of Corngrain, Yellow and White

★ Yellow corngrain price recovered from continuous weekly decreases in March. White corngrain, on the other hand, sustained a price cut.

- Yellow corngrain price at P12.00/kg rose by 0.33% and 8.11% relative to prices of last week and last year, respectively.



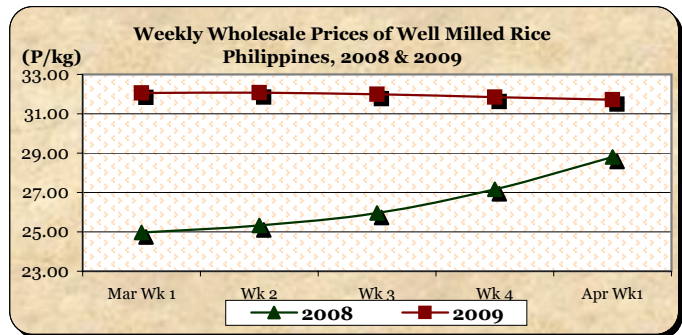
- White corngrain price at P16.89/kg registered a 0.24% decrement from last week's P16.93/kg but indicated a 35.99% increment compared to last year's P12.42/kg.



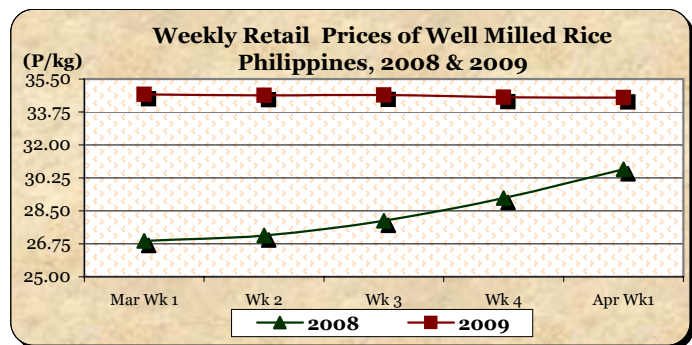
C. Wholesale and Retail Prices of Well Milled Rice (WMR)

* Prices went down at both wholesale and retail levels.

- Average wholesale price at P31.72/kg was 0.41% **below** last week's report but 10.14% **above** last year's level.



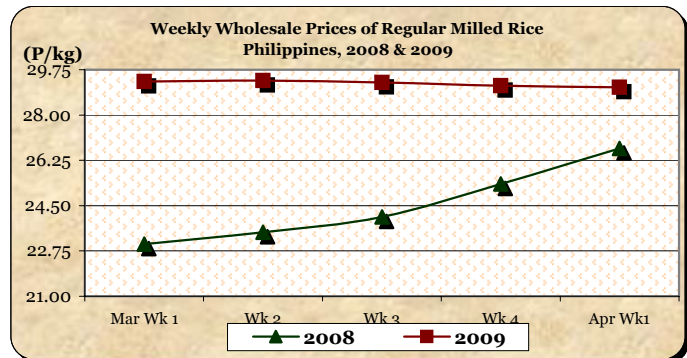
- Average retail price at P34.52/kg **slightly eased down** by 0.03% from last week's P34.53/kg but **moved up** by 12.41% from last year's P30.71/kg.



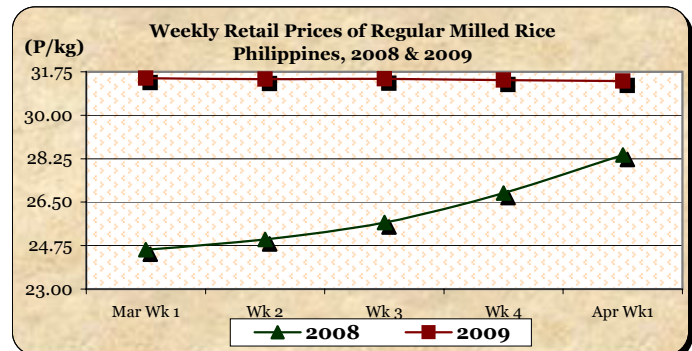
D. Wholesale and Retail Prices of Regular Milled Rice (RMR)

* Both wholesale and retail prices reflected reductions.

- Wholesale price which closed at P29.07/kg **fell** by 0.21% from last week's level but **rose** by 8.84% relative to 2008 record.



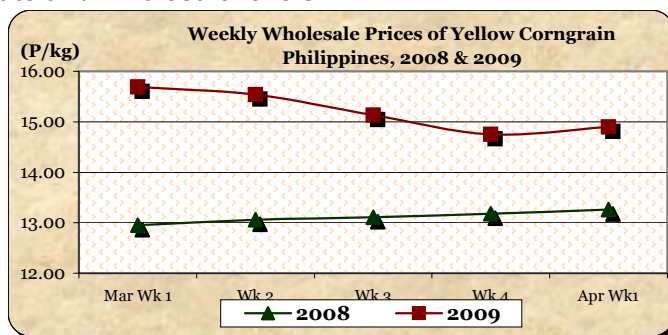
- Retail price which averaged P31.38/kg indicated a 0.13% **cut** from last week's price but posted a 10.49% **mark-up** compared to last year's quotation.



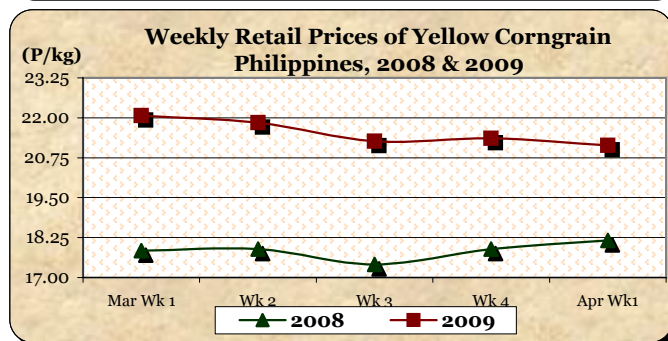
E. Wholesale and Retail Prices of Corngrain, Yellow

* Wholesale price moved up after a continuous downtrend. Retail price, however, moved down despite upward movements at farmgate and wholesale levels.

■ Wholesale price at P14.90/kg **increased** by 1.02% and 12.37% from prices of last week and last year, respectively.



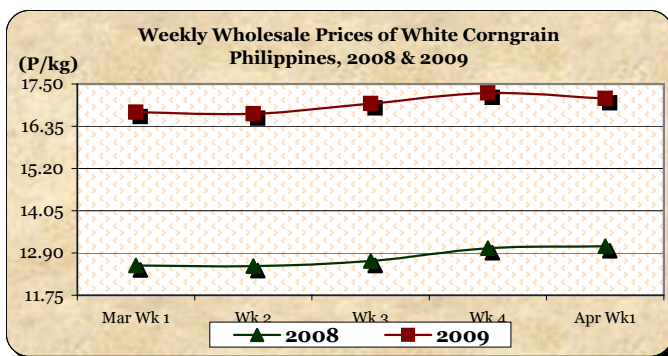
■ Retail price at P21.14/kg **decreased** by 1.03% from last week's P21.36/kg but **increased** by 16.41% from last year's P18.16/kg.



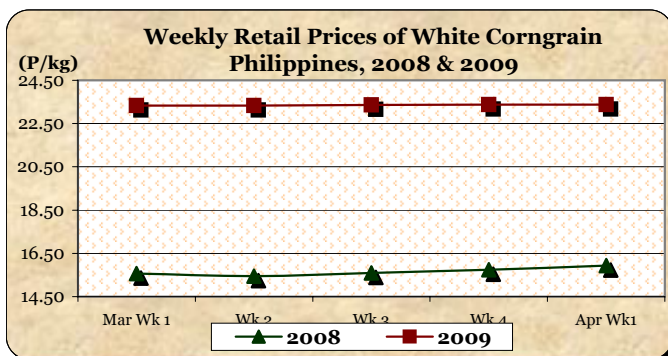
F. Wholesale and Retail Prices of Corngrain, White

* At wholesale, price declined after two (2) consecutive weeks of increases. At retail, price remained at last week's level.

■ Average wholesale price at P17.11/kg reflected a **reduction** of 0.87% from last week's price but indicated a **gain** of 30.81% over last year's price.



■ Average retail price was **stable** at last week's level of P23.37/kg. Compared to last year's record, it was 46.70% **higher**.



Annex 1

Comparative Weekly Farmgate, Wholesale and Retail Prices of Palay, Rice and Corn, Philippines

Month/Week	Palay (Dry)				Well Milled Rice (WMR)							
	Farmgate Prices				Wholesale Prices				Retail Prices			
	2008	2009	% Change		2008	2009	% Change		2008	2009	% Change	
(1)	(2)	(3)	(3)/(2)	(weekly)	(6)	(7)	(7)/(6)	(weekly)	(10)	(11)	(11)/(10)	(weekly)
Mar Wk 1	12.48	16.04	28.53	0.82	24.96	32.06	28.45	0.50	26.91	34.68	28.87	0.09
Wk 2	12.83	16.06	25.18	0.12	25.33	32.08	26.65	0.06	27.20	34.63	27.32	-0.14
Wk 3	13.31	16.08	20.81	0.12	25.96	32.00	23.27	-0.25	27.97	34.65	23.88	0.06
Wk 4R	14.05	15.94	13.45	-0.87	27.16	31.85	17.27	-0.47	29.18	34.53	18.33	-0.35
Apr Wk 1P	14.95	15.93	6.56	-0.06	28.80	31.72	10.14	-0.41	30.71	34.52	12.41	-0.03

Month/Week	Regular Milled Rice (RMR)							
	Wholesale Prices				Retail Prices			
	2008	2009	% Change		2008	2009	% Change	
(1)	(2)	(3)	(3)/(2)	(weekly)	(6)	(7)	(7)/(6)	(weekly)
Mar Wk 1	23.01	29.29	27.29	0.65	24.58	31.49	28.11	0.25
Wk 2	23.47	29.33	24.97	0.14	25.00	31.46	25.84	-0.10
Wk 3	24.07	29.25	21.52	-0.27	25.68	31.47	22.55	0.03
Wk 4R	25.34	29.13	14.96	-0.41	26.86	31.42	16.98	-0.16
Apr Wk 1P	26.71	29.07	8.84	-0.21	28.40	31.38	10.49	-0.13

Month/Week	Corngrain, Yellow											
	Farmgate Prices				Wholesale Prices				Retail Prices			
	2008	2009	% Change		2008	2009	% Change		2008	2009	% Change	
(1)	(2)	(3)	(3)/(2)	(weekly)	(6)	(7)	(7)/(6)	(weekly)	(10)	(11)	(11)/(10)	(weekly)
Mar Wk 1	10.69	13.05	22.08	-3.90	12.95	15.69	21.16	-3.45	17.84	22.07	23.71	-0.59
Wk 2	10.83	12.26	13.20	-6.05	13.06	15.54	18.99	-0.96	17.89	21.85	22.14	-1.00
Wk 3	11.03	11.97	8.52	-2.37	13.11	15.13	15.41	-2.64	17.41	21.27	22.17	-2.65
Wk 4R	11.08	11.96	7.94	-0.08	13.18	14.75	11.91	-2.51	17.89	21.36	19.40	0.42
Apr Wk 1P	11.10	12.00	8.11	0.33	13.26	14.90	12.37	1.02	18.16	21.14	16.41	-1.03

Month/Week	Corngrain, White											
	Farmgate Prices				Wholesale Prices				Retail Prices			
	2008	2009	% Change		2008	2009	% Change		2008	2009	% Change	
(1)	(2)	(3)	(3)/(2)	(weekly)	(6)	(7)	(7)/(6)	(weekly)	(10)	(11)	(11)/(10)	(weekly)
Mar Wk 1	11.34	16.99	49.82	2.53	12.56	16.73	33.20	-0.54	15.57	23.33	49.84	3.41
Wk 2	11.45	16.92	47.77	-0.41	12.54	16.69	33.09	-0.24	15.45	23.33	51.00	0.00
Wk 3	11.58	17.07	47.41	0.89	12.68	16.97	33.83	1.68	15.59	23.36	49.84	0.13
Wk 4R	12.06	16.93	40.38	-0.82	13.03	17.26	32.46	1.71	15.75	23.37	48.38	0.04
Apr Wk 1P	12.42	16.89	35.99	-0.24	13.08	17.11	30.81	-0.87	15.93	23.37	46.70	0.00

Note: R-revised; P-preliminary

