



Special Release No.: 2017 - 90

Quezon City, Philippines

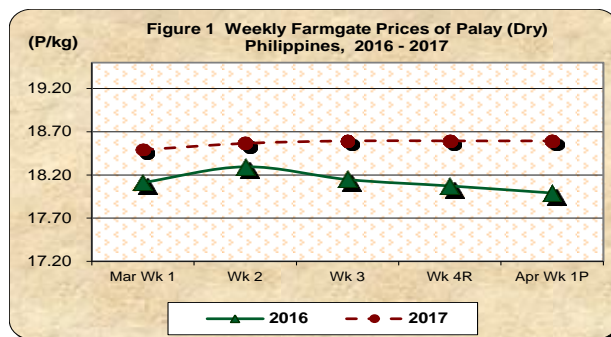
If you want to know more about these statistics
write or call Price Statistics Division
☎ 376-19-59
PSA Website: www.psa.gov.ph

UPDATES ON PALAY, RICE AND CORN PRICES First Week of April 2017

A. Farmgate Price of Palay

★ Farmgate price of palay remains stable for three consecutive weeks now

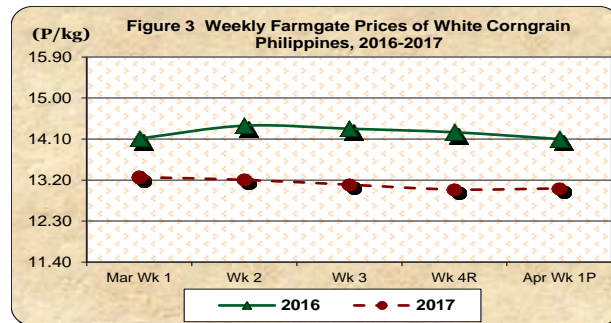
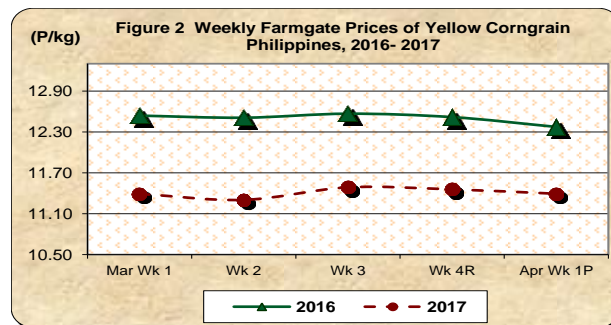
- The average farm price of palay was pegged at P18.59/kg for three consecutive weeks now. However, its price **increased** by 3.35 percent compared to the previous year's quotation of P17.99/kg (*Table 1*).



B. Farmgate Prices of Yellow and White Corngrains

★ Price of yellow corngrain further declines while that for white corngrain picks up

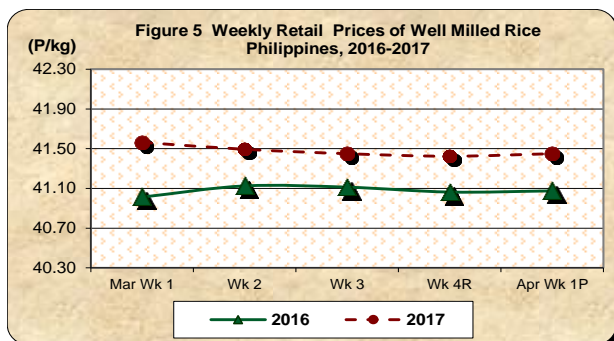
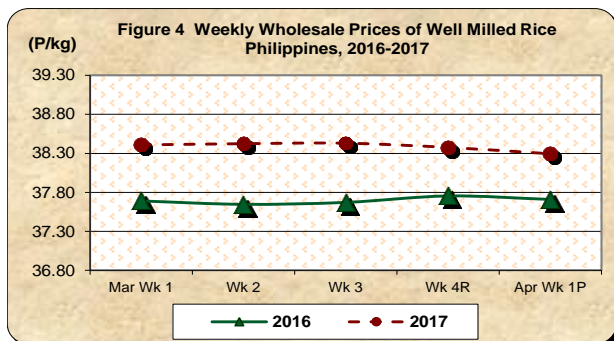
- The average price of yellow corngrain was registered this week at P11.39/kg. It recorded price **decreases** from a week ago level by 0.56 percent and from previous year's quotation by 7.93 percent (*Table 2*).
- On the other hand, the average price of white corngrain at P13.02/kg **went up** by 0.19 percent from previous week's level of P12.99/kg. Relative to the same period in the previous year, it **dropped** by 7.68 percent (*Table 2*).



C. Wholesale and Retail Prices of Well Milled Rice (WMR)

* Wholesale price of well milled rice continues to move downward while that for retail climbs

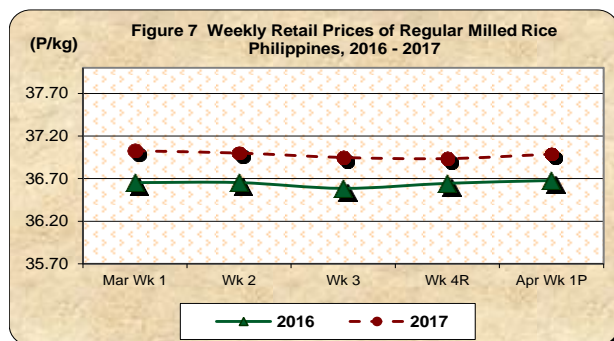
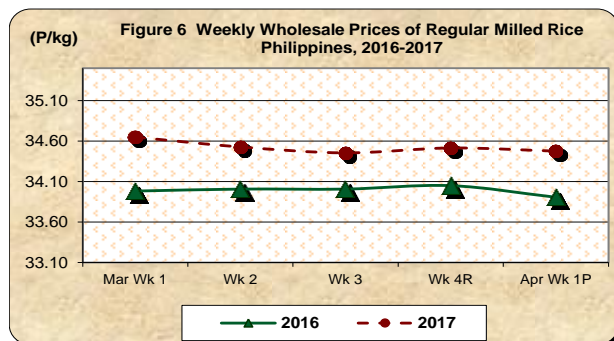
- The average wholesale price of well milled rice at P38.29/kg during the week was **lower** than its previous week's level by 0.21 percent. Measured from a year ago level, it **rose** by 1.55 percent (*Table 1*).
- Meanwhile, the average retail price of well milled rice at P41.45/kg posted an **increment** from previous week's level by 0.06 percent. Similarly, its price during the week was **higher** by 0.91 percent compared to P41.08/kg in the previous year (*Table 1*).



D. Wholesale and Retail Prices of Regular Milled Rice (RMR)

* Prices of regular milled rice at the wholesale and retail trades still move at opposite directions

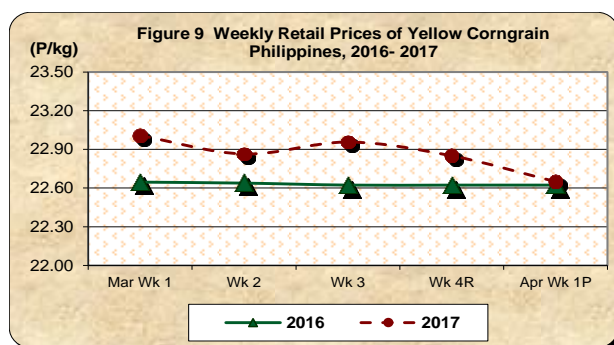
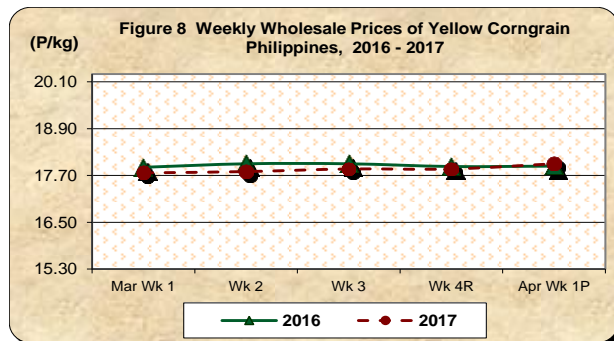
- The average wholesale price of regular milled rice at P34.49/kg **declined** by 0.07 percent from a week ago level. Compared to the same period in the previous year, it **inched up** by 1.73 percent (*Table 1*).
- The average retail price of regular milled rice was tagged this week at P36.99/kg. This was **higher** by 0.14 percent compared to its previous week's level. It likewise **gained** by 0.84 percent relative to the previous year's price of P36.68/kg (*Table 1*).



E. Wholesale and Retail Prices of Corngrain, Yellow

* Wholesale price increases while that of retail price continues to drop

- The average wholesale price of yellow corngrain at P17.89/kg recorded price **mark-up** from a week ago level by 0.12 percent. However, its price was **cheaper** from the previous year's quotation by 0.28 percent (*Table 2*).
- At the retail trade, the average price of P22.65/kg was **lower** by 0.88 percent from previous week's record of P22.85/kg. Compared to the same period in the previous year, it further **went up** by 0.12 percent (*Table 2*).



F. Wholesale and Retail Prices of Corngrain, White

* Upward price adjustments are noted at both wholesale and retail trades this week

- The average wholesale price of white corngrain at P15.40/kg **picked up** by 0.87 percent from P15.27/kg during the previous week. On an annual basis, it was, however, **lower** by 15.50 percent (*Table 2*).
- The average retail price of white corngrain **gained** by 10.82 percent from a week ago level of P27.72/kg. This week's average price of P30.72/kg was also **higher** by 23.27 percent compared with the previous year's level of P24.92/kg (*Table 2*).

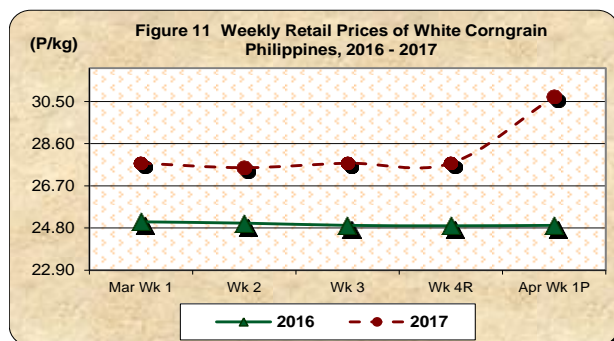
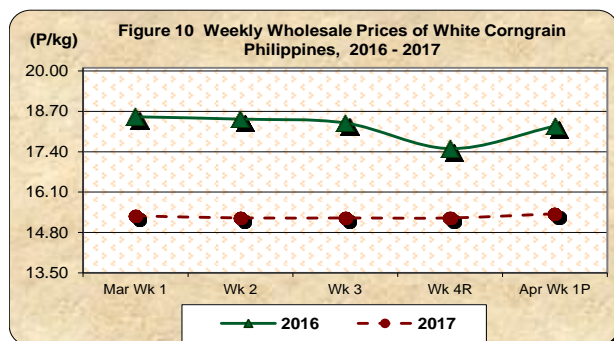


Table 1 Weekly Farmgate, Wholesale and Retail Prices of Palay and Rice in the Philippines
(First Week of March 2017 to First Week of April 2017)

(Prices per Kilogram)

Month/Week	Palay (Dry)				Well Milled Rice (WMR)							
	Farmgate Prices				Wholesale Prices				Retail Prices			
	2017	2016	% Change		2017	2016	% Change		2017	2016	% Change	
			Annual	Weekly			Annual	Weekly			Annual	Weekly
(1)	(2)	(3)	(4)	(5)	(6)	(7)	(8)	(9)	(10)	(11)	(12)	
Mar Wk 1	18.49	18.11	2.09	0.19	38.41	37.69	1.89	-0.37	41.56	41.01	1.45	-0.09
Wk 2	18.57	18.29	1.48	0.40	38.42	37.65	2.06	0.04	41.49	41.13	0.90	-0.17
Wk 3	18.59	18.15	2.46	0.15	38.43	37.67	2.01	0.02	41.45	41.11	0.82	-0.11
Wk 4 ^R	18.59	18.07	2.88	0.00	38.38	37.75	1.65	-0.14	41.42	41.06	0.88	-0.06
Apr Wk 1 ^P	18.59	17.99	3.35	0.00	38.29	37.71	1.55	-0.21	41.45	41.08	0.91	0.06

Table 1- (Concluded)

Month/Week	Regular Milled Rice (RMR)							
	Wholesale Prices				Retail Prices			
	2017	2016	% Change		2017	2016	% Change	
			Annual	Weekly			Annual	Weekly
(13)	(14)	(15)	(16)	(17)	(18)	(19)	(20)	
Mar Wk 1	34.65	33.98	1.84	-0.22	37.03	36.65	1.02	-0.23
Wk 2	34.53	34.01	1.53	-0.35	37.00	36.65	0.95	-0.07
Wk 3	34.45	34.01	1.32	-0.21	36.95	36.59	0.99	-0.14
Wk 4 ^R	34.51	34.05	1.37	0.17	36.94	36.64	0.79	-0.04
Apr Wk 1 ^P	34.49	33.91	1.73	-0.07	36.99	36.68	0.84	0.14

Table 2 Weekly Farmgate, Wholesale and Retail Prices of Corn in the Philippines
(First Week of March 2017 to First Week of April 2017)

(Prices per Kilogram)

Month/Week	Corngrain, Yellow											
	Farmgate Prices				Wholesale Prices				Retail Prices			
	2017	2016	% Change		2017	2016	% Change		2017	2016	% Change	
			Annual	Weekly			Annual	Weekly			Annual	Weekly
(1)	(2)	(3)	(4)	(5)	(6)	(7)	(8)	(9)	(10)	(11)	(12)	
Mar Wk 1	11.39	12.54	-9.16	-0.75	17.77	17.91	-0.80	0.00	23.01	22.65	1.59	0.72
Wk 2	11.30	12.51	-9.64	-0.77	17.80	18.00	-1.11	0.19	22.86	22.64	1.00	-0.62
Wk 3	11.49	12.57	-8.60	1.63	17.87	18.00	-0.74	0.37	22.96	22.62	1.48	0.41
Wk 4 ^R	11.46	12.52	-8.47	-0.26	17.87	17.93	-0.35	0.00	22.85	22.62	1.00	-0.47
Apr Wk 1 ^P	11.39	12.37	-7.93	-0.56	17.89	17.94	-0.28	0.12	22.65	22.62	0.12	-0.88

Table 2- (Concluded)

Month/Week	Corngrain, White											
	Farmgate Prices				Wholesale Prices				Retail Prices			
	2017	2016	% Change		2017	2016	% Change		2017	2016	% Change	
			Annual	Weekly			Annual	Weekly			Annual	Weekly
(13)	(14)	(15)	(16)	(17)	(18)	(19)	(20)	(21)	(22)	(23)	(24)	
Mar Wk 1	13.26	14.11	-5.82	1.59	15.33	18.53	-10.93	-1.12	27.72	25.08	8.72	2.83
Wk 2	13.21	14.39	-8.25	-0.43	15.27	18.45	-17.25	-0.43	27.52	25.02	9.99	-0.72
Wk 3	13.10	14.33	-8.57	-0.81	15.27	18.33	-16.69	0.00	27.72	24.92	11.24	0.73
Wk 4 ^R	12.99	14.25	-8.81	-0.80	15.27	17.50	-12.76	0.00	27.72	24.90	11.33	0.00
Apr Wk 1 ^P	13.02	14.10	-7.68	0.19	15.40	18.23	-15.50	0.87	30.72	24.92	23.27	10.82

Source: Weekly Cereals and Fertilizers Price Monitoring (WCFPM)
Note: R-revised; P-preliminary