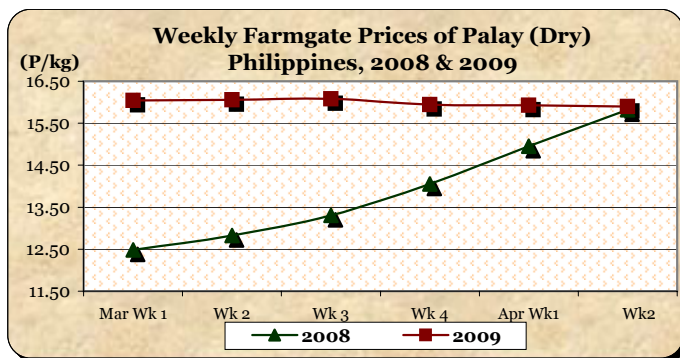


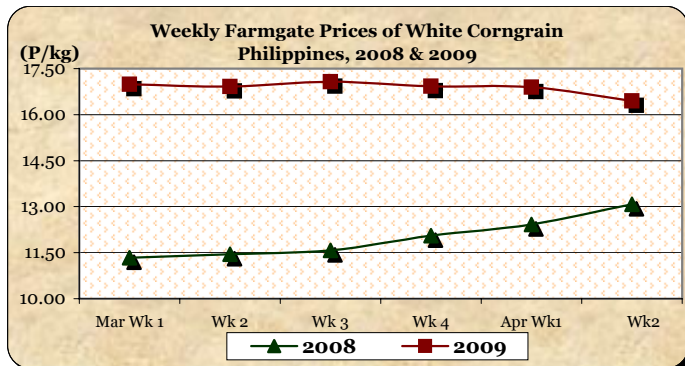
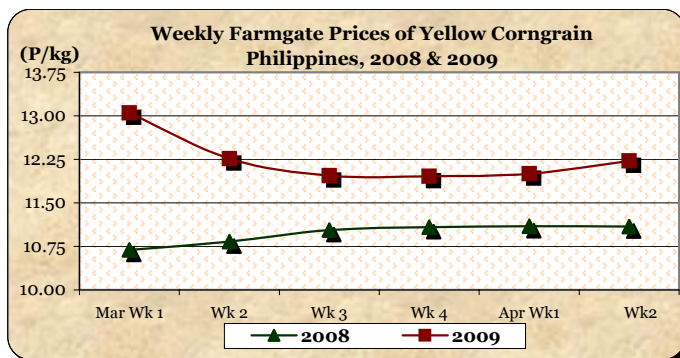
A. Farmgate Price of Palay

- * **Palay price sustained its downward trend for three consecutive weeks with rates of decreases fluctuating.**
 - Average price at P15.90/kg **decreased** by 0.19% from last week's P15.93/kg but **slightly increased** by 0.51% over last year's P15.82/kg.



B. Farmgate Prices of Corngrain, Yellow and White

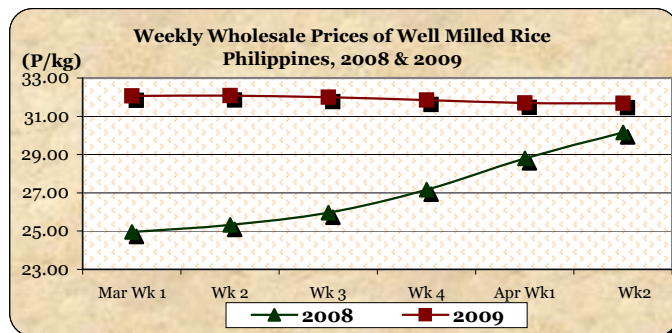
- * **Prices of yellow corngrain and white corngrain moved in opposite direction, both at a faster rate than last week's records.**
 - Yellow corngrain price at P12.22/kg registered **increments** of 1.83% and 10.19% over the prices of last week and last year, respectively.
 - White corngrain price at P16.45/kg posted a 2.61% **decrement** from last week's price but still **higher** by 25.76% from last year's record.



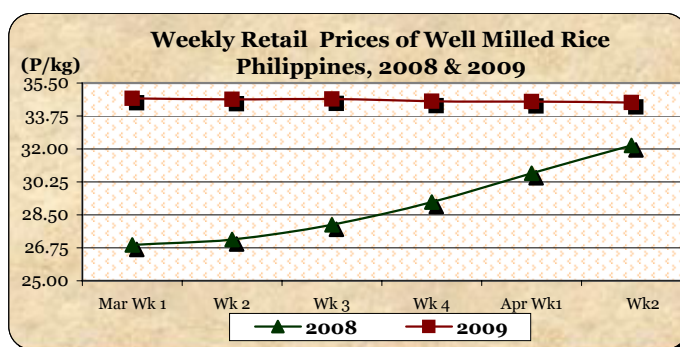
C. Wholesale and Retail Prices of Well Milled Rice (WMR)

* Prices sustained downward movements for both wholesale and retail levels.

- Average wholesale price at P31.68/kg was **slightly down** by 0.06% from last week's report but 5.04% **above** last year's level.



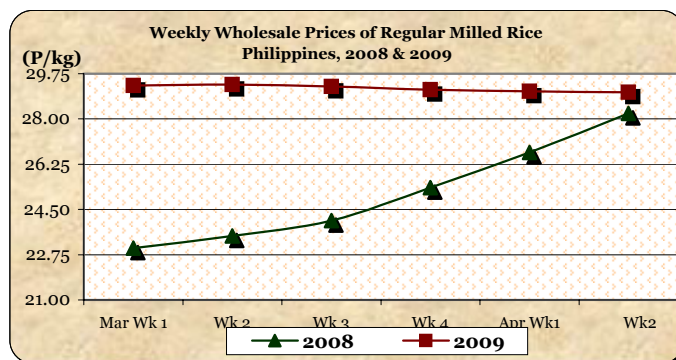
- Average retail price at P34.46/kg **fell** by 0.17% from last week's P34.52/kg but **moved up** by 7.09% from last year's P32.18/kg.



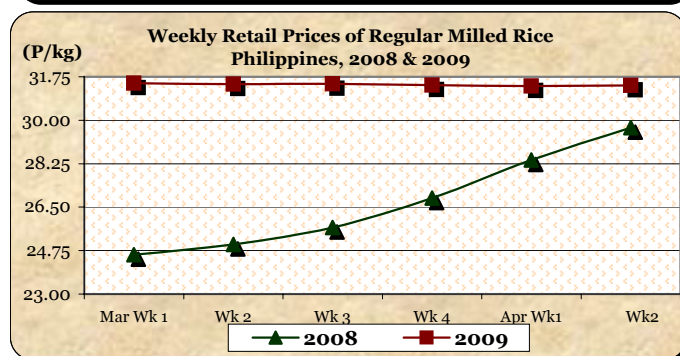
D. Wholesale and Retail Prices of Regular Milled Rice (RMR)

* Wholesale price slowed down while retail prices reflected price gain.

- At wholesale, average price at P29.03/kg was 0.14% **below** last week's level but 2.87% **above** 2008 record.



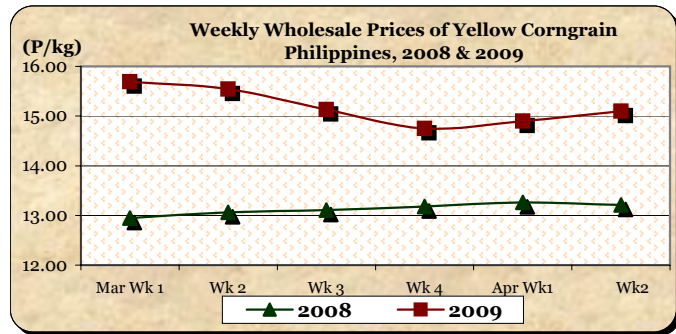
- At retail, prices averaged at P31.40/kg and registered **mark-ups** of 0.06% from last week's P31.38 and 5.72% from last year's P29.70/kg.



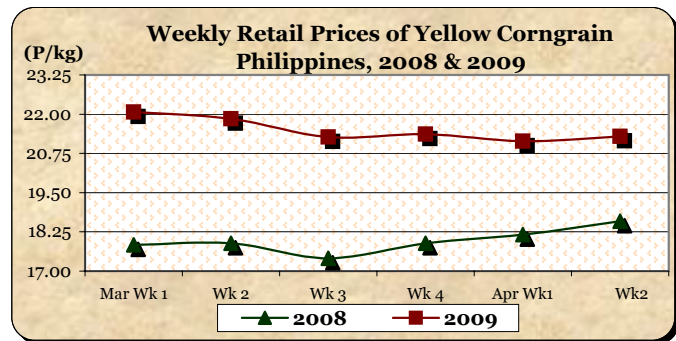
E. Wholesale and Retail Prices of Corngrain, Yellow

* Wholesale price continued to move up while retail prices reflected weekly fluctuations.

■ Wholesale price averaged P15.10/kg and reflected gains of 1.34% and 14.31% from prices of last week and last year, respectively.



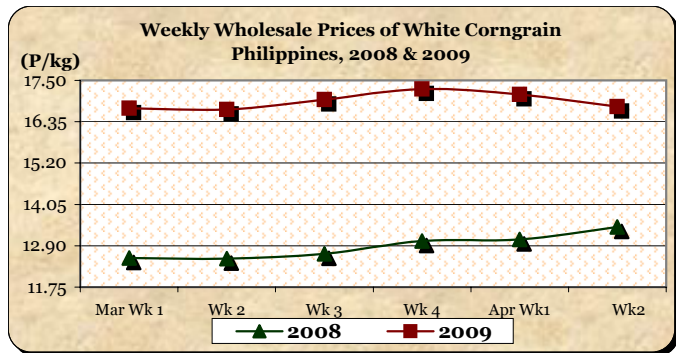
■ Retail price at P21.29/kg rose by 0.71% from last week's price and 14.52% from last year's record.



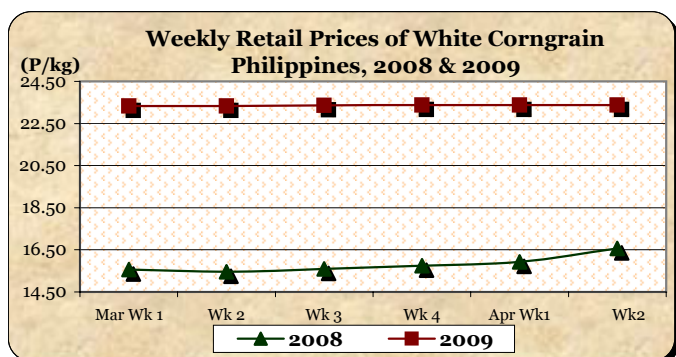
F. Wholesale and Retail Prices of Corngrain, White

* At wholesale, price cuts were recorded for two weeks while retail price was stable for three weeks.

■ Average wholesale price at P16.77/kg reflected a decline of 1.99% from last week's price but grew by 24.96% over last year's level.



■ Retail price remained at P23.37/kg for three consecutive weeks. Compared to last year's price, it was 41.04% higher.



Annex 1
Comparative Weekly Farmgate, Wholesale and Retail Prices of Palay, Rice and Corn, Philippines

Month/Week	Palay (Dry)				Well Milled Rice (WMR)							
	Farmgate Prices				Wholesale Prices				Retail Prices			
	2008	2009	% Change		2008	2009	% Change		2008	2009	% Change	
(1)	(2)	(3)	(3)/(2)	(weekly)	(6)	(7)	(7)/(6)	(weekly)	(10)	(11)	(11)/(10)	(weekly)
Mar Wk 1	12.48	16.04	28.53	0.82	24.96	32.06	28.45	0.50	26.91	34.68	28.87	0.09
Wk 2	12.83	16.06	25.18	0.12	25.33	32.08	26.65	0.06	27.20	34.63	27.32	-0.14
Wk 3	13.31	16.08	20.81	0.12	25.96	32.00	23.27	-0.25	27.97	34.65	23.88	0.06
Wk 4	14.05	15.94	13.45	-0.87	27.16	31.85	17.27	-0.47	29.18	34.53	18.33	-0.35
Apr Wk 1R	14.95	15.93	6.56	-0.06	28.80	31.70	10.07	-0.47	30.71	34.52	12.41	-0.03
Wk 2P	15.82	15.90	0.51	-0.19	30.16	31.68	5.04	-0.06	32.18	34.46	7.09	-0.17

Month/Week	Regular Milled Rice (RMR)							
	Wholesale Prices				Retail Prices			
	2008	2009	% Change		2008	2009	% Change	
(1)	(2)	(3)	(3)/(2)	(weekly)	(6)	(7)	(7)/(6)	(weekly)
Mar Wk 1	23.01	29.29	27.29	0.65	24.58	31.49	28.11	0.25
Wk 2	23.47	29.33	24.97	0.14	25.00	31.46	25.84	-0.10
Wk 3	24.07	29.25	21.52	-0.27	25.68	31.47	22.55	0.03
Wk 4	25.34	29.13	14.96	-0.41	26.86	31.42	16.98	-0.16
Apr Wk 1R	26.71	29.07	8.84	-0.21	28.40	31.38	10.49	-0.13
Wk 2P	28.22	29.03	2.87	-0.14	29.70	31.40	5.72	0.06

Month/Week	Corngrain, Yellow											
	Farmgate Prices				Wholesale Prices				Retail Prices			
	2008	2009	% Change		2008	2009	% Change		2008	2009	% Change	
(1)	(2)	(3)	(3)/(2)	(weekly)	(6)	(7)	(7)/(6)	(weekly)	(10)	(11)	(11)/(10)	(weekly)
Mar Wk 1	10.69	13.05	22.08	-3.90	12.95	15.69	21.16	-3.45	17.84	22.07	23.71	-0.59
Wk 2	10.83	12.26	13.20	-6.05	13.06	15.54	18.99	-0.96	17.89	21.85	22.14	-1.00
Wk 3	11.03	11.97	8.52	-2.37	13.11	15.13	15.41	-2.64	17.41	21.27	22.17	-2.65
Wk 4	11.08	11.96	7.94	-0.08	13.18	14.75	11.91	-2.51	17.89	21.36	19.40	0.42
Apr Wk 1R	11.10	12.00	8.11	0.33	13.26	14.90	12.37	1.02	18.16	21.14	16.41	-1.03
Wk 2P	11.09	12.22	10.19	1.83	13.21	15.10	14.31	1.34	18.59	21.29	14.52	0.71

Month/Week	Corngrain, White											
	Farmgate Prices				Wholesale Prices				Retail Prices			
	2008	2009	% Change		2008	2009	% Change		2008	2009	% Change	
(1)	(2)	(3)	(3)/(2)	(weekly)	(6)	(7)	(7)/(6)	(weekly)	(10)	(11)	(11)/(10)	(weekly)
Mar Wk 1	11.34	16.99	49.82	2.53	12.56	16.73	33.20	-0.54	15.57	23.33	49.84	3.41
Wk 2	11.45	16.92	47.77	-0.41	12.54	16.69	33.09	-0.24	15.45	23.33	51.00	0.00
Wk 3	11.58	17.07	47.41	0.89	12.68	16.97	33.83	1.68	15.59	23.36	49.84	0.13
Wk 4	12.06	16.93	40.38	-0.82	13.03	17.26	32.46	1.71	15.75	23.37	48.38	0.04
Apr Wk 1R	12.42	16.89	35.99	-0.24	13.08	17.11	30.81	-0.87	15.93	23.37	46.70	0.00
Wk 2P	13.08	16.45	25.76	-2.61	13.42	16.77	24.96	-1.99	16.57	23.37	41.04	0.00

Note: R-revised; P-preliminary

