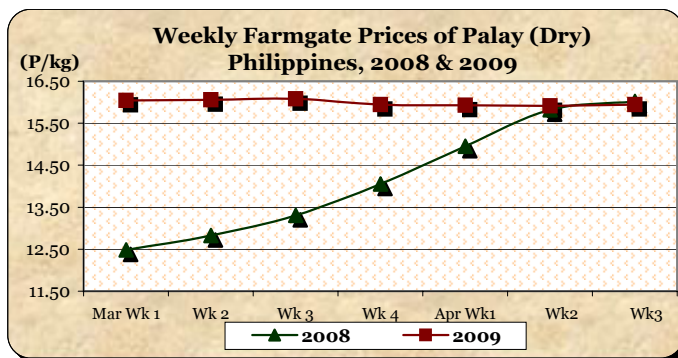


A. Farmgate Price of Palay

* Palay price recovered after three consecutive weeks of decreases.

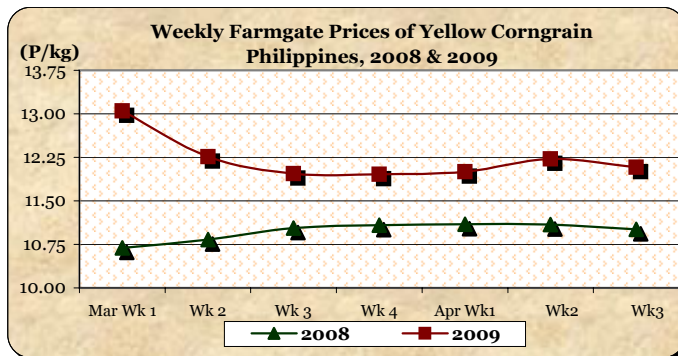
- Farmgate price which averaged P15.94/kg, **increased** by 0.19% from last week's quotation but **decreased** by 0.50% relative to last year's price.



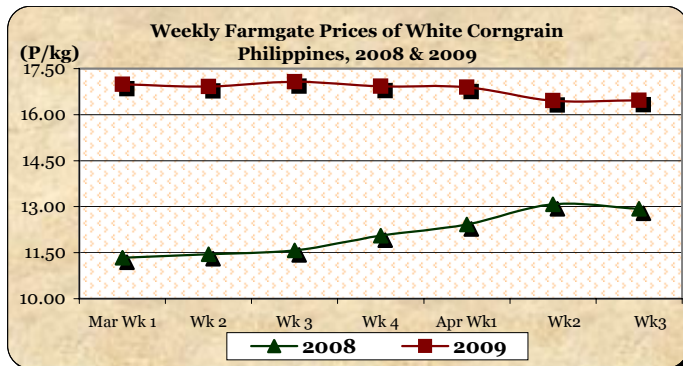
B. Farmgate Prices of Corngrain, Yellow and White

* Price of yellow corngrain was down this week while price of white corngrain slightly went up.

- Yellow corngrain price at P12.08/kg was **lower** by 1.15% from last week's level but still **higher** by P9.72% over the price of last year.



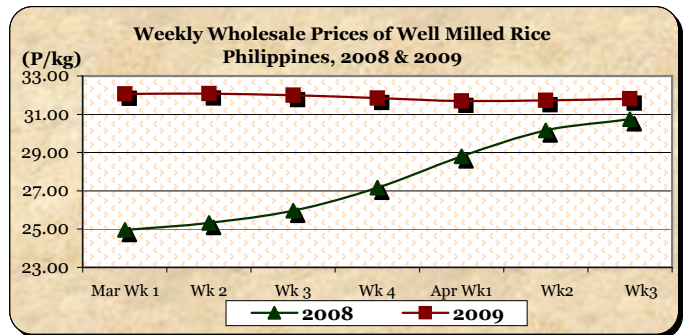
- White corngrain price at P16.47/kg was **slightly up** by 0.06% from last week's P16.46/kg and by 27.38% from last year's P12.93/kg.



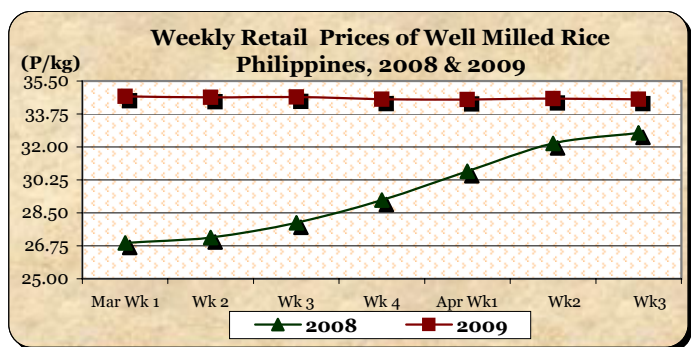
C. Wholesale and Retail Prices of Well Milled Rice (WMR)

* Wholesale prices posted mark-ups while retail prices slightly moved down.

- Average wholesale price at P31.81/kg was 0.25% and 3.48% **above** last week's and last year's quotation.



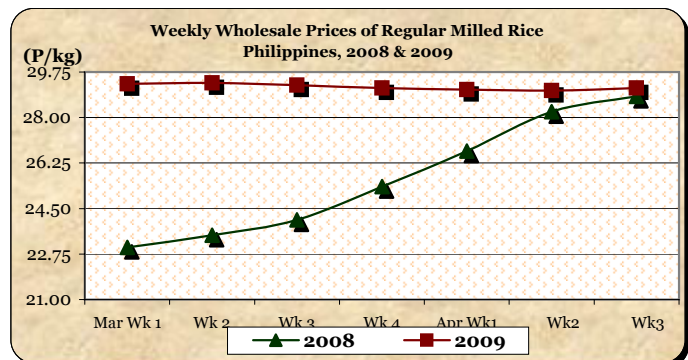
- Average retail price at P34.54/kg indicated **cuts** of 0.06% from last week's level but **moved up** by 5.47% from last year's price.



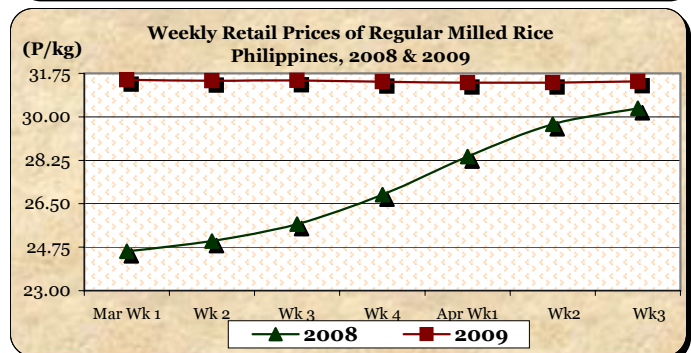
D. Wholesale and Retail Prices of Regular Milled Rice (RMR)

* Wholesale price recovered from continuous weekly decreases. Retail prices rose after being stable last week.

- At wholesale, average price at P29.14/kg registered **increments** of 0.34% and 1.11% from last week's and last year's records, respectively.



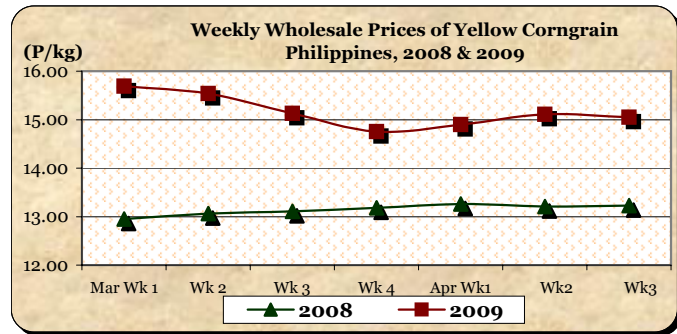
- Average retail price at P31.43/kg was **up** by 0.16% from last week's P31.38/kg and by 3.56% from last year's P30.35/kg.



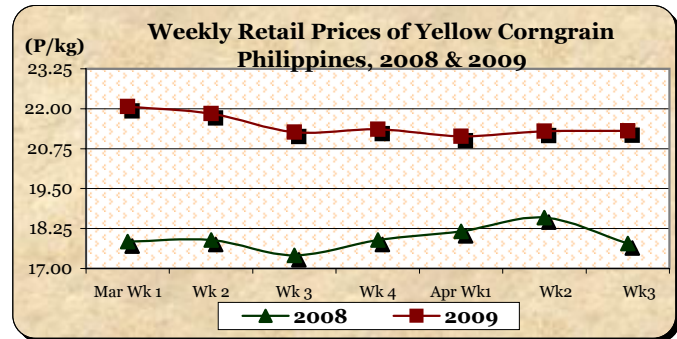
E. Wholesale and Retail Prices of Corngrain, Yellow

* Wholesale price softened this week while retail price sustained its upward movement.

- Wholesale price averaged P15.05/kg, indicating a 0.40% **reduction** from last week's P15.11 but a 13.76% **increase** from last year's P13.23/kg.



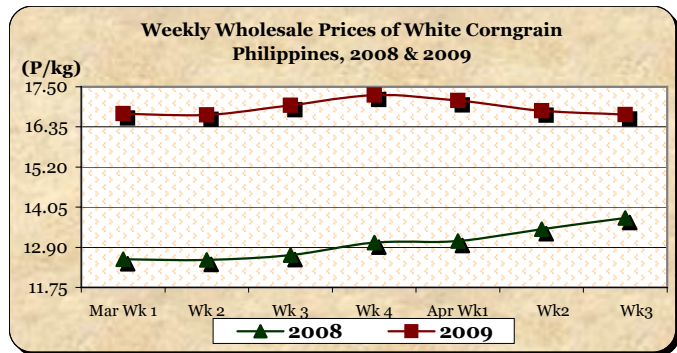
- Retail price at P21.31/kg reflected **gains** of 0.05% from last week's price and 19.85% from last year's record.



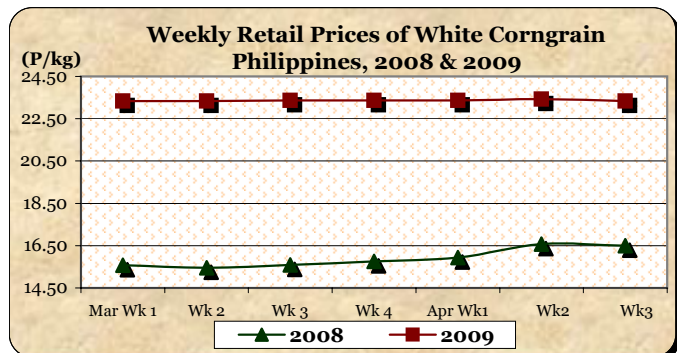
F. Wholesale and Retail Prices of Corngrain, White

* Sustained downtrend at wholesale level and price cut at retail after several weeks of increases.

- Average wholesale price at P16.70/kg **fell** by 0.65% from last week's record but **grew** by 21.54% over last year's level.



- Retail price averaged P23.33/kg and **dropped** by 0.38% from last week's P23.42/kg. Compared to last year's price, it was 41.48% **higher**.



Annex 1

Comparative Weekly Farmgate, Wholesale and Retail Prices of Palay, Rice and Corn, Philippines

Month/Week	Palay (Dry)				Well Milled Rice (WMR)							
	Farmgate Prices				Wholesale Prices				Retail Prices			
	2008	2009	% Change		2008	2009	% Change		2008	2009	% Change	
(1)	(2)	(3)	(3)/(2)	(weekly)	(6)	(7)	(7)/(6)	(weekly)	(10)	(11)	(11)/(10)	(weekly)
Mar Wk 1	12.48	16.04	28.53	0.82	24.96	32.06	28.45	0.50	26.91	34.68	28.87	0.09
Wk 2	12.83	16.06	25.18	0.12	25.33	32.08	26.65	0.06	27.20	34.63	27.32	-0.14
Wk 3	13.31	16.08	20.81	0.12	25.96	32.00	23.27	-0.25	27.97	34.65	23.88	0.06
Wk 4	14.05	15.94	13.45	-0.87	27.16	31.85	17.27	-0.47	29.18	34.53	18.33	-0.35
Apr Wk 1	14.95	15.93	6.56	-0.06	28.80	31.70	10.07	-0.47	30.71	34.52	12.41	-0.03
Wk 2R	15.82	15.91	0.57	-0.13	30.16	31.73	5.21	0.09	32.18	34.56	7.40	0.12
Wk 3P	16.02	15.94	-0.50	0.19	30.74	31.81	3.48	0.25	32.75	34.54	5.47	-0.06

Month/Week	Regular Milled Rice (RMR)							
	Wholesale Prices				Retail Prices			
	2008	2009	% Change		2008	2009	% Change	
(1)	(2)	(3)	(3)/(2)	(weekly)	(6)	(7)	(7)/(6)	(weekly)
Mar Wk 1	23.01	29.29	27.29	0.65	24.58	31.49	28.11	0.25
Wk 2	23.47	29.33	24.97	0.14	25.00	31.46	25.84	-0.10
Wk 3	24.07	29.25	21.52	-0.27	25.68	31.47	22.55	0.03
Wk 4	25.34	29.13	14.96	-0.41	26.86	31.42	16.98	-0.16
Apr Wk 1	26.71	29.07	8.84	-0.21	28.40	31.38	10.49	-0.13
Wk 2R	28.22	29.04	2.91	-0.10	29.70	31.38	5.66	0.00
Wk 3P	28.82	29.14	1.11	0.34	30.35	31.43	3.56	0.16

Month/Week	Corngrain, Yellow											
	Farmgate Prices				Wholesale Prices				Retail Prices			
	2008	2009	% Change		2008	2009	% Change		2008	2009	% Change	
(1)	(2)	(3)	(3)/(2)	(weekly)	(6)	(7)	(7)/(6)	(weekly)	(10)	(11)	(11)/(10)	(weekly)
Mar Wk 1	10.69	13.05	22.08	-3.90	12.95	15.69	21.16	-3.45	17.84	22.07	23.71	-0.59
Wk 2	10.83	12.26	13.20	-6.05	13.06	15.54	18.99	-0.96	17.89	21.85	22.14	-1.00
Wk 3	11.03	11.97	8.52	-2.37	13.11	15.13	15.41	-2.64	17.41	21.27	22.17	-2.65
Wk 4	11.08	11.96	7.94	-0.08	13.18	14.75	11.91	-2.51	17.89	21.36	19.40	0.42
Apr Wk 1	11.10	12.00	8.11	0.33	13.26	14.90	12.37	1.02	18.16	21.14	16.41	-1.03
Wk 2R	11.09	12.22	10.19	1.83	13.21	15.11	14.38	1.41	18.59	21.30	14.58	0.76
Wk 3P	11.01	12.08	9.72	-1.15	13.23	15.05	13.76	-0.40	17.78	21.31	19.85	0.05

Month/Week	Corngrain, White											
	Farmgate Prices				Wholesale Prices				Retail Prices			
	2008	2009	% Change		2008	2009	% Change		2008	2009	% Change	
(1)	(2)	(3)	(3)/(2)	(weekly)	(6)	(7)	(7)/(6)	(weekly)	(10)	(11)	(11)/(10)	(weekly)
Mar Wk 1	11.34	16.99	49.82	2.53	12.56	16.73	33.20	-0.54	15.57	23.33	49.84	3.41
Wk 2	11.45	16.92	47.77	-0.41	12.54	16.69	33.09	-0.24	15.45	23.33	51.00	0.00
Wk 3	11.58	17.07	47.41	0.89	12.68	16.97	33.83	1.68	15.59	23.36	49.84	0.13
Wk 4	12.06	16.93	40.38	-0.82	13.03	17.26	32.46	1.71	15.75	23.37	48.38	0.04
Apr Wk 1	12.42	16.89	35.99	-0.24	13.08	17.11	30.81	-0.87	15.93	23.37	46.70	0.00
Wk 2R	13.08	16.46	25.84	-2.55	13.42	16.81	25.26	-1.75	16.57	23.42	41.34	0.21
Wk 3P	12.93	16.47	27.38	0.06	13.74	16.70	21.54	-0.65	16.49	23.33	41.48	-0.38

Note: R-revised; P-preliminary

