

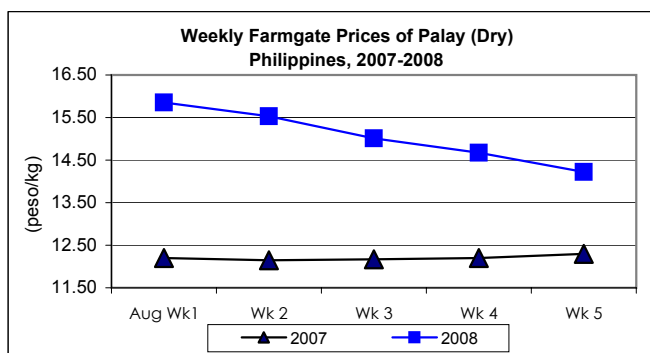


Updates on Palay, Rice & Corn Prices, August 2008

A. Farmgate Price of Palay

* Palay prices continuously recorded weekly decrements throughout the month. The fastest rate of decrease was noted on the 3rd week.

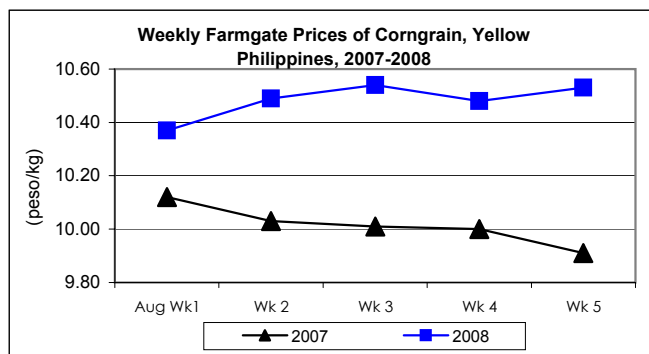
- The monthly average price of palay at P14.92/kg was **lower** by 12.65% from last month's report but still **higher** by 22.70% from last year's price.



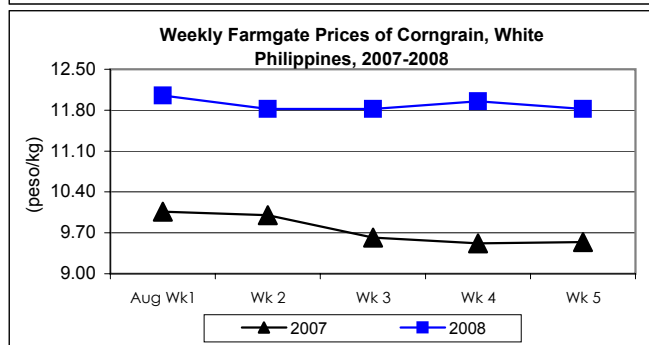
B. Farmgate Prices of Corngrain, Yellow and White

* Fluctuating prices were noted for both yellow and white corngrain.

- Average price of yellow corngrain at P10.51/kg **fell** by 2.59% from July 2008 price but **rose** by 4.37% from August 2007 quotation.



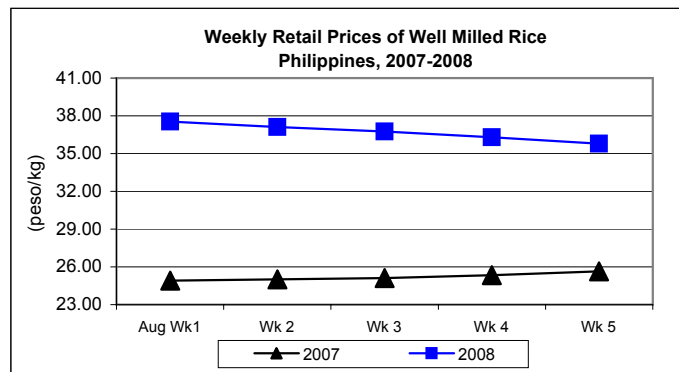
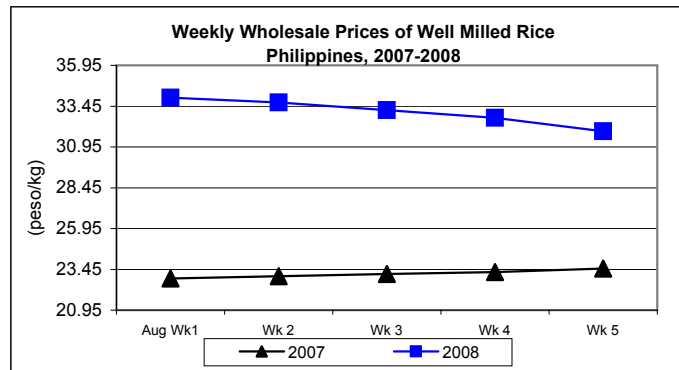
- Average price of white corngrain at P11.97/kg registered a **cut** of 8.77% from last month's level but posted a **mark-up** of 21.03% from last year's price.



C. Wholesale and Retail Prices of Well Milled Rice (WMR)

☀ Both wholesale and retail prices sustained declines each week.

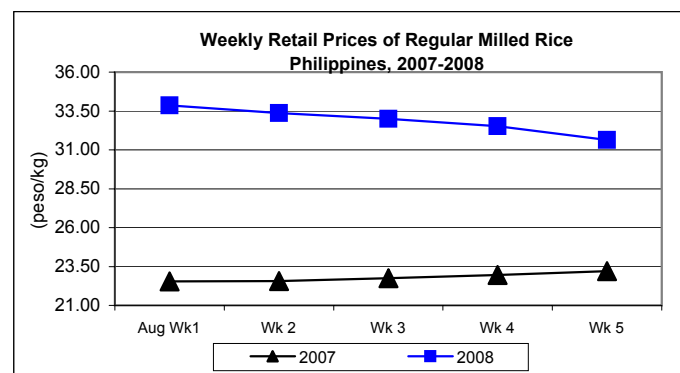
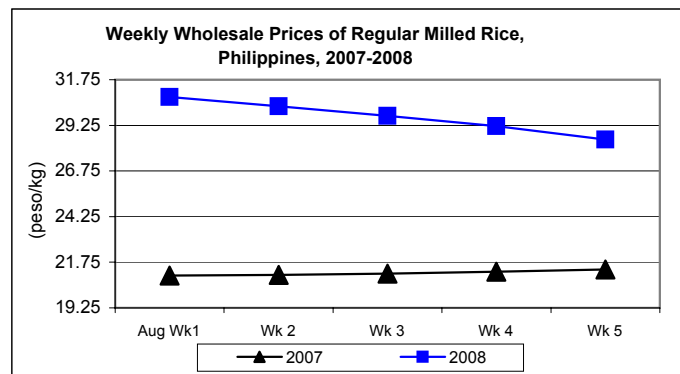
- At wholesale, the average price of P33.10/kg was **down** by 6.76% relative to last month's price but was **up** by 43.29% from last year's price.
- At retail, average price at P36.70/kg was **lower** by 5.31% from last month's price but was **higher** by 46.27% from last year's level.



D. Wholesale and Retail Prices of Regular Milled Rice (RMR)

☀ Prices at both wholesale and retail levels dropped successively until the close of the month.

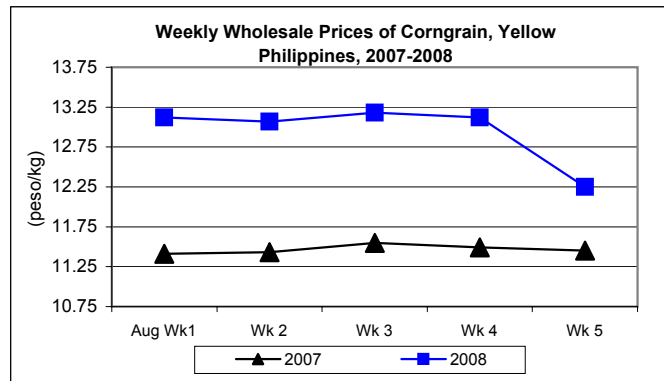
- Average wholesale price at P29.70/kg **decreased** by 10.03% from last month's P33.01/kg but **increased** by 40.69% from last year's P21.11/kg.
- Average retail price at P32.82/kg **slid** by 7.58% compared to last month's price but was **higher** by 44.58% over last year's level.



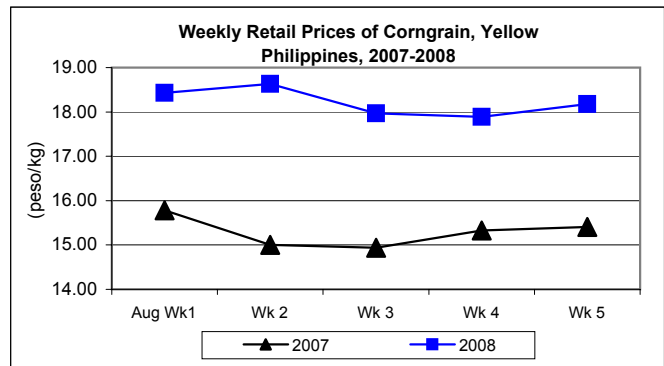
E. Wholesale and Retail Prices of Corngrain, Yellow

☀ At wholesale, price reductions were registered except on the 3rd week. At retail, however, price cuts were noted on the middle of the month.

■ Average wholesale price at P13.14/kg posted a **decrement** of 1.50% from July 2008 level but recorded an **increment** of 14.66% over August 2007 price.



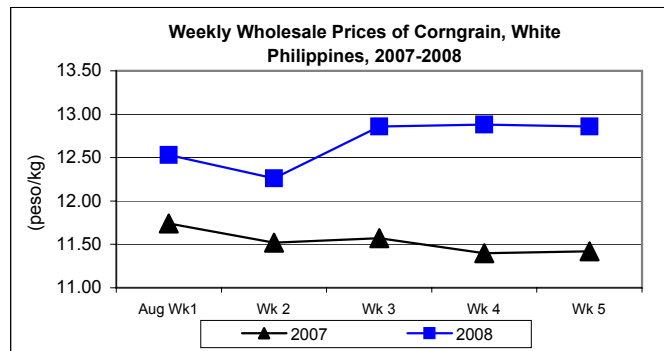
■ Average retail price at P18.70/kg **scaled up** by 2.58% and 20.65% compared to prices of last month and last year, respectively.



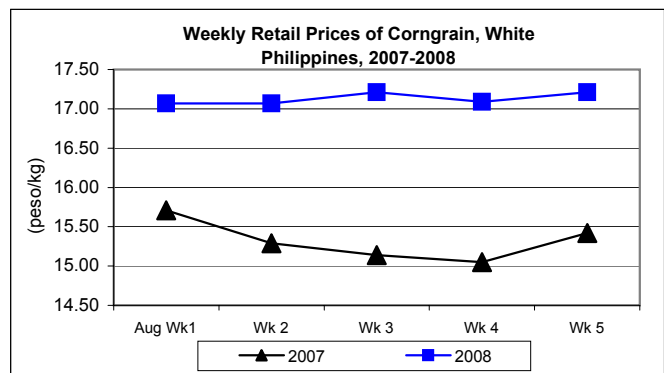
F. Wholesale and Retail Prices of Corngrain, White

☀ At wholesale, prices were volatile. At retail, prices were at the same level for the first two weeks but fluctuated in the remaining weeks.

■ At wholesale, the average price of P12.68/kg was 13.15% **lower** than last month's quotation but **higher** by 9.69% from last year's record.



■ At retail, the average price of 17.13/kg was **down** by 11.34% from last month's price but was **up** by 9.11% from last year's level.



Annex 1

**Comparative Farmgate, Wholesale and Retail Prices of Palay, Rice and Corn,
Philippines for the month of August 2008**

Month/Week	Palay, dry		Well Milled Rice (WMR)			
	Farmgate Prices		Wholesale Prices		Retail Prices	
	Price/kg	% Change	Price/kg	% Change	Price/kg	% Change
Wk 1	15.85	-1.43	33.96	-1.19	37.55	-1.03
Wk 2	15.53	-2.02	33.67	-0.85	37.12	-1.15
Wk 3	15.01	-3.35	33.21	-1.37	36.75	-1.00
Wk 4	14.67	-2.27	32.74	-1.42	36.29	-1.25
Wk 5	14.22	-3.07	31.92	-2.50	35.78	-1.41
Aug 2008	14.92	-	33.10	-	36.70	-
Aug 2007	12.16	22.70	23.10	43.29	25.09	46.27
Jul 2008	17.08	-12.65	35.50	-6.76	38.76	-5.31

Month/Week	Regular Milled Rice (RMR)			
	Wholesale Prices		Retail Prices	
	Price/kg	% Change	Price/kg	% Change
Wk 1	30.81	-1.91	33.86	-1.48
Wk 2	30.30	-1.66	33.36	-1.48
Wk 3	29.77	-1.75	32.99	-1.11
Wk 4	29.21	-1.88	32.53	-1.39
Wk 5	28.47	-2.53	31.64	-2.74
Aug 2008	29.70	-	32.82	-
Aug 2007	21.11	40.69	22.70	44.58
Jul 2008	33.01	-10.03	35.51	-7.58

Month/Week	Corngrain, Yellow					
	Farmgate Prices		Wholesale Prices		Retail Prices	
	Price/kg	% Change	Price/kg	% Change	Price/kg	% Change
Wk 1	10.37	-1.05	13.12	-0.08	18.43	0.33
Wk 2	10.49	1.16	13.07	-0.38	18.63	1.09
Wk 3	10.54	0.48	13.18	0.84	17.97	-3.54
Wk 4	10.48	-0.57	13.12	-0.46	17.89	-0.45
Wk 5	10.53	0.48	12.25	-6.63	18.18	1.62
Aug 2008	10.51	-	13.14	-	18.70	-
Aug 2007	10.07	4.37	11.46	14.66	15.50	20.65
Jul 2008	10.79	-2.59	13.34	-1.50	18.23	2.58

Month/Week	Corngrain, White					
	Farmgate Prices		Wholesale Prices		Retail Prices	
	Price/kg	% Change	Price/kg	% Change	Price/kg	% Change
Wk 1	12.05	1.95	12.53	1.21	17.07	0.29
Wk 2	11.82	-1.91	12.26	-2.15	17.07	0.00
Wk 3	11.82	0.00	12.86	4.89	17.21	0.82
Wk 4	11.95	1.10	12.88	0.16	17.09	-0.70
Wk 5	11.82	-1.09	12.86	-0.16	17.21	0.70
Aug 2008	11.97	-	12.68	-	17.13	-
Aug 2007	9.89	21.03	11.56	9.69	15.70	9.11
Jul 2008	13.12	-8.77	14.60	-13.15	19.32	-11.34

* - August 08/August 07 and August 08/July 08, respectively