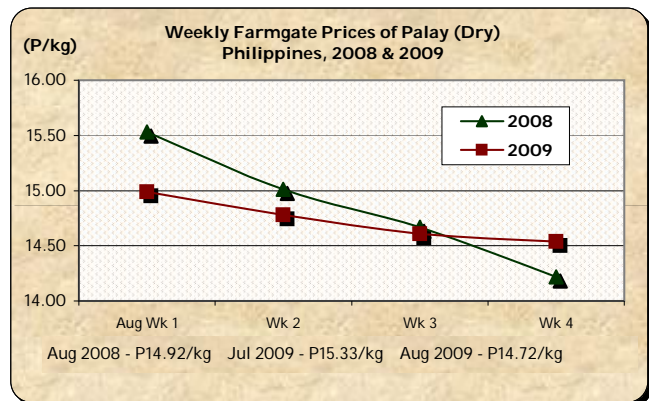


A. Farmgate Price of Palay

* Weekly price cuts were recorded throughout the month.

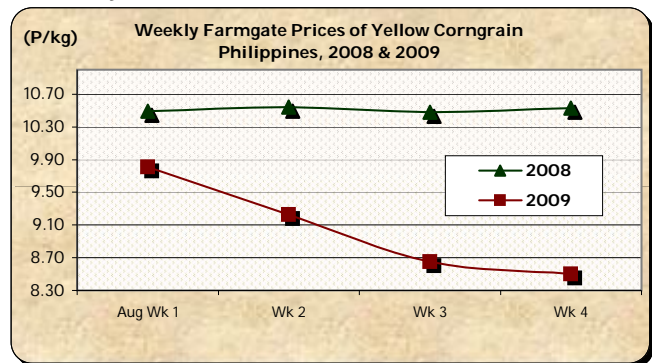
- The average farmgate price on August was P14.72/kg. This represented price **decrease** of 3.98% and by 1.34% relative to prices of last month and last year, respectively.



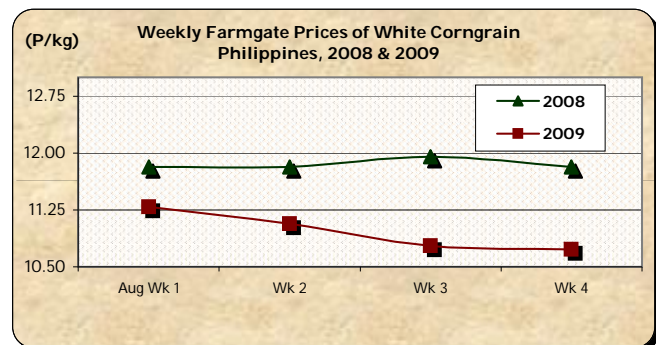
B. Farmgate Prices of Corngrain, Yellow and White

* Both yellow and white corngrain prices sustained weekly reductions.

- Yellow corngrain recorded an average price of P8.99/kg. It was **lower** by 10.55% from July 2009 level and by 14.46% compared to August 2008 quotation.



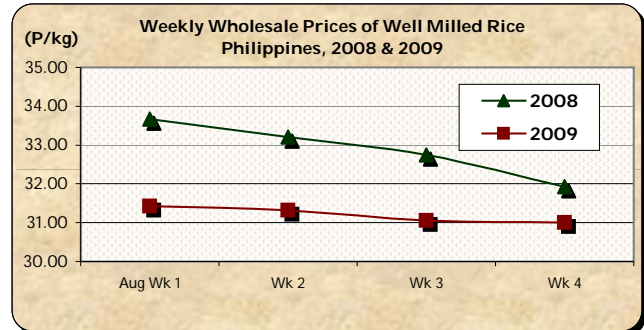
- White corngrain price averaged P11.06/kg and this was **lower** by 16.47% from last month's P13.24/kg and by 7.60% from last year's P11.97/kg.



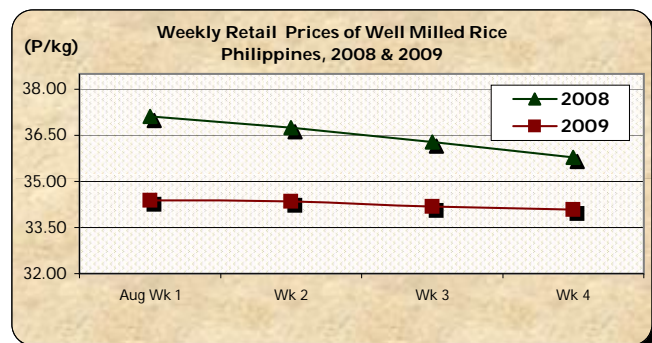
C. Wholesale and Retail Prices of Well Milled Rice (WMR)

* Continuous downtrend of prices was noted at both wholesale and retail levels.

- At wholesale, the average price of P31.20/kg **decreased** by 1.36% and 5.74% from last month's and last year's levels, respectively.



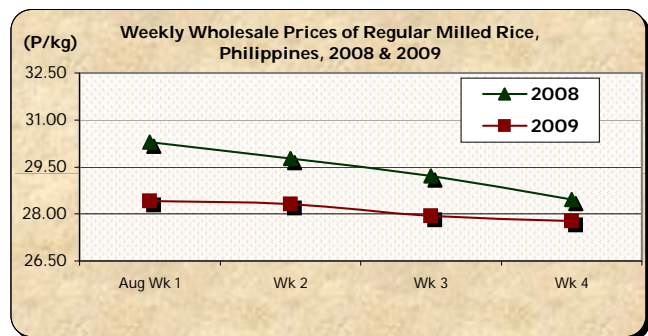
- At retail, the average price of P34.25/kg was **down** by 0.55% relative to July 2009 price and by 6.68% compared to August 2008 report.



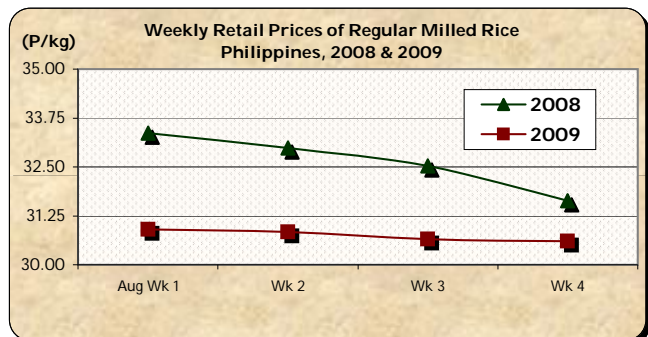
D. Wholesale and Retail Prices of Regular Milled Rice (RMR)

* Prices at both wholesale and retail levels reflected weekly reductions.

- The average wholesale price of P28.12/kg indicated **decrements** of 2.09% from last month's P28.72/kg and by 5.32% from last year's P29.70/kg.



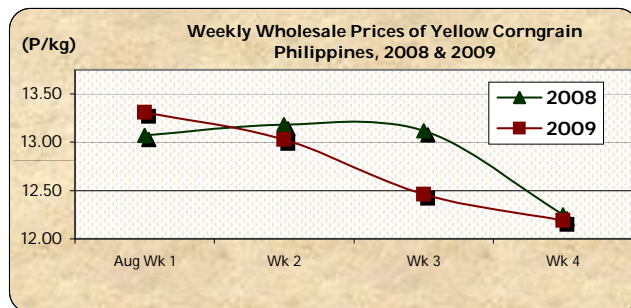
- The average retail price of P30.75/kg registered **cuts** of 1.32% and 6.31% relative to prices of last month and last year, respectively.



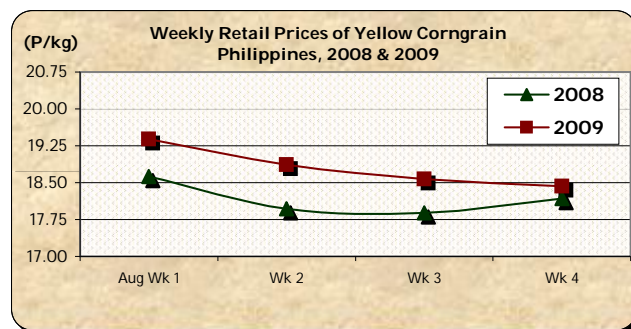
E. Wholesale and Retail Prices of Corngrain, Yellow

* Both wholesale and retail prices continuously moved downward until the close of the month.

■ At wholesale, the average price of P12.75/kg fell by 5.70% from last month's quotation and by 2.97% relative to last year's level.



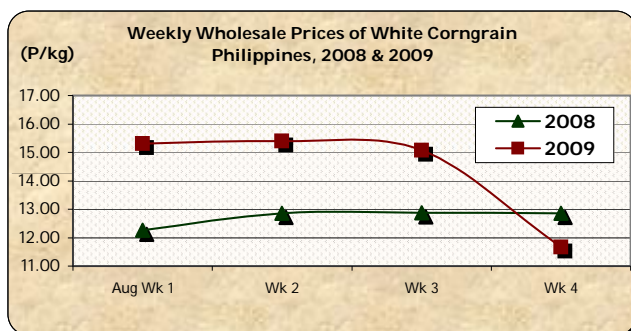
■ At retail, the average price of P18.81/kg was 5.33% lower than last month's level but was 0.59% higher than last year's report.



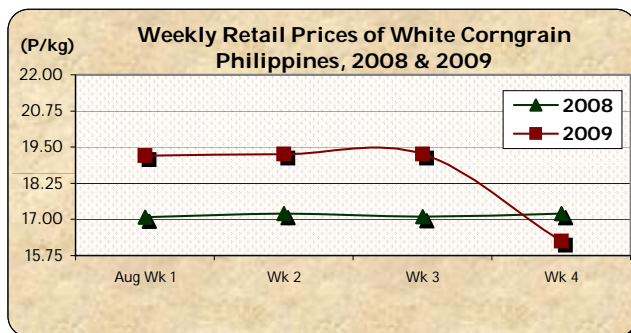
F. Wholesale and Retail Prices of Corngrain, White

* At wholesale, prices fluctuated on the first three (3) weeks and plunged at the end of the month. At retail, price moved up on the 2nd week and stayed at that level but dipped on the 4th week.

■ The average wholesale price of P15.19/kg registered a 5.24% cut from last month's level but reflected a 19.79% mark-up from last year's record.



■ The average retail price of P19.66/kg was 1.60% below July 2009 price but was 14.77% above August 2008 quotation.



Annex 1

Comparative Farmgate, Wholesale and Retail Prices of Palay, Rice and Corn, Philippines for the month of August 2009

Month/Week	Palay, dry		Well Milled Rice (WMR)			
	Farmgate Prices		Wholesale Prices		Retail Prices	
	Price/kg	% Change	Price/kg	% Change	Price/kg	% Change
Wk 1	14.99	-0.79	31.42	-0.29	34.38	-0.09
Wk 2	14.78	-1.40	31.32	-0.32	34.35	-0.09
Wk 3R	14.61	-1.15	31.05	-0.86	34.18	-0.49
Wk 4P	14.54	-0.48	31.00	-0.16	34.08	-0.29
Aug 2009P	14.72	-	31.20	-	34.25	-
Aug 2008	14.92	-1.34	33.10	-5.74	36.70	-6.68
Jul 2009R	15.33	-3.98	31.63	-1.36	34.44	-0.55

Month/Week	Regular Milled Rice (RMR)			
	Wholesale Prices		Retail Prices	
	Price/kg	% Change	Price/kg	% Change
Wk 1	28.42	-0.39	30.90	-0.45
Wk 2	28.32	-0.35	30.84	-0.19
Wk 3R	27.94	-1.34	30.65	-0.62
Wk 4P	27.78	-0.57	30.60	-0.16
Aug 2009P	28.12	-	30.75	-
Aug 2008	29.70	-5.32	32.82	-6.31
Jul 2009R	28.72	-2.09	31.16	-1.32

Month/Week	Corngrain, Yellow					
	Farmgate Prices		Wholesale Prices		Retail Prices	
	Price/kg	% Change	Price/kg	% Change	Price/kg	% Change
Wk 1	9.81	-0.30	13.31	-0.08	19.39	-0.46
Wk 2	9.23	-5.91	13.03	-2.10	18.86	-2.73
Wk 3R	8.65	-6.28	12.46	-4.37	18.57	-1.54
Wk 4P	8.50	-1.73	12.19	-2.17	18.43	-0.75
Aug 2009P	8.99	-	12.75	-	18.81	-
Aug 2008	10.51	-14.46	13.14	-2.97	18.70	0.59
Jul 2009R	10.05	-10.55	13.52	-5.70	19.87	-5.33

Month/Week	Corngrain, White					
	Farmgate Prices		Wholesale Prices		Retail Prices	
	Price/kg	% Change	Price/kg	% Change	Price/kg	% Change
Wk 1	11.29	-3.17	15.30	-2.67	19.20	-1.54
Wk 2	11.07	-1.95	15.39	0.59	19.25	0.26
Wk 3R	10.78	-2.62	15.08	-2.01	19.25	0.00
Wk 4P	10.73	-0.46	11.66	-22.68	16.25	-15.58
Aug 2009P	11.06	-	15.19	-	19.66	-
Aug 2008	11.97	-7.60	12.68	19.79	17.13	14.77
Jul 2009R	13.24	-16.47	16.03	-5.24	19.98	-1.60

Note: R-revised; P-preliminary

