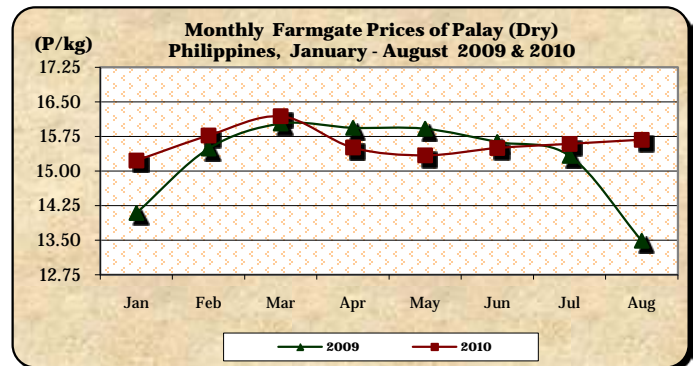


### A. Farmgate Price of Palay

★ Prices moved upward on the 2<sup>nd</sup> week but slid successively on the 2<sup>nd</sup> half of the month.

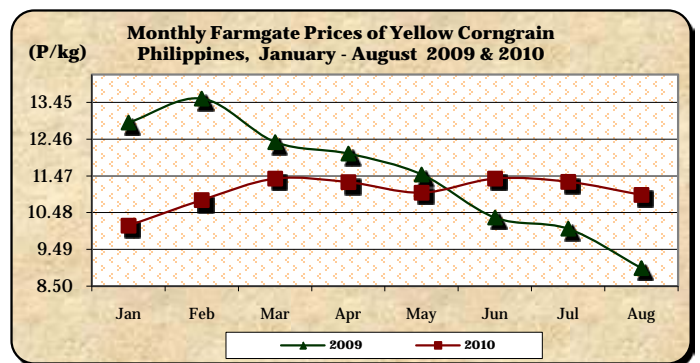
- Although prices moved down in the last two (2) weeks, monthly average price at P15.68/kg was still **higher** than last month's and last year's prices by P0.58% and 16.23%, respectively.



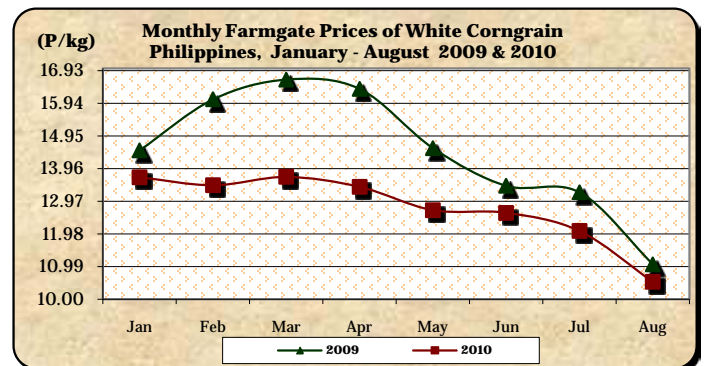
### B. Farmgate Prices of Corngrain, Yellow and White

★ Yellow corngrain prices registered three (3) consecutive declines but recovered at the close of the month. White corngrain prices, on the other hand, dropped continuously throughout the month.

- Yellow corngrain price at P10.96/kg was 3.09% **below** last month's P11.31/kg but was 21.91% **above** last year's P8.99/kg.



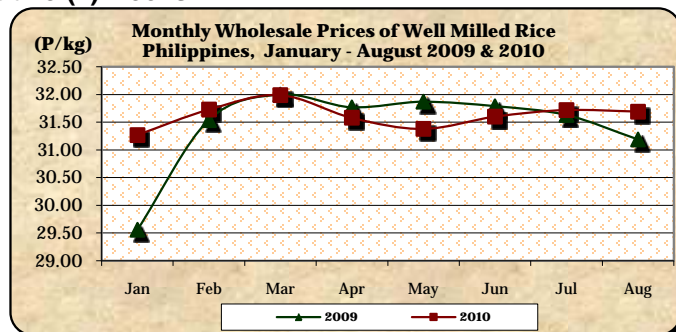
- White corngrain price at P10.53/kg **decreased** by 12.76% from July 2010 quotation and by 4.79% from August 2009 level.



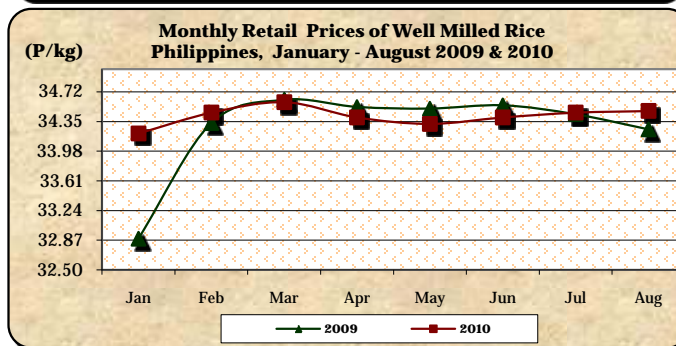
**C. Wholesale and Retail Prices of Well Milled Rice (WMR)**

\* At wholesale, price cuts were noted on the 1<sup>st</sup>, 2<sup>nd</sup> and 4<sup>th</sup> weeks. At retail, prices rose on the first two (2) weeks but fell on the last two (2) weeks.

■ At wholesale, the average price of P31.69/kg indicated a 0.09% **decrement** from last month's P31.72/kg but posted a 1.60% **increment** relative to last year's P31.19/kg.



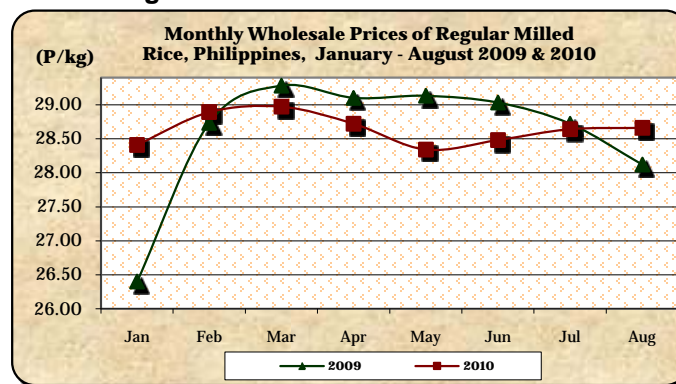
■ At retail, the average price of P34.48/kg **went up** by 0.06% and 0.67% relative to prices of July 2010 and August 2009, respectively.



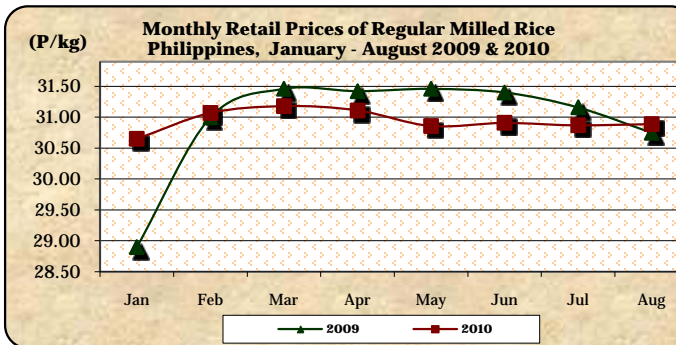
**D. Wholesale and Retail Prices of Regular Milled Rice (RMR)**

\* Wholesale prices went up on the 2<sup>nd</sup> and 4<sup>th</sup> weeks but moved down on the 1<sup>st</sup> and 3<sup>rd</sup> weeks. Retail prices decreased on the 3<sup>rd</sup> week but registered increases on other weeks.

■ The average wholesale price of P28.66/kg recorded **mark-ups** of 0.07% and 1.92% from prices of last month and last year, respectively.



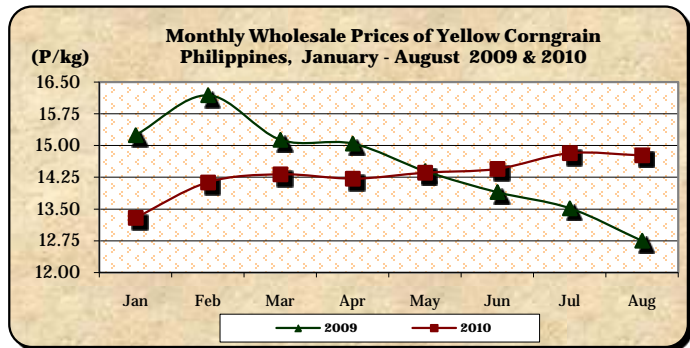
■ The average retail price of P30.89/kg was **higher** by 0.06% from last month's level and by 0.46% compared to last year's report.



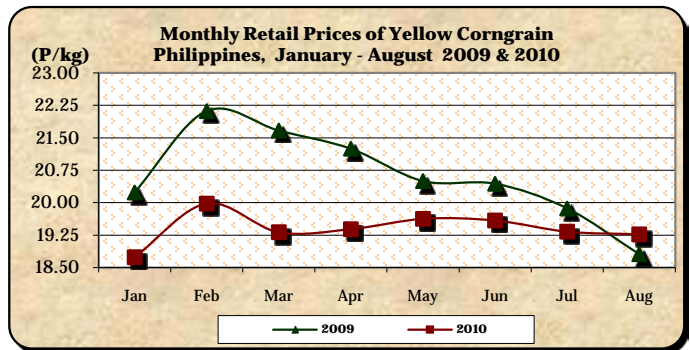
**E. Wholesale and Retail Prices of Corngrain, Yellow**

\* Wholesale prices indicated weekly increases except on the 2<sup>nd</sup> week while retail prices showed weekly fluctuations.

At wholesale, the average price of P14.77/kg was 0.34% lower than last month's price but was 15.84% higher than last year's record.



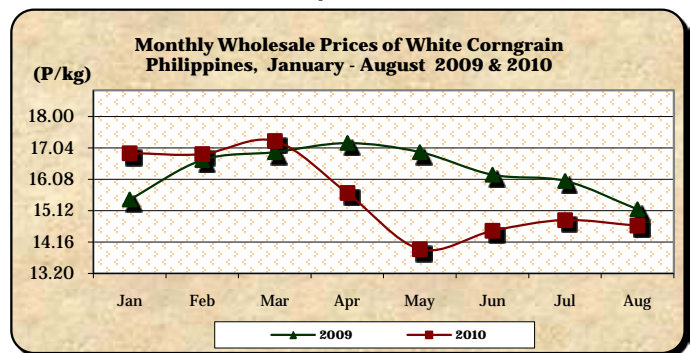
At retail, the average price of P19.27/kg was 0.31% below last month's P19.33/kg but was 2.45% above last year's P18.81/kg.



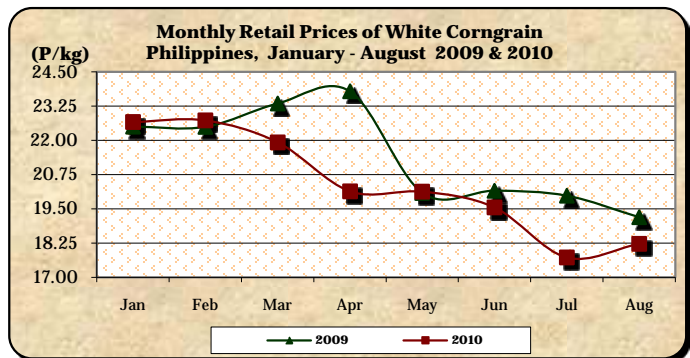
**F. Wholesale and Retail Prices of Corngrain, White**

\* At wholesale, intermittent fluctuations were observed but at retail, price cut was noted on the 3<sup>rd</sup> week only.

The average wholesale price of P14.66/kg posted reductions of 1.15% from July 2010 level and by 3.30% relative to August 2009 quotation.



The average retail price of P18.22/kg was up by 2.82% from last month's price but was down by 5.05% from last year's level.



**Annex 1**

**Comparative Farmgate, Wholesale and Retail Prices of Palay, Rice and Corn, Philippines for the month of August 2010**

Month/Week	Palay, dry		Well Milled Rice (WMR)			
	Farmgate Prices		Wholesale Prices		Retail Prices	
	Price/kg	% Change	Price/kg	% Change	Price/kg	% Change
Wk 1	15.61	0.00	31.73	-0.16	34.46	0.03
Wk 2	15.72	0.70	31.70	-0.09	34.50	0.12
Wk 3	15.68	-0.25	31.70	0.00	34.49	-0.03
Wk 4P	15.66	-0.13	31.63	-0.22	34.44	-0.14
Aug. 2010P	15.68	-	31.69	-	34.48	-
Aug. 2009	13.49	16.23	31.19	1.60	34.25	0.67
July 2010	15.59	0.58	31.72	-0.09	34.46	0.06

Month/Week	Regular Milled Rice (RMR)			
	Wholesale Prices		Retail Prices	
	Price/kg	% Change	Price/kg	% Change
Wk 1	28.69	-0.21	30.82	0.03
Wk 2	28.71	0.07	30.96	0.45
Wk 3	28.64	-0.24	30.92	-0.13
Wk 4P	28.71	0.24	30.96	0.13
Aug. 2010P	28.66	-	30.89	-
Aug. 2009	28.12	1.92	30.75	0.46
July 2010	28.64	0.07	30.87	0.06

Month/Week	Corngrain, Yellow					
	Farmgate Prices		Wholesale Prices		Retail Prices	
	Price/kg	% Change	Price/kg	% Change	Price/kg	% Change
Wk 1	10.90	-1.09	14.84	0.47	19.29	0.26
Wk 2	10.89	-0.09	14.40	-2.96	19.20	-0.47
Wk 3	10.87	-0.18	14.46	0.42	19.25	0.26
Wk 4P	11.00	1.20	14.47	0.07	19.22	-0.16
Aug. 2010P	10.96	-	14.77	-	19.27	-
Aug. 2009	8.99	21.91	12.75	15.84	18.81	2.45
July 2010	11.31	-3.09	14.82	-0.34	19.33	-0.31

Month/Week	Corngrain, White					
	Farmgate Prices		Wholesale Prices		Retail Prices	
	Price/kg	% Change	Price/kg	% Change	Price/kg	% Change
Wk 1	11.09	-3.14	14.69	0.07	18.02	0.22
Wk 2	10.74	-3.16	13.57	-7.62	18.19	0.94
Wk 3	10.37	-3.45	13.65	0.59	17.89	-1.65
Wk 4P	10.33	-0.39	13.49	-1.17	18.20	1.73
Aug. 2010P	10.53	-	14.66	-	18.22	-
Aug. 2009	11.06	-4.79	15.16	-3.30	19.19	-5.05
July 2010	12.07	-12.76	14.83	-1.15	17.72	2.82

Note: R-revised; P-preliminary

