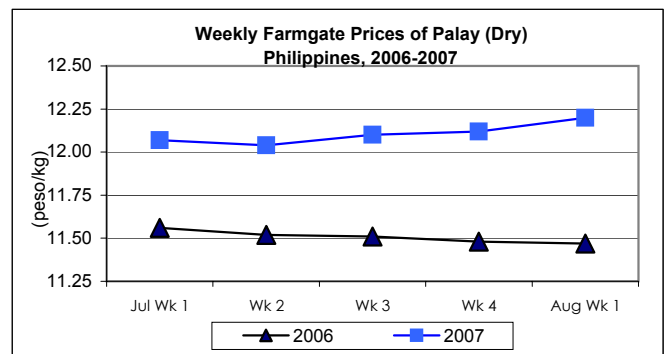




Updates on Palay, Rice & Corn Prices, August 1 - 7, 2007

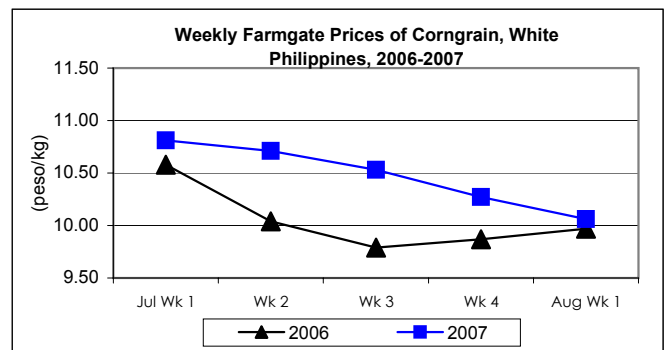
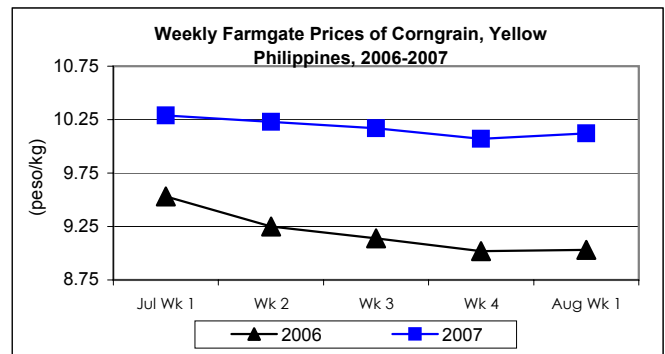
A. Farmgate Price of Palay

- * **Palay posted higher quotations compared to prices of the previous week and last year.**
 - Palay price at P12.20/kg showed a 0.66% **increment** from last week's P12.12/kg. Compared to last year's report, price was **higher** by 6.36%.



B. Farmgate Prices of Corngrain, Yellow and White

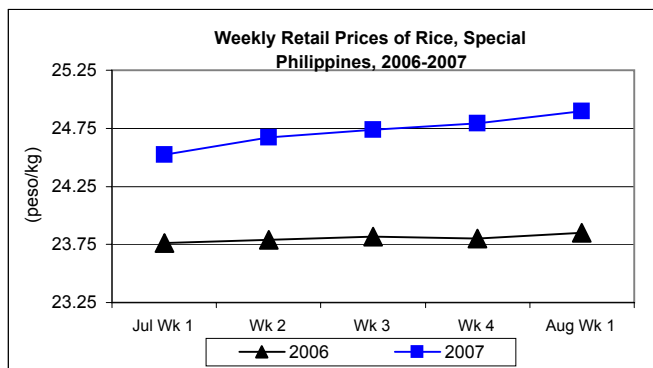
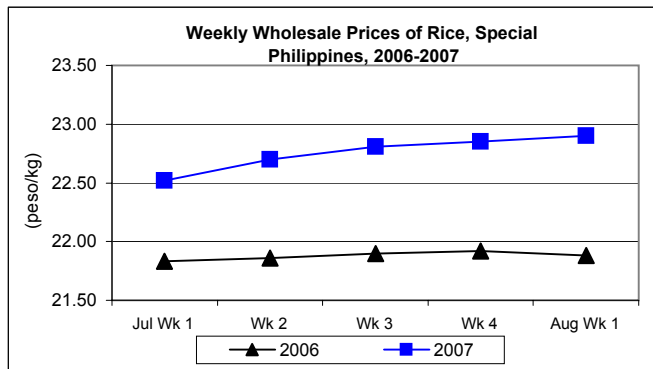
- * **Farmgate price of yellow corngrain made a turn around after weeks of decreases. Sustained downtrend of prices was noted for white corngrain.**
 - Yellow corngrain price at P10.12/kg was **up** from last week's price by 0.50% and **grew** from last year's record by 12.07%.
 - White corngrain price which closed at P10.06/kg, **dropped** by 2.04% from last week's report but **gained** by 0.90% from last year's price.



C. Wholesale and Retail Prices of Rice, Special

☀ Wholesale and retail prices moved up from last week's reports and still maintained higher levels from last year's records.

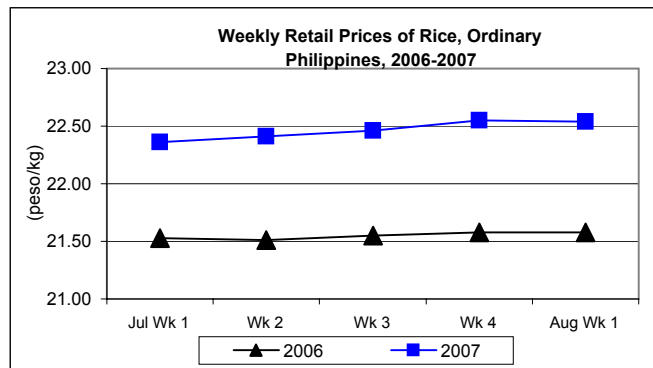
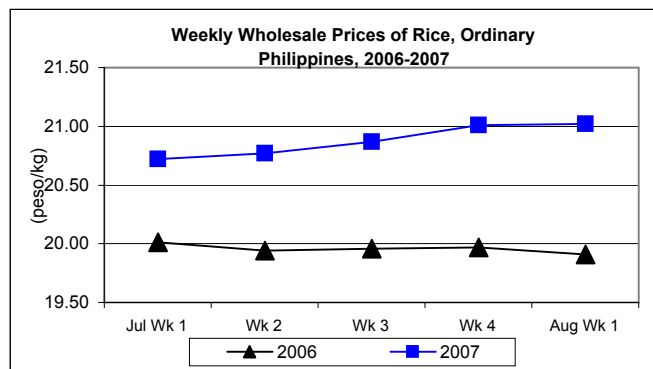
- Wholesale price at P22.90/kg represented **increases** of 0.22% from the previous week's price and by 4.66% from the 2006 record.
- Retail price at P24.90/kg was 0.44% and 4.40% **higher** than last week's and last year's prices, respectively.



D. Wholesale and Retail Prices of Rice, Ordinary

☀ Wholesale price sustained its uptrend but the rate of increase was lower this week. Retail price was down after a-month long increase.

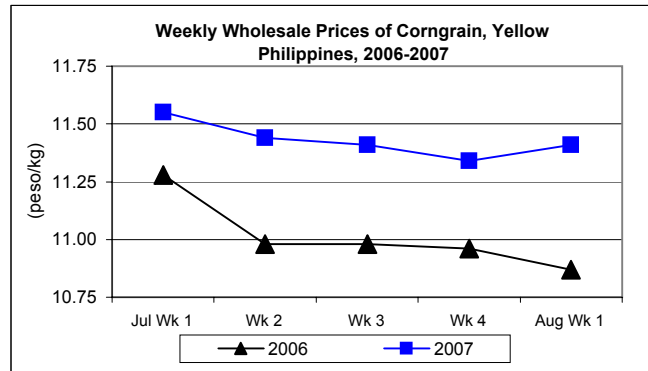
- Wholesale price was slightly **up** by 0.05% this week and **grew** by 5.58% from last year's P19.91/kg.
- For the week, retail price averaged P22.54/kg or 0.04% **lower** than last week's level but was **higher** by 4.45% from the-year-ago price.



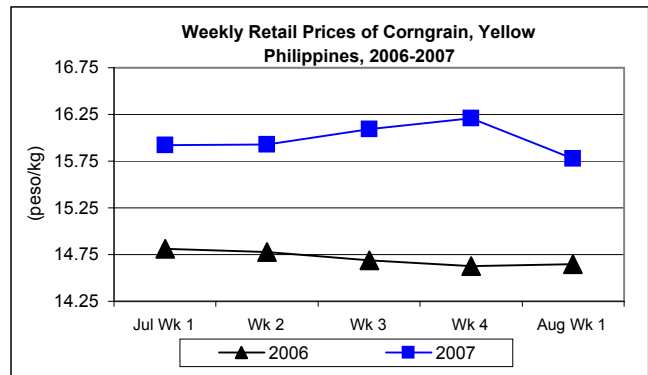
E. Wholesale and Retail Prices of Corngrain, Yellow

☀ Wholesale price strengthened after weeks of decreases while retail price showed the opposite.

- Wholesale price was quoted at P11.41/kg **increasing** at 0.62% and 4.97% relative to prices last week and last year, respectively.



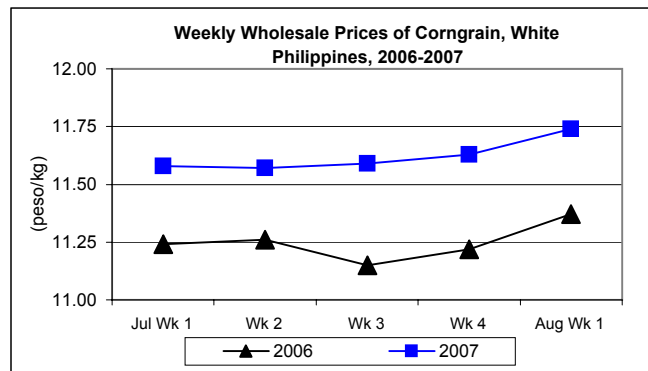
- Retail price at P15.78/kg was **lower** by 2.65% from last week's price. Relative to 2006 record, price **increased** by 7.71%.



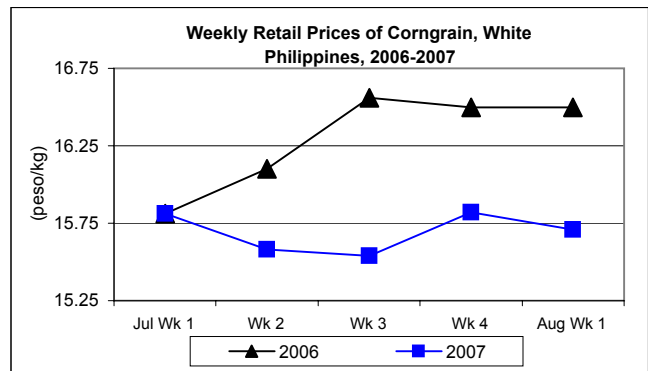
F. Wholesale and Retail Prices of Corngrain, White

☀ Wholesale price was on the uptrend for three weeks now while retail price reflected intermittent weekly fluctuations.

- Wholesale price at P11.74/kg showed **increases** of 0.95% from last week's price and 3.25% from last year's quotation.



- Retail price went down this week showing **decreases** of 0.70% and 4.79% relative to the previous week's and last year's prices, respectively.



Annex 1

Comparative Weekly Farmgate, Wholesale and Retail Prices of Palay, Rice and Corn, Philippines

Month/Week	Palay (Dry)				Rice, Special							
	Farmgate Prices				Wholesale Prices				Retail Prices			
	2006	2007	% Change		2006	2007	% Change		2006	2007	% Change	
(1)	(2)	(3)	(3)/(2)	(weekly)	(6)	(7)	(7)/(6)	(weekly)	(10)	(11)	(11)/(10)	(weekly)
Jul Wk 1	11.56	12.07	4.41	0.42	21.83	22.52	3.16	0.13	23.76	24.52	3.20	0.37
Wk 2	11.52	12.04	4.51	-0.25	21.86	22.70	3.84	0.80	23.79	24.67	3.70	0.61
Wk 3	11.51	12.10	5.13	0.50	21.90	22.81	4.16	0.48	23.82	24.74	3.86	0.28
Wk 4	11.48	12.12	5.57	0.17	21.92	22.85	4.24	0.18	23.80	24.79	4.16	0.20
Aug Wk 1	11.47	12.20	6.36	0.66	21.88	22.90	4.66	0.22	23.85	24.90	4.40	0.44

Month/Week	Rice, Ordinary							
	Wholesale Prices				Retail Prices			
	2006	2007	% Change		2006	2007	% Change	
(1)	(2)	(3)	(3)/(2)	(weekly)	(6)	(7)	(7)/(6)	(weekly)
Jul Wk 1	20.01	20.72	3.55	0.63	21.53	22.36	3.86	0.90
Wk 2	19.94	20.77	4.16	0.24	21.51	22.41	4.18	0.22
Wk 3	19.96	20.87	4.56	0.48	21.55	22.46	4.22	0.22
Wk 4	19.97	21.01	5.21	0.67	21.58	22.55	4.49	0.40
Aug Wk 1	19.91	21.02	5.58	0.05	21.58	22.54	4.45	-0.04

Month/Week	Corngrain, Yellow											
	Farmgate Prices				Wholesale Prices				Retail Prices			
	2006	2007	% Change		2006	2007	% Change		2006	2007	% Change	
(1)	(2)	(3)	(3)/(2)	(weekly)	(6)	(7)	(7)/(6)	(weekly)	(10)	(11)	(11)/(10)	(weekly)
Jul Wk 1	9.53	10.29	7.97	0.19	11.28	11.55	2.39	-0.52	14.81	15.92	7.49	2.18
Wk 2	9.25	10.23	10.59	-0.58	10.98	11.44	4.19	-0.95	14.78	15.93	7.78	0.06
Wk 3	9.14	10.17	11.27	-0.59	10.98	11.41	3.92	-0.26	14.69	16.09	9.53	1.00
Wk 4	9.02	10.07	11.64	-0.98	10.96	11.34	3.47	-0.61	14.63	16.21	10.80	0.75
Aug Wk 1	9.03	10.12	12.07	0.50	10.87	11.41	4.97	0.62	14.65	15.78	7.71	-2.65

Month/Week	Corngrain, White											
	Farmgate Prices				Wholesale Prices				Retail Prices			
	2006	2007	% Change		2006	2007	% Change		2006	2007	% Change	
(1)	(2)	(3)	(3)/(2)	(weekly)	(6)	(7)	(7)/(6)	(weekly)	(10)	(11)	(11)/(10)	(weekly)
Jul Wk 1	10.58	10.81	2.17	-1.82	11.24	11.58	3.02	-0.60	15.81	15.81	0.00	0.38
Wk 2	10.04	10.71	6.67	-0.93	11.26	11.57	2.75	-0.09	16.10	15.58	-3.23	-1.45
Wk 3	9.79	10.53	7.56	-1.68	11.15	11.59	3.95	0.17	16.56	15.54	-6.16	-0.26
Wk 4	9.87	10.27	4.05	-2.47	11.22	11.63	3.65	0.35	16.50	15.82	-4.12	1.80
Aug Wk 1	9.97	10.06	0.90	-2.04	11.37	11.74	3.25	0.95	16.50	15.71	-4.79	-0.70