

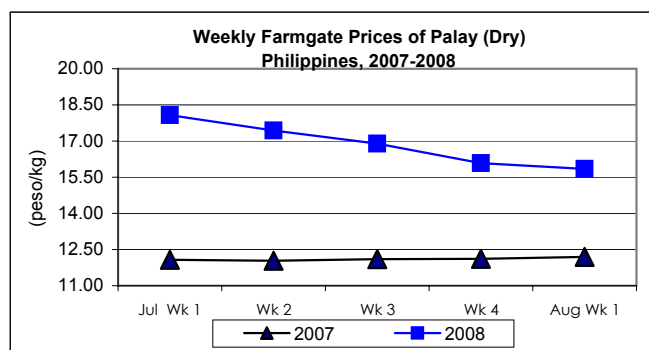


Updates on Palay, Rice & Corn Prices, July 30 to August 5, 2008

A. Farmgate Price of Palay

* Palay prices sustained last week's downtrend but at a slower rate.

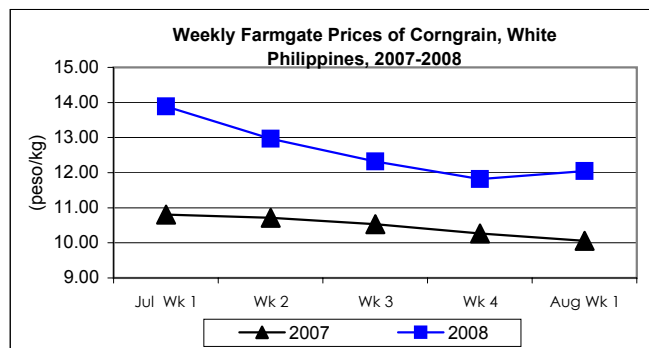
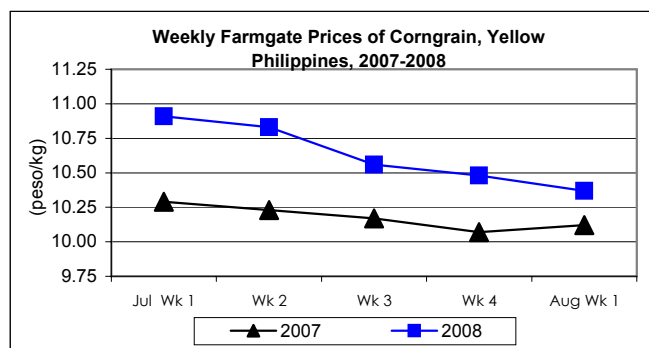
- Average price at P15.85/kg was **lower** by 1.43% from last week's price but was still **higher** by 29.92% over last year's level.



B. Farmgate Prices of Corngrain, Yellow and White

* Price of yellow corngrain went down continuously but that of white corngrain recovered after successive decreases.

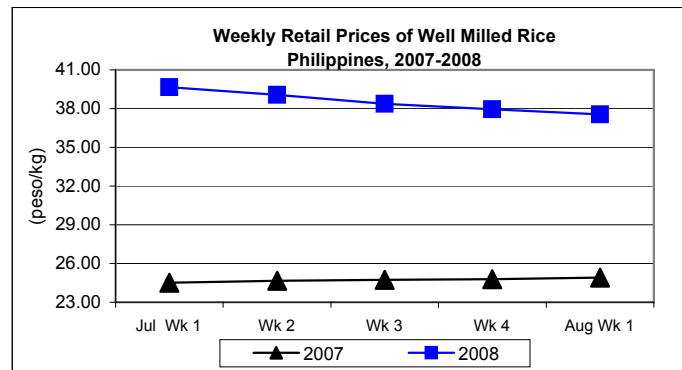
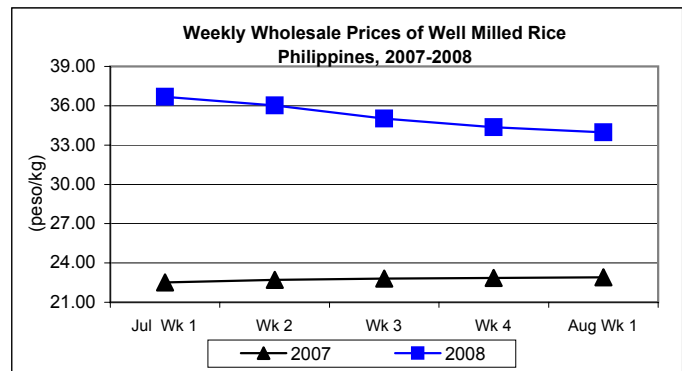
- Average price of yellow corngrain at P10.37/kg posted a **decrement** of 1.05% from last week's level but recorded an **increment** of 2.47% from last year's quotation.
- Average price of white corngrain at P12.05/kg registered **mark-ups** of 1.95% and 19.78% from prices of last week and last year, respectively.



C. Wholesale and Retail Prices of Well Milled Rice (WMR)

☀ Both wholesale and retail prices reflected continuous downward trends for four weeks.

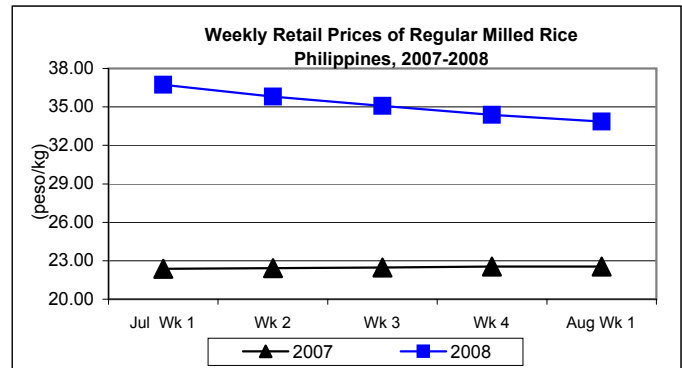
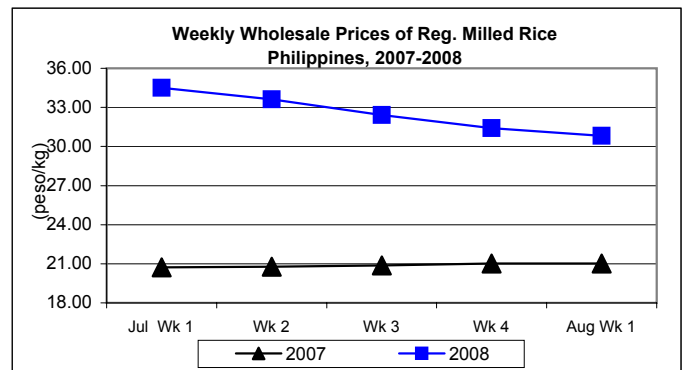
- Wholesale price at P33.97/kg **fell** by 1.16% from last week's level but **rose** by 48.34% compared to 2007 record.
- Retail price at P37.55/kg **slid** by 1.03% from last week's report but **gained** by 50.80% from last year's level.



D. Wholesale and Retail Prices of Regular Milled Rice (RMR)

☀ Prices at both wholesale and retail levels sustained downward movements but at rates slower than last week's report.

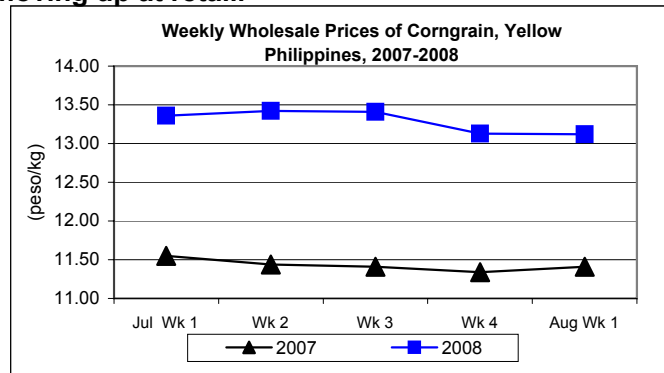
- Average wholesale price at P30.81/kg **went down** by 1.91% from last week's level but **scaled up** by 46.57% from that of last year.
- Average retail price at P33.86/kg was 1.48% **below** last week's price but was 50.22% **above** last year's level.



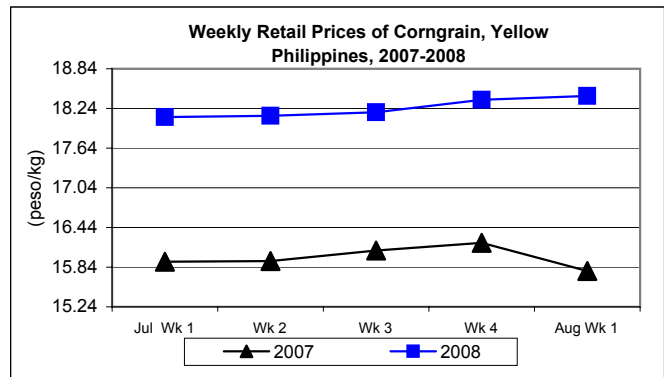
E. Wholesale and Retail Prices of Corngrain, Yellow

☀ Prices at wholesale and retail levels showed opposite trends, i.e., prices were going down at wholesale while prices were continuously moving up at retail.

- At wholesale, average price of P13.12/kg. was slightly **lower** by 0.08% from last week's P13.13/kg but was **higher** by 14.99% from last year's P11.41/kg.



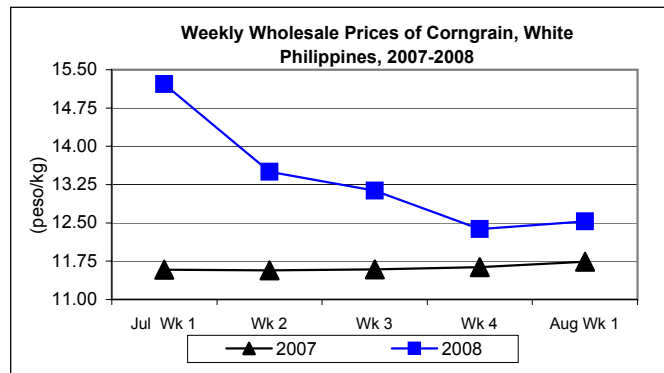
- At retail, average price of P18.43/kg posted **increments** of 0.33% and 16.79% over prices of last week and last year, respectively.



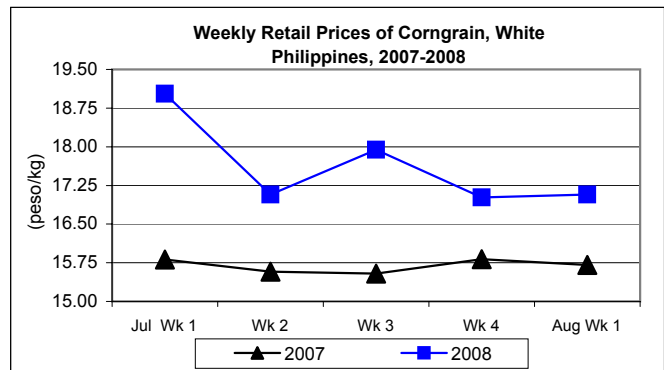
F. Wholesale and Retail Prices of Corngrain, White

☀ Both wholesale and retail levels recorded price gains.

- Average wholesale price at P12.53/kg registered **increases** of 1.21% over last week's quotation and 6.73% from last year's level.



- Average retail price at P17.07/kg was 0.29% **higher** than last week's price and 8.66% **bigger** than last year's record.



Annex 1

Comparative Weekly Farmgate, Wholesale and Retail Prices of Palay, Rice and Corn, Philippines

Month/Week	Palay (Dry)				Well Milled Rice (WMR)							
	Farmgate Prices				Wholesale Prices				Retail Prices			
	2007	2008	% Change		2007	2008	% Change		2007	2008	% Change	
(1)	(2)	(3)	(3)/(2)	(weekly)	(6)	(7)	(7)/(6)	(weekly)	(10)	(11)	(11)/(10)	(weekly)
Jul Wk 1	12.07	18.07	49.71	-1.36	22.52	36.67	62.83	0.44	24.52	39.67	61.79	1.15
Wk 2	12.04	17.44	44.85	-3.49	22.70	36.02	58.68	-1.77	24.67	39.07	58.37	-1.51
Wk 3	12.10	16.89	39.59	-3.15	22.81	35.02	53.53	-2.78	24.74	38.38	55.13	-1.77
Wk 4	12.12	16.08	32.67	-4.80	22.85	34.37	50.42	-1.86	24.79	37.94	53.05	-1.15
Aug Wk 1	12.20	15.85	29.92	-1.43	22.90	33.97	48.34	-1.16	24.90	37.55	50.80	-1.03

Month/Week	Regular Milled Rice (RMR)							
	Wholesale Prices				Retail Prices			
	2007	2008	% Change		2007	2008	% Change	
(1)	(2)	(3)	(3)/(2)	(weekly)	(6)	(7)	(7)/(6)	(weekly)
Jul Wk 1	20.72	34.50	66.51	0.32	22.36	36.72	64.22	0.96
Wk 2	20.77	33.61	61.82	-2.58	22.41	35.80	59.75	-2.51
Wk 3	20.87	32.41	55.29	-3.57	22.46	35.09	56.23	-1.98
Wk 4	21.01	31.41	49.50	-3.09	22.55	34.37	52.42	-2.05
Aug Wk 1	21.02	30.81	46.57	-1.91	22.54	33.86	50.22	-1.48

Month/Week	Corngrain, Yellow											
	Farmgate Prices				Wholesale Prices				Retail Prices			
	2007	2008	% Change		2007	2008	% Change		2007	2008	% Change	
(1)	(2)	(3)	(3)/(2)	(weekly)	(6)	(7)	(7)/(6)	(weekly)	(10)	(11)	(11)/(10)	(weekly)
Jul Wk 1	10.29	10.91	6.03	-1.80	11.55	13.36	15.67	0.68	15.92	18.11	13.76	0.95
Wk 2	10.23	10.83	5.87	-0.73	11.44	13.42	17.31	0.45	15.93	18.13	13.81	0.11
Wk 3	10.17	10.56	3.83	-2.49	11.41	13.41	17.53	-0.07	16.09	18.18	12.99	0.28
Wk 4	10.07	10.48	4.07	-0.76	11.34	13.13	15.78	-2.09	16.21	18.37	13.33	1.05
Aug Wk 1	10.12	10.37	2.47	-1.05	11.41	13.12	14.99	-0.08	15.78	18.43	16.79	0.33

Month/Week	Corngrain, White											
	Farmgate Prices				Wholesale Prices				Retail Prices			
	2007	2008	% Change		2007	2008	% Change		2007	2008	% Change	
(1)	(2)	(3)	(3)/(2)	(weekly)	(6)	(7)	(7)/(6)	(weekly)	(10)	(11)	(11)/(10)	(weekly)
Jul Wk 1	10.81	13.89	28.49	-7.03	11.58	15.22	31.43	1.00	15.81	19.03	20.37	5.32
Wk 2	10.71	12.97	21.10	-6.63	11.57	13.50	16.68	-11.30	15.58	17.07	9.56	-10.31
Wk 3	10.53	12.32	17.00	-5.01	11.59	13.13	13.29	-2.74	15.54	17.94	15.44	5.10
Wk 4	10.27	11.82	15.09	-4.06	11.63	12.38	6.45	-5.71	15.82	17.02	7.59	-5.13
Aug Wk 1	10.06	12.05	19.78	1.95	11.74	12.53	6.73	1.21	15.71	17.07	8.66	0.29