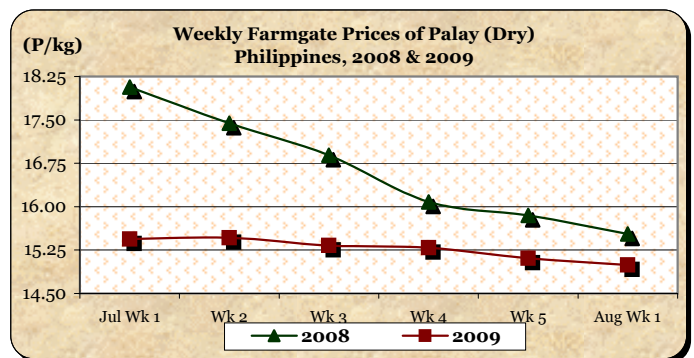


A. Farmgate Price of Palay

* Price cut was sustained but at a rate slower than that of last week.

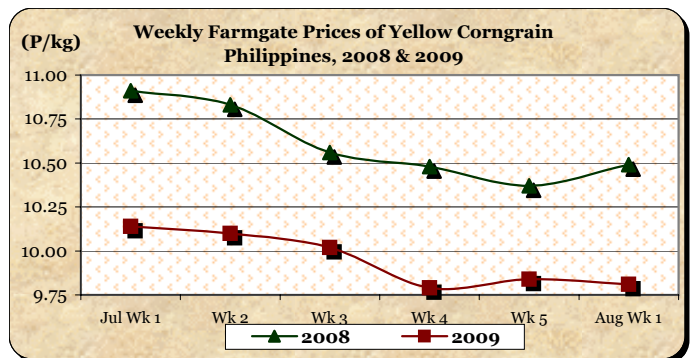
■ Average price at P14.99/kg slid by 0.79% from last week's quotation and by 3.48% from last year's level.



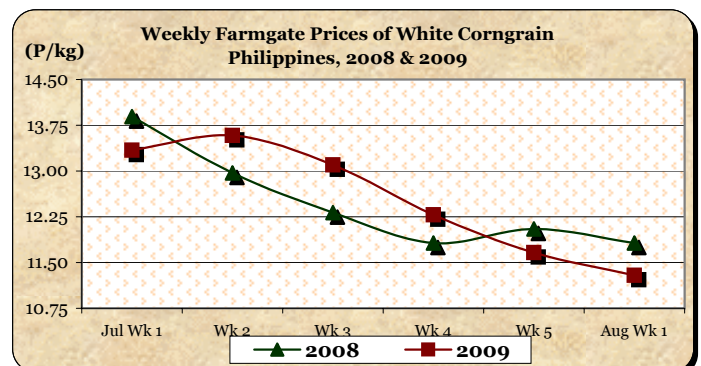
B. Farmgate Prices of Corngrain, Yellow and White

* Yellow corngrain price declined anew after last week's recovery. White corngrain, on the other hand, registered another price drop.

■ Yellow corngrain price at P9.81/kg was lower by 0.30% from previous week's price and by 6.48% from 2008 record.



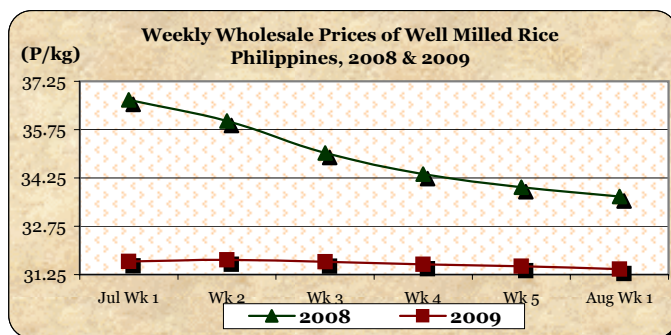
■ White corngrain price at P11.29/kg further decreased by 3.17% from last week's P11.66/kg and by 4.48% compared to last year's P11.82/kg.



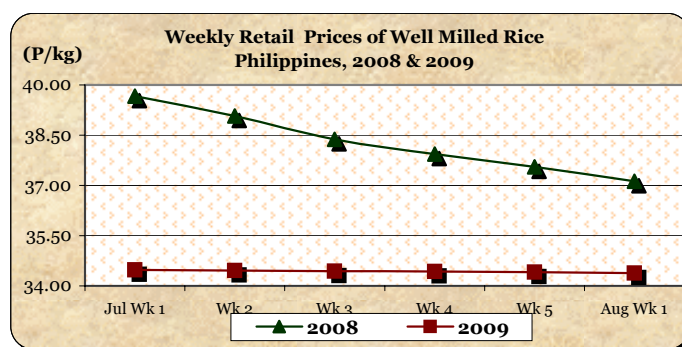
C. Wholesale and Retail Prices of Well Milled Rice (WMR)

* Price reductions were continuously recorded at both wholesale and retail levels.

■ At wholesale, the average price of P31.42/kg **dropped** by 0.29% and 6.68% from last week's and last year's levels, respectively.



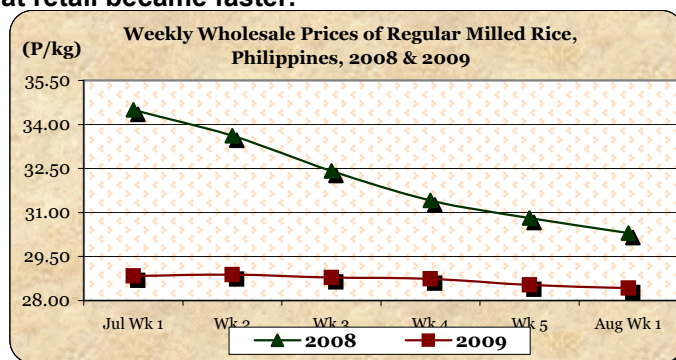
■ At retail, the average price of P34.38/kg **fell** by 0.09% from last week's P34.41/kg and by 7.38% from last year's P37.12/kg.



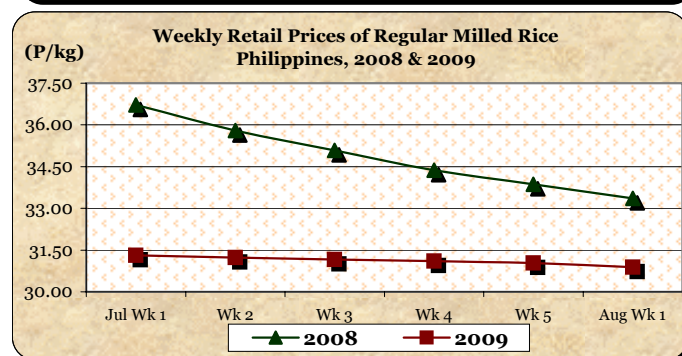
D. Wholesale and Retail Prices of Regular Milled Rice (RMR)

* Prices at both wholesale and retail levels continued to register decrements. The rate of decrease at wholesale was slower but that at retail became faster.

■ The average wholesale price of P28.42/kg reflected **cuts** of 0.39% and 6.20% from prices of last week and last year, respectively.



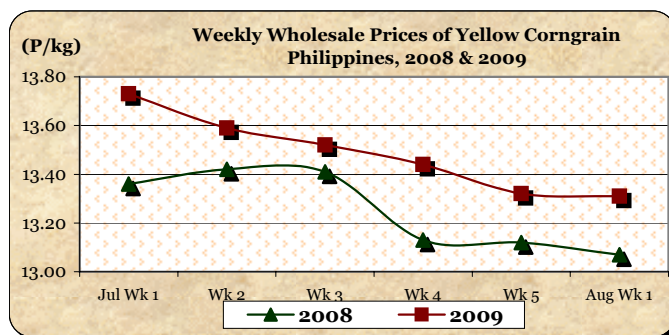
■ The average retail price of P30.89/kg indicated **reductions** of 0.48% from last week's level and by 7.40% from that of last year.



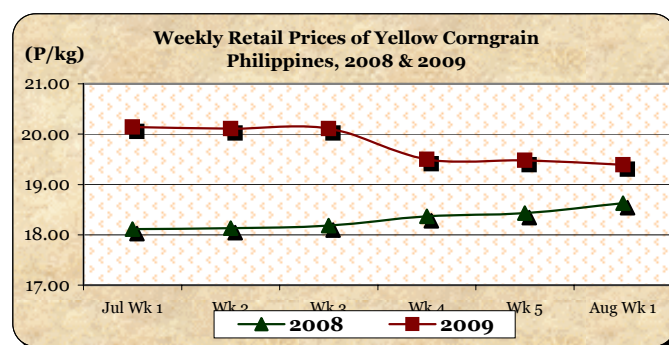
E. Wholesale and Retail Prices of Corngrain, Yellow

* Both wholesale and retail prices sustained declines.

■ At wholesale, the average price of P13.31/kg was slightly **down** by 0.08% from last week's P13.32/kg but was **up** by 1.84% relative to last year's quotation.



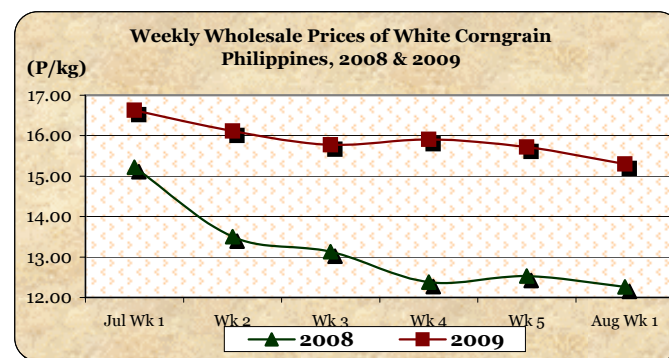
■ At retail, the average price of P19.39/kg was 0.46% **below** last week's price but was 4.08% **above** last year's level.



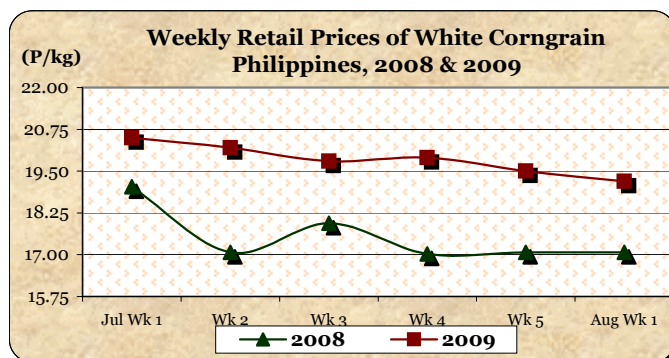
F. Wholesale and Retail Prices of Corngrain, White

* Prices continued to decrease at both wholesale and retail levels.

■ The average wholesale price of P15.30/kg registered a 2.67% **decrement** from last week's record but reflected a 24.80% **increment** relative to 2008 report.



■ The average retail price of P19.20/kg **fell** by 1.54% from last week's level but **rose** by 12.48% from that of last year.



Annex 1

Comparative Weekly Farmgate, Wholesale and Retail Prices of Palay, Rice and Corn, Philippines

Month/Week	Palay (Dry)				Well Milled Rice (WMR)							
	Farmgate Prices				Wholesale Prices				Retail Prices			
	2008	2009	% Change		2008	2009	% Change		2008	2009	% Change	
(1)	(2)	(3)	(3)/(2)	(weekly)	(6)	(7)	(7)/(6)	(weekly)	(10)	(11)	(11)/(10)	(weekly)
Jul Wk 1	18.07	15.44	-14.55	-0.83	36.67	31.66	-13.66	-0.25	39.67	34.48	-13.08	-0.26
Wk 2	17.44	15.46	-11.35	0.13	36.02	31.71	-11.97	0.16	39.07	34.46	-11.80	-0.06
Wk 3	16.89	15.33	-9.24	-0.84	35.02	31.65	-9.62	-0.19	38.38	34.44	-10.27	-0.06
Wk 4	16.08	15.29	-4.91	-0.26	34.37	31.57	-8.15	-0.25	37.94	34.43	-9.25	-0.03
Wk 5R	15.85	15.11	-4.67	-1.18	33.96	31.51	-7.21	-0.19	37.55	34.41	-8.36	-0.06
Aug Wk 1P	15.53	14.99	-3.48	-0.79	33.67	31.42	-6.68	-0.29	37.12	34.38	-7.38	-0.09

Month/Week	Regular Milled Rice (RMR)							
	Wholesale Prices				Retail Prices			
	2008	2009	% Change		2008	2009	% Change	
(1)	(2)	(3)	(3)/(2)	(weekly)	(6)	(7)	(7)/(6)	(weekly)
Jul Wk 1	34.50	28.84	-16.41	-0.35	36.72	31.31	-14.73	-0.22
Wk 2	33.61	28.88	-14.07	0.14	35.80	31.23	-12.77	-0.26
Wk 3	32.41	28.79	-11.17	-0.31	35.09	31.16	-11.20	-0.22
Wk 4	31.41	28.74	-8.50	-0.17	34.37	31.11	-9.49	-0.16
Wk 5R	30.81	28.53	-7.40	-0.73	33.86	31.04	-8.33	-0.23
Aug Wk 1P	30.30	28.42	-6.20	-0.39	33.36	30.89	-7.40	-0.48

Month/Week	Corngrain, Yellow											
	Farmgate Prices				Wholesale Prices				Retail Prices			
	2008	2009	% Change		2008	2009	% Change		2008	2009	% Change	
(1)	(2)	(3)	(3)/(2)	(weekly)	(6)	(7)	(7)/(6)	(weekly)	(10)	(11)	(11)/(10)	(weekly)
Jul Wk 1	10.91	10.14	-7.06	0.60	13.36	13.73	2.77	-2.35	18.11	20.14	11.21	0.10
Wk 2	10.83	10.10	-6.74	-0.39	13.42	13.59	1.27	-1.02	18.13	20.11	10.92	-0.15
Wk 3	10.56	10.02	-5.11	-0.79	13.41	13.52	0.82	-0.52	18.18	20.11	10.62	0.00
Wk 4	10.48	9.79	-6.58	-2.30	13.13	13.44	2.36	-0.59	18.37	19.50	6.15	-3.03
Wk 5R	10.37	9.84	-5.11	0.51	13.12	13.32	1.52	-0.89	18.43	19.48	5.70	-0.10
Aug Wk 1P	10.49	9.81	-6.48	-0.30	13.07	13.31	1.84	-0.08	18.63	19.39	4.08	-0.46

Month/Week	Corngrain, White											
	Farmgate Prices				Wholesale Prices				Retail Prices			
	2008	2009	% Change		2008	2009	% Change		2008	2009	% Change	
(1)	(2)	(3)	(3)/(2)	(weekly)	(6)	(7)	(7)/(6)	(weekly)	(10)	(11)	(11)/(10)	(weekly)
Jul Wk 1	13.89	13.34	-3.96	2.38	15.22	16.63	9.26	1.53	19.03	20.50	7.72	0.99
Wk 2	12.97	13.58	4.70	1.80	13.50	16.11	19.33	-3.13	17.07	20.20	18.34	-1.46
Wk 3	12.32	13.10	6.33	-3.53	13.13	15.77	20.11	-2.11	17.94	19.80	10.37	-1.98
Wk 4	11.82	12.28	3.89	-6.26	12.38	15.91	28.51	0.89	17.02	19.90	16.92	0.51
Wk 5R	12.05	11.66	-3.24	-5.05	12.53	15.72	25.46	-1.19	17.07	19.50	14.24	-2.01
Aug Wk 1P	11.82	11.29	-4.48	-3.17	12.26	15.30	24.80	-2.67	17.07	19.20	12.48	-1.54

Note: R-revised; P-preliminary

