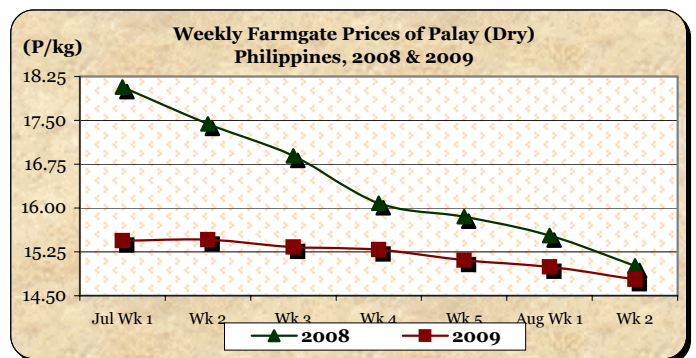


A. Farmgate Price of Palay

* Price further declined at rate much faster than last week's movement.

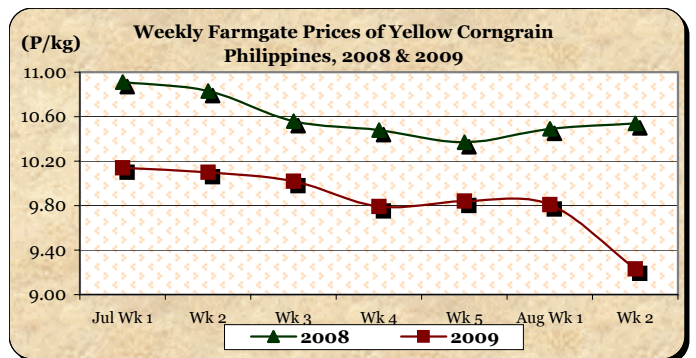
■ The average price of P14.78/kg **dropped** by 1.40% and 1.53% relative to prices of last week and last month, respectively.



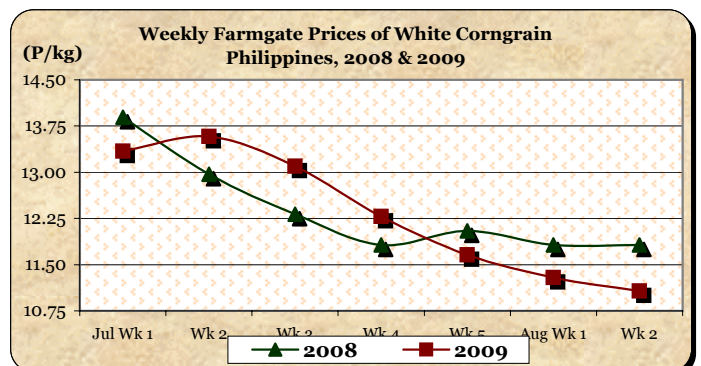
B. Farmgate Prices of Corngrain, Yellow and White

* Both yellow and white corngrain prices continued to decrease.

■ Yellow corngrain price at P9.23/kg registered **cuts** of 5.91% from last week's P9.81/kg and by 12.43% from last year's P10.54/kg.



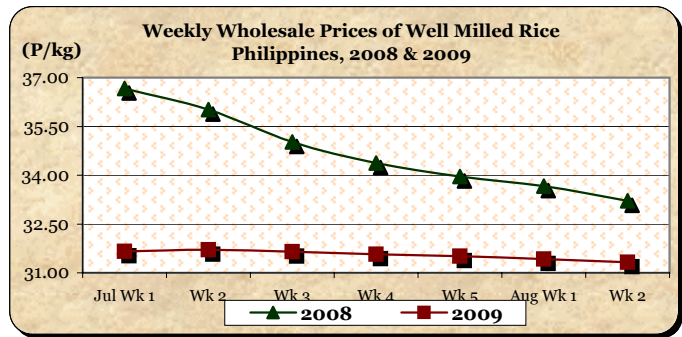
■ White corngrain price at P11.07/kg **softened** by 1.95% from last week's quotation and by 6.35% compared to that of 2008.



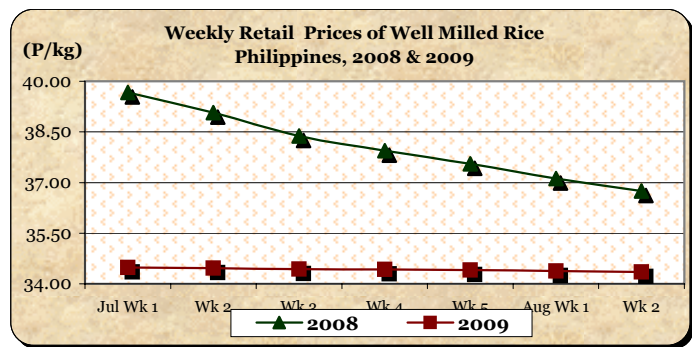
C. Wholesale and Retail Prices of Well Milled Rice (WMR)

* Prices at both wholesale and retail levels sustained reductions.

■ The average wholesale price of P31.32/kg **slid** by 0.32% and 5.69% from last week's and last year's levels, respectively.



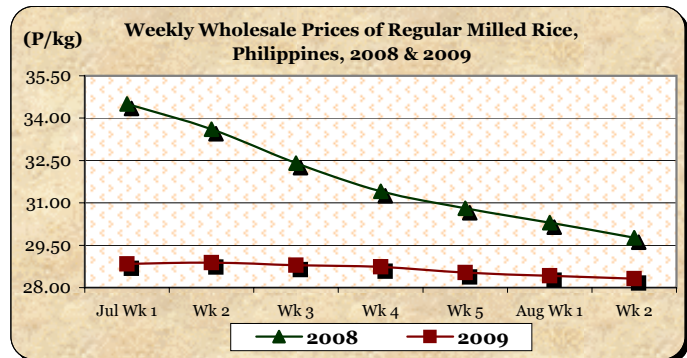
■ The average retail price of P34.35/kg was **down** by 0.09% from last week's P34.38/kg and by 6.53% from last year's P36.75/kg.



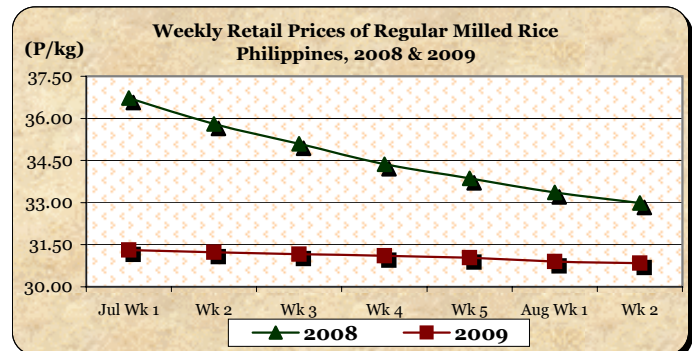
D. Wholesale and Retail Prices of Regular Milled Rice (RMR)

* Continuous price cuts were noted at both wholesale and retail levels.

■ At wholesale, the average price of P28.32/kg **fell** by 0.35% from last week's level and by 4.87% from last year's quotation.



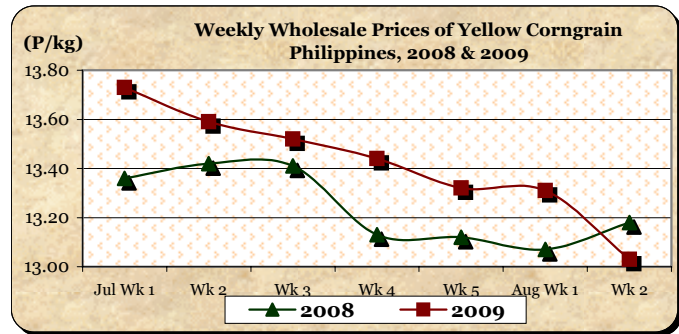
■ At retail, the average price of P30.84/kg **went down** by 0.19% and 6.52% compared to prices of last week and last year, respectively.



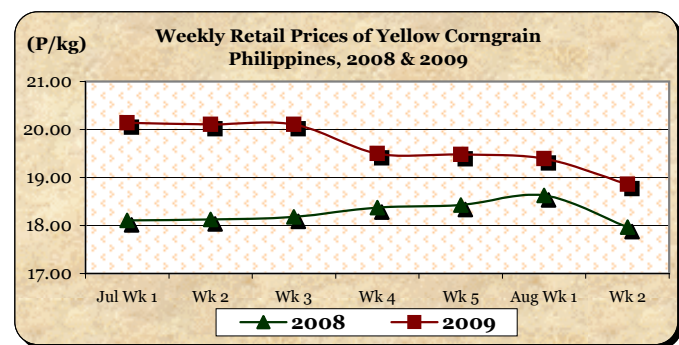
E. Wholesale and Retail Prices of Corngrain, Yellow

* Both wholesale and retail prices dropped successively at rates much faster than last week's records.

■ The average wholesale price of P13.03/kg indicated **cuts** of 2.10% and 1.14% relative to prices of last week and last year, respectively.



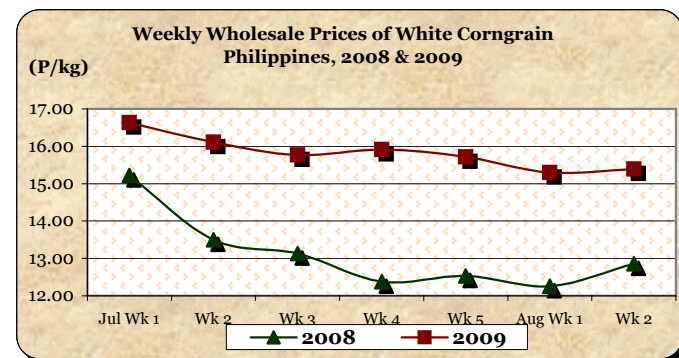
■ The average retail price of P18.86/kg was 2.73% **below** last week's level but was 4.95% **above** last year's report.



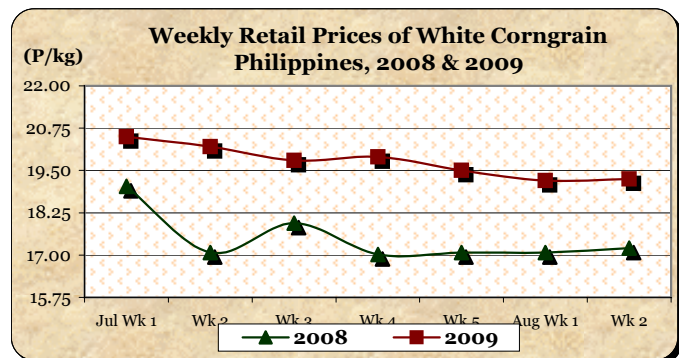
F. Wholesale and Retail Prices of Corngrain, White

* Upward movement of prices were reflected at both wholesale and retail levels after two consecutive weeks of declines.

■ At wholesale, the average price of P15.39/kg registered **increments** of 0.59% and 19.67% from last week's and last year's levels, respectively.



■ At retail, the average price of P19.25/kg indicated **mark-ups** of 0.26% from last week's P19.20/kg and 11.85% from last year's P17.21/kg.



Annex 1
Comparative Weekly Farmgate, Wholesale and Retail Prices of Palay, Rice and Corn, Philippines

Month/Week	Palay (Dry)				Well Milled Rice (WMR)							
	Farmgate Prices				Wholesale Prices				Retail Prices			
	2008	2009	% Change		2008	2009	% Change		2008	2009	% Change	
(1)	(2)	(3)	(3)/(2)	(weekly)	(6)	(7)	(7)/(6)	(weekly)	(10)	(11)	(11)/(10)	(weekly)
Jul Wk 1	18.07	15.44	-14.55	-0.83	36.67	31.66	-13.66	-0.25	39.67	34.48	-13.08	-0.26
Wk 2	17.44	15.46	-11.35	0.13	36.02	31.71	-11.97	0.16	39.07	34.46	-11.80	-0.06
Wk 3	16.89	15.33	-9.24	-0.84	35.02	31.65	-9.62	-0.19	38.38	34.44	-10.27	-0.06
Wk 4	16.08	15.29	-4.91	-0.26	34.37	31.57	-8.15	-0.25	37.94	34.43	-9.25	-0.03
Wk 5R	15.85	15.11	-4.67	-1.18	33.96	31.51	-7.21	-0.19	37.55	34.41	-8.36	-0.06
Aug Wk 1R	15.53	14.99	-3.48	-0.79	33.67	31.42	-6.68	-0.29	37.12	34.38	-7.38	-0.09
Wk 2P	15.01	14.78	-1.53	-1.40	33.21	31.32	-5.69	-0.32	36.75	34.35	-6.53	-0.09

Month/Week	Regular Milled Rice (RMR)							
	Wholesale Prices				Retail Prices			
	2008	2009	% Change		2008	2009	% Change	
(1)	(2)	(3)	(3)/(2)	(weekly)	(6)	(7)	(7)/(6)	(weekly)
Jul Wk 1	34.50	28.84	-16.41	-0.35	36.72	31.31	-14.73	-0.22
Wk 2	33.61	28.88	-14.07	0.14	35.80	31.23	-12.77	-0.26
Wk 3	32.41	28.79	-11.17	-0.31	35.09	31.16	-11.20	-0.22
Wk 4	31.41	28.74	-8.50	-0.17	34.37	31.11	-9.49	-0.16
Wk 5R	30.81	28.53	-7.40	-0.73	33.86	31.04	-8.33	-0.23
Aug Wk 1R	30.30	28.42	-6.20	-0.39	33.36	30.90	-7.37	-0.45
Wk 2P	29.77	28.32	-4.87	-0.35	32.99	30.84	-6.52	-0.19

Month/Week	Corngrain, Yellow											
	Farmgate Prices				Wholesale Prices				Retail Prices			
	2008	2009	% Change		2008	2009	% Change		2008	2009	% Change	
(1)	(2)	(3)	(3)/(2)	(weekly)	(6)	(7)	(7)/(6)	(weekly)	(10)	(11)	(11)/(10)	(weekly)
Jul Wk 1	10.91	10.14	-7.06	0.60	13.36	13.73	2.77	-2.35	18.11	20.14	11.21	0.10
Wk 2	10.83	10.10	-6.74	-0.39	13.42	13.59	1.27	-1.02	18.13	20.11	10.92	-0.15
Wk 3	10.56	10.02	-5.11	-0.79	13.41	13.52	0.82	-0.52	18.18	20.11	10.62	0.00
Wk 4	10.48	9.79	-6.58	-2.30	13.13	13.44	2.36	-0.59	18.37	19.50	6.15	-3.03
Wk 5R	10.37	9.84	-5.11	0.51	13.12	13.32	1.52	-0.89	18.43	19.48	5.70	-0.10
Aug Wk 1R	10.49	9.81	-6.48	-0.30	13.07	13.31	1.84	-0.08	18.63	19.39	4.08	-0.46
Wk 2P	10.54	9.23	-12.43	-5.91	13.18	13.03	-1.14	-2.10	17.97	18.86	4.95	-2.73

Month/Week	Corngrain, White											
	Farmgate Prices				Wholesale Prices				Retail Prices			
	2008	2009	% Change		2008	2009	% Change		2008	2009	% Change	
(1)	(2)	(3)	(3)/(2)	(weekly)	(6)	(7)	(7)/(6)	(weekly)	(10)	(11)	(11)/(10)	(weekly)
Jul Wk 1	13.89	13.34	-3.96	2.38	15.22	16.63	9.26	1.53	19.03	20.50	7.72	0.99
Wk 2	12.97	13.58	4.70	1.80	13.50	16.11	19.33	-3.13	17.07	20.20	18.34	-1.46
Wk 3	12.32	13.10	6.33	-3.53	13.13	15.77	20.11	-2.11	17.94	19.80	10.37	-1.98
Wk 4	11.82	12.28	3.89	-6.26	12.38	15.91	28.51	0.89	17.02	19.90	16.92	0.51
Wk 5R	12.05	11.66	-3.24	-5.05	12.53	15.72	25.46	-1.19	17.07	19.50	14.24	-2.01
Aug Wk 1R	11.82	11.29	-4.48	-3.17	12.26	15.30	24.80	-2.67	17.07	19.20	12.48	-1.54
Wk 2P	11.82	11.07	-6.35	-1.95	12.86	15.39	19.67	0.59	17.21	19.25	11.85	0.26

Note: R-revised; P-preliminary

