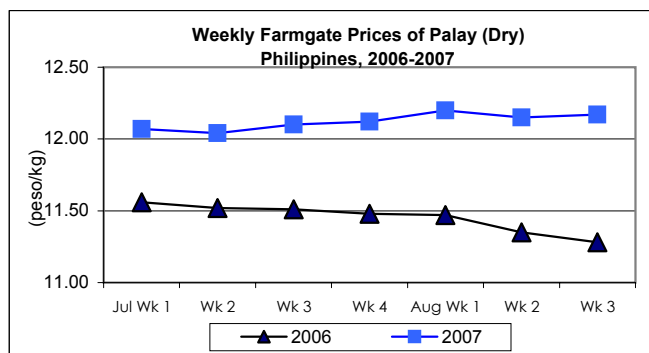




Updates on Palay, Rice & Corn Prices, August 15 - 21, 2007

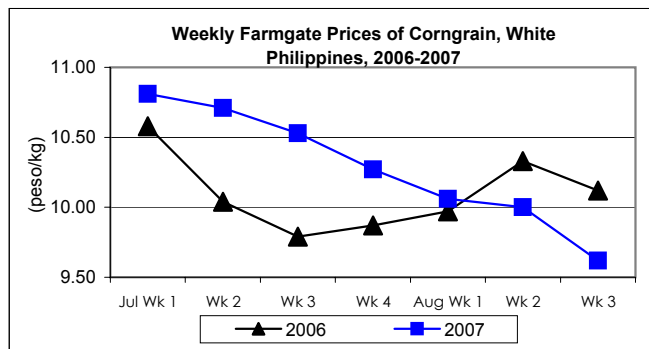
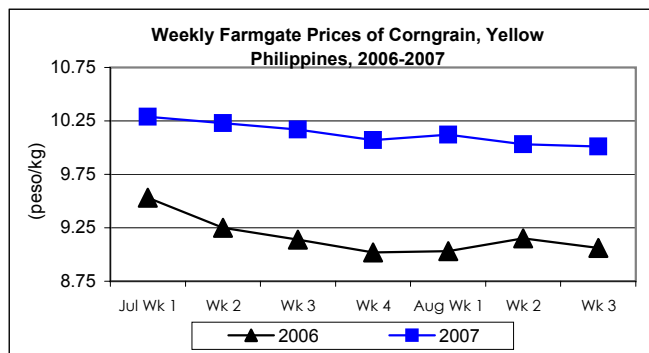
A. Farmgate Price of Palay

- * Palay indicated increase in price after last week's decrease.
 - Farmgate price at P12.17/kg was **higher** by 0.16% from last week's price and relatively **higher** than the price last year by 7.89%.



B. Farmgate Prices of Corngrain, Yellow and White

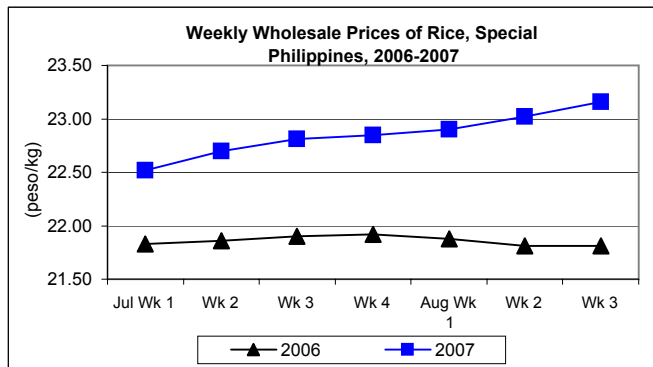
- * Yellow and white corngrain prices moved down from the last week's records. Compared to last year's prices, yellow corngrain price was higher, while white corngrain price was lower.
 - Yellow corngrain price at P10.01/kg **dropped** by 0.20% from last week's level but went **above** last year's record by 10.49%.
 - White corngrain price at P9.62/kg showed **decrements** from last week's price by 3.80% and from last year's record by 4.94%.



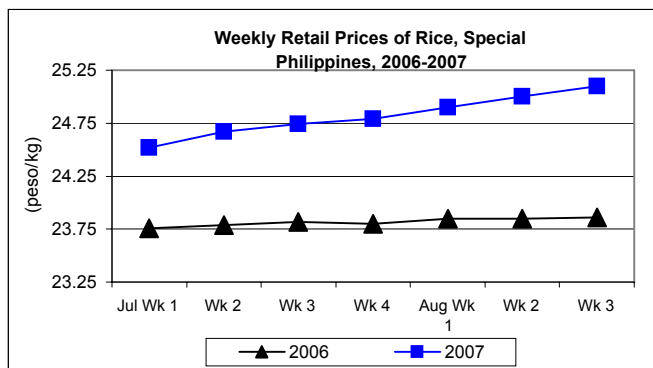
C. Wholesale and Retail Prices of Rice, Special

☀ Wholesale and retail prices indicated an uptrend relative to previous week's and last year's prices.

- Wholesale price **grew** this week closing at P23.16/kg. **Increases** were noted at 0.61% and 6.19% when compared to last week's and last year's prices, respectively.



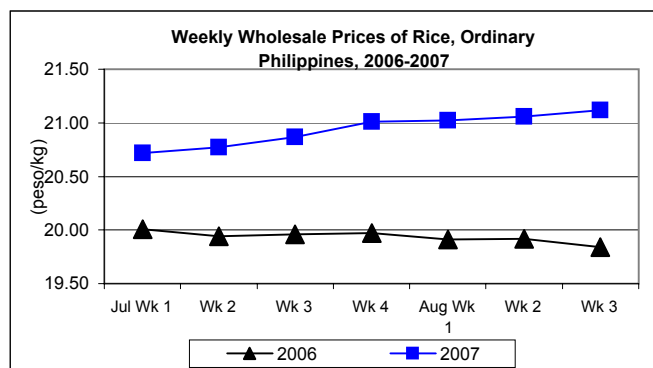
- Retail price at P25.10/kg was 0.40% **higher** than the preceding week's price and 5.20% higher than the 2006 level.



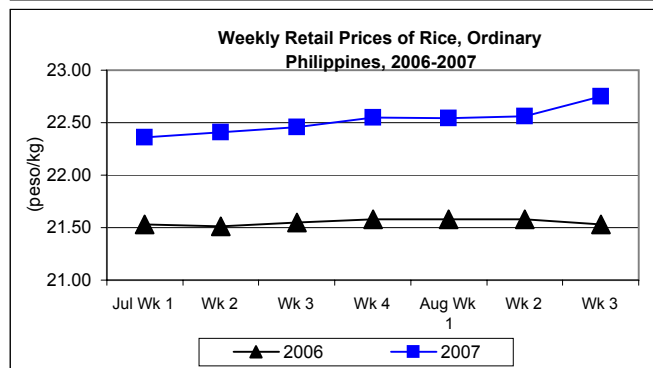
D. Wholesale and Retail Prices of Rice, Ordinary

☀ Wholesale and retail prices showed bigger increments relative to quotations last week and last year.

- A higher wholesale price at P21.12/kg was noted this week with **increments** of 0.28% from the previous week and 6.45% from the 2006 record.



- Retail price was on its 2nd week of uptrend. This week's average price at P22.75/kg **grew** by 0.84% from last week's report due to limited supply. Increases were noted in the provinces of Abra, Nueva Vizcaya, Quirino, Aurora, Nueva Ecija and Lanao Sur.

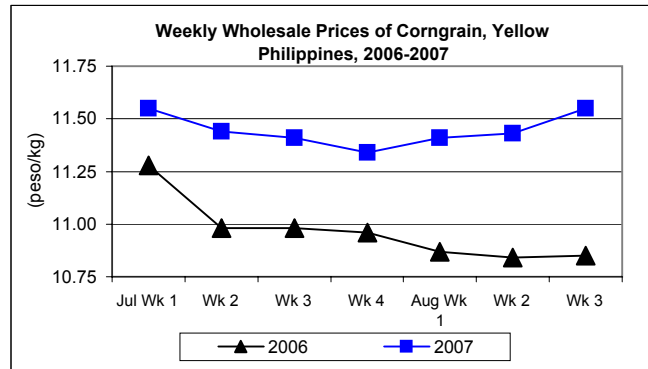


- Compared to last year's record, price **gained** by 5.67%.

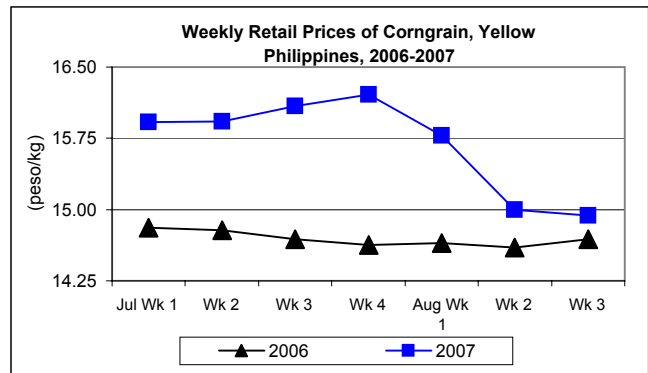
E. Wholesale and Retail Prices of Corngrain, Yellow

☀ Wholesale price indicated an upward movement for three weeks now while retail price showed the opposite.

- Wholesale price moved **up** from P11.43/kg last week to P11.55/kg this week. **Increment** from the 2006 record was computed at 6.45%.



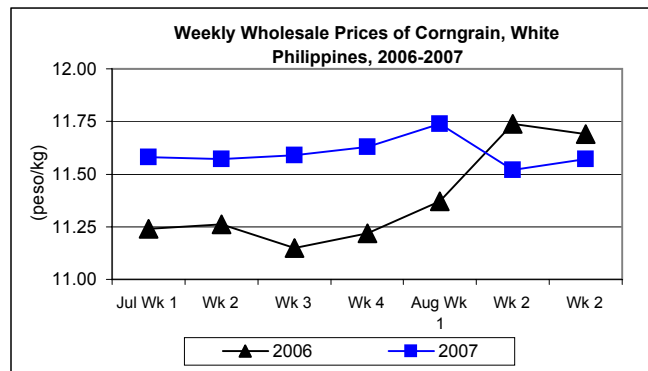
- Retail price at P14.94/kg went **below** the previous week's report by 0.40% but **grew** by 1.70% relative to last year's price quotation.



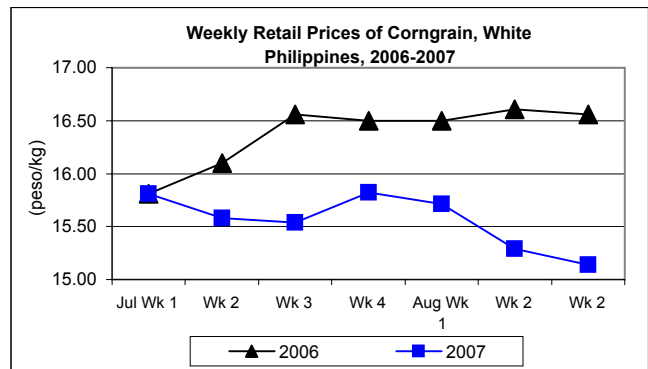
F. Wholesale and Retail Prices of Corngrain, White

☀ Wholesale price recovered after last week's drop while retail price sustained its downtrend. Both price levels indicated decrements from last year's records.

- Wholesale price at P11.57/kg was **higher** by 0.43% from last week's P11.52/kg but showed a 1.03% **decrease** from a year ago price.



- Retail prices were on its 3rd week of moving down. Average for the period at P15.14/kg was **lower** by 0.98% from last week's report and by 8.57% from last year's price level.



Annex 1

Comparative Weekly Farmgate, Wholesale and Retail Prices of Palay, Rice and Corn, Philippines

Month/Week	Palay (Dry)				Rice, Special							
	Farmgate Prices				Wholesale Prices				Retail Prices			
	2006	2007	% Change		2006	2007	% Change		2006	2007	% Change	
(1)	(2)	(3)	(3)/(2)	(weekly)	(6)	(7)	(7)/(6)	(weekly)	(10)	(11)	(11)/(10)	(weekly)
Jul Wk 1	11.56	12.07	4.41	0.42	21.83	22.52	3.16	0.13	23.76	24.52	3.20	0.37
Wk 2	11.52	12.04	4.51	-0.25	21.86	22.70	3.84	0.80	23.79	24.67	3.70	0.61
Wk 3	11.51	12.10	5.13	0.50	21.90	22.81	4.16	0.48	23.82	24.74	3.86	0.28
Wk 4	11.48	12.12	5.57	0.17	21.92	22.85	4.24	0.18	23.80	24.79	4.16	0.20
Aug Wk 1	11.47	12.20	6.36	0.66	21.88	22.90	4.66	0.22	23.85	24.90	4.40	0.44
Wk 2	11.35	12.15	7.05	-0.41	21.81	23.02	5.55	0.52	23.85	25.00	4.82	0.40
Wk 3	11.28	12.17	7.89	0.16	21.81	23.16	6.19	0.61	23.86	25.10	5.20	0.40

Month/Week	Rice, Ordinary							
	Wholesale Prices				Retail Prices			
	2006	2007	% Change		2006	2007	% Change	
(1)	(2)	(3)	(3)/(2)	(weekly)	(6)	(7)	(7)/(6)	(weekly)
Jul Wk 1	20.01	20.72	3.55	0.63	21.53	22.36	3.86	0.90
Wk 2	19.94	20.77	4.16	0.24	21.51	22.41	4.18	0.22
Wk 3	19.96	20.87	4.56	0.48	21.55	22.46	4.22	0.22
Wk 4	19.97	21.01	5.21	0.67	21.58	22.55	4.49	0.40
Aug Wk 1	19.91	21.02	5.58	0.05	21.58	22.54	4.45	-0.04
Wk 2	19.92	21.06	5.72	0.19	21.58	22.56	4.54	0.09
Wk 3	19.84	21.12	6.45	0.28	21.53	22.75	5.67	0.84

Month/Week	Corngrain, Yellow											
	Farmgate Prices				Wholesale Prices				Retail Prices			
	2006	2007	% Change		2006	2007	% Change		2006	2007	% Change	
(1)	(2)	(3)	(3)/(2)	(weekly)	(6)	(7)	(7)/(6)	(weekly)	(10)	(11)	(11)/(10)	(weekly)
Jul Wk 1	9.53	10.29	7.97	0.19	11.28	11.55	2.39	-0.52	14.81	15.92	7.49	2.18
Wk 2	9.25	10.23	10.59	-0.58	10.98	11.44	4.19	-0.95	14.78	15.93	7.78	0.06
Wk 3	9.14	10.17	11.27	-0.59	10.98	11.41	3.92	-0.26	14.69	16.09	9.53	1.00
Wk 4	9.02	10.07	11.64	-0.98	10.96	11.34	3.47	-0.61	14.63	16.21	10.80	0.75
Aug Wk 1	9.03	10.12	12.07	0.50	10.87	11.41	4.97	0.62	14.65	15.78	7.71	-2.65
Wk 2	9.15	10.03	9.62	-0.89	10.84	11.43	5.44	0.18	14.60	15.00	2.74	-4.94
Wk 3	9.06	10.01	10.49	-0.20	10.85	11.55	6.45	1.05	14.69	14.94	1.70	-0.40

Month/Week	Corngrain, White											
	Farmgate Prices				Wholesale Prices				Retail Prices			
	2006	2007	% Change		2006	2007	% Change		2006	2007	% Change	
(1)	(2)	(3)	(3)/(2)	(weekly)	(6)	(7)	(7)/(6)	(weekly)	(10)	(11)	(11)/(10)	(weekly)
Jul Wk 1	10.58	10.81	2.17	-1.82	11.24	11.58	3.02	-0.60	15.81	15.81	0.00	0.38
Wk 2	10.04	10.71	6.67	-0.93	11.26	11.57	2.75	-0.09	16.10	15.58	-3.23	-1.45
Wk 3	9.79	10.53	7.56	-1.68	11.15	11.59	3.95	0.17	16.56	15.54	-6.16	-0.26
Wk 4	9.87	10.27	4.05	-2.47	11.22	11.63	3.65	0.35	16.50	15.82	-4.12	1.80
Aug Wk 1	9.97	10.06	0.90	-2.04	11.37	11.74	3.25	0.95	16.50	15.71	-4.79	-0.70
Wk 2	10.33	10.00	-3.19	-0.60	11.74	11.52	-1.87	-1.87	16.61	15.29	-7.95	-2.67
Wk 3	10.12	9.62	-4.94	-3.80	11.69	11.57	-1.03	0.43	16.56	15.14	-8.57	-0.98