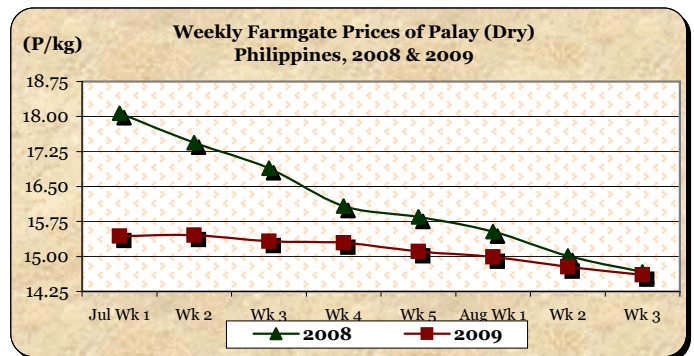


### A. Farmgate Price of Palay

\* Price reduction was sustained but at a rate slower than last week's movement.

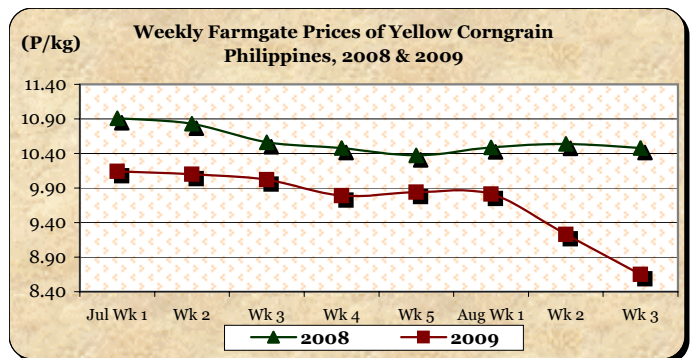
■ Average price at P14.61/kg further **decreased** by 1.15% from last week's level and by 0.41% from last year's quotation.



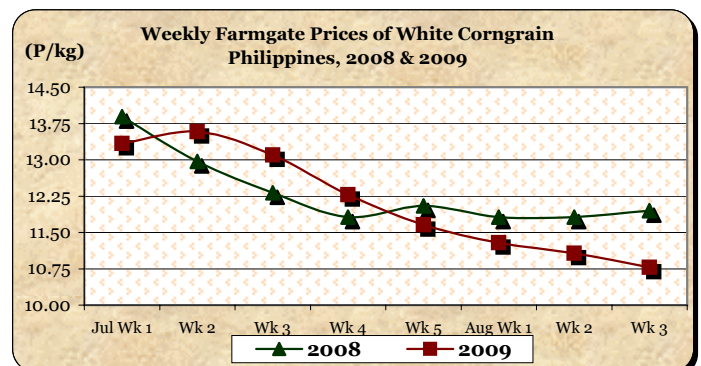
### B. Farmgate Prices of Corngrain, Yellow and White

\* Both yellow and white corngrain prices declined further at rates faster than last week's records.

■ Yellow corngrain price at P8.65/kg **slid** by 6.28% and 17.46% relative to last week's and last year's prices, respectively.



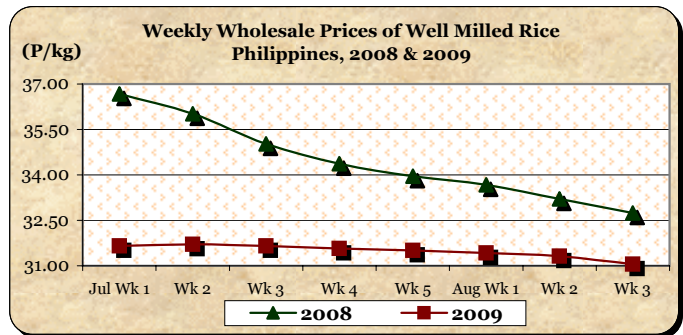
■ White corngrain price at P10.78/kg **dropped** by 2.62% from last week's P11.07/kg and by 9.79% compared to last year's P11.95/kg.



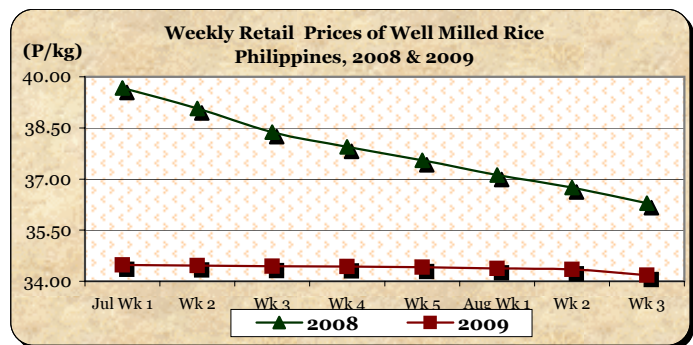
**C. Wholesale and Retail Prices of Well Milled Rice (WMR)**

\* Price cuts were continuously recorded at both wholesale and retail levels.

■ At wholesale, the average price of P31.05/kg **fell** by 0.86% from last week's level and by 5.16% relative to 2008 report.



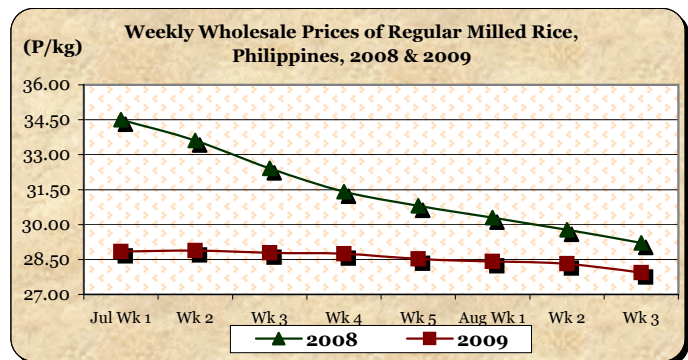
■ At retail, the average price of P34.18/kg **softened** by 0.49% and 5.81% from prices of last week and last year, respectively.



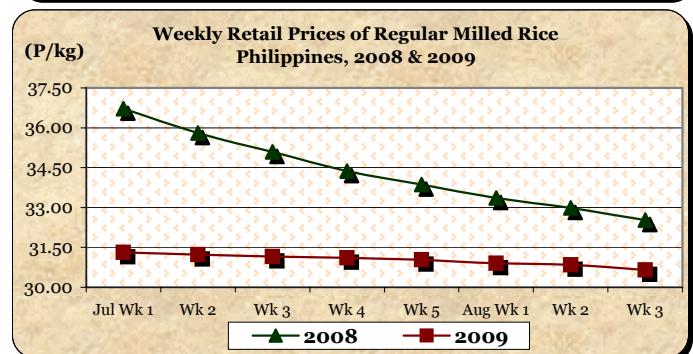
**D. Wholesale and Retail Prices of Regular Milled Rice (RMR)**

\* Prices at both wholesale and retail levels continued to register decrements.

■ The average wholesale price of P27.94/kg posted **cuts** of 1.34% from last week's P28.32/kg and 4.35% from last year's P29.21/kg.



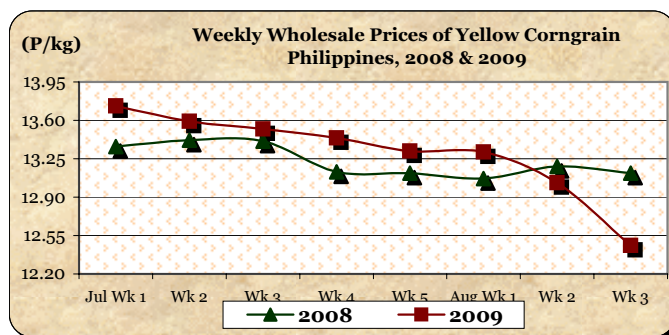
■ The average retail price of P30.65/kg indicated **reductions** of 0.62% from last week's level and 5.78% from that of last year.



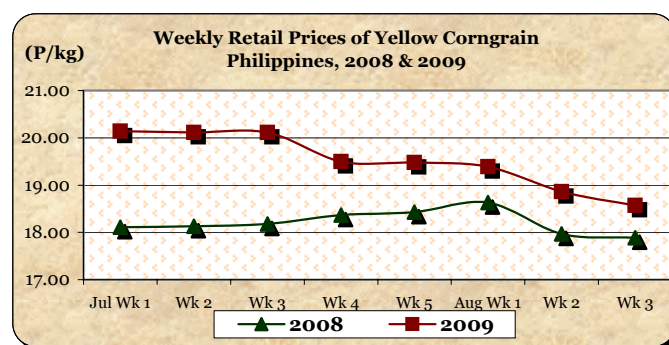
**E. Wholesale and Retail Prices of Corngrain, Yellow**

\* Continuous downtrend of prices was observed at both wholesale and retail levels.

■ At wholesale, the average price of P12.46/kg was **down** by 4.37% from last week's quotation and by 5.03% compared to last year's level.



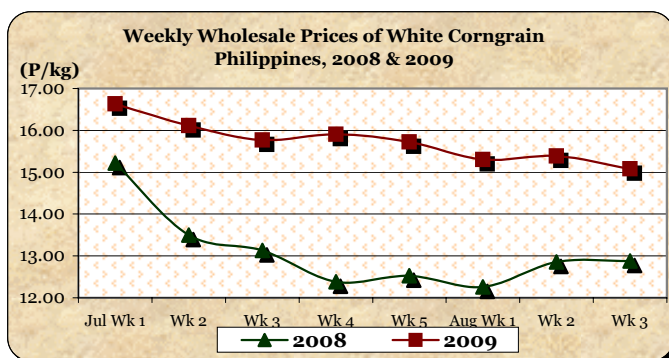
■ At retail, the average price of P18.57/kg **decreased** by 1.54% from last week's price but **increased** by 3.80% relative to that of last year.



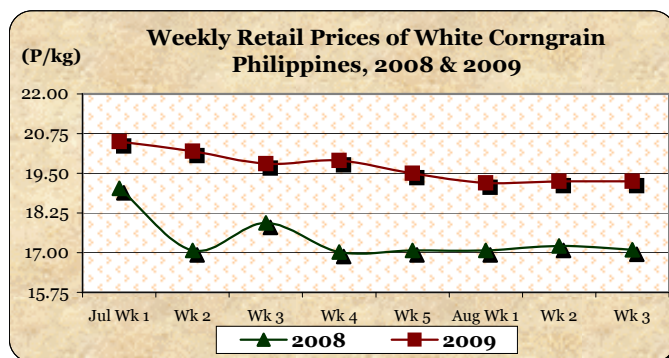
**F. Wholesale and Retail Prices of Corngrain, White**

\* At wholesale, price dropped anew after last week's mark-up; at retail, price remained at last week's level.

■ The average wholesale price of P15.08/kg was 2.01% **below** last week's record but was 17.08% **above** 2008 report.



■ The average retail price was **stable** at last week's level of P19.25/kg. Compared to last year's price, this was **higher** by 12.64%.



**Annex 1**

**Comparative Weekly Farmgate, Wholesale and Retail Prices of Palay, Rice and Corn, Philippines**

Month/Week	Palay (Dry)				Well Milled Rice (WMR)							
	Farmgate Prices				Wholesale Prices				Retail Prices			
	2008	2009	% Change		2008	2009	% Change		2008	2009	% Change	
(1)	(2)	(3)	(3)/(2)	(weekly)	(6)	(7)	(7)/(6)	(weekly)	(10)	(11)	(11)/(10)	(weekly)
Jul Wk 1	18.07	15.44	-14.55	-0.83	36.67	31.66	-13.66	-0.25	39.67	34.48	-13.08	-0.26
Wk 2	17.44	15.46	-11.35	0.13	36.02	31.71	-11.97	0.16	39.07	34.46	-11.80	-0.06
Wk 3	16.89	15.33	-9.24	-0.84	35.02	31.65	-9.62	-0.19	38.38	34.44	-10.27	-0.06
Wk 4	16.08	15.29	-4.91	-0.26	34.37	31.57	-8.15	-0.25	37.94	34.43	-9.25	-0.03
Wk 5	15.85	15.11	-4.67	-1.18	33.96	31.51	-7.21	-0.19	37.55	34.41	-8.36	-0.06
Aug Wk 1	15.53	14.99	-3.48	-0.79	33.67	31.42	-6.68	-0.29	37.12	34.38	-7.38	-0.09
Wk 2	15.01	14.78	-1.53	-1.40	33.21	31.32	-5.69	-0.32	36.75	34.35	-6.53	-0.09
Wk 2P	14.67	14.61	-0.41	-1.15	32.74	31.05	-5.16	-0.86	36.29	34.18	-5.81	-0.49

Month/Week	Regular Milled Rice (RMR)							
	Wholesale Prices				Retail Prices			
	2008	2009	% Change		2008	2009	% Change	
(1)	(2)	(3)	(3)/(2)	(weekly)	(6)	(7)	(7)/(6)	(weekly)
Jul Wk 1	34.50	28.84	-16.41	-0.35	36.72	31.31	-14.73	-0.22
Wk 2	33.61	28.88	-14.07	0.14	35.80	31.23	-12.77	-0.26
Wk 3	32.41	28.79	-11.17	-0.31	35.09	31.16	-11.20	-0.22
Wk 4	31.41	28.74	-8.50	-0.17	34.37	31.11	-9.49	-0.16
Wk 5	30.81	28.53	-7.40	-0.73	33.86	31.04	-8.33	-0.23
Aug Wk 1	30.30	28.42	-6.20	-0.39	33.36	30.90	-7.37	-0.45
Wk 2	29.77	28.32	-4.87	-0.35	32.99	30.84	-6.52	-0.19
Wk 2P	29.21	27.94	-4.35	-1.34	32.53	30.65	-5.78	-0.62

Month/Week	Corngrain, Yellow											
	Farmgate Prices				Wholesale Prices				Retail Prices			
	2008	2009	% Change		2008	2009	% Change		2008	2009	% Change	
(1)	(2)	(3)	(3)/(2)	(weekly)	(6)	(7)	(7)/(6)	(weekly)	(10)	(11)	(11)/(10)	(weekly)
Jul Wk 1	10.91	10.14	-7.06	0.60	13.36	13.73	2.77	-2.35	18.11	20.14	11.21	0.10
Wk 2	10.83	10.10	-6.74	-0.39	13.42	13.59	1.27	-1.02	18.13	20.11	10.92	-0.15
Wk 3	10.56	10.02	-5.11	-0.79	13.41	13.52	0.82	-0.52	18.18	20.11	10.62	0.00
Wk 4	10.48	9.79	-6.58	-2.30	13.13	13.44	2.36	-0.59	18.37	19.50	6.15	-3.03
Wk 5	10.37	9.84	-5.11	0.51	13.12	13.32	1.52	-0.89	18.43	19.48	5.70	-0.10
Aug Wk 1	10.49	9.81	-6.48	-0.30	13.07	13.31	1.84	-0.08	18.63	19.39	4.08	-0.46
Wk 2	10.54	9.23	-12.43	-5.91	13.18	13.03	-1.14	-2.10	17.97	18.86	4.95	-2.73
Wk 2P	10.48	8.65	-17.46	-6.28	13.12	12.46	-5.03	-4.37	17.89	18.57	3.80	-1.54

Month/Week	Corngrain, White											
	Farmgate Prices				Wholesale Prices				Retail Prices			
	2008	2009	% Change		2008	2009	% Change		2008	2009	% Change	
(1)	(2)	(3)	(3)/(2)	(weekly)	(6)	(7)	(7)/(6)	(weekly)	(10)	(11)	(11)/(10)	(weekly)
Jul Wk 1	13.89	13.34	-3.96	2.38	15.22	16.63	9.26	1.53	19.03	20.50	7.72	0.99
Wk 2	12.97	13.58	4.70	1.80	13.50	16.11	19.33	-3.13	17.07	20.20	18.34	-1.46
Wk 3	12.32	13.10	6.33	-3.53	13.13	15.77	20.11	-2.11	17.94	19.80	10.37	-1.98
Wk 4	11.82	12.28	3.89	-6.26	12.38	15.91	28.51	0.89	17.02	19.90	16.92	0.51
Wk 5	12.05	11.66	-3.24	-5.05	12.53	15.72	25.46	-1.19	17.07	19.50	14.24	-2.01
Aug Wk 1	11.82	11.29	-4.48	-3.17	12.26	15.30	24.80	-2.67	17.07	19.20	12.48	-1.54
Wk 2	11.82	11.07	-6.35	-1.95	12.86	15.39	19.67	0.59	17.21	19.25	11.85	0.26
Wk 2P	11.95	10.78	-9.79	-2.62	12.88	15.08	17.08	-2.01	17.09	19.25	12.64	0.00

Note: R-revised; P-preliminary

