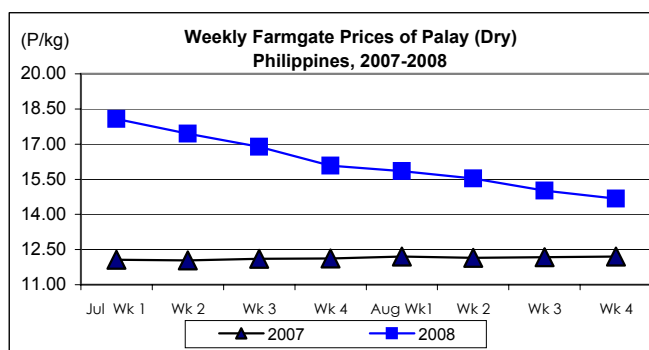




## Updates on Palay, Rice & Corn Prices, August 20-26, 2008

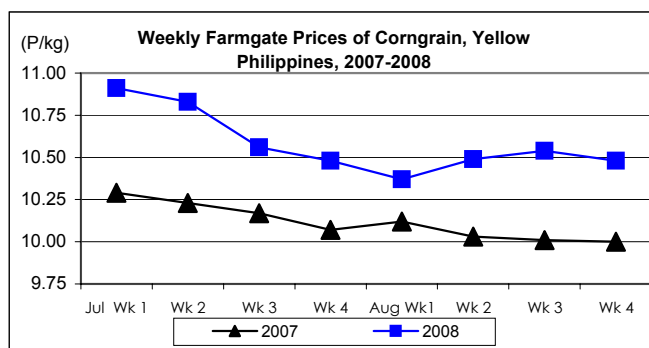
### A. Farmgate Price of Palay

- \* **Downtrend in prices was sustained at rate slower than last week's record.**
  - Average price at P14.67/kg was **down** by 2.27% from last week's price but was still **up** by 20.25% from last year's report.

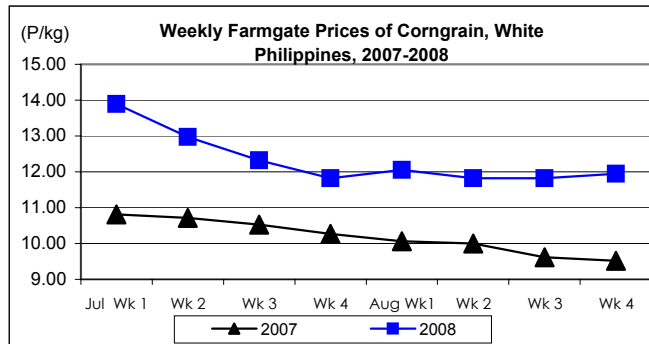


### B. Farmgate Prices of Corngrain, Yellow and White

- \* **Price of yellow corngrain dropped after two weeks of consecutive gains while that of white corngrain registered a mark-up.**
  - Price of yellow corngrain averaged P10.48/kg and posted a **decrement** of 0.57% from last week's level but recorded an **increment** of 4.80% over 2007 price.



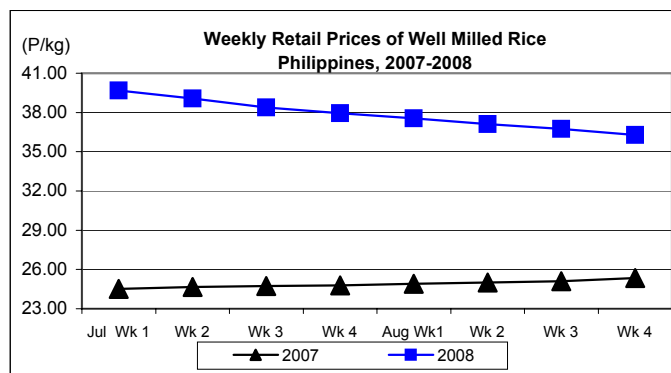
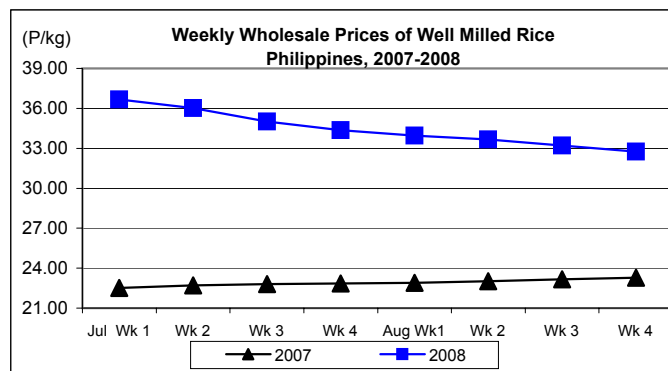
- Price of white corngrain averaged P11.95/kg and registered **increases** of 1.10% and 25.53% from prices of last week and last year, respectively.



### C. Wholesale and Retail Prices of Well Milled Rice (WMR)

☀ Both wholesale and retail prices reflected continuous downward movements at rates faster than those of last week.

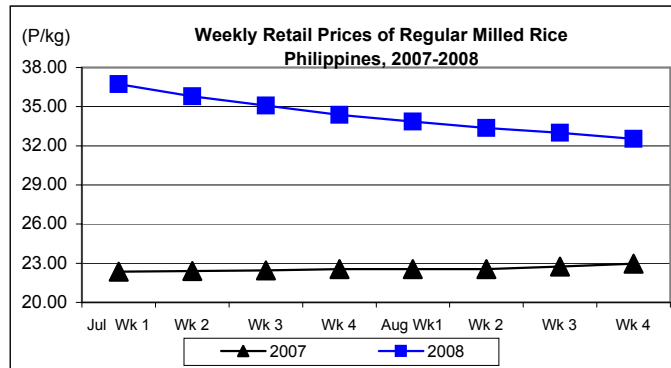
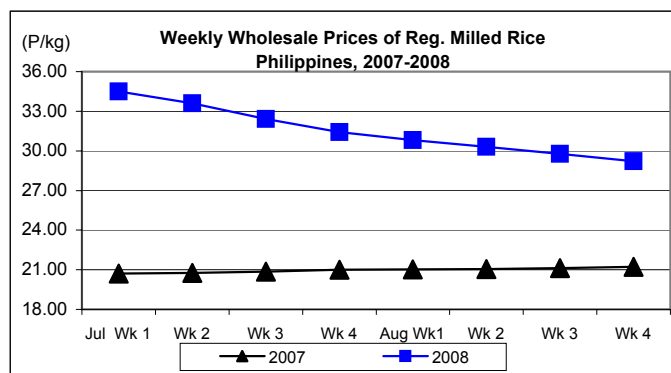
- Average wholesale price at P32.74/kg was 1.42% **below** last week's level but 40.64% **above** last year's quotation.
- Average retail price at P36.29/kg was **lower** by 1.25% from last week's report but was **higher** by 43.21% from last year's level.



### D. Wholesale and Retail Prices of Regular Milled Rice (RMR)

☀ A continuous downtrend in prices at both wholesale and retail levels prevailed. Faster rates of decreases were noted.

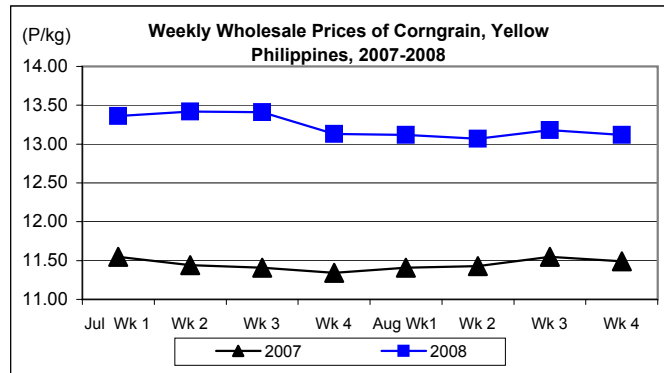
- At wholesale, the average price of P29.21/kg, registered a **cut** of 1.88% from last week's level but a **mark-up** of 37.59% over last year's quotation.
- At retail, the average price of P32.53/kg was 1.39% **lower** than last week's P32.99/kg but was **higher** by 41.68% from last year's P22.96/kg.



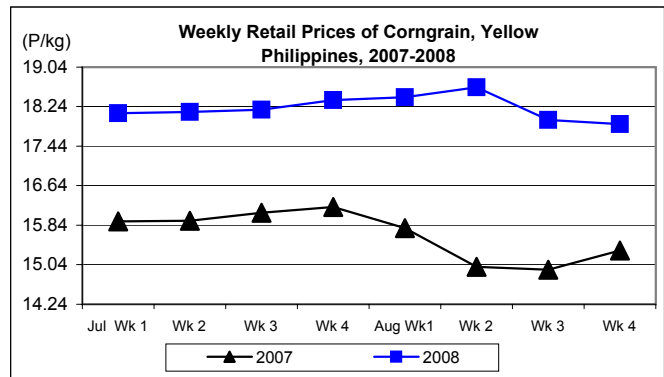
## E. Wholesale and Retail Prices of Corngrain, Yellow

☀ Price at wholesale fluctuated while price at retail was on its second week of decline.

- At wholesale, the average price of P13.12/kg slid by 0.46% from last week's level but gained by 14.19% compared to last year's report.



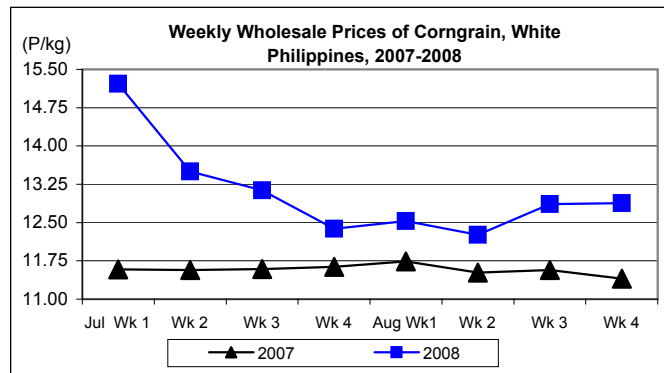
- At retail, the average price of P17.89/kg decreased by 0.45% from last week's price but increased by 16.70% from that of last year.



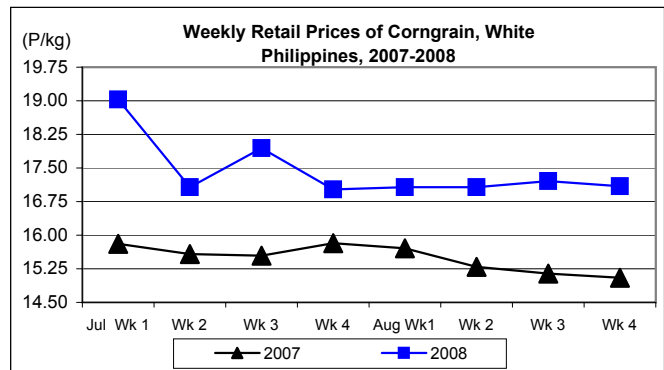
## F. Wholesale and Retail Prices of Corngrain, White

☀ At wholesale, price continued to go up; at retail, price went down.

- Average wholesale price at P12.88/kg moved up by 0.16% over last week's quotation and by 12.98% from last year's level.



- Average retail price at P17.09/kg was 0.70% lower than last week's price but 13.55% higher than last year's record.



## Annex 1

### Comparative Weekly Farmgate, Wholesale and Retail Prices of Palay, Rice and Corn, Philippines

Month/Week	Palay (Dry)				Well Milled Rice (WMR)							
	Farmgate Prices				Wholesale Prices				Retail Prices			
	2007	2008	% Change		2007	2008	% Change		2007	2008	% Change	
(1)	(2)	(3)	(3)/(2)	(weekly)	(6)	(7)	(7)/(6)	(weekly)	(10)	(11)	(11)/(10)	(weekly)
Jul Wk 1	12.07	18.07	49.71	-1.36	22.52	36.67	62.83	0.44	24.52	39.67	61.79	1.15
Wk 2	12.04	17.44	44.85	-3.49	22.70	36.02	58.68	-1.77	24.67	39.07	58.37	-1.51
Wk 3	12.10	16.89	39.59	-3.15	22.81	35.02	53.53	-2.78	24.74	38.38	55.13	-1.77
Wk 4	12.12	16.08	32.67	-4.80	22.85	34.37	50.42	-1.86	24.79	37.94	53.05	-1.15
Aug Wk 1	12.20	15.85	29.92	-1.43	22.90	33.96	48.30	-1.19	24.90	37.55	50.80	-1.03
Wk 2	12.15	15.53	27.82	-2.02	23.02	33.67	46.26	-0.85	25.00	37.12	48.48	-1.15
Wk 3	12.17	15.01	23.34	-3.35	23.16	33.21	43.39	-1.37	25.10	36.75	46.41	-1.00
Wk 4	12.20	14.67	20.25	-2.27	23.28	32.74	40.64	-1.42	25.34	36.29	43.21	-1.25

Month/Week	Regular Milled Rice (RMR)							
	Wholesale Prices				Retail Prices			
	2007	2008	% Change		2007	2008	% Change	
(1)	(2)	(3)	(3)/(2)	(weekly)	(6)	(7)	(7)/(6)	(weekly)
Jul Wk 1	20.72	34.50	66.51	0.32	22.36	36.72	64.22	0.96
Wk 2	20.77	33.61	61.82	-2.58	22.41	35.80	59.75	-2.51
Wk 3	20.87	32.41	55.29	-3.57	22.46	35.09	56.23	-1.98
Wk 4	21.01	31.41	49.50	-3.09	22.55	34.37	52.42	-2.05
Aug Wk 1	21.02	30.81	46.57	-1.91	22.54	33.86	50.22	-1.48
Wk 2	21.06	30.30	43.87	-1.66	22.56	33.36	47.87	-1.48
Wk 3	21.12	29.77	40.96	-1.75	22.75	32.99	45.01	-1.11
Wk 4	21.23	29.21	37.59	-1.88	22.96	32.53	41.68	-1.39

Month/Week	Corngrain, Yellow											
	Farmgate Prices				Wholesale Prices				Retail Prices			
	2007	2008	% Change		2007	2008	% Change		2007	2008	% Change	
(1)	(2)	(3)	(3)/(2)	(weekly)	(6)	(7)	(7)/(6)	(weekly)	(10)	(11)	(11)/(10)	(weekly)
Jul Wk 1	10.29	10.91	6.03	-1.80	11.55	13.36	15.67	0.68	15.92	18.11	13.76	0.95
Wk 2	10.23	10.83	5.87	-0.73	11.44	13.42	17.31	0.45	15.93	18.13	13.81	0.11
Wk 3	10.17	10.56	3.83	-2.49	11.41	13.41	17.53	-0.07	16.09	18.18	12.99	0.28
Wk 4	10.07	10.48	4.07	-0.76	11.34	13.13	15.78	-2.09	16.21	18.37	13.33	1.05
Aug Wk 1	10.12	10.37	2.47	-1.05	11.41	13.12	14.99	-0.08	15.78	18.43	16.79	0.33
Wk 2	10.03	10.49	4.59	1.16	11.43	13.07	14.35	-0.38	15.00	18.63	24.20	1.09
Wk 3	10.01	10.54	5.29	0.48	11.55	13.18	14.11	0.84	14.94	17.97	20.28	-3.54
Wk 4	10.00	10.48	4.80	-0.57	11.49	13.12	14.19	-0.46	15.33	17.89	16.70	-0.45

Month/Week	Corngrain, White											
	Farmgate Prices				Wholesale Prices				Retail Prices			
	2007	2008	% Change		2007	2008	% Change		2007	2008	% Change	
(1)	(2)	(3)	(3)/(2)	(weekly)	(6)	(7)	(7)/(6)	(weekly)	(10)	(11)	(11)/(10)	(weekly)
Jul Wk 1	10.81	13.89	28.49	-7.03	11.58	15.22	31.43	1.00	15.81	19.03	20.37	5.32
Wk 2	10.71	12.97	21.10	-6.63	11.57	13.50	16.68	-11.30	15.58	17.07	9.56	-10.31
Wk 3	10.53	12.32	17.00	-5.01	11.59	13.13	13.29	-2.74	15.54	17.94	15.44	5.10
Wk 4	10.27	11.82	15.09	-4.06	11.63	12.38	6.45	-5.71	15.82	17.02	7.59	-5.13
Aug Wk 1	10.06	12.05	19.78	1.95	11.74	12.53	6.73	1.21	15.71	17.07	8.66	0.29
Wk 2	10.00	11.82	18.20	-1.91	11.52	12.26	6.42	-2.15	15.29	17.07	11.64	0.00
Wk 3	9.62	11.82	22.87	0.00	11.57	12.86	11.15	4.89	15.14	17.21	13.67	0.82
Wk 4	9.52	11.95	25.53	1.10	11.40	12.88	12.98	0.16	15.05	17.09	13.55	-0.70