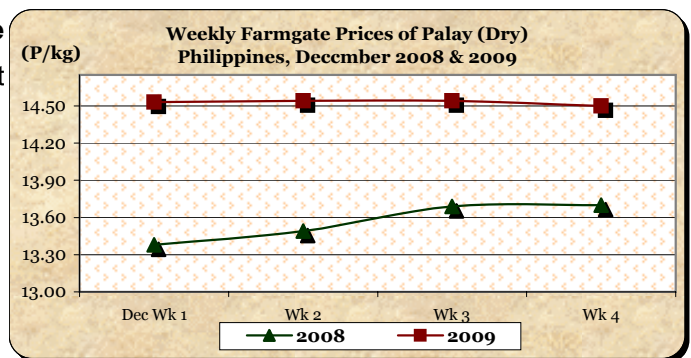


### A. Farmgate Price of Palay

\* Palay prices fluctuated during the month. Price cuts were observed at the start and close of the month while a slight increase was recorded on the 2<sup>nd</sup> week.

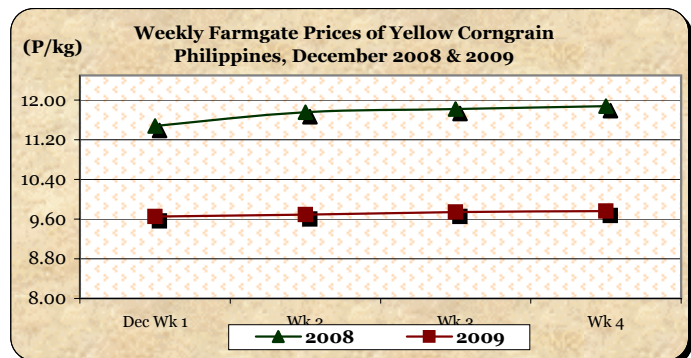
■ The monthly average price of P14.52/kg rose by 0.62% and 7.16% from last month's and last year's quotations, respectively.



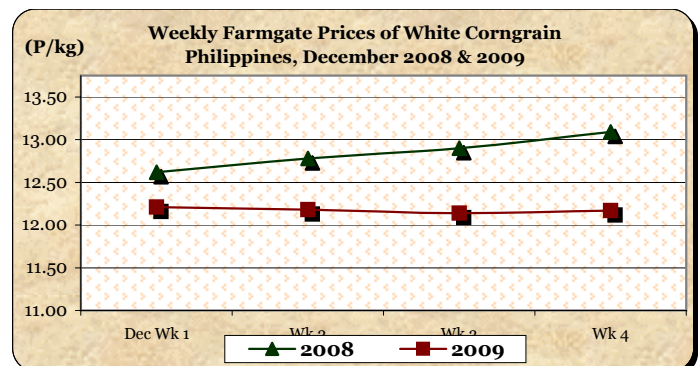
### B. Farmgate Prices of Corngrain, Yellow and White

\* Yellow corngrain prices sustained upward movements throughout the month. White corngrain, on the other hand, posted price reductions on the first three (3) weeks but recovered towards the end of the month.

■ The average price of yellow corngrain at P9.71/kg was 2.32% above last month's price but was 17.08% below 2008 level.



■ The average price of white corngrain at P12.17/kg slid by 0.41% from last month's P12.22/kg and by 4.70% relative to last year's P12.77/kg.

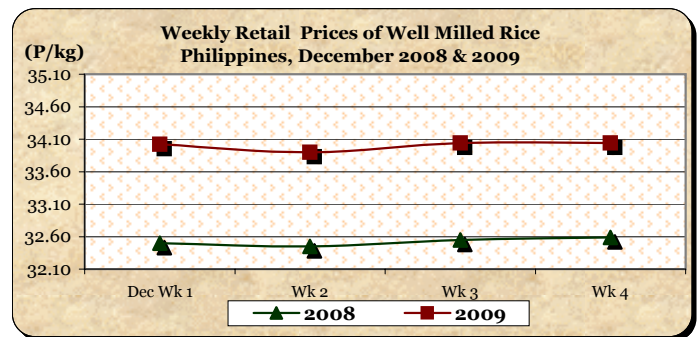
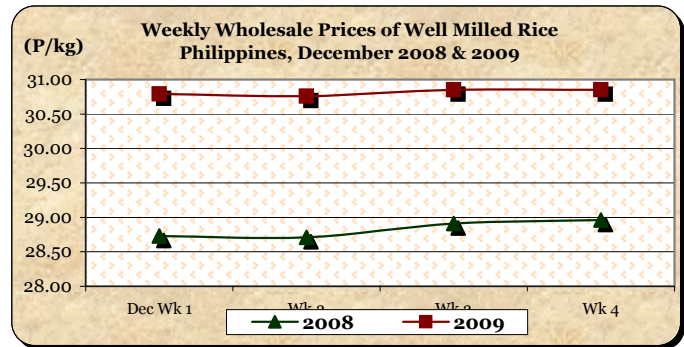


**C. Wholesale and Retail Prices of Well Milled Rice (WMR)**

\* At wholesale level, prices went down on the first two (2) weeks but moved up on the 3<sup>rd</sup> week and remained at that level at the close of the month. At retail, a price cut was noted on the 2nd week.

■ This month's average wholesale price was unchanged at last month's level of P30.80/kg. Compared to December 2008 level, this was 6.83% higher.

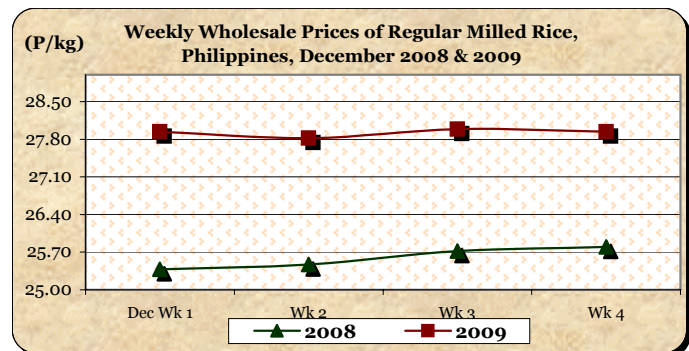
■ The average retail price of P34.00/kg posted **increases** of 0.32% and 4.55% from last month's and last year's prices, respectively.



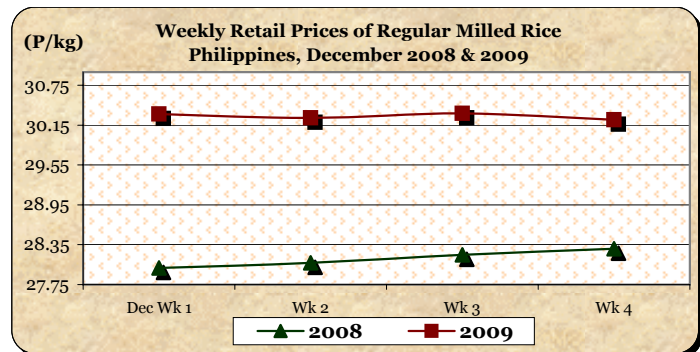
**D. Wholesale and Retail Prices of Regular Milled Rice (RMR)**

\* Intermittent price fluctuations were observed at both wholesale and retail levels.

■ At wholesale, the average price of P27.91/kg was **up** by 0.72% from last month's level and by 9.07% from last year's report.



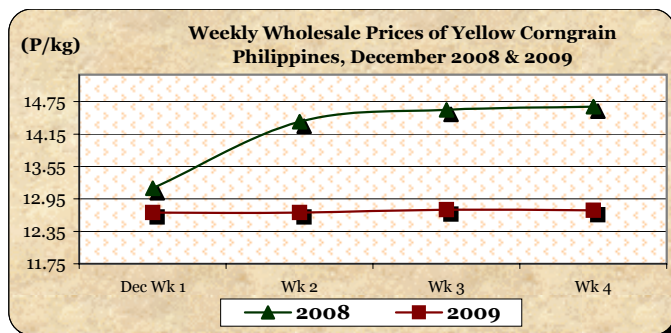
■ At retail, the average price of P30.30/kg reflected **mark-ups** of 0.33% and 7.71% from last month's and last year's prices, respectively.



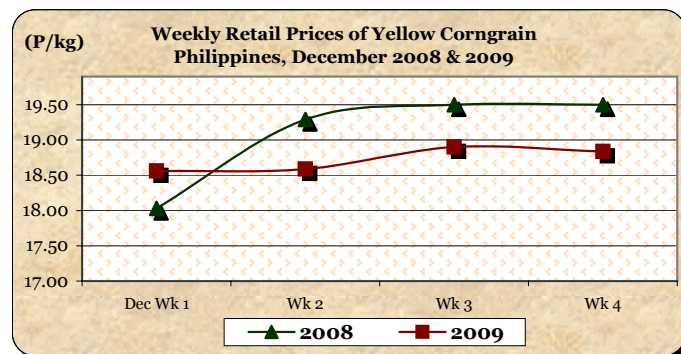
**E. Wholesale and Retail Prices of Corngrain, Yellow**

\* At wholesale, price reductions were noted on the 1<sup>st</sup> and 4<sup>th</sup> weeks. At retail, prices moved up steadily up to the 3<sup>rd</sup> week but went down on the 4<sup>th</sup> week.

■ The average wholesale price of P12.72/kg was **lower** than last month's and last year's prices by 0.47% and 12.03%, respectively.



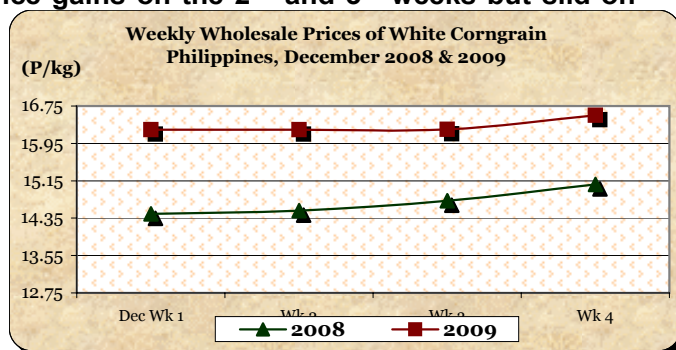
■ The average retail price of P18.57/kg rose by 0.32% from November 2009 price but fell by 4.18% from December 2008 level.



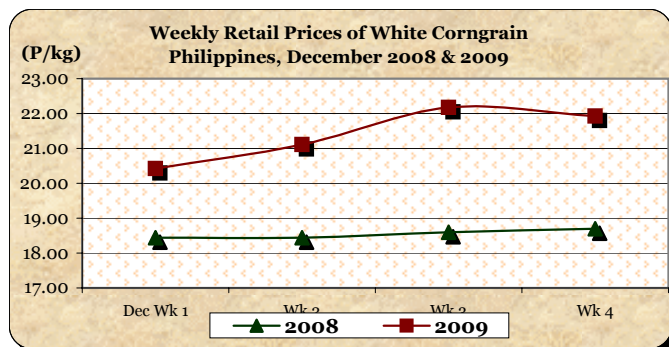
**F. Wholesale and Retail Prices of Corngrain, White**

\* Wholesale prices registered increments except on the 2<sup>nd</sup> week when price was stable at P16.24/kg. Retail prices reflected price gains on the 2<sup>nd</sup> and 3<sup>rd</sup> weeks but slid on the 4<sup>th</sup> week.

■ At wholesale, the average price of P16.32/kg recorded **mark-ups** of 0.93% from last month's P16.17/kg and 11.10% relative to last year's P14.69/kg.



■ At retail, the average price of P21.30/kg went up by 3.70% and 15.01% relative to last month's and last year's prices, respectively.



**Annex 1**

**Comparative Farmgate, Wholesale and Retail Prices of Palay, Rice and Corn, Philippines for the month of December 2009**

Month/Week	Palay, dry		Well Milled Rice (WMR)			
	Farmgate Prices		Wholesale Prices		Retail Prices	
	Price/kg	% Change	Price/kg	% Change	Price/kg	% Change
Wk 1	14.53	-0.34	30.79	-0.10	34.02	0.24
Wk 2	14.54	0.07	30.76	-0.10	33.90	-0.35
Wk 3R	14.54	0.00	30.85	0.29	34.04	0.41
Wk 4P	14.50	-0.28	30.85	0.00	34.04	0.00
Dec 2009P	14.52	-	30.80	-	34.00	-
Dec 2008	13.55	7.16	28.83	6.83	32.52	4.55
Nov 2009	14.43	0.62	30.80	0.00	33.89	0.32

Month/Week	Regular Milled Rice (RMR)			
	Wholesale Prices		Retail Prices	
	Price/kg	% Change	Price/kg	% Change
Wk 1	27.94	0.65	30.32	0.07
Wk 2	27.82	-0.43	30.26	-0.20
Wk 3R	27.99	0.61	30.33	0.23
Wk 4P	27.94	-0.18	30.23	-0.33
Dec 2009P	27.91	-	30.30	-
Dec 2008	25.59	9.07	28.13	7.71
Nov 2009	27.71	0.72	30.20	0.33

Month/Week	Corngrain, Yellow					
	Farmgate Prices		Wholesale Prices		Retail Prices	
	Price/kg	% Change	Price/kg	% Change	Price/kg	% Change
Wk 1	9.65	0.21	12.70	-0.16	18.56	0.16
Wk 2	9.69	0.41	12.70	0.00	18.59	0.16
Wk 3R	9.74	0.52	12.75	0.39	18.90	1.67
Wk 4P	9.76	0.21	12.74	-0.08	18.84	-0.32
Dec 2009P	9.71	-	12.72	-	18.57	-
Dec 2008	11.71	-17.08	14.46	-12.03	19.38	-4.18
Nov 2009	9.49	2.32	12.78	-0.47	18.51	0.32

Month/Week	Corngrain, White					
	Farmgate Prices		Wholesale Prices		Retail Prices	
	Price/kg	% Change	Price/kg	% Change	Price/kg	% Change
Wk 1	12.21	-0.81	16.24	1.00	20.42	0.00
Wk 2	12.18	-0.25	16.24	0.00	21.11	3.38
Wk 3R	12.14	-0.33	16.25	0.06	22.17	5.02
Wk 4P	12.17	0.25	16.55	1.85	21.93	-1.08
Dec 2009P	12.17	-	16.32	-	21.30	-
Dec 2008	12.77	-4.70	14.69	11.10	18.52	15.01
Nov 2009	12.22	-0.41	16.17	0.93	20.54	3.70

Note: R-revised; P-preliminary

