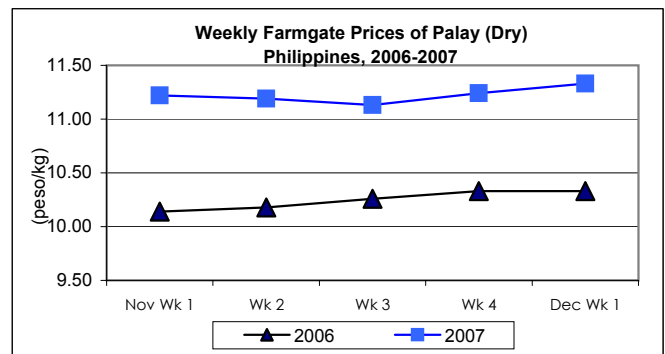




Updates on Palay, Rice & Corn Prices, November 28 - December 4, 2007

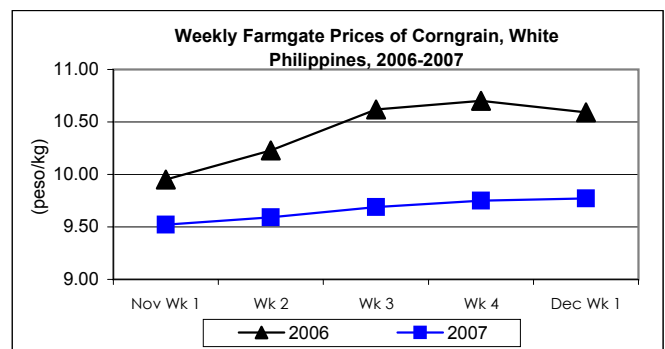
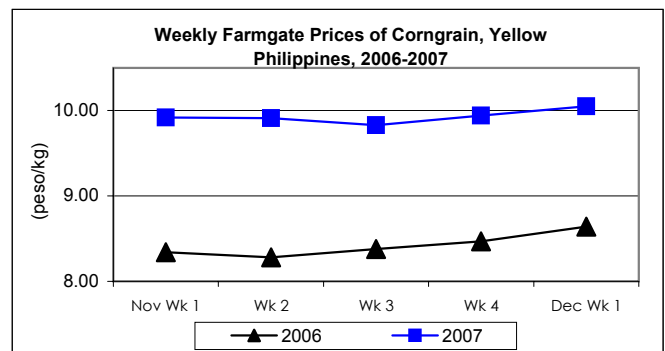
A. Farmgate Price of Palay

- * Palay price was on its 2nd week of increases.
 - Average price at P11.33/kg indicated **increments** of 0.80% and 9.68% from last week's and last year's prices.



B. Farmgate Prices of Corngrain, Yellow and White

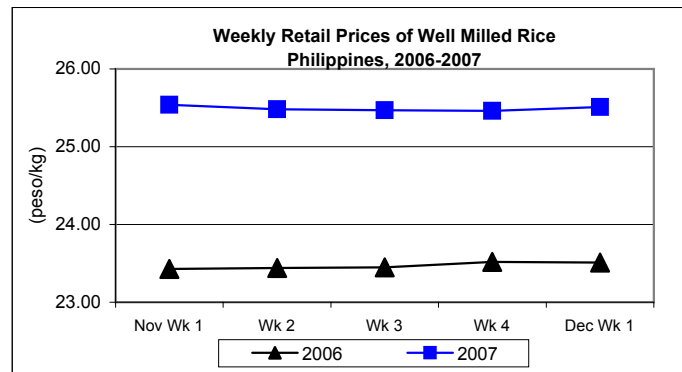
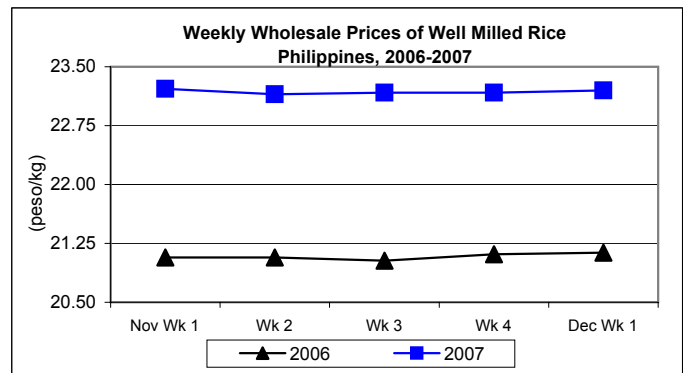
- * Prices of both yellow and white corngrains sustained the uptrend.
 - Yellow corngrain price at P10.05/kg was **up** from last week's price by 1.11% and from last year's record by 16.32%.
 - White corngrain price, which averaged P9.77/kg, was **higher** by 0.21% from the previous week's price but **lower** by 7.74% relative to last year's report.



C. Wholesale and Retail Prices of Well Milled Rice (WMR)

☀ Wholesale price increased after being stable last week. Retail price strengthened this week.

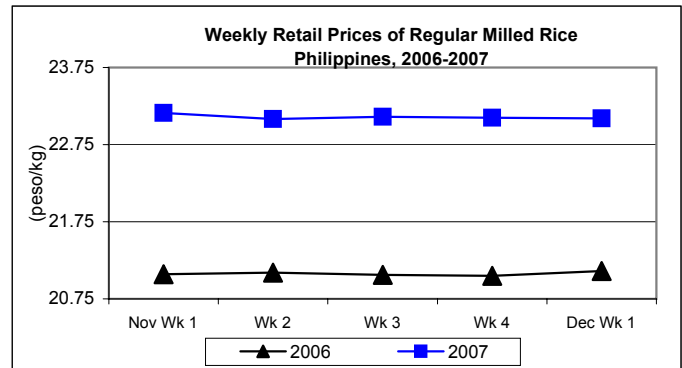
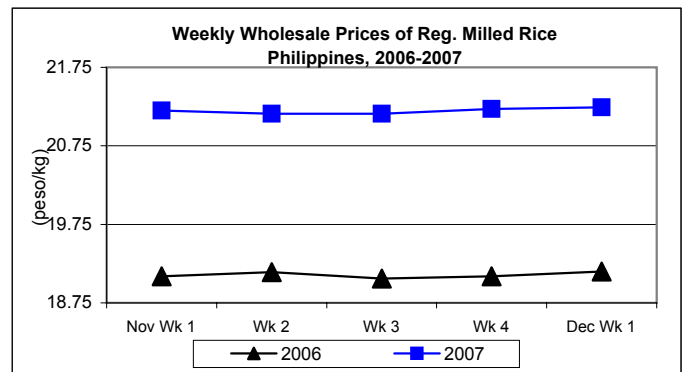
- Wholesale price, which averaged P23.20/kg **rose** by 0.13% and 9.80% from last week's and last year's prices, respectively.
- Retail price, which closed at P25.51/kg, went **up** by 0.20% from the previous week's price and by 8.51% compared to 2006 record.



D. Wholesale and Retail Prices of Regular Milled Rice (RMR)

☀ Wholesale price sustained its uptrend while retail price dropped again.

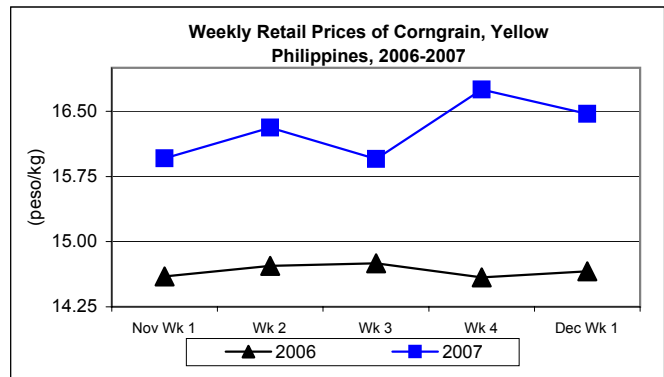
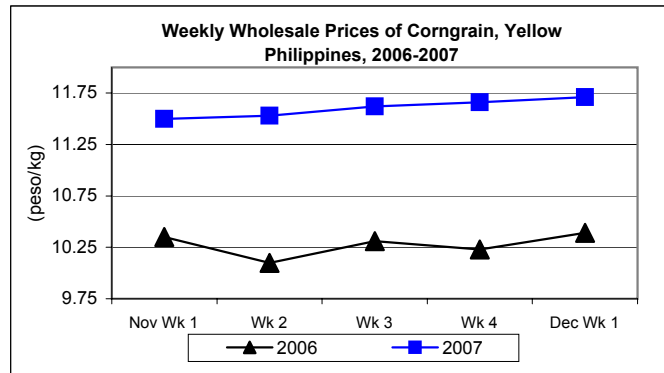
- Wholesale price at P21.24/kg recorded **increments** of 0.09% and 10.91% from last week's P21.22/kg and last year's P19.15/kg, respectively.
- For the week, retail price averaged P23.09/kg and **fell** by 0.04% from last week's price but **rose** by 9.38% compared to last year's quotation.



E. Wholesale and Retail Prices of Corngrain, Yellow

☀ **Wholesale price showed continuous upward movement. Retail price dropped after price strengthened last week.**

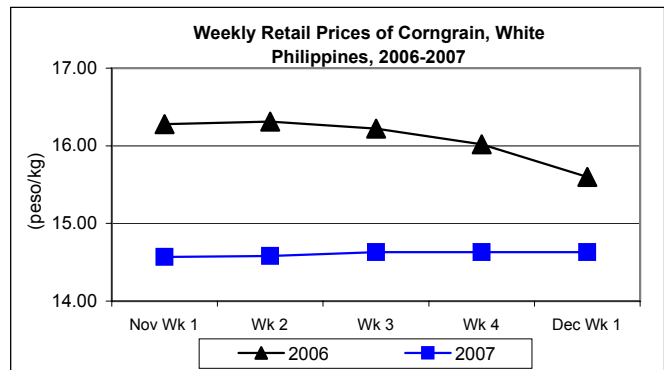
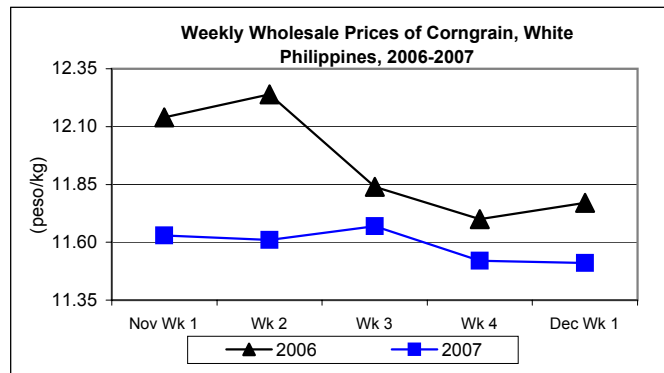
- Wholesale price, which was quoted at P11.71/kg **increased** by 0.43% and 12.70% from prices of last week and last year, respectively.
- Retail price at P16.47/kg was **down** by 1.67% from last week's report but was **up** by 12.35% from last year's P14.66/kg.



F. Wholesale and Retail Prices of Corngrain, White

☀ **Wholesale price dropped again. Retail price remained unchanged for two consecutive weeks.**

- Wholesale price at P11.51/kg indicated **cuts** of 0.09% from last week's price and 2.21% from last year's quotation.
- Retail price remained at previous week's price of P14.63/kg but was **down** by 6.22% compared to last year's report.



Annex 1

Comparative Weekly Farmgate, Wholesale and Retail Prices of Palay, Rice and Corn, Philippines

Month/Week	Palay (Dry)				Well Milled Rice (WMR)							
	Farmgate Prices				Wholesale Prices				Retail Prices			
	2006	2007	% Change		2006	2007	% Change		2006	2007	% Change	
(1)	(2)	(3)	(3)/(2)	(weekly)	(6)	(7)	(7)/(6)	(weekly)	(10)	(11)	(11)/(10)	(weekly)
Nov Wk 1	10.14	11.22	10.65	0.36	21.07	23.22	10.20	-0.17	23.43	25.54	9.01	-0.35
Wk 2	10.18	11.19	9.92	-0.27	21.07	23.15	9.87	-0.30	23.44	25.48	8.70	-0.23
Wk 3	10.26	11.13	8.48	-0.54	21.03	23.17	10.18	0.09	23.45	25.47	8.61	-0.04
Wk 4	10.33	11.24	8.81	0.99	21.11	23.17	9.76	0.00	23.52	25.46	8.25	-0.04
Dec Wk 1	10.33	11.33	9.68	0.80	21.13	23.20	9.80	0.13	23.51	25.51	8.51	0.20

Month/Week	Regular Milled Rice (RMR)							
	Wholesale Prices				Retail Prices			
	2006	2007	% Change		2006	2007	% Change	
(1)	(2)	(3)	(3)/(2)	(weekly)	(6)	(7)	(7)/(6)	(weekly)
Nov Wk 1	19.09	21.20	11.05	0.00	21.07	23.16	9.92	-0.22
Wk 2	19.14	21.16	10.55	-0.19	21.09	23.08	9.44	-0.35
Wk 3	19.06	21.16	11.02	0.00	21.06	23.11	9.73	0.13
Wk 4	19.09	21.22	11.16	0.28	21.05	23.10	9.74	-0.04
Dec Wk 1	19.15	21.24	10.91	0.09	21.11	23.09	9.38	-0.04

Month/Week	Corngrain, Yellow											
	Farmgate Prices				Wholesale Prices				Retail Prices			
	2006	2007	% Change		2006	2007	% Change		2006	2007	% Change	
(1)	(2)	(3)	(3)/(2)	(weekly)	(6)	(7)	(7)/(6)	(weekly)	(10)	(11)	(11)/(10)	(weekly)
Nov Wk 1	8.34	9.92	18.94	-0.10	10.35	11.50	11.11	1.23	14.60	15.96	9.32	-2.15
Wk 2	8.28	9.91	19.69	-0.10	10.10	11.53	14.16	0.26	14.72	16.31	10.80	2.19
Wk 3	8.38	9.83	17.30	-0.81	10.31	11.62	12.71	0.78	14.75	15.95	8.14	-2.21
Wk 4	8.47	9.94	17.36	1.12	10.23	11.66	13.98	0.34	14.59	16.75	14.80	5.02
Dec Wk 1	8.64	10.05	16.32	1.11	10.39	11.71	12.70	0.43	14.66	16.47	12.35	-1.67

Month/Week	Corngrain, White											
	Farmgate Prices				Wholesale Prices				Retail Prices			
	2006	2007	% Change		2006	2007	% Change		2006	2007	% Change	
(1)	(2)	(3)	(3)/(2)	(weekly)	(6)	(7)	(7)/(6)	(weekly)	(10)	(11)	(11)/(10)	(weekly)
Nov Wk 1	9.95	9.52	-4.32	0.53	12.14	11.63	-4.20	-0.43	16.28	14.57	-10.50	0.00
Wk 2	10.23	9.59	-6.26	0.74	12.24	11.61	-5.15	-0.17	16.31	14.58	-10.61	0.07
Wk 3	10.62	9.69	-8.76	1.04	11.84	11.67	-1.44	0.52	16.22	14.63	-9.80	0.34
Wk 4	10.70	9.75	-8.88	0.62	11.70	11.52	-1.54	-1.29	16.02	14.63	-8.68	0.00
Dec Wk 1	10.59	9.77	-7.74	0.21	11.77	11.51	-2.21	-0.09	15.60	14.63	-6.22	0.00