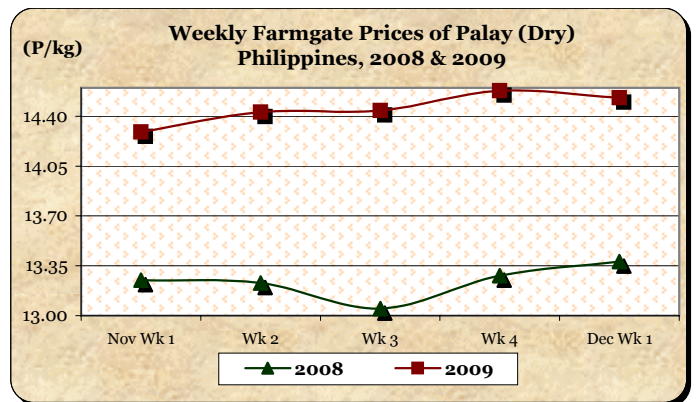


A. Farmgate Price of Palay

* Palay price dropped after a series of increases.

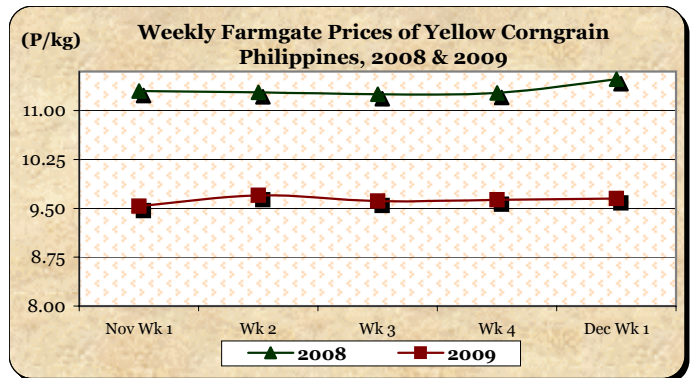
- The average price of P14.53/kg was 0.34% lower than last week's quotation but was 8.59% higher than last year's level.



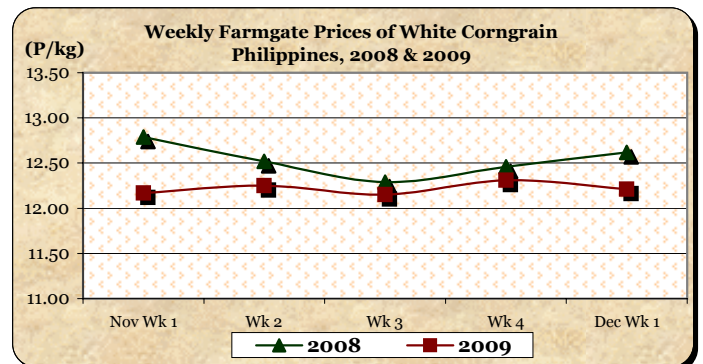
B. Farmgate Prices of Corngrain, Yellow and White

* Price of yellow corngrain continued to move upward but that of white corngrain slid.

- Yellow corngrain price at P9.65/kg was up by 0.21% from last week's P9.63/kg but was down by 15.94% relative to last year's P11.48/kg.



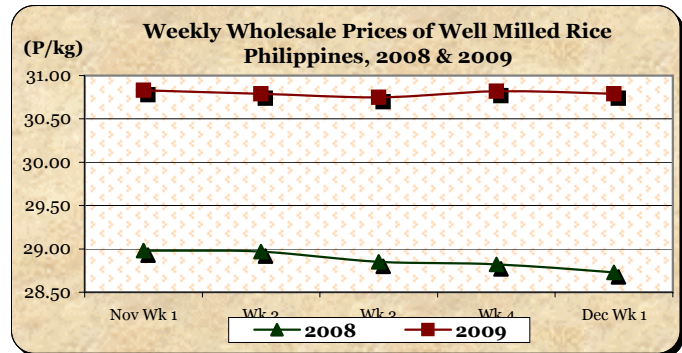
- White corngrain price at P12.21/kg recorded reductions of 0.81% and 3.25% relative to prices of last week and last year, respectively.



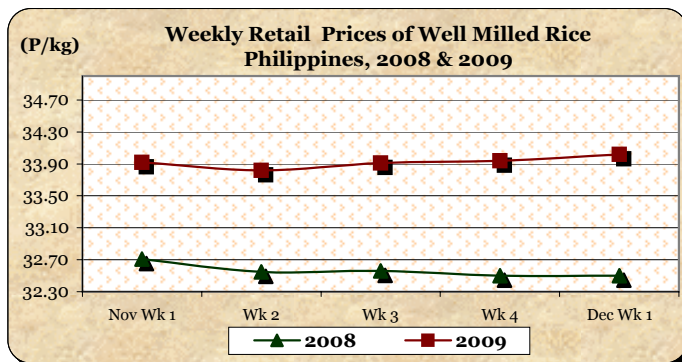
C. Wholesale and Retail Prices of Well Milled Rice (WMR)

* At wholesale, price went down. At retail, price continued to move up.

■ The average wholesale price of P30.79/kg **decreased** by 0.10% from last week's level but **increased** by 7.17% compared to 2008 record.



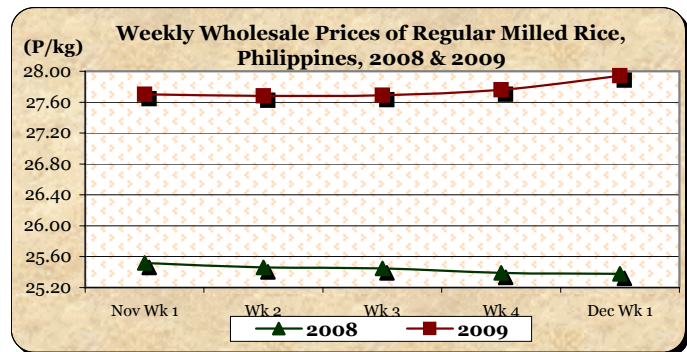
■ The average retail price of P34.02/kg **rose** by 0.24% and 4.68% relative to last week's and last year's levels, respectively.



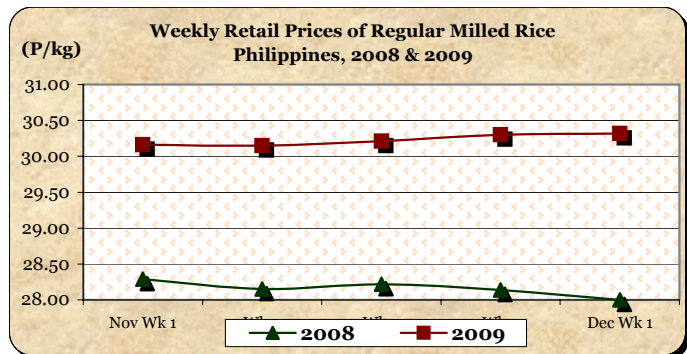
D. Wholesale and Retail Prices of Regular Milled Rice (RMR)

* Prices at both wholesale and retail levels sustained their upward trends.

■ At wholesale, the average price of P27.94/kg posted **increments** of 0.65% from last week's price and 10.09% from last year's report.



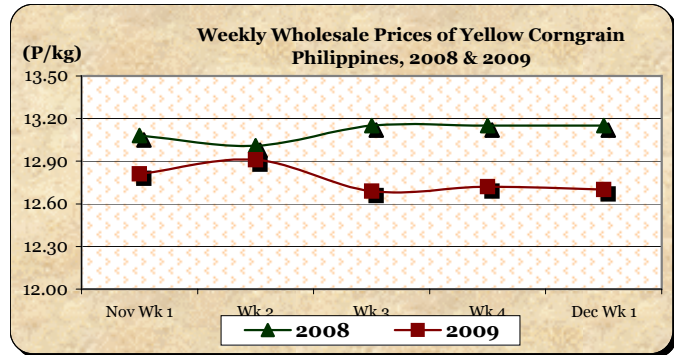
■ At retail, the average price of P30.32/kg registered **mark-ups** of 0.07% from last week's P30.30/kg and 8.29% from last year's P28.00/kg.



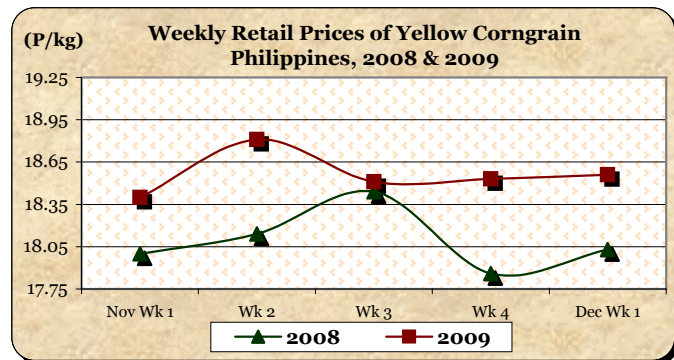
E. Wholesale and Retail Prices of Corngrain, Yellow

* Price at wholesale fell but that at retail went up.

■ At wholesale, the average price of P12.70/kg indicated **decreases** of 0.16% and 3.42% compared to last week's and last year's prices, respectively.



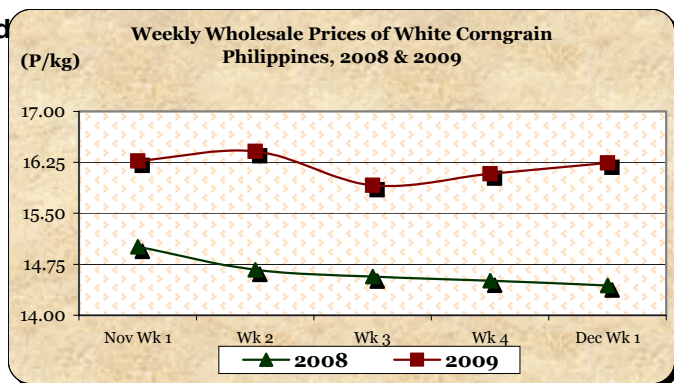
■ At retail, the average price of P18.56/kg posted **increases** of 0.16% from last week's price and 2.94% from that of 2008.



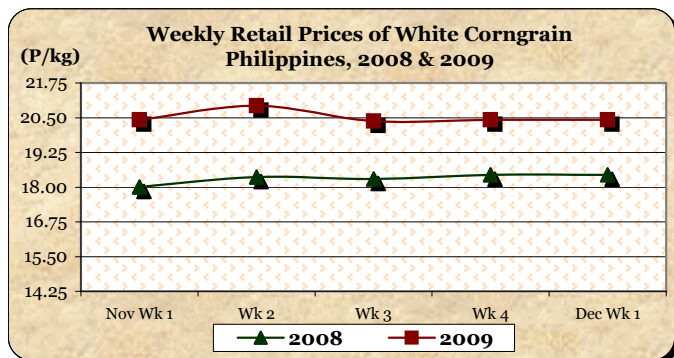
F. Wholesale and Retail Prices of Corngrain, White

* An upward price movement was noted at wholesale level while price remained steady at retail.

■ The average wholesale price of P16.24/kg was **above** last week's and last year's prices by 1.00% and 12.47%, respectively.



■ The average retail price **remained** at last week's level of P20.42/kg. Compared to 2008 report, this was **higher** by 10.74%.



Annex 1
Comparative Weekly Farmgate, Wholesale and Retail Prices of Palay, Rice and Corn, Philippines

Month/Week	Palay (Dry)				Well Milled Rice (WMR)							
	Farmgate Prices				Wholesale Prices				Retail Prices			
	2008	2009	% Change		2008	2009	% Change		2008	2009	% Change	
(1)	(2)	(3)	(3)/(2)	(weekly)	(6)	(7)	(7)/(6)	(weekly)	(10)	(11)	(11)/(10)	(weekly)
Nov Wk 1	13.25	14.29	7.85	0.07	28.98	30.83	6.38	0.42	32.71	33.92	3.70	0.41
Wk 2	13.23	14.43	9.07	0.98	28.97	30.79	6.28	-0.13	32.55	33.82	3.90	-0.29
Wk 3	13.05	14.44	10.65	0.07	28.85	30.75	6.59	-0.13	32.56	33.91	4.15	0.27
Wk 4	13.28	14.58	9.79	0.97	28.82	30.82	6.94	0.23	32.50	33.94	4.43	0.09
Dec Wk 1	13.38	14.53	8.59	-0.34	28.73	30.79	7.17	-0.10	32.50	34.02	4.68	0.24

Month/Week	Regular Milled Rice (RMR)							
	Wholesale Prices				Retail Prices			
	2008	2009	% Change		2008	2009	% Change	
(1)	(2)	(3)	(3)/(2)	(weekly)	(6)	(7)	(7)/(6)	(weekly)
Nov Wk 1	25.52	27.70	8.54	0.22	28.29	30.16	6.61	0.70
Wk 2	25.46	27.68	8.72	-0.07	28.15	30.15	7.10	-0.03
Wk 3	25.45	27.69	8.80	0.04	28.22	30.21	7.05	0.20
Wk 4	25.39	27.76	9.33	0.25	28.14	30.30	7.68	0.30
Dec Wk 1	25.38	27.94	10.09	0.65	28.00	30.32	8.29	0.07

Month/Week	Corngrain, Yellow											
	Farmgate Prices				Wholesale Prices				Retail Prices			
	2008	2009	% Change		2008	2009	% Change		2008	2009	% Change	
(1)	(2)	(3)	(3)/(2)	(weekly)	(6)	(7)	(7)/(6)	(weekly)	(10)	(11)	(11)/(10)	(weekly)
Nov Wk 1	11.30	9.53	-15.66	3.03	13.08	12.81	-2.06	1.83	18.00	18.40	2.22	-0.27
Wk 2	11.28	9.70	-14.01	1.78	13.01	12.91	-0.77	0.78	18.14	18.81	3.69	2.23
Wk 3	11.25	9.61	-14.58	-0.93	13.15	12.69	-3.50	-1.70	18.44	18.51	0.38	-1.59
Wk 4	11.27	9.63	-14.55	0.21	13.15	12.72	-3.27	0.24	17.86	18.53	3.75	0.11
Dec Wk 1	11.48	9.65	-15.94	0.21	13.15	12.70	-3.42	-0.16	18.03	18.56	2.94	0.16

Month/Week	Corngrain, White											
	Farmgate Prices				Wholesale Prices				Retail Prices			
	2008	2009	% Change		2008	2009	% Change		2008	2009	% Change	
(1)	(2)	(3)	(3)/(2)	(weekly)	(6)	(7)	(7)/(6)	(weekly)	(10)	(11)	(11)/(10)	(weekly)
Nov Wk 1	12.79	12.17	-4.85	0.91	15.01	16.27	8.39	1.50	18.01	20.43	13.44	-1.68
Wk 2	12.52	12.25	-2.16	0.66	14.67	16.41	11.86	0.86	18.36	20.93	14.00	2.45
Wk 3	12.29	12.15	-1.14	-0.82	14.57	15.91	9.20	-3.05	18.29	20.38	11.43	-2.63
Wk 4	12.46	12.31	-1.20	1.32	14.51	16.08	10.82	1.07	18.44	20.42	10.74	0.20
Dec Wk 1	12.62	12.21	-3.25	-0.81	14.44	16.24	12.47	1.00	18.44	20.42	10.74	0.00

Note: R-revised; P-preliminary

