

UPDATES ON PALAY, RICE & CORN PRICES

Volume 2

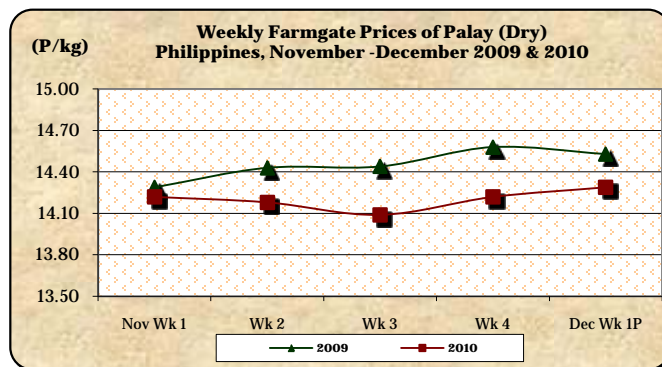
No. 49

December 1-7, 2010

A. Farmgate Price of Palay

* Palay price continued to increase but at a rate slower than last week's movement.

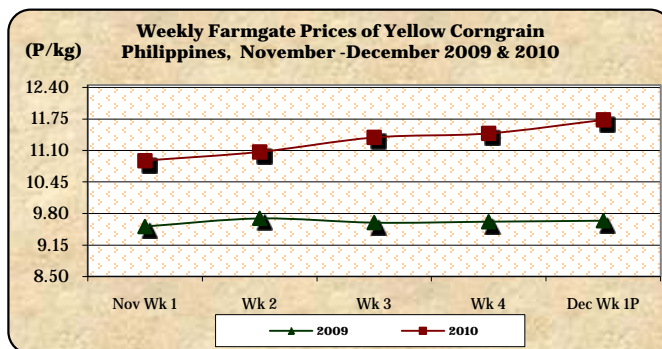
- The average price of P14.29/kg was **up** by 0.49% from last week's price but was **down** by 1.65% from last year's quotation.



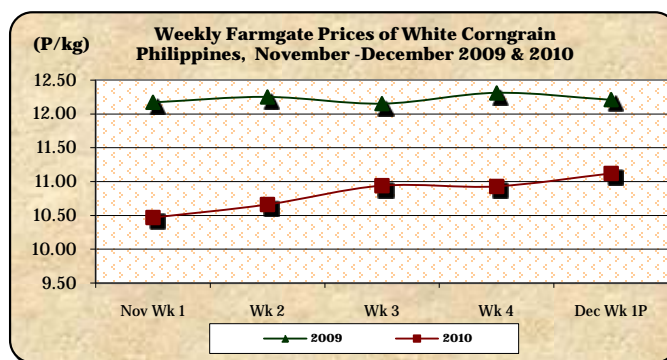
B. Farmgate Prices of Corngrain, Yellow and White

* Both yellow and white corngrain prices registered mark-ups.

- Yellow corngrain price at P11.73/kg **rose** by 2.45% and 21.55% relative to prices of last week and last year, respectively.



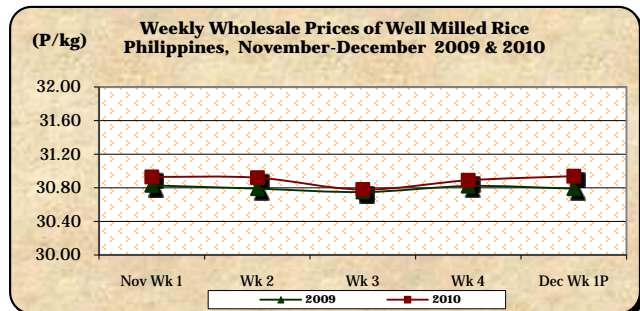
- White corngrain price at P11.12/kg was 1.74% **above** last week's P10.93/kg but was 8.93% **below** last year's P12.21/kg.



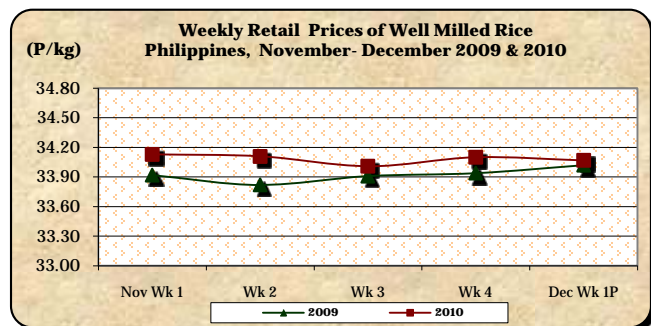
C. Wholesale and Retail Prices of Well Milled Rice (WMR)

* Wholesale price continued to go up. Retail price was down from last week's level.

- The average wholesale price of P30.94/kg **rose** by 0.16% and 0.49% from prices of last week and last year, respectively.



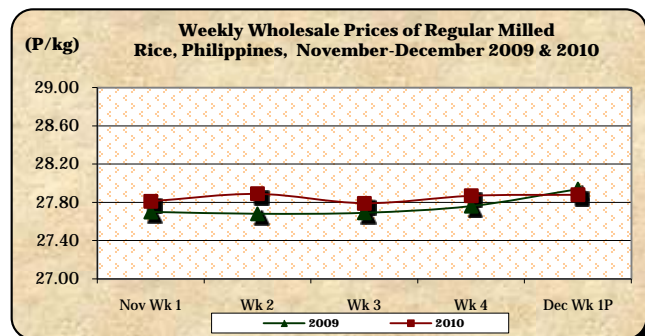
- The average retail price of P34.07/kg was 0.09% **lower** than last week's P34.10/kg but was 0.15% **higher** than last year's P34.02/kg.



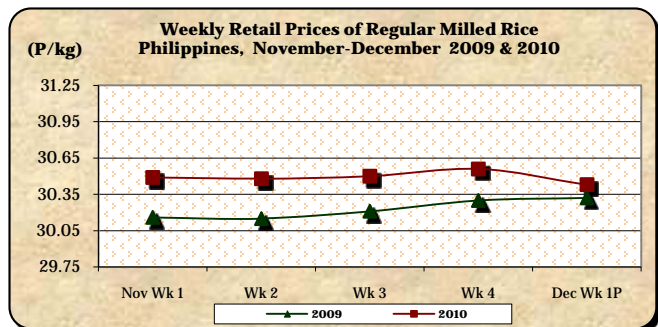
D. Wholesale and Retail Prices of Regular Milled Rice (RMR)

* Price at wholesale increased but price at retail decreased.

- At wholesale, the average price of P27.88/kg **gained** by 0.04% from last week's quotation but **dropped** by 0.21% from that of last year.



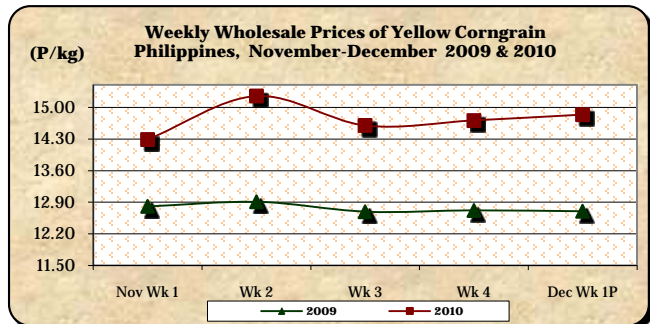
- At retail, the average price of P30.43/kg **fell** by 0.43% from last week's price but **rose** by 0.36% relative to last year's level.



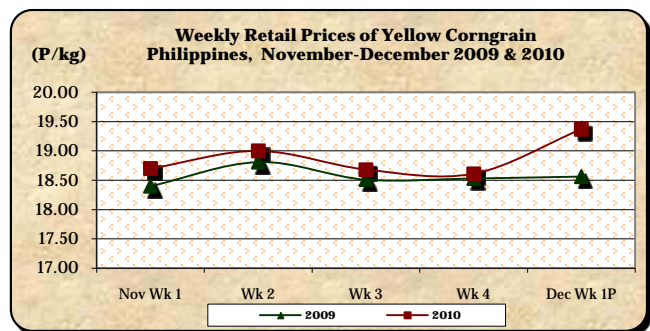
E. Wholesale and Retail Prices of Corngrain, Yellow

* Price increases were noted at both wholesale and retail levels.

- At wholesale, the average price of P14.84/kg registered **increments** of 0.88% and 16.85% relative to prices of last week and last year, respectively.



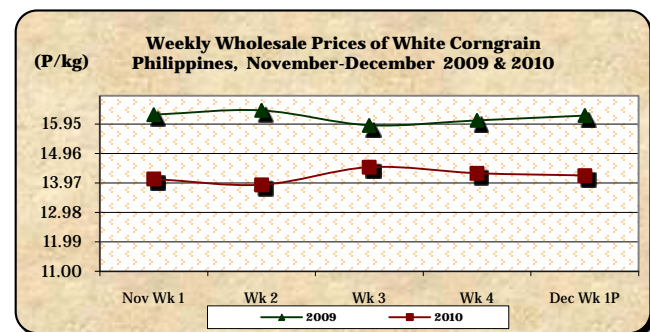
- At retail, the average price of P19.37/kg indicated **mark-ups** of 4.08% from last week's P18.61/kg and by 4.36% from last year's P18.56/kg.



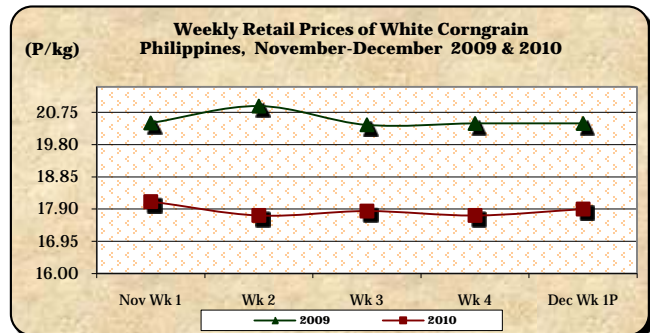
F. Wholesale and Retail Prices of Corngrain, White

* Wholesale price continued to decline while retail price recovered from last week's drop.

- The average wholesale price of P14.22/kg **softened** by 0.56% from last week's level and by 12.44% from last year's report.



- The average retail price of P17.90/kg **increased** by 1.07% from last week's price but **decreased** by 12.34% relative to that of last year.



Annex 1

Comparative Weekly Farmgate, Wholesale and Retail Prices of Palay, Rice and Corn, Philippines

Month/Week	Palay (Dry)				Well Milled Rice (WMR)							
	Farmgate Prices				Wholesale Prices				Retail Prices			
	2009	2010	% Change		2009	2010	% Change		2009	2010	% Change	
(1)	(2)	(3)	(3)/(2)	(weekly)	(6)	(7)	(7)/(6)	(weekly)	(10)	(11)	(11)/(10)	(weekly)
Nov Wk 1	14.29	14.22	-0.49	-1.66	30.83	30.93	0.32	-0.23	33.92	34.13	0.62	-0.15
Wk 2	14.43	14.18	-1.73	-0.28	30.79	30.92	0.42	-0.03	33.82	34.11	0.86	-0.06
Wk 3	14.44	14.09	-2.42	-0.63	30.75	30.78	0.10	-0.45	33.91	34.01	0.29	-0.29
Wk 4	14.58	14.22	-2.47	0.92	30.82	30.89	0.23	0.36	33.94	34.10	0.47	0.26
Dec Wk 1P	14.53	14.29	-1.65	0.49	30.79	30.94	0.49	0.16	34.02	34.07	0.15	-0.09

Month/Week	Regular Milled Rice (RMR)							
	Wholesale Prices				Retail Prices			
	2009	2010	% Change		2009	2010	% Change	
(1)	(2)	(3)	(3)/(2)	(weekly)	(6)	(7)	(7)/(6)	(weekly)
Nov Wk 1	27.70	27.81	0.40	0.11	30.16	30.49	1.09	-0.46
Wk 2	27.68	27.89	0.76	0.29	30.15	30.48	1.09	-0.03
Wk 3	27.69	27.79	0.36	-0.36	30.21	30.50	0.96	0.07
Wk 4	27.76	27.87	0.40	0.29	30.30	30.56	0.86	0.20
Dec Wk 1P	27.94	27.88	-0.21	0.04	30.32	30.43	0.36	-0.43

Month/Week	Corngrain, Yellow											
	Farmgate Prices				Wholesale Prices				Retail Prices			
	2009	2010	% Change		2009	2010	% Change		2009	2010	% Change	
(1)	(2)	(3)	(3)/(2)	(weekly)	(6)	(7)	(7)/(6)	(weekly)	(10)	(11)	(11)/(10)	(weekly)
Nov Wk 1	9.53	10.89	14.27	0.83	12.81	14.29	11.55	0.14	18.40	18.70	1.63	-0.37
Wk 2	9.70	11.07	14.12	1.65	12.91	15.25	18.13	6.72	18.81	19.00	1.01	1.60
Wk 3	9.61	11.37	18.31	2.71	12.69	14.60	15.05	-4.26	18.51	18.68	0.92	-1.68
Wk 4	9.63	11.45	18.90	0.70	12.72	14.71	15.64	0.75	18.53	18.61	0.43	-0.37
Dec Wk 1P	9.65	11.73	21.55	2.45	12.70	14.84	16.85	0.88	18.56	19.37	4.36	4.08

Month/Week	Corngrain, White											
	Farmgate Prices				Wholesale Prices				Retail Prices			
	2009	2010	% Change		2009	2010	% Change		2009	2010	% Change	
(1)	(2)	(3)	(3)/(2)	(weekly)	(6)	(7)	(7)/(6)	(weekly)	(10)	(11)	(11)/(10)	(weekly)
Nov Wk 1	12.17	10.47	-13.97	3.56	16.27	14.11	-13.28	1.73	20.43	18.12	-11.31	1.63
Wk 2	12.25	10.66	-12.98	1.81	16.41	13.91	-15.23	-1.42	20.93	17.71	-15.38	-2.26
Wk 3	12.15	10.94	-9.96	2.63	15.91	14.50	-8.86	4.24	20.38	17.84	-12.46	0.73
Wk 4	12.31	10.93	-11.21	-0.09	16.08	14.30	-11.07	-1.38	20.42	17.71	-13.27	-0.73
Dec Wk 1P	12.21	11.12	-8.93	1.74	16.24	14.22	-12.44	-0.56	20.42	17.90	-12.34	1.07

Note: R-revised; P-preliminary

