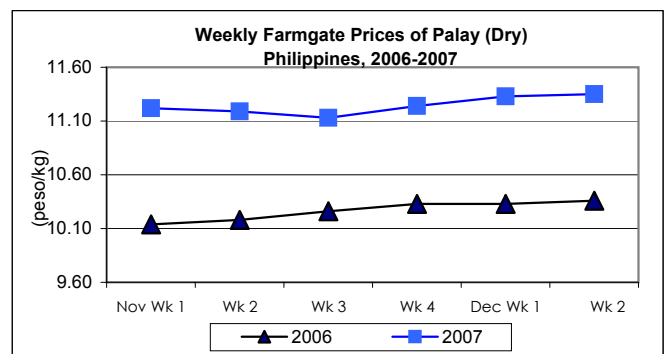




Updates on Palay, Rice & Corn Prices, December 5-11, 2007

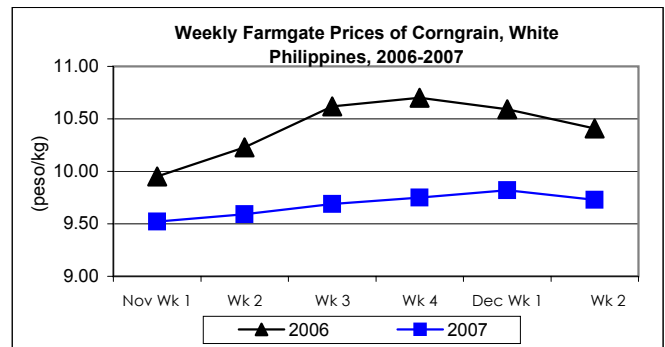
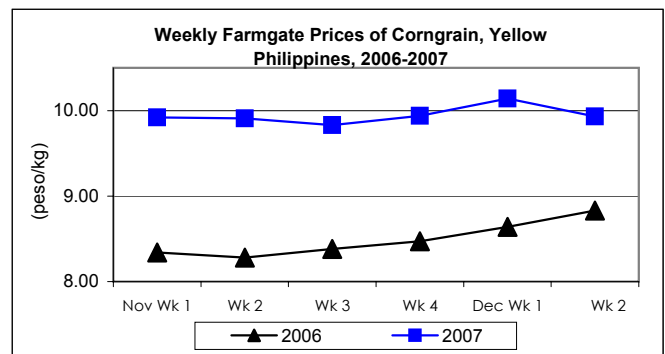
A. Farmgate Price of Palay

- * **Price of palay sustained its upward movement.**
 - Price averaged at P11.35/kg went **up** again by 0.18% and 9.56% from last week's price and last year's record, respectively.



B. Farmgate Prices of Corngrain, Yellow and White

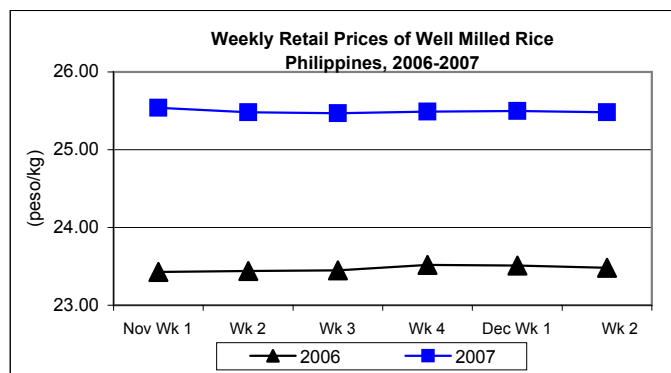
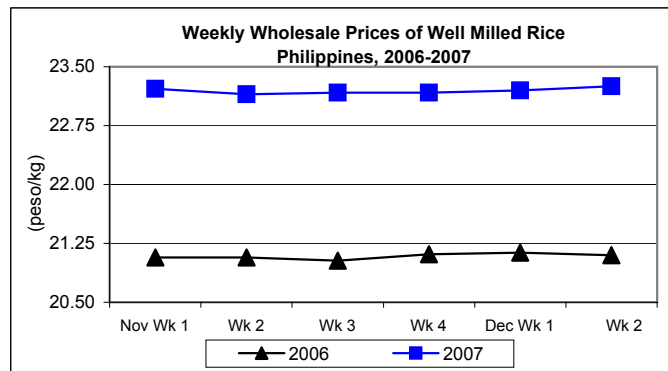
- * **Prices of yellow and white corngrains dropped this week.**
 - Price of yellow corngrain, which closed at P9.93/kg **fell** by 2.07% from last week's price but **rose** by 12.46% from last year's report.
 - Price of white corngrain averaged at P9.73/kg registered **decreases** of 0.92% and 6.53% from the previous week's and last year's prices, respectively.



C. Wholesale and Retail Prices of Well Milled Rice (WMR)

☀ Wholesale price showed continuous increases while retail price weakened after two (2) weeks of uptrend.

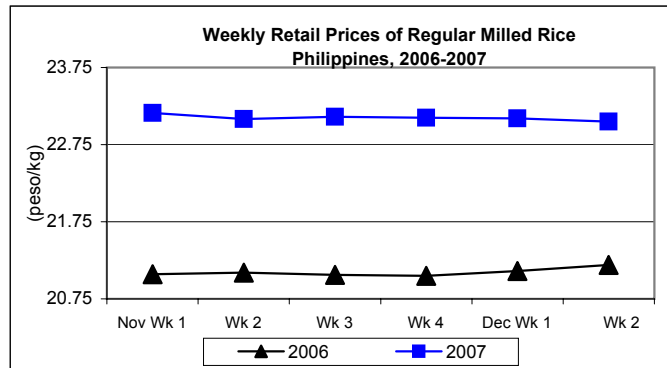
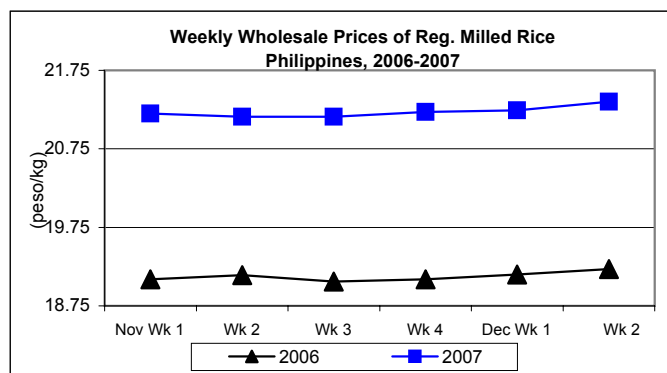
- Wholesale price at P23.25/kg was **higher** by 0.22% from last week's price and by 10.19% relative to last year's quotation.
- Retail price, which averaged P25.48/kg, indicated a **decrement** of 0.08% from the previous week's price but an **increment** of 8.52% compared to 2006 record.



D. Wholesale and Retail Prices of Regular Milled Rice (RMR)

☀ Wholesale price strengthened again. Retail price was on its 3rd week of decreases.

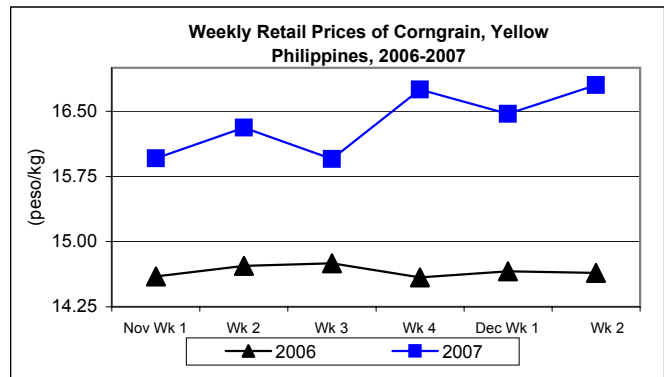
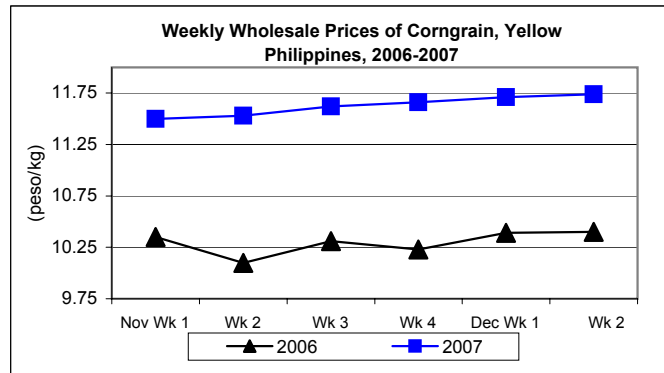
- Wholesale price at P21.35/kg registered **increases** of 0.52% and 11.08% relative to last week's P21.24/kg and last year's P19.22/kg, respectively.
- The retail price of P23.05/kg represented a **decrease** of 0.17% from last week's price but **increased** by 8.78% compared to last year's record.



E. Wholesale and Retail Prices of Corngrain, Yellow

✳ **Both wholesale and retail prices registered increases in this week's quotation.**

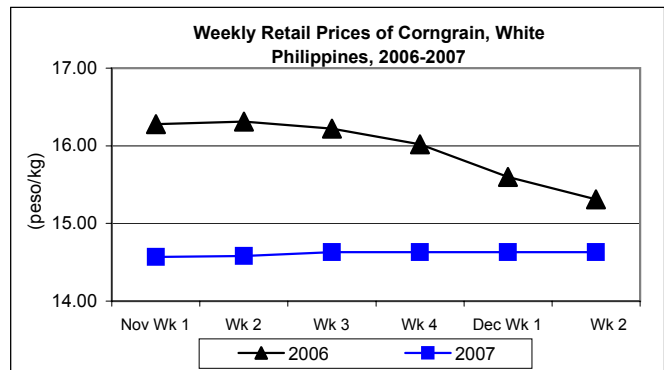
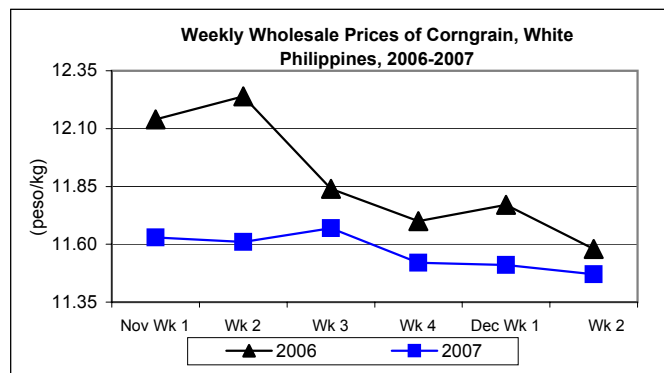
- Wholesale price at P11.74/kg **grew** by 0.26% and 12.88% relative to prices of the previous week and previous year, respectively.
- Retail price, which was quoted at P16.80/kg was **higher** by 2.00% from last week's record and by 14.75% from last year's price.



F. Wholesale and Retail Prices of Corngrain, White

✳ **Wholesale price dropped again. Retail price remained stable.**

- Wholesale price at P11.47/kg showed **decreases** of 0.35% and 0.95% compared to last week's and last year's level, respectively.
- Retail price was **stable** at last week's price of P14.63/kg but **dropped** by 4.44% relative to last year's record.



Annex 1

Comparative Weekly Farmgate, Wholesale and Retail Prices of Palay, Rice and Corn, Philippines

Month/Week	Palay (Dry)				Well Milled Rice (WMR)							
	Farmgate Prices				Wholesale Prices				Retail Prices			
	2006	2007	% Change		2006	2007	% Change		2006	2007	% Change	
(1)	(2)	(3)	(3)/(2)	(weekly)	(6)	(7)	(7)/(6)	(weekly)	(10)	(11)	(11)/(10)	(weekly)
Nov Wk 1	10.14	11.22	10.65	0.36	21.07	23.22	10.20	-0.17	23.43	25.54	9.01	-0.35
Wk 2	10.18	11.19	9.92	-0.27	21.07	23.15	9.87	-0.30	23.44	25.48	8.70	-0.23
Wk 3	10.26	11.13	8.48	-0.54	21.03	23.17	10.18	0.09	23.45	25.47	8.61	-0.04
Wk 4	10.33	11.24	8.81	0.99	21.11	23.17	9.76	0.00	23.52	25.49	8.38	0.08
Dec Wk 1	10.33	11.33	9.68	0.80	21.13	23.20	9.80	0.13	23.51	25.50	8.46	0.04
Wk 2	10.36	11.35	9.56	0.18	21.10	23.25	10.19	0.22	23.48	25.48	8.52	-0.08

Month/Week	Regular Milled Rice (RMR)							
	Wholesale Prices				Retail Prices			
	2006	2007	% Change		2006	2007	% Change	
(1)	(2)	(3)	(3)/(2)	(weekly)	(6)	(7)	(7)/(6)	(weekly)
Nov Wk 1	19.09	21.20	11.05	0.00	21.07	23.16	9.92	-0.22
Wk 2	19.14	21.16	10.55	-0.19	21.09	23.08	9.44	-0.35
Wk 3	19.06	21.16	11.02	0.00	21.06	23.11	9.73	0.13
Wk 4	19.09	21.22	11.16	0.28	21.05	23.10	9.74	-0.04
Dec Wk 1	19.15	21.24	10.91	0.09	21.11	23.09	9.38	-0.04
Wk 2	19.22	21.35	11.08	0.52	21.19	23.05	8.78	-0.17

Month/Week	Corngrain, Yellow											
	Farmgate Prices				Wholesale Prices				Retail Prices			
	2006	2007	% Change		2006	2007	% Change		2006	2007	% Change	
(1)	(2)	(3)	(3)/(2)	(weekly)	(6)	(7)	(7)/(6)	(weekly)	(10)	(11)	(11)/(10)	(weekly)
Nov Wk 1	8.34	9.92	18.94	-0.10	10.35	11.50	11.11	1.23	14.60	15.96	9.32	-2.15
Wk 2	8.28	9.91	19.69	-0.10	10.10	11.53	14.16	0.26	14.72	16.31	10.80	2.19
Wk 3	8.38	9.83	17.30	-0.81	10.31	11.62	12.71	0.78	14.75	15.95	8.14	-2.21
Wk 4	8.47	9.94	17.36	1.12	10.23	11.66	13.98	0.34	14.59	16.75	14.80	5.02
Dec Wk 1	8.64	10.14	17.36	2.01	10.39	11.71	12.70	0.43	14.66	16.47	12.35	-1.67
Wk 2	8.83	9.93	12.46	-2.07	10.40	11.74	12.88	0.26	14.64	16.80	14.75	2.00

Month/Week	Corngrain, White											
	Farmgate Prices				Wholesale Prices				Retail Prices			
	2006	2007	% Change		2006	2007	% Change		2006	2007	% Change	
(1)	(2)	(3)	(3)/(2)	(weekly)	(6)	(7)	(7)/(6)	(weekly)	(10)	(11)	(11)/(10)	(weekly)
Nov Wk 1	9.95	9.52	-4.32	0.53	12.14	11.63	-4.20	-0.43	16.28	14.57	-10.50	0.00
Wk 2	10.23	9.59	-6.26	0.74	12.24	11.61	-5.15	-0.17	16.31	14.58	-10.61	0.07
Wk 3	10.62	9.69	-8.76	1.04	11.84	11.67	-1.44	0.52	16.22	14.63	-9.80	0.34
Wk 4	10.70	9.75	-8.88	0.62	11.70	11.52	-1.54	-1.29	16.02	14.63	-8.68	0.00
Dec Wk 1	10.59	9.82	-7.27	0.72	11.77	11.51	-2.21	-0.09	15.60	14.63	-6.22	0.00
Wk 2	10.41	9.73	-6.53	-0.92	11.58	11.47	-0.95	-0.35	15.31	14.63	-4.44	0.00