

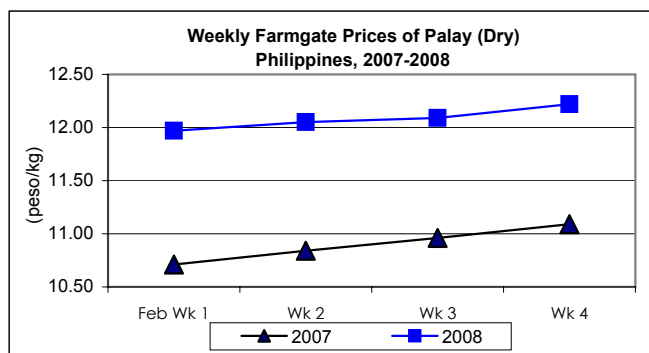


Updates on Palay, Rice & Corn Prices, February 2008

A. Farmgate Price of Palay

* Palay price continuously registered weekly increases during the month.

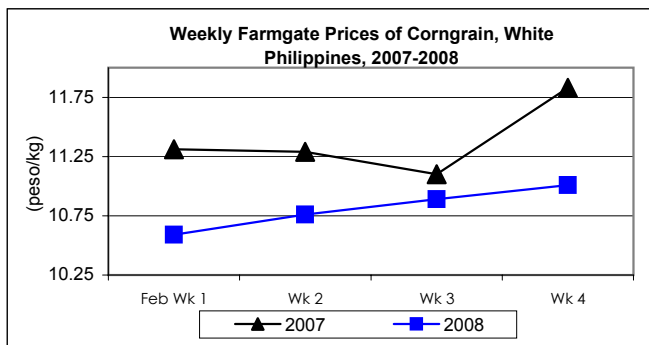
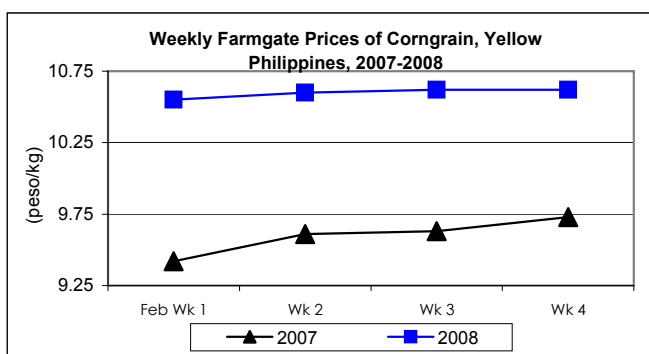
- This month's average price of P12.05/kg posted **increases** of 2.38% from previous month's level and 10.45% from last year's record.



B. Farmgate Prices of Corngrain, Yellow and White

* Prices of both yellow and white corngrains moved upward each week but at diminishing rates.

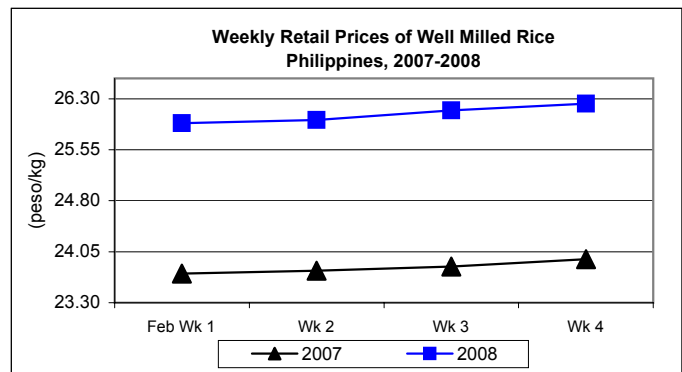
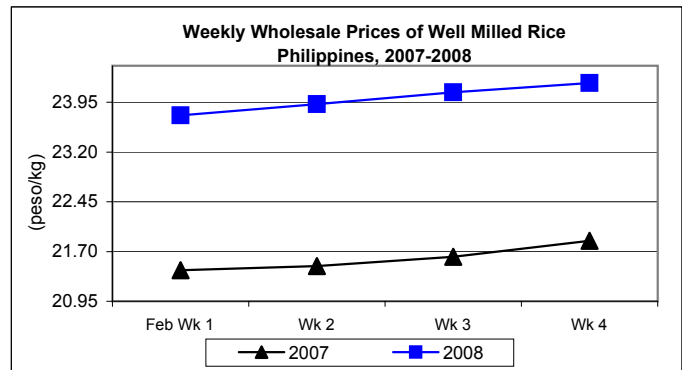
- Monthly average price of yellow corngrain at P10.60/kg was **higher** by 3.52% from last month's price and by 10.19% compared to previous year's price.
- White corngrain's average price for the month at P10.77/kg was **higher** by 6.11% from last month's price but indicated a **decrease** of 5.36% relative to last year's report.



C. Wholesale and Retail Prices of Well Milled Rice (WMR)

☀ **Upward movement of prices was recorded at both wholesale and retail levels.**

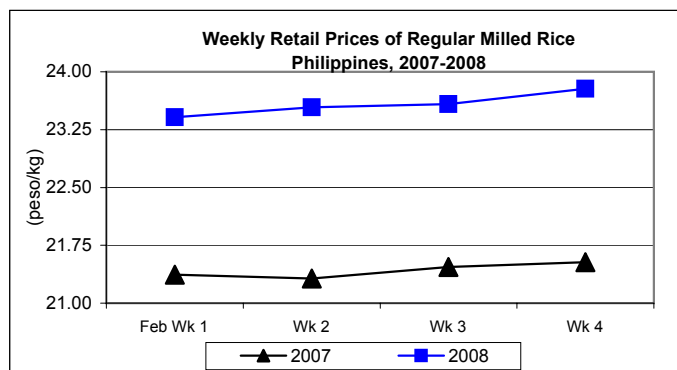
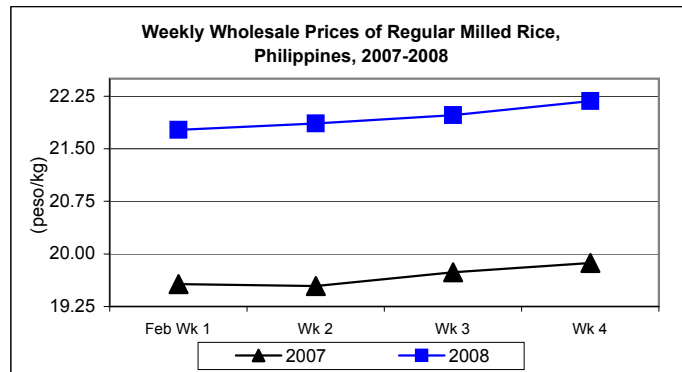
- Wholesale price, which settled at P24.00/kg, **rose** by 1.39% from the last month's report and by 11.16% from the 2007 record.
- Retail price of P26.08/kg registered **increments** of 0.93% compared to the preceding month's price and 9.53% from the last year's price.



D. Wholesale and Retail Prices of Regular Milled Rice (RMR)

☀ **Both wholesale and retail prices continuously increased at fluctuating rates until the month closed.**

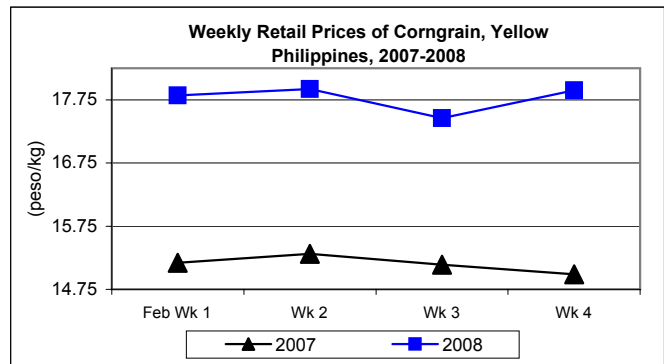
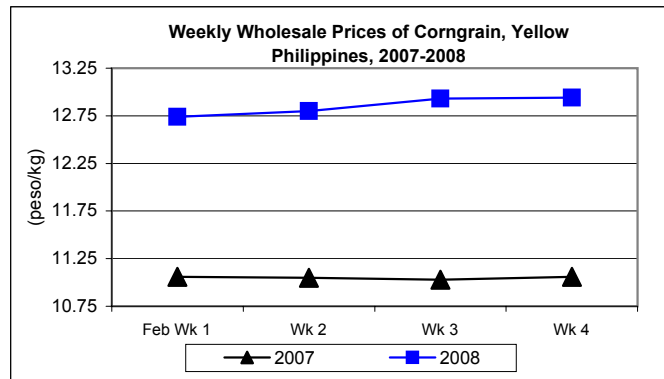
- Wholesale price at P21.94/kg registered **increases** of 1.29% and 11.54% from prices of last month and last year, respectively.
- Retail price was **up** from last month's P23.31/kg to this month's P23.58/kg or by 1.16%. Average monthly retail price was **higher** by 10.03% from last year's report.



E. Wholesale and Retail Prices of Corngrain, Yellow

✦ Wholesale price for the month was on the uptrend. Retail price closed with an increase after a decline on the 3rd week.

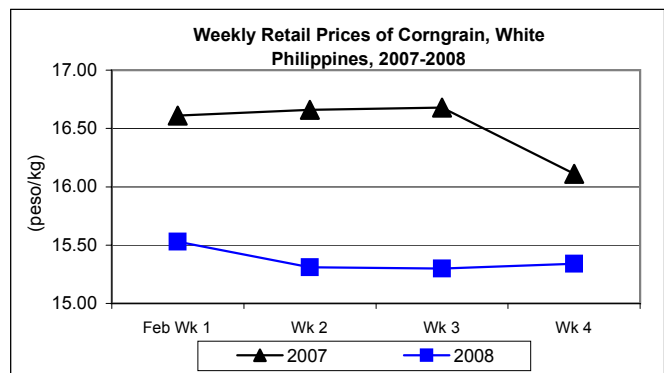
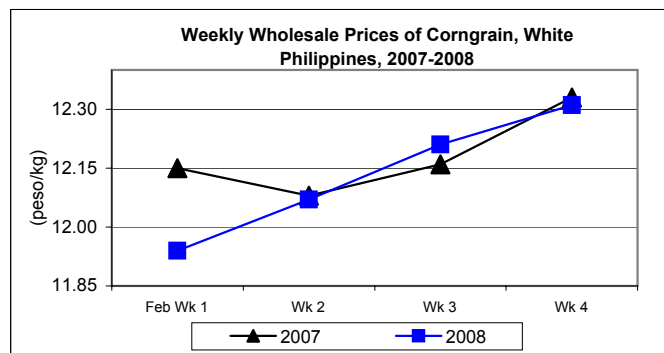
- Wholesale price, which averaged P12.77/kg, was up by 0.55% and 15.57% from the last month's and the previous year's prices, respectively.
- Retail price of P17.83/kg indicated increases of 0.62% from last month's P17.72/kg and 16.69% relative to the price of the same month in 2007.



F. Wholesale and Retail Prices of Corngrain, White

✦ At wholesale, price sustained weekly increments. However, at retail, price dropped during the 1st three (3) weeks but recovered as the month closed.

- Wholesale price at P12.14/kg gained by 3.50% from the previous month's price. Relative to last year's level, price showed a 0.33% decrement.
- Retail price at P15.56/kg was 2.23% higher than last month's price but lower than last year's price by 5.75%.



Annex 1

**Comparative Farmgate, Wholesale and Retail Prices of Palay, Rice and Corn,
Philippines for the month of February 2008**

Month/Week	Palay, dry		Well Milled Rice (WMR)			
	Farmgate Prices		Wholesale Prices		Retail Prices	
	Price/kg	% Change	Price/kg	% Change	Price/kg	% Change
Wk 1	11.97	1.10	23.75	0.13	25.94	0.15
Wk 2	12.05	0.67	23.92	0.72	25.99	0.19
Wk 3	12.09	0.33	24.10	0.75	26.13	0.54
Wk 4	12.22	1.08	24.24	0.58	26.23	0.38
Feb 2008	12.05	-	24.00	-	26.08	-
Feb 2007	10.91	10.45	21.59	11.16	23.81	9.53
Jan 2008	11.77	2.38	23.67	1.39	25.84	0.93

Month/Week	Regular Milled Rice (RMR)			
	Wholesale Prices		Retail Prices	
	Price/kg	% Change	Price/kg	% Change
Wk 1	21.77	0.28	23.41	0.17
Wk 2	21.86	0.41	23.54	0.56
Wk 3	21.98	0.55	23.58	0.17
Wk 4	22.18	0.91	23.78	0.85
Feb 2008	21.94	-	23.58	-
Feb 2007	19.67	11.54	21.43	10.03
Jan 2008	21.66	1.29	23.31	1.16

Month/Week	Corngrain, Yellow					
	Farmgate Prices		Wholesale Prices		Retail Prices	
	Price/kg	% Change	Price/kg	% Change	Price/kg	% Change
Wk 1	10.55	1.25	12.74	0.08	17.82	2.12
Wk 2	10.60	0.47	12.80	0.47	17.92	0.56
Wk 3	10.62	0.19	12.93	1.02	17.46	-2.57
Wk 4	10.62	0.00	12.94	0.08	17.90	2.52
Feb 2008	10.60	-	12.77	-	17.83	-
Feb 2007	9.62	10.19	11.05	15.57	15.28	16.69
Jan 2008	10.24	3.52	12.70	0.55	17.72	0.62

Month/Week	Corngrain, White					
	Farmgate Prices		Wholesale Prices		Retail Prices	
	Price/kg	% Change	Price/kg	% Change	Price/kg	% Change
Wk 1	10.59	2.72	11.94	0.34	15.53	-0.26
Wk 2	10.76	1.61	12.07	1.09	15.31	-1.42
Wk 3	10.89	1.21	12.21	1.16	15.30	-0.07
Wk 4	11.01	1.10	12.31	0.82	15.34	0.26
Feb 2008	10.77	-	12.14	-	15.56	-
Feb 2007	11.38	-5.36	12.18	-0.33	16.51	-5.75
Jan 2008	10.15	6.11	11.73	3.50	15.22	2.23

* - Feb 08/Feb 07 and Feb 08/Jan 08, respectively