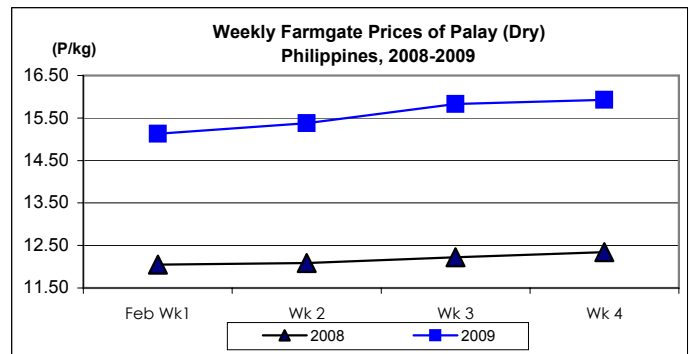


A. Farmgate Price of Palay

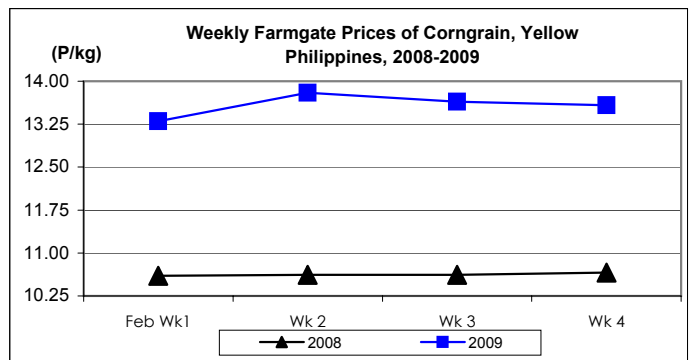
- * **Palay prices sustained weekly increases.**
 - Average price for the month at P15.50/kg was **higher** by 10.01% than the previous month's P14.09/kg and by 28.63% over last year's P12.05/kg.



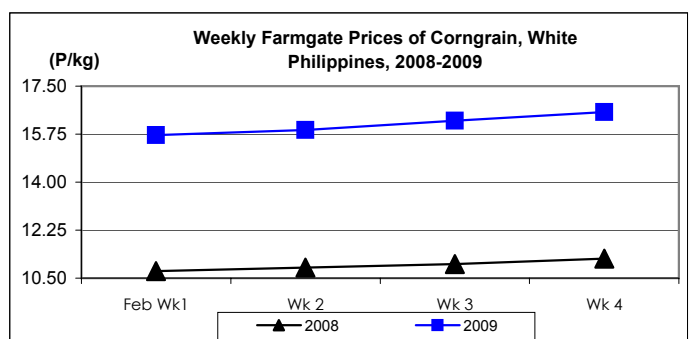
B. Farmgate Prices of Corngrain, Yellow and White

- * **Yellow corngrain recorded price cuts except on the 2nd week of the month. White corngrain, on the other hand, continuously registered price gains throughout the month.**

- Although price decrements were reflected for three weeks, monthly average price at P13.55/kg was still **higher** by 4.96% from January 2009 quotation and by 27.83% from February 2008 level.



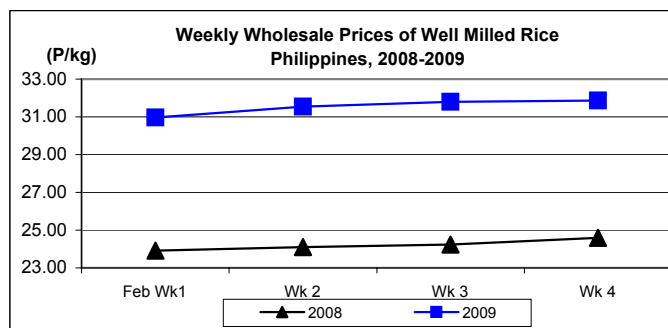
- White corngrain's average price at P16.06/kg **rose** by 10.68% from last month's P14.51/kg and by 49.12% from last year's P10.77/kg.



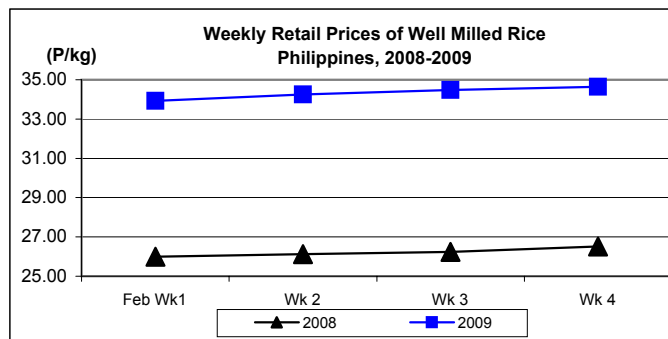
C. Wholesale and Retail Prices of Well Milled Rice (WMR)

* Uptrend in prices was noted at both wholesale and retail levels, although rates of increases slowed down each week.

- Average wholesale price at P31.54/kg was **above** last month's price by 6.70% and last year's price by 31.42%.



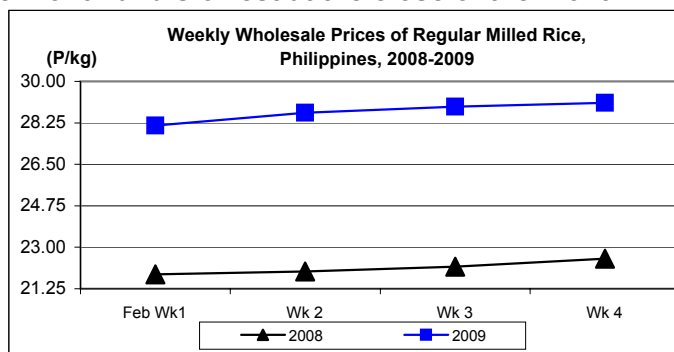
- Average retail price at P34.32/kg **went up** by 4.35% and 31.60% from quotations of January 2009 and February 2008, respectively.



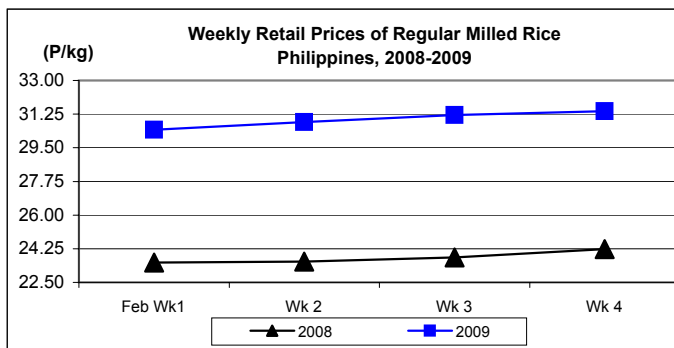
D. Wholesale and Retail Prices of Regular Milled Rice (RMR)

* Prices at both wholesale and retail levels moved upward throughout the month. Rates of increases were fastest on the onset of the month and slowest at the close of the month.

- At wholesale, average price at P28.73/kg **gained** by 8.83% from last month's P26.40/kg and by 30.95% from last year's P21.94/kg.



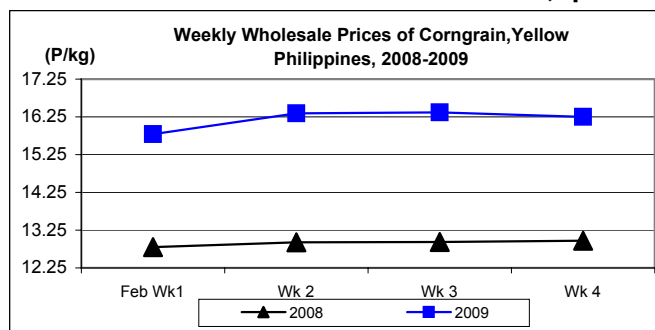
- At retail, average price at P31.00/kg **scaled up** by 7.27% compared to last month's price and by 31.47% over last year's level.



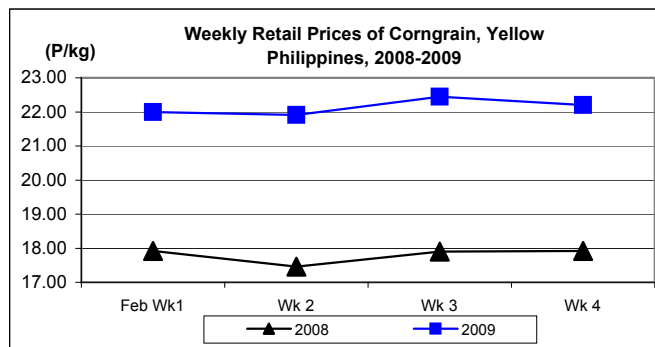
E. Wholesale and Retail Prices of Corngrain, Yellow

* At wholesale level, price decrements were registered on the 1st and last weeks while price increments were indicated on the middle weeks of the month. At retail level, prices fluctuated every week.

- Average wholesale price at P16.19/kg reflected **mark-ups** of 6.16% and 26.78% from prices of last month and last year, respectively.



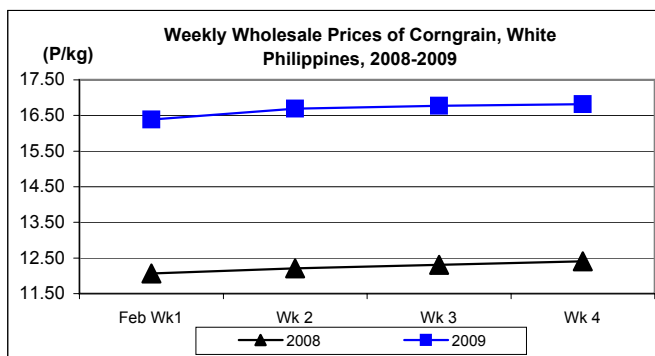
- Average retail price at P22.12/kg was 9.29% **above** January 2009 record and was 24.06% **higher** than February 2008 report.



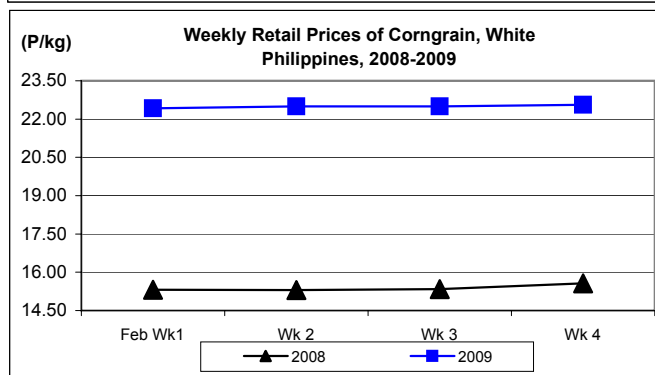
F. Wholesale and Retail Prices of Corngrain, White

* Wholesale prices increased weekly but at declining rates. Retail prices, likewise, moved upward except on the 3rd week.

- At wholesale, average price at P16.67/kg was **up** by 7.83% from last month's P15.46/kg and by 37.31% relative to last year's P12.14/kg.



- At retail, average price at P22.49/kg was **slightly lower** by 0.04% from last month's price but was **higher** by 44.54% relative to last year's level.



Annex 1

Comparative Farmgate, Wholesale and Retail Prices of Palay, Rice and Corn, Philippines for the month of February 2009

Month/Week	Palay, dry		Well Milled Rice (WMR)			
	Farmgate Prices		Wholesale Prices		Retail Prices	
	Price/kg	% Change	Price/kg	% Change	Price/kg	% Change
Wk 1	15.13	2.23	30.96	2.25	33.93	1.50
Wk 2	15.38	1.65	31.55	1.91	34.25	0.94
Wk 3	15.83	2.93	31.79	0.76	34.48	0.67
Wk 4P	15.93	0.63	31.87	0.25	34.64	0.46
Feb 2009P	15.50	-	31.54	-	34.32	-
Feb 2008	12.05	28.63	24.00	31.42	26.08	31.60
Jan 2009R	14.09	10.01	29.56	6.70	32.89	4.35

Month/Week	Regular Milled Rice (RMR)			
	Wholesale Prices		Retail Prices	
	Price/kg	% Change	Price/kg	% Change
Wk 1	28.13	3.57	30.44	2.15
Wk 2	28.67	1.92	30.84	1.31
Wk 3	28.94	0.94	31.20	1.17
Wk 4P	29.09	0.52	31.40	0.64
Feb 2009P	28.73	-	31.00	-
Feb 2008	21.94	30.95	23.58	31.47
Jan 2009R	26.40	8.83	28.90	7.27

Month/Week	Corngrain, Yellow					
	Farmgate Prices		Wholesale Prices		Retail Prices	
	Price/kg	% Change	Price/kg	% Change	Price/kg	% Change
Wk 1	13.30	-1.41	15.79	-1.50	22.00	4.17
Wk 2	13.80	3.76	16.34	3.48	21.91	-0.41
Wk 3	13.64	-1.16	16.37	0.18	22.45	2.46
Wk 4P	13.58	-0.44	16.25	-0.73	22.20	-1.11
Feb 2009P	13.55	-	16.19	-	22.12	-
Feb 2008	10.60	27.83	12.77	26.78	17.83	24.06
Jan 2009R	12.91	4.96	15.25	6.16	20.24	9.29

Month/Week	Corngrain, White					
	Farmgate Prices		Wholesale Prices		Retail Prices	
	Price/kg	% Change	Price/kg	% Change	Price/kg	% Change
Wk 1	15.72	3.29	16.39	2.18	22.42	0.54
Wk 2	15.90	1.15	16.69	1.83	22.50	0.36
Wk 3	16.24	2.14	16.77	0.48	22.50	0.00
Wk 4P	16.56	1.97	16.82	0.30	22.56	0.27
Feb 2009P	16.06	-	16.67	-	22.49	-
Feb 2008	10.77	49.12	12.14	37.31	15.56	44.54
Jan 2009R	14.51	10.68	15.46	7.83	22.50	-0.04

Note: R-revised; P-preliminary

