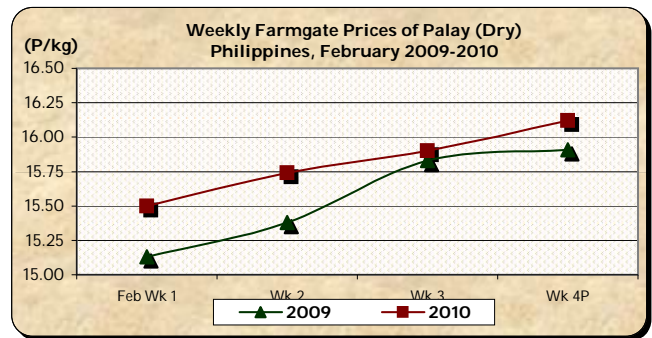


A. Farmgate Price of Palay

* Prices continuously increased throughout the month.

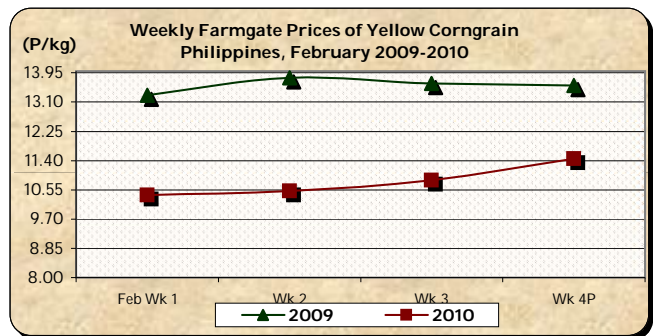
- The average price of P15.77/kg was **higher** than last month's and last year's quotations by 3.55% and 1.81%, respectively.



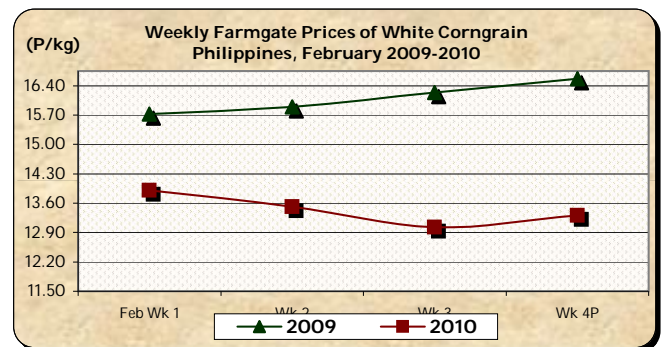
B. Farmgate Prices of Corngrain, Yellow and White

* Yellow corngrain recorded weekly price increments while white corngrain registered decrements on the first three (3) weeks but recovered at the close of the month.

- Yellow corngrain price at P10.84/kg was 7.01% **above** January 2010 price but was 20.00% **below** February 2009 level.



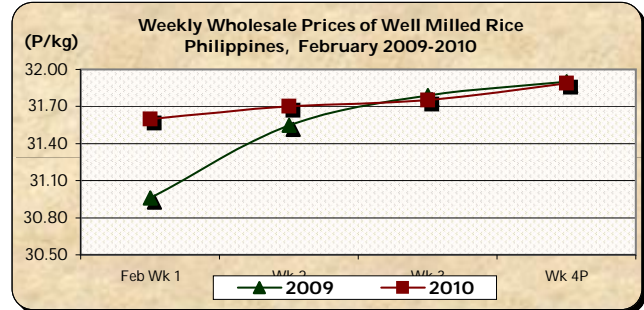
- White corngrain price at P13.48/kg **dropped** from prices of last month and last year by 1.61% and 16.06%, respectively.



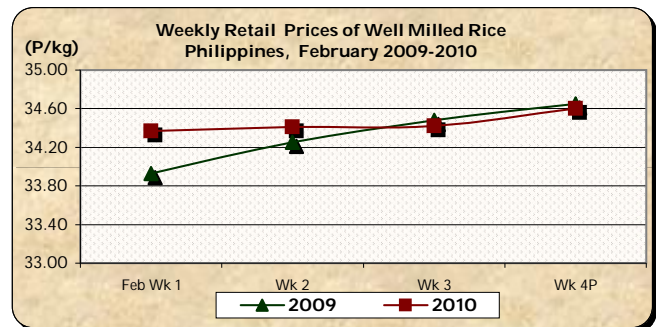
C. Wholesale and Retail Prices of Well Milled Rice (WMR)

* Prices at both wholesale and retail levels sustained weekly uptrends.

■ At wholesale, the average price of P31.73/kg **rose** by 1.47% from last month's P31.27/kg and by 0.60% from last year's P31.54/kg.



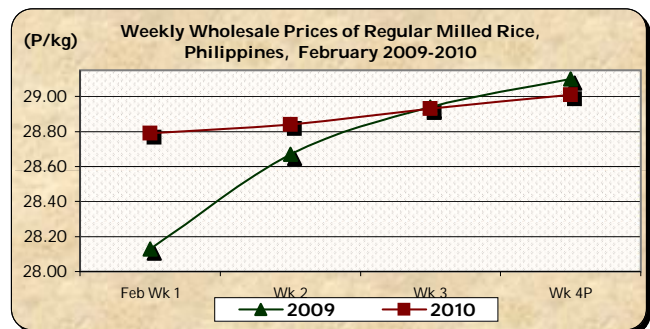
■ At retail, the average price of P34.46/kg **went up** by 0.76% from January 2010 quotation and by 0.38% relative to February 2009 level.



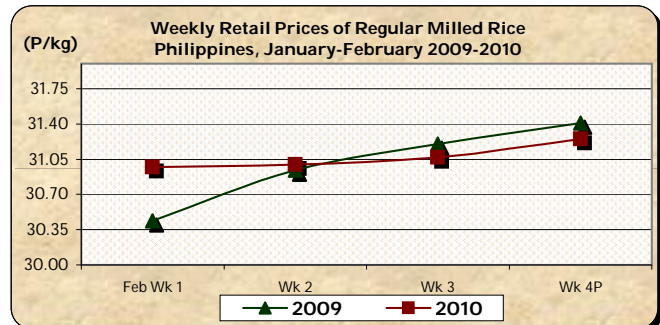
D. Wholesale and Retail Prices of Regular Milled Rice (RMR)

* Continuous upward movements were noted, although there was a decrease in wholesale prices during the 2nd week.

■ The average wholesale price of P28.93/kg **increased** by 1.83% from last month's price and by 0.70% from last year's report.



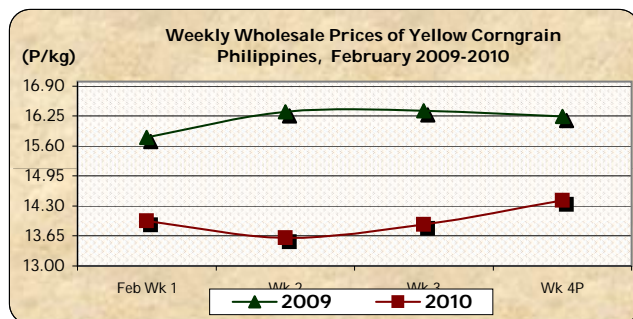
■ The average retail price of P31.07/kg indicated **mark-ups** of 1.37% from last month's quotation and 0.23% from last year's record.



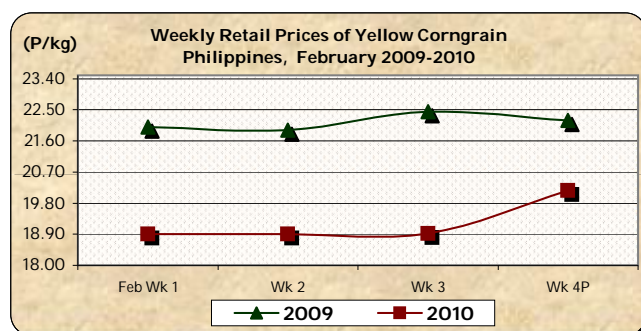
E. Wholesale and Retail Prices of Corngrain, Yellow

* Both wholesale and retail prices registered increases.

■ At wholesale, the average price of P14.13/kg was **up** by 6.32% from last month's level but was **down** by 12.72% relative to February 2009 quotation.



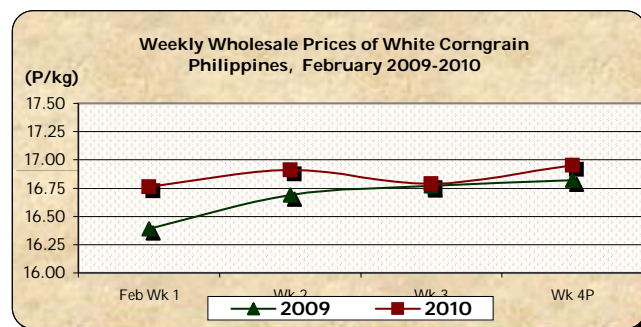
■ At retail, the average price of P19.98/kg was 6.62% **higher** than last month's P18.74/kg but was 9.67% **lower** than last year's P22.12/kg.



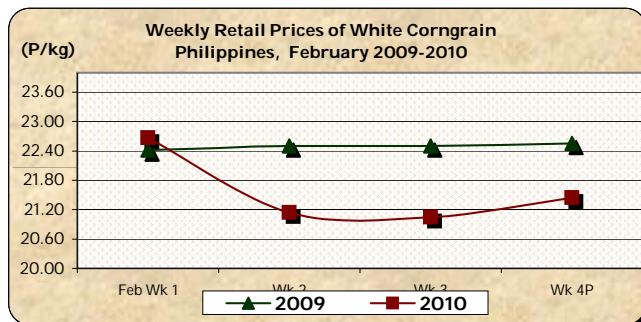
F. Wholesale and Retail Prices of Corngrain, White

* Price fluctuations were recorded at both wholesale and retail levels.

■ The average wholesale price of P16.85/kg recorded a 0.18% **decrement** from last month's level but indicated a 1.08% **increment** relative to last year's price.



■ The average retail price of P22.73/kg posted **mark-ups** of 0.26% and 1.07% from prices of last month and last year, respectively.



Annex 1

Comparative Farmgate, Wholesale and Retail Prices of Palay, Rice and Corn, Philippines for the month of February 2010

Month/Week	Palay, dry		Well Milled Rice (WMR)			
	Farmgate Prices		Wholesale Prices		Retail Prices	
	Price/kg	% Change	Price/kg	% Change	Price/kg	% Change
Wk 1	15.50	0.52	31.60	0.10	34.37	0.12
Wk 2	15.74	1.55	31.70	0.32	34.41	0.12
Wk 3	15.90	1.02	31.75	0.16	34.42	0.03
Wk 4P	16.12	1.38	31.89	0.44	34.60	0.52
Feb 2010P	15.77	-	31.73	-	34.46	-
Feb 2009	15.49	1.81	31.54	0.60	34.33	0.38
Jan 2010	15.23	3.55	31.27	1.47	34.20	0.76

Month/Week	Regular Milled Rice (RMR)			
	Wholesale Prices		Retail Prices	
	Price/kg	% Change	Price/kg	% Change
Wk 1	28.94	0.35	30.97	0.23
Wk 2	28.84	-0.35	31.00	0.10
Wk 3	28.93	0.31	31.07	0.23
Wk 4P	29.01	0.28	31.25	0.58
Feb 2010P	28.93	-	31.07	-
Feb 2009	28.73	0.70	31.00	0.23
Jan 2010	28.41	1.83	30.65	1.37

Month/Week	Corngrain, Yellow					
	Farmgate Prices		Wholesale Prices		Retail Prices	
	Price/kg	% Change	Price/kg	% Change	Price/kg	% Change
Wk 1	10.39	0.78	13.98	3.63	18.90	0.37
Wk 2	10.52	1.25	13.61	-2.65	18.90	0.00
Wk 3	10.83	2.95	13.90	2.13	18.92	0.11
Wk 4P	11.45	5.72	14.42	3.74	20.17	6.61
Feb 2010P	10.84	-	14.13	-	19.98	-
Feb 2009	13.55	-20.00	16.19	-12.72	22.12	-9.67
Jan 2010	10.13	7.01	13.29	6.32	18.74	6.62

Month/Week	Corngrain, White					
	Farmgate Prices		Wholesale Prices		Retail Prices	
	Price/kg	% Change	Price/kg	% Change	Price/kg	% Change
Wk 1	13.91	-0.64	16.76	-1.93	22.67	0.22
Wk 2	13.52	-2.80	16.91	0.89	21.14	-6.75
Wk 3	13.03	-3.62	16.79	-0.71	21.05	-0.43
Wk 4P	13.31	2.15	16.95	0.95	21.44	1.85
Feb 2010P	13.48	-	16.85	-	22.73	-
Feb 2009	16.06	-16.06	16.67	1.08	22.49	1.07
Jan 2010	13.70	-1.61	16.88	-0.18	22.67	0.26

Note: R-revised; P-preliminary

