



## Update on Palay, Rice & Corn Prices, Jan. 31 - Feb. 6, 2007

### A. Farmgate Price of Palay

☀ **Price at farmgate posted a slight mark-up over last week.**

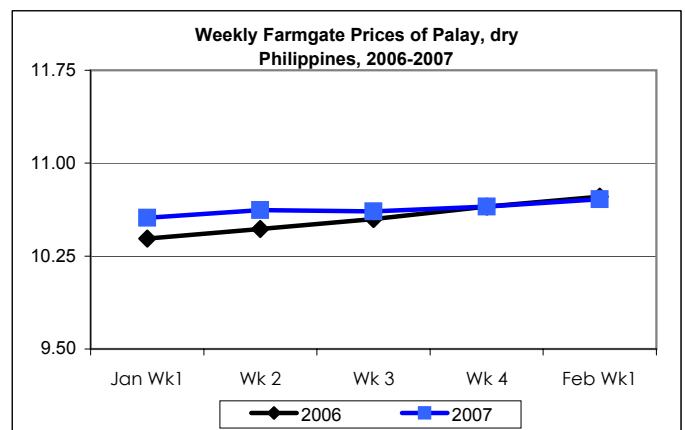
a. At the national level

- Average price at P10.71/kg recorded a slight **increase** of 0.56% from last week's price but **slid** by 0.19% when compared to last year's record.

b. At the provincial level

- Compared to last week, four provinces reported **increases**: Leyte by 5.26%; Nueva Ecija by 4.17%; Davao City by 1.96%; and North Cotabato by 1.94%.
- Price moved **down** in Iloilo by 4.76%.
- **Stable** prices were reflected in La Union, Cagayan, Batangas, Palawan, Albay, Camarines Sur, Zamboanga City, Misamis Oriental and Maguindanao.

Month/Week	Palay, dry			
	Farmgate Prices			
	2006	2007	% Change	
(1)	(2)	(3)	(3)/(2)	(weekly)
Jan Wk1	10.39	10.56	2.42	0.09
Wk 2	10.47	10.62	1.43	0.57
Wk 3	10.55	10.61	0.57	-0.09
Wk 4	10.65	10.65	0.00	0.38
Feb Wk1	10.73	10.71	-0.19	0.56



## B. Wholesale and Retail Prices of Rice, Special

☀ Prices at both levels were generally stable in most provinces.

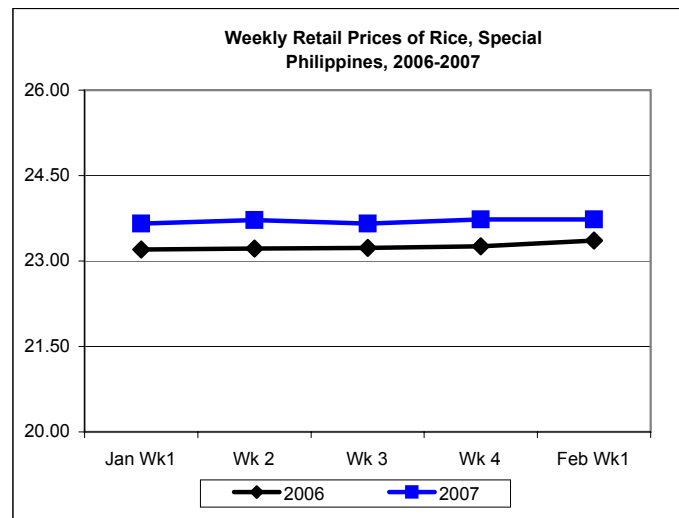
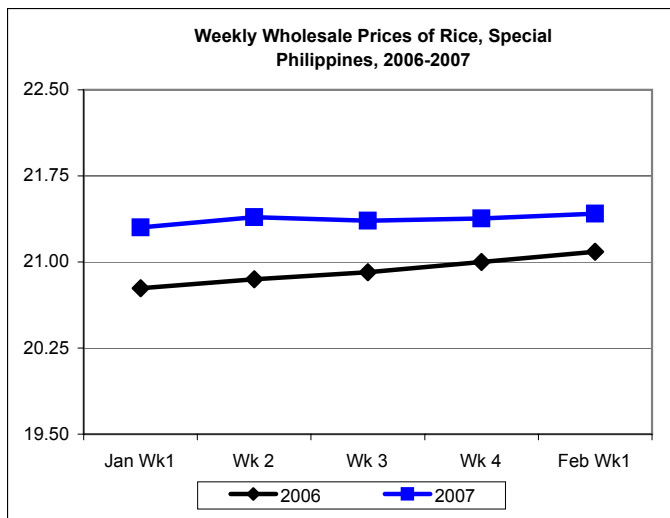
a. At the national level

- From last week's levels, wholesale price which averaged P21.42/kg was **up** by 0.19% while retail price was **maintained** at P23.73/kg. Relative to last year's records, **increments** were 1.56% for wholesale and 1.58% for retail.

b. At the provincial level

- Stable** prices for majority of the provinces with the exception of Iloilo, Cebu and Misamis Oriental which posted **increments** of 1.02%, 0.91% and 1.85%, respectively at wholesale and North Cotabato which reflected a 2.33% increase at retail.

Month/Week	Rice, Special							
	Wholesale Prices				Retail Prices			
	2006	2007	% Change		2006	2007	% Change	
(1)	(2)	(3)	(3)/(2)	(weekly)	(6)	(7)	(7)/(6)	(weekly)
Jan Wk1	20.77	21.30	2.55	0.24	23.20	23.66	1.98	0.21
Wk 2	20.85	21.39	2.59	0.42	23.22	23.72	2.15	0.25
Wk 3	20.91	21.36	2.15	-0.14	23.23	23.66	1.85	-0.25
Wk 4	21.00	21.38	1.81	0.09	23.26	23.73	2.02	0.30
Feb Wk1	21.09	21.42	1.56	0.19	23.36	23.73	1.58	0.00



### C. Wholesale and Retail Prices of Rice, Ordinary

☀ Prices at wholesale inched up anew with rates of change getting more sluggish. Retail price slid after weeks of increases.

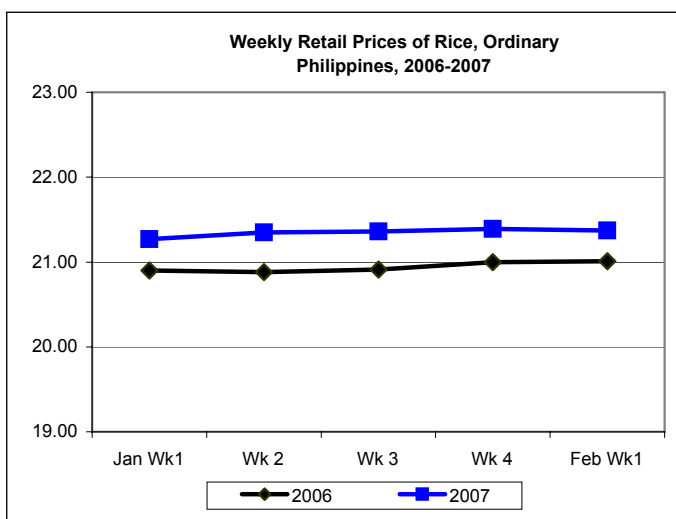
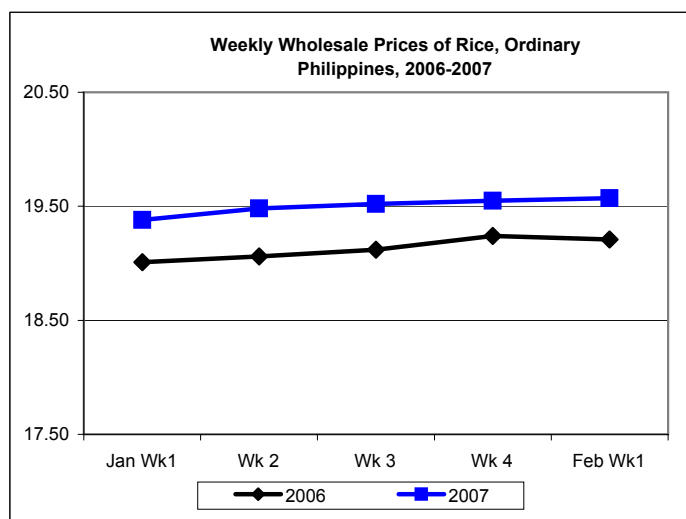
a. At the national level

- Wholesale price averaged P19.57/kg and indicated a 0.10% **increase** while retail price at P21.37/kg **decreased** by 0.09% compared to last week's prices. Over last year's records, prices **grew** by 1.87% at wholesale and by 1.71% at retail.

b. At the provincial level

- At wholesale, prices went **higher** in Cagayan by 1.09%. **Decreases** were registered in Davao City by 2.91% and in North Cotabato by 1.10%.
- At retail, price went **down** in North Cotabato by 2.44% while it **increased** in Cebu by 2.27%.

Month/Week	Rice, Ordinary							
	Wholesale Prices				Retail Prices			
	2006	2007	% Change		2006	2007	% Change	
(1)	(2)	(3)	(3)/(2)	(weekly)	(6)	(7)	(7)/(6)	(weekly)
Jan Wk1	19.01	19.38	1.95	0.62	20.90	21.27	1.77	0.28
Wk 2	19.06	19.48	2.20	0.52	20.88	21.35	2.25	0.38
Wk 3	19.12	19.52	2.09	0.21	20.91	21.36	2.15	0.05
Wk 4	19.24	19.55	1.61	0.15	21.00	21.39	1.86	0.14
Feb Wk1	19.21	19.57	1.87	0.10	21.01	21.37	1.71	-0.09



### D. Farmgate Prices of Corngrain, Yellow and White

✦ Prices of yellow corngrain were on the uptrend while prices of white corngrain continuously fluctuated.

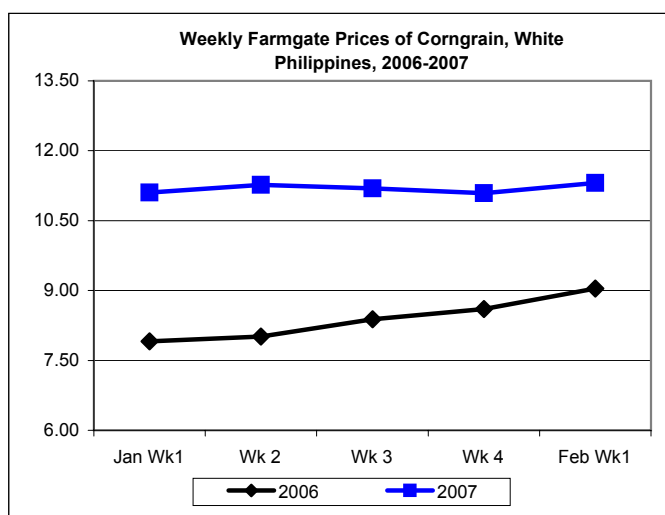
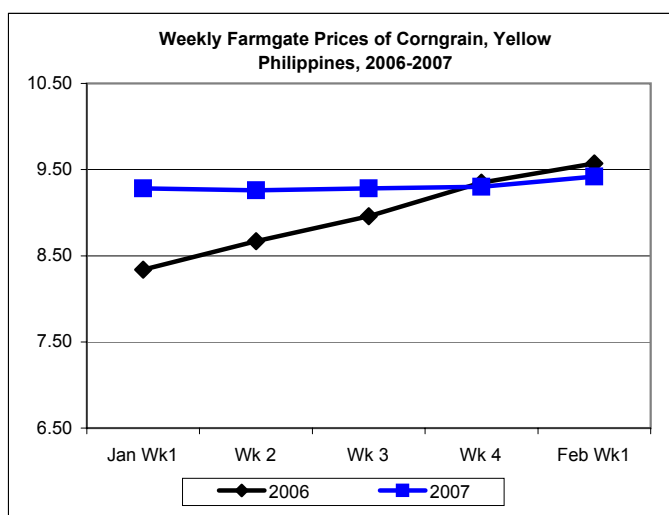
a. At the national level

- Yellow corngrain price at P9.42/kg and white corngrain price at P11.31/kg indicated respective **increases** of 1.29% and 1.98% from previous week's records. Prices relative to 2006 **slipped** by 1.57% for yellow variety but **gained** by 25.11% for white variety.

b. At the provincial level

- For yellow corngrain, prices were **up** in the provinces of Cagayan by 20.48%, in North Cotabato by 5.38%, in Camarines Sur by 4.44%, in South Cotabato by 1%, in Sultan Kudarat by 0.61% and in Sarangani by 0.54%.
- For white corngrain, prices **increased** by 0.99% in Sarangani while these **dropped** in North and South Cotabato by 0.94%.

Month/Week	Farmgate Prices							
	Corngrain, Yellow				Corngrain, White			
	2006	2007	% Change		2006	2007	% Change	
(1)	(2)	(3)	(3)/(2)	(weekly)	(6)	(7)	(7)/(6)	(weekly)
Jan Wk1	8.34	9.28	11.27	1.53	7.91	11.10	40.33	5.51
Wk 2	8.67	9.26	6.81	-0.22	8.01	11.27	40.70	1.53
Wk 3	8.96	9.28	3.57	0.22	8.38	11.19	33.53	-0.71
Wk 4	9.35	9.30	-0.53	0.22	8.60	11.09	28.95	-0.89
Feb Wk1	9.57	9.42	-1.57	1.29	9.04	11.31	25.11	1.98



## E. Wholesale and Retail Prices of Corngrain, Yellow

### ✦ Wholesale price recovered while retail price remained at last week's level.

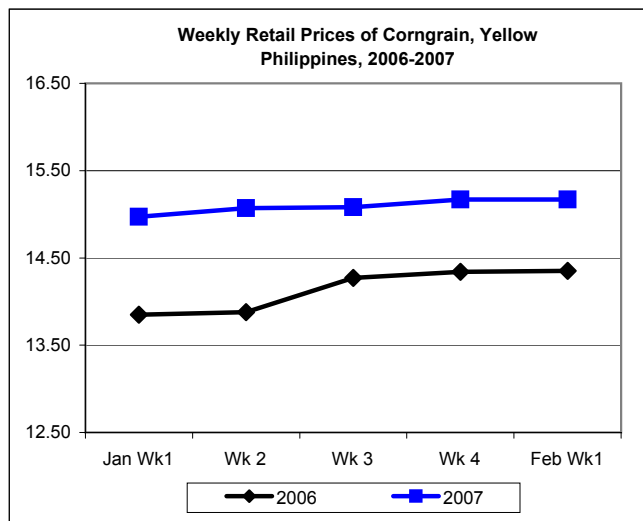
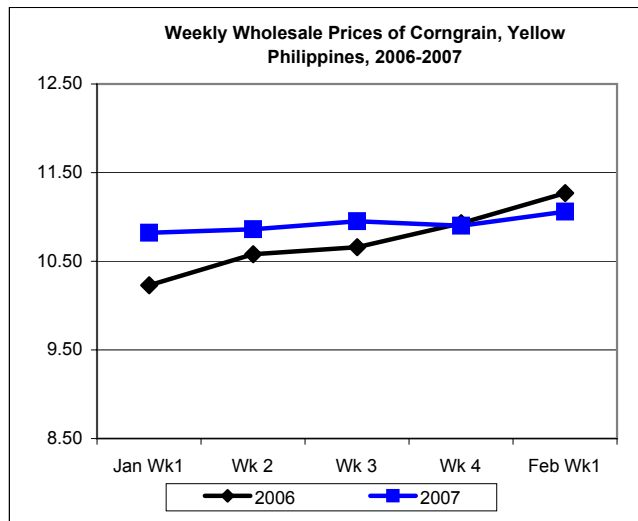
#### a. At the national level

- Wholesale price at P11.06/kg was **up** by 1.47% while retail price **remained** at last week's level of P15.17/kg. Compared to last year's prices, wholesale price **decreased** by 1.86% but retail price **inched up** by 5.71%.

#### b. At the provincial level

- Wholesale price **dropped** by 2.75% in South Cotabato. Remaining provinces registered stable prices.
- Stable** retail prices were reflected in most reporting provinces.

Month/Week	Corngrain, Yellow							
	Wholesale Prices				Retail Prices			
	2006	2007	% Change		2006	2007	% Change	
(1)	(2)	(3)	(3)/(2)	(weekly)	(6)	(7)	(7)/(6)	(weekly)
Jan Wk1	10.23	10.82	6.08	2.46	13.85	14.97	8.32	2.46
Wk 2	10.58	10.86	2.65	0.37	13.88	15.07	8.57	0.67
Wk 3	10.66	10.95	2.72	0.83	14.27	15.08	5.68	0.07
Wk 4	10.93	10.90	-0.27	-0.46	14.34	15.17	5.79	0.60
Feb Wk1	11.27	11.06	-1.86	1.47	14.35	15.17	5.71	0.00



## F. Wholesale and Retail Prices of Corngrain, White

☀ **Wholesale price recovered after last week's softening while retail price was on its second week of downtrend.**

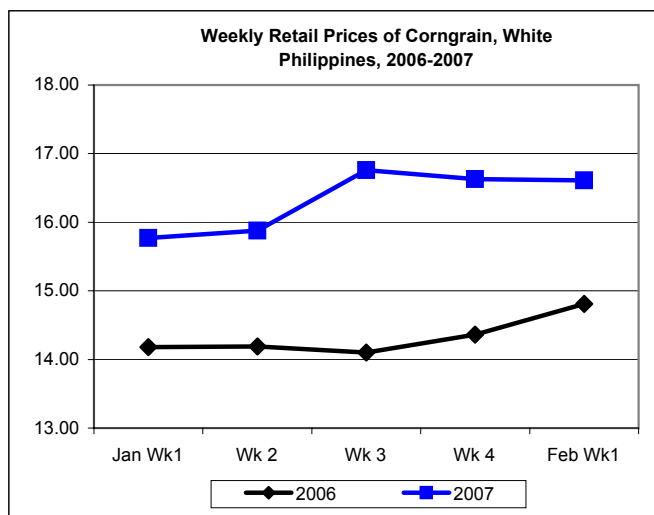
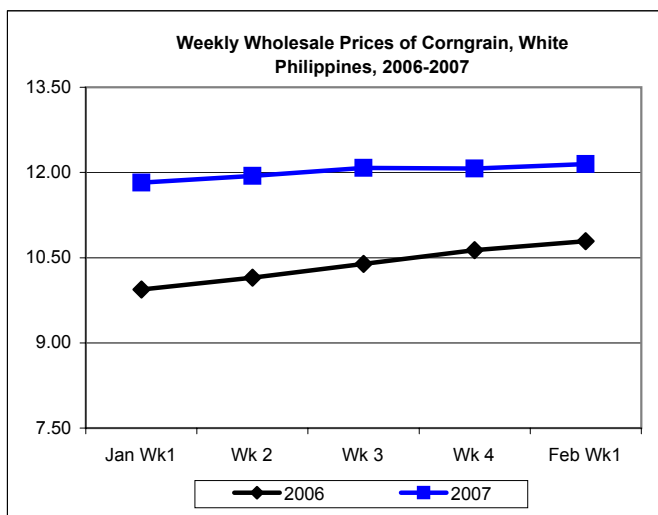
a. At the national level

- Wholesale price which averaged P12.15/kg was **up** by 0.66% while retail price at P16.61/kg **slid** by 0.12% from last week's quotations. Prices were **higher** from last year's records by 12.60% at wholesale and by 12.15% at retail.

b. At the provincial level

- Stable** prices at both levels in most provinces except for **increases** reflected in Samar by 5.88% and in Cagayan by 2.94% at wholesale level; and a **decrement** in Basilan by 1.38% at retail level.

Month/Week	Corngrain, White							
	Wholesale Prices				Retail Prices			
	2006	2007	% Change		2006	2007	% Change	
(1)	(2)	(3)	(3)/(2)	(weekly)	(6)	(7)	(7)/(6)	(weekly)
Jan Wk1	9.94	11.82	18.20	1.29	14.18	15.77	10.67	7.94
Wk 2	10.15	11.94	17.64	1.02	14.19	15.88	11.91	0.70
Wk 3	10.39	12.08	16.27	1.17	14.10	16.76	18.87	5.54
Wk 4	10.63	12.07	13.55	-0.08	14.36	16.63	15.81	-0.78
Feb Wk1	10.79	12.15	12.60	0.66	14.81	16.61	12.15	-0.12



**Annex 1**  
**Comparative Weekly Farmgate Prices of Palay in Selected Areas**  
for the periods January 24-30 and Jan. 31-Feb. 6, 2007 and February 1-7, 2006

(peso per kilogram)

Selected Province/City	Farm Price (Palay, dry)				
	This Week	Last Week	Comparable wk last yr	% change	
	Jan. 31-Feb. 6	Jan. 24-30	Feb. 1-7	(2)/(3)	(2)/(4)
	2007		2006	(5)	(6)
(1)	(2)	(3)	(4)	(5)	(6)
La Union	10.20	10.20	11.00	0.00	-7.27
Cagayan	10.50	10.50	10.50	0.00	0.00
Nueva Ecija	12.50	12.00	12.50	4.17	0.00
Batangas	11.00	11.00	12.00	0.00	-8.33
Palawan	10.50	10.50	10.00	0.00	5.00
Albay	8.81	8.81	9.65	0.00	-8.70
Camarines Sur	10.07	10.07	10.07	0.00	0.00
Iloilo	10.00	10.50	9.75	-4.76	2.56
Leyte	10.00	9.50	9.50	5.26	5.26
Zamboanga City	9.44	9.44	9.70	0.00	-2.68
Misamis Oriental	10.75	10.75	-	0.00	-
Davao City	10.91	10.70	10.80	1.96	1.02
North Cotabato	10.50	10.30	10.70	1.94	-1.87
Agusan del Norte	11.26	-	8.96	-	25.67
Maguindanao	9.86	9.86	9.96	0.00	-1.00
Other Provinces 1/	10.81	10.76	10.86	0.46	-0.46
PHILIPPINES 2/	10.71	10.65	10.73	0.56	-0.19

1/ - Average prices in the remaining reporting provinces.

2/ - Average prices for all reporting provinces.

## Annex 2

### Comparative Weekly Wholesale and Retail Prices of Rice in Selected Areas for the periods January 24-30 and Jan. 31-Feb. 6, 2007 and February 1-7, 2006

(peso per kilogram)

Selected Province/City	Rice, special									
	Wholesale					Retail				
	This Week Jan. 31-Feb. 6	Last Week Jan. 24-30	Comp. wk last yr Feb. 1-7	% change		This Week Jan. 31-Feb. 6	Last Week Jan. 24-30	Comp. wk last yr Feb. 1-7	% change	
	2007	2006	(2)/(3)	(2)/(4)	2007	2006	(7)/(8)	(7)/(9)		
(1)	(2)	(3)	(5)	(6)	(7)	(8)	(9)	(10)	(11)	
Metro Manila	21.43	21.43	20.41	0.00	5.00	24.00	24.00	23.00	0.00	4.35
Benguet	21.00	21.00	21.00	0.00	0.00	22.00	22.00	22.00	0.00	0.00
La Union	21.00	21.00	23.00	0.00	-8.70	24.00	24.00	24.00	0.00	0.00
Cagayan	20.00	20.00	19.40	0.00	3.09	22.00	22.00	22.00	0.00	0.00
Nueva Ecija	21.00	21.00	20.00	0.00	5.00	23.00	23.00	23.00	0.00	0.00
Batangas	22.00	22.00	21.00	0.00	4.76	23.00	23.00	23.00	0.00	0.00
Palawan	23.00	23.00	22.00	0.00	4.55	25.00	25.00	23.00	0.00	8.70
Albay	19.40	19.40	20.00	0.00	-3.00	24.00	24.00	22.00	0.00	9.09
Camarines Sur	23.50	23.50	22.00	0.00	6.82	24.50	24.50	24.00	0.00	2.08
Iloilo	19.80	19.60	18.40	1.02	7.61	27.00	27.00	26.00	0.00	3.85
Cebu	22.20	22.00	22.00	0.91	0.91	24.00	24.00	24.00	0.00	0.00
Leyte	20.00	20.00	20.00	0.00	0.00	24.00	24.00	24.00	0.00	0.00
Zamboanga City	25.00	25.00	21.00	0.00	19.05	26.00	26.00	23.00	0.00	13.04
Misamis Oriental	22.00	21.60	22.00	1.85	0.00	25.00	25.00	25.00	0.00	0.00
Davao City	24.00	24.00	22.60	0.00	6.19	25.00	25.00	24.00	0.00	4.17
North Cotabato	19.60	19.60	18.80	0.00	4.26	22.00	21.50	21.00	2.33	4.76
Agusan del Norte	-	-	-	-	-	23.00	23.00	23.00	0.00	0.00
Maguindanao	22.00	22.00	20.00	0.00	10.00	22.00	22.00	22.00	0.00	0.00
Other Provinces 1/	21.37	21.34	21.19	0.14	0.85	23.69	23.70	23.40	-0.04	1.24
PHILIPPINES 2/	21.42	21.38	21.09	0.19	1.56	23.73	23.73	23.36	0.00	1.58

1/ - Average prices in the remaining reporting provinces.

2/ - Average prices for all reporting provinces.

Selected Province/City	Rice, ordinary									
	Wholesale					Retail				
	This Week Jan. 31-Feb. 6	Last Week Jan. 24-30	Comp. wk last yr Feb. 1-7	% change		This Week Jan. 31-Feb. 6	Last Week Jan. 24-30	Comp. wk last yr Feb. 1-7	% change	
	2007	2006	(2)/(3)	(2)/(4)	2007	2006	(7)/(8)	(7)/(9)		
(1)	(2)	(3)	(4)	(5)	(6)	(7)	(8)	(9)	(10)	(11)
Metro Manila	19.59	19.59	18.36	0.00	6.70	22.00	22.00	22.00	0.00	0.00
Benguet	19.00	19.00	19.00	0.00	0.00	20.00	20.00	20.00	0.00	0.00
La Union	19.00	19.00	22.00	0.00	-13.64	22.00	22.00	23.00	0.00	-4.35
Cagayan	18.60	18.40	18.20	1.09	2.20	19.50	19.50	20.00	0.00	-2.50
Nueva Ecija	19.00	19.00	18.00	0.00	5.56	20.00	20.00	20.00	0.00	0.00
Batangas	18.00	18.00	18.00	0.00	0.00	21.00	21.00	20.00	0.00	5.00
Palawan	20.00	20.00	19.00	0.00	5.26	20.00	20.00	20.00	0.00	0.00
Albay	18.60	18.60	19.00	0.00	-2.11	21.00	21.00	21.00	0.00	0.00
Camarines Sur	20.00	20.00	19.00	0.00	5.26	22.00	22.00	21.50	0.00	2.33
Iloilo	18.00	18.00	17.60	0.00	2.27	23.00	23.00	22.00	0.00	4.55
Cebu	20.60	20.60	20.00	0.00	3.00	22.50	22.00	21.00	2.27	7.14
Leyte	18.00	18.00	18.00	0.00	0.00	22.00	22.00	21.00	0.00	4.76
Zamboanga City	20.20	20.20	19.60	0.00	3.06	21.00	21.00	20.00	0.00	5.00
Misamis Oriental	20.40	20.40	20.35	0.00	0.25	23.00	23.00	22.00	0.00	4.55
Davao City	20.00	20.60	19.00	-2.91	5.26	22.00	22.00	20.00	0.00	10.00
North Cotabato	18.00	18.20	18.00	-1.10	0.00	20.00	20.50	19.00	-2.44	5.26
Agusan del Norte	-	-	-	-	-	20.00	20.00	20.00	0.00	0.00
Maguindanao	19.00	19.00	19.00	0.00	0.00	20.00	20.00	20.00	0.00	0.00
Other Provinces 1/	19.70	19.66	19.29	0.20	2.13	21.43	21.46	21.09	-0.14	1.61
PHILIPPINES 2/	19.57	19.55	19.21	0.10	1.87	21.37	21.39	21.00	-0.09	1.76

1/ - Average prices in the remaining reporting provinces.

2/ - Average prices for all reporting provinces.



**Annex 3**  
**Comparative Weekly Farmgate Prices of Corngrain in Selected Areas**  
for the periods January 24-30 and Jan. 31-Feb. 6, 2007 and February 1-7, 2006

(peso per kilogram)

Selected Province/City	Farmgate Price									
	Corngrain, Yellow					Corngrain, White				
	This Week	Last Week	Comp. wk last yr	% change		This Week	Last Week	Comp. wk last yr	% change	
	Jan. 31-Feb. 6	Jan. 24-30	Feb. 1-7	(2)/(3)	(2)/(4)	Jan. 31-Feb. 6	Jan. 24-30	Feb. 1-7	(7)/(8)	(7)/(9)
(1)	2007	2006	(5)	(6)	2007	2006	(9)	(10)	(11)	
Cagayan	10.00	8.30	9.00	20.48	11.11	-	-	-	-	-
Isabela	9.80	9.80	10.50	0.00	-6.67	15.00	15.00	10.00	0.00	50.00
Albay	8.50	8.50	8.50	0.00	0.00	-	-	-	-	-
Camarines Sur	9.40	9.00	11.50	4.44	-18.26	-	-	-	-	-
Leyte	-	-	-	-	-	7.00	7.00	5.00	0.00	40.00
Bukidnon	9.70	9.70	9.50	0.00	2.11	10.00	10.00	9.00	0.00	11.11
North Cotabato	9.80	9.30	9.70	5.38	1.03	10.50	10.60	9.70	-0.94	8.25
Sarangani	9.30	9.25	9.85	0.54	-5.58	10.20	10.10	9.50	0.99	7.37
South Cotabato	10.10	10.00	10.20	1.00	-0.98	10.50	10.60	10.00	-0.94	5.00
Sultan Kudarat	9.83	9.77	10.13	0.61	-2.96	10.50	10.50	10.03	0.00	4.69
Lanao del Sur	8.75	8.75	-	0.00	-	7.75	7.75	-	0.00	-
Maguindanao	8.70	8.70	8.60	0.00	1.16	9.20	9.20	8.60	0.00	6.98
Other Provinces 1/	9.41	9.32	9.39	0.97	0.21	11.84	11.51	9.07	2.87	30.54
PHILIPPINES 2/	9.42	9.30	9.57	1.29	-1.57	11.31	11.09	9.04	1.98	25.11

1/ - Average prices in the remaining reporting provinces.

2/ - Average prices for all reporting provinces.

### Annex 4

#### Comparative Weekly Wholesale and Retail Prices of Corngrain in Selected Areas for the periods January 24-30 and Jan. 31-Feb. 6, 2007 and February 1-7, 2006

(peso per kilogram)

Selected Province/City	Corngrain, Yellow									
	Wholesale					Retail				
	This Week Jan. 31-Feb. 6	Last Week Jan. 24-30	Comp. wk last yr Feb. 1-7	% change		This Week Jan. 31-Feb. 6	Last Week Jan. 24-30	Comp. wk last yr Feb. 1-7	% change	
	2007		2006		(2)/(3)	(2)/(4)	2007		2006	
(1)	(2)	(3)	(4)	(5)	(6)	(7)	(8)	(9)	(10)	(11)
La Union	-	-	-	-	-	13.00	13.00	13.00	0.00	0.00
Isabela	10.00	10.00	12.00	0.00	-16.67	-	-	-	-	-
Batangas	12.20	-	13.00	-	-6.15	-	-	15.00	-	-
Palawan	-	-	-	-	-	11.00	11.00	12.00	0.00	-8.33
Iloilo	9.50	9.50	9.15	0.00	3.83	16.00	16.00	14.00	0.00	14.29
Negros Occ.	11.00	11.00	10.00	0.00	10.00	15.00	15.00	14.00	0.00	7.14
South Cotabato	10.60	10.90	10.60	-2.75	0.00	-	-	-	-	-
Sultan Kudarat	10.40	10.40	10.75	0.00	-3.26	10.70	10.70	10.80	0.00	-0.93
Basilan	13.70	13.70	13.50	0.00	1.48	15.00	15.00	14.50	0.00	3.45
Maguindanao	9.50	9.50	9.80	0.00	-3.06	-	-	-	-	-
Other Provinces 1/	11.33	11.13	11.29	1.80	0.35	16.10	16.10	15.07	0.00	6.83
PHILIPPINES 2/	11.06	10.90	11.27	1.47	-1.86	15.17	15.17	14.35	0.00	5.71

1/ - Average prices in the remaining reporting provinces.

2/ - Average prices for all reporting provinces.

Selected Province/City	Corngrain, White									
	Wholesale					Retail				
	This Week Jan. 31-Feb. 6	Last Week Jan. 24-30	Comp. wk last yr Feb. 1-7	% change		This Week Jan. 31-Feb. 6	Last Week Jan. 24-30	Comp. wk last yr Feb. 1-7	% change	
	2007		2006		(2)/(3)	(2)/(4)	2007		2006	
(1)	(2)	(3)	(4)	(5)	(6)	(7)	(8)	(9)	(10)	(11)
Pangasinan	19.00	19.00	-	0.00	-	21.00	21.00	-	0.00	-
Cagayan	10.50	10.20	-	2.94	-	-	-	-	-	-
Laguna	17.50	17.50	18.00	0.00	-2.78	25.00	25.00	24.00	0.00	4.17
Mindoro Occ.	-	-	-	-	-	15.00	15.00	15.00	0.00	0.00
Leyte	9.00	9.00	7.00	0.00	28.57	10.00	10.00	10.00	0.00	0.00
Samar	9.00	8.50	7.00	5.88	28.57	13.00	13.00	13.00	0.00	0.00
Zamboanga City	-	-	-	-	-	15.00	15.00	14.00	0.00	7.14
Davao Oriental	11.20	11.20	10.50	0.00	6.67	-	-	-	-	-
South Cotabato	11.00	11.00	10.40	0.00	5.77	-	-	-	-	-
Sultan Kudarat	11.10	11.10	10.53	0.00	5.41	11.15	11.15	10.70	0.00	4.21
Basilan	13.00	13.00	13.00	0.00	0.00	14.30	14.50	13.80	-1.38	3.62
Maguindanao	10.20	10.20	9.90	0.00	3.03	-	-	-	-	-
Philippines 1/	12.15	12.07	10.79	0.66	12.60	16.61	16.63	14.81	-0.12	12.15

1/ - Average prices for all the above provinces.