



Special Release No.: 2017 - 43

Quezon City, Philippines

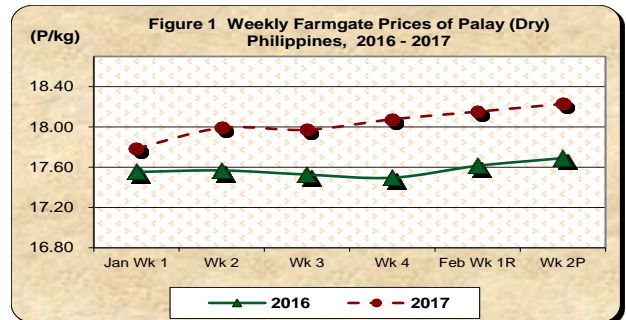
If you want to know more about these statistics
write or call Price Statistics Division
☎ 376-19-59
PSA Website: www.psa.gov.ph

**UPDATES ON PALAY, RICE AND CORN PRICES
Second Week of February 2017**

A. Farmgate Prices of Palay

*** Palay at the farmgate maintains its price increase**

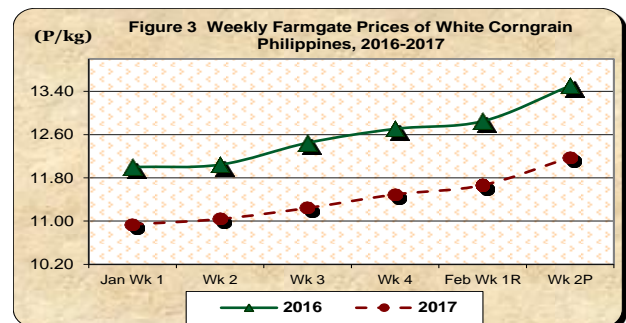
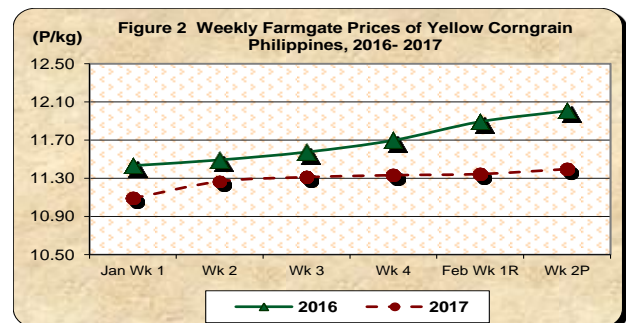
- Farmgate price of palay during the week at P18.23/kg **moved up** by 0.43 percent from a week ago level of P18.15/kg and by 3.05 percent from the previous year's record of P17.69/kg (*Table 1*).



B. Farmgate Prices of Yellow and White Corngrains

*** Both yellow and white corngrains still exhibit higher farmgate prices during the week**

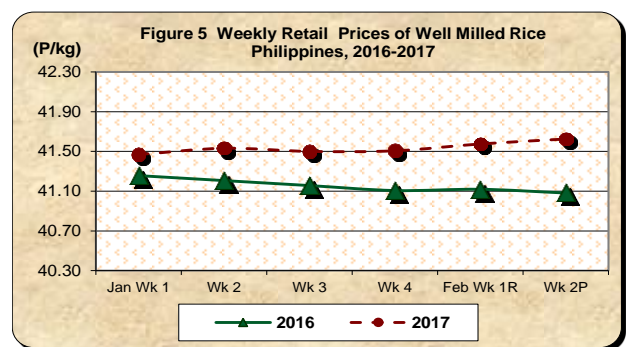
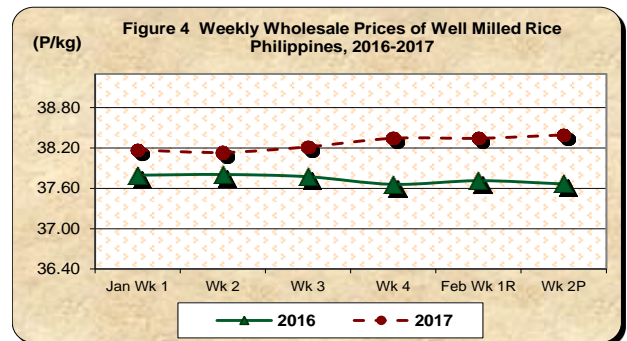
- The average price of yellow corngrain was registered at P11.40/kg during the week. This was **higher** by 0.46 percent from previous week's level. However, it was **lower** compared to its previous year's quotation of P12.01/kg (*Table 2*).
- The average price of white corngrain at P12.18/kg during the week **went up** by 4.40 percent from previous week's level. On the other hand, its price **decreased** by 9.81 percent compared to the same week a year ago (*Table 2*).



C. Wholesale and Retail Prices of Well Milled Rice (WMR)

* Higher rates of price increases are registered this week at both wholesale and retail trades of well milled rice

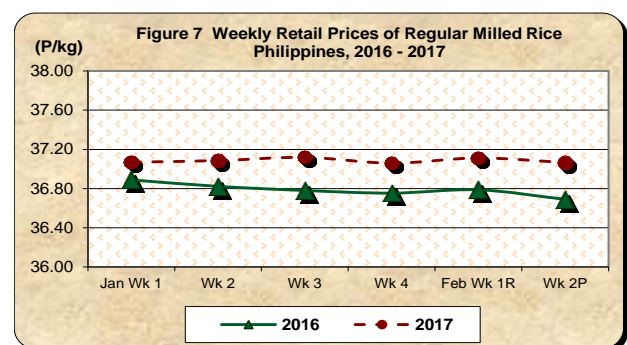
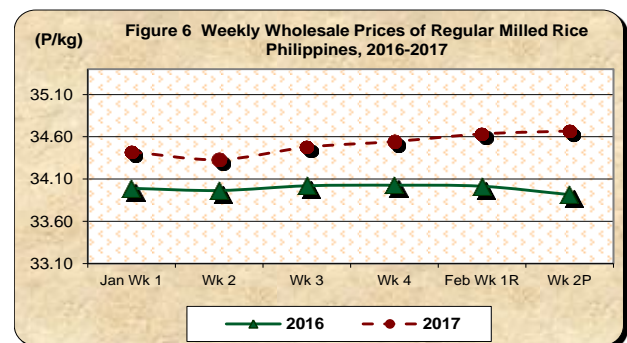
- At the wholesale trade, the average price of well milled rice at P38.39/kg **inched up** by 0.13 percent from previous week's record. It likewise **gained** by 1.93 percent from previous year's price of P37.66/kg (*Table 1*).
- The average retail price of well milled rice at P41.63/kg during the week **rose** by 0.12 percent from P41.58/kg in the previous week. Similarly, it **picked up** by 1.32 percent from previous year's quotation of P41.08/kg (*Table 1*).



D. Wholesale and Retail Prices of Regular Milled Rice (RMR)

* Wholesale price of regular milled rice continues to climb while that of retail price shows downward movement

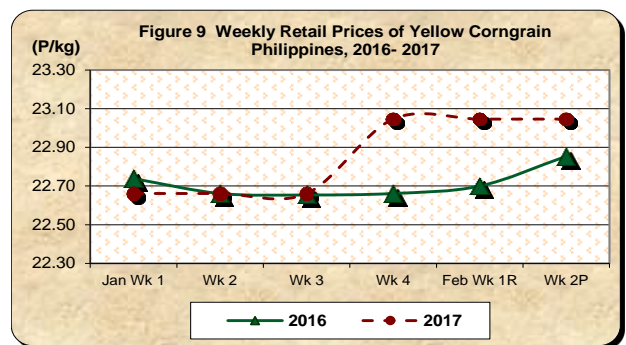
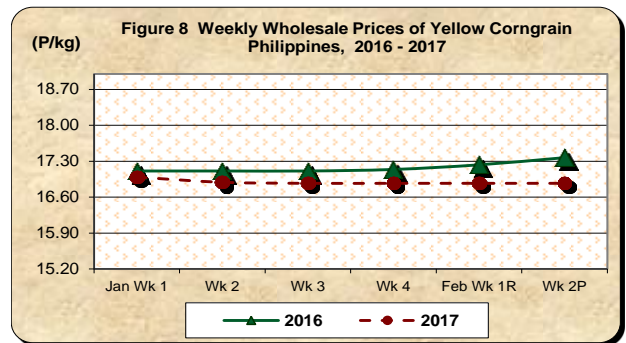
- Measured from a week ago level, the average wholesale price of regular milled rice at P34.67/kg during the week **increased** by 0.10 percent. This week's price level was also **higher** by 2.22 percent compared to the same period in February 2016 (*Table 1*).
- The average retail price of regular milled rice at P37.07/kg was **cheaper** by 0.12 percent from previous week's level of P37.11/kg. On the other hand, it **rose** by 1.02 percent from previous year's record (*Table 1*).



E. Wholesale and Retail Prices of Corngrain, Yellow

★ Both wholesale and retail trades of yellow corngrain remain stable during the week

- The average wholesale price of yellow corngrain **remained** at P16.87/kg for four (4) consecutive weeks now. On the other hand, it **fell** by 2.88 percent from the price of the same week in February 2016 (*Table 2*).
- The average retail price of yellow corngrain **maintained** its level of P23.05/kg for three (3) consecutive weeks now. Compared to its previous year's price level of P22.85/kg, it was, however, **higher** by 0.84 percent (*Table 2*).



F. Wholesale and Retail Prices of Corngrain, White

★ Higher prices of white corngrain at both wholesale and retail are observed during the week

- The average wholesale price of white corngrain at P16.75/kg **climbed** by 7.72 percent from previous week's level. Compared to the same week in the previous year, it was **lower** by 9.46 percent (*Table 2*).
- The average retail price of white corngrain at P26.43/kg further **moved upward** by 2.45 percent from a week ago level. It was also **higher** by 5.65 percent relative to the same week in the previous year (*Table 2*).

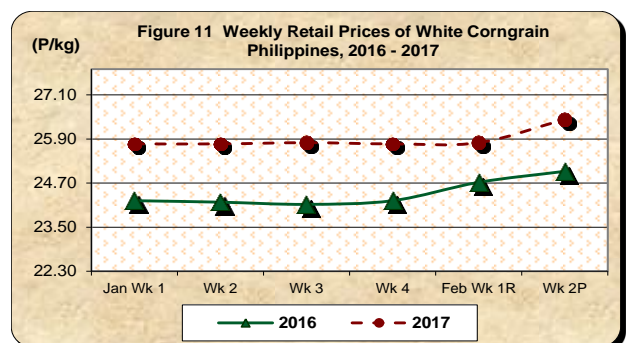
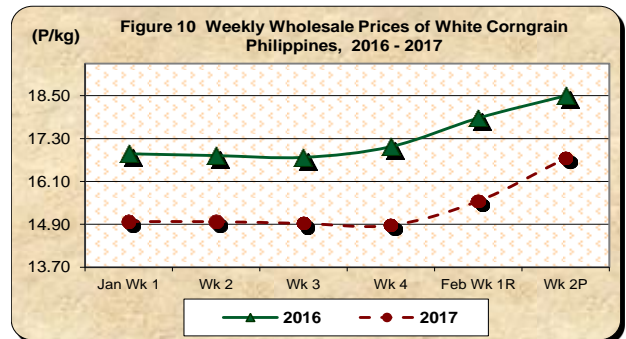


Table 1 Weekly Farmgate, Wholesale and Retail Prices of Palay and Rice in the Philippines
(First Week of January 2017 to Second Week of February 2017)

(Prices per Kilogram)

| Month/Week | Palay (Dry) | | | | Well Milled Rice (WMR) | | | | | | | |
|-----------------------|-----------------|-------|----------|--------|------------------------|-------|----------|--------|---------------|-------|----------|--------|
| | Farmgate Prices | | | | Wholesale Prices | | | | Retail Prices | | | |
| | 2017 | 2016 | % Change | | 2017 | 2016 | % Change | | 2017 | 2016 | % Change | |
| | | | Annual | Weekly | | | Annual | Weekly | | | Annual | Weekly |
| (1) | (2) | (3) | (4) | (5) | (6) | (7) | (8) | (9) | (10) | (11) | (12) | |
| Jan Wk 1 | 17.79 | 17.55 | 1.33 | -0.60 | 38.17 | 37.80 | 0.99 | -0.20 | 41.47 | 41.26 | 0.52 | 0.15 |
| Wk 2 | 17.99 | 17.57 | 2.40 | 1.15 | 38.13 | 37.81 | 0.87 | -0.09 | 41.53 | 41.21 | 0.79 | 0.15 |
| Wk 3 | 17.97 | 17.53 | 2.54 | -0.10 | 38.22 | 37.77 | 1.18 | 0.22 | 41.50 | 41.16 | 0.84 | -0.08 |
| Wk 4 | 18.08 | 17.50 | 3.32 | 0.58 | 38.34 | 37.66 | 1.82 | 0.33 | 41.51 | 41.11 | 0.97 | 0.02 |
| Feb Wk 1 ^R | 18.15 | 17.61 | 3.06 | 0.42 | 38.34 | 37.71 | 1.67 | 0.00 | 41.58 | 41.12 | 1.11 | 0.17 |
| Wk 2 ^P | 18.23 | 17.69 | 3.05 | 0.43 | 38.39 | 37.66 | 1.93 | 0.13 | 41.63 | 41.08 | 1.32 | 0.12 |

Table 1- (Concluded)

| Month/Week | Regular Milled Rice (RMR) | | | | | | | |
|-----------------------|---------------------------|-------|----------|--------|---------------|-------|----------|--------|
| | Wholesale Prices | | | | Retail Prices | | | |
| | 2017 | 2016 | % Change | | 2017 | 2016 | % Change | |
| | | | Annual | Weekly | | | Annual | Weekly |
| (13) | (14) | (15) | (16) | (17) | (18) | (19) | (20) | |
| Jan Wk 1 | 34.42 | 33.99 | 1.27 | 0.21 | 37.07 | 36.89 | 0.49 | 0.10 |
| Wk 2 | 34.33 | 33.96 | 1.07 | -0.27 | 37.09 | 36.82 | 0.71 | 0.04 |
| Wk 3 | 34.48 | 34.02 | 1.34 | 0.43 | 37.12 | 36.78 | 0.92 | 0.09 |
| Wk 4 | 34.54 | 34.03 | 1.52 | 0.19 | 37.06 | 36.75 | 0.83 | -0.16 |
| Feb Wk 1 ^R | 34.63 | 34.01 | 1.82 | 0.26 | 37.11 | 36.79 | 0.88 | 0.14 |
| Wk 2 ^P | 34.67 | 33.92 | 2.22 | 0.10 | 37.07 | 36.69 | 1.02 | -0.12 |

Table 2 Weekly Farmgate, Wholesale and Retail Prices of Corn in the Philippines
(First Week of January 2017 to Second Week of February 2017)

(Prices per Kilogram)

| Month/Week | Corngrain, Yellow | | | | | | | | | | | |
|-----------------------|-------------------|-------|----------|--------|------------------|-------|----------|--------|---------------|-------|----------|--------|
| | Farmgate Prices | | | | Wholesale Prices | | | | Retail Prices | | | |
| | 2017 | 2016 | % Change | | 2017 | 2016 | % Change | | 2017 | 2016 | % Change | |
| | | | Annual | Weekly | | | Annual | Weekly | | | Annual | Weekly |
| (1) | (2) | (3) | (4) | (5) | (6) | (7) | (8) | (9) | (10) | (11) | (12) | |
| Jan Wk 1 | 11.09 | 11.43 | -3.00 | 0.00 | 16.99 | 17.11 | -0.70 | 0.00 | 22.66 | 22.74 | -0.34 | 0.00 |
| Wk 2 | 11.27 | 11.49 | -1.96 | 1.60 | 16.89 | 17.11 | -1.29 | -0.59 | 22.66 | 22.66 | 0.00 | 0.00 |
| Wk 3 | 11.31 | 11.58 | -2.27 | 0.40 | 16.87 | 17.11 | -1.40 | -0.12 | 22.66 | 22.65 | 0.03 | 0.00 |
| Wk 4 | 11.33 | 11.70 | -3.12 | 0.18 | 16.87 | 17.14 | -1.58 | 0.00 | 23.05 | 22.66 | 1.70 | 1.70 |
| Feb Wk 1 ^R | 11.34 | 11.89 | -4.61 | 0.11 | 16.87 | 17.23 | -2.09 | 0.00 | 23.05 | 22.70 | 1.52 | 0.00 |
| Wk 2 ^P | 11.40 | 12.01 | -5.08 | 0.46 | 16.87 | 17.37 | -2.88 | 0.00 | 23.05 | 22.85 | 0.84 | 0.00 |

Table 2- (Concluded)

| Month/Week | Corngrain, White | | | | | | | | | | | |
|-----------------------|------------------|-------|----------|--------|------------------|-------|----------|--------|---------------|-------|----------|--------|
| | Farmgate Prices | | | | Wholesale Prices | | | | Retail Prices | | | |
| | 2017 | 2016 | % Change | | 2017 | 2016 | % Change | | 2017 | 2016 | % Change | |
| | | | Annual | Weekly | | | Annual | Weekly | | | Annual | Weekly |
| (13) | (14) | (15) | (16) | (17) | (18) | (19) | (20) | (21) | (22) | (23) | (24) | |
| Jan Wk 1 | 10.94 | 12.00 | -8.86 | 0.32 | 14.98 | 16.88 | -11.26 | 0.00 | 25.77 | 24.22 | 6.39 | 0.00 |
| Wk 2 | 11.04 | 12.04 | -8.34 | 0.93 | 14.98 | 16.83 | -11.00 | 0.00 | 25.77 | 24.18 | 6.56 | 0.00 |
| Wk 3 | 11.24 | 12.45 | -9.68 | 1.84 | 14.93 | 16.78 | -11.03 | -0.33 | 25.80 | 24.12 | 6.97 | 0.13 |
| Wk 4 | 11.49 | 12.71 | -9.56 | 2.22 | 14.88 | 17.08 | -12.88 | -0.34 | 25.77 | 24.22 | 6.39 | -0.13 |
| Feb Wk 1 ^R | 11.66 | 12.85 | -9.21 | 1.50 | 15.55 | 17.88 | -13.01 | 4.54 | 25.80 | 24.72 | 4.37 | 0.13 |
| Wk 2 ^P | 12.18 | 13.50 | -9.81 | 4.40 | 16.75 | 18.50 | -9.46 | 7.72 | 26.43 | 25.02 | 5.65 | 2.45 |

Source: Weekly Cereals and Fertilizers Price Monitoring (WCFPM)

Note: R-revised; P-preliminary