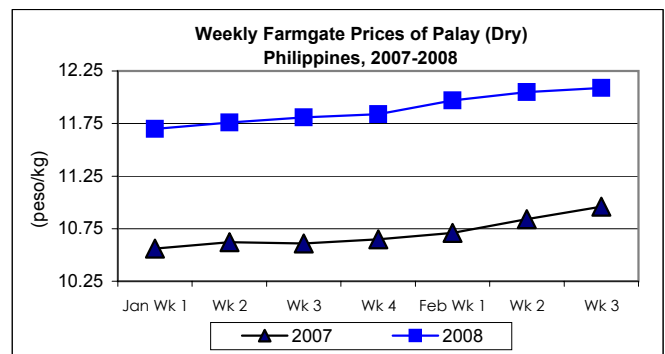




Updates on Palay, Rice & Corn Prices, February 13-19, 2008

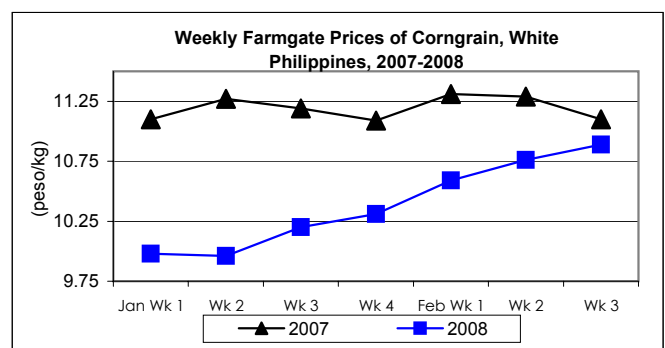
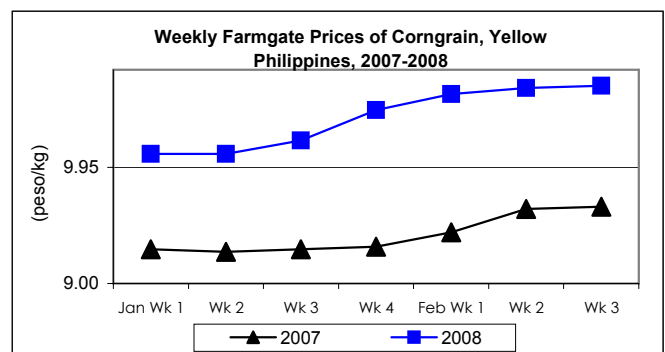
A. Farmgate Price of Palay

- * Price of palay was increasing at farmgate level.
 - Average price at P12.09/kg during the period was **higher** by 0.33% and 10.31% from last week's and last year's prices, respectively.



B. Farmgate Prices of Corngrain, Yellow and White

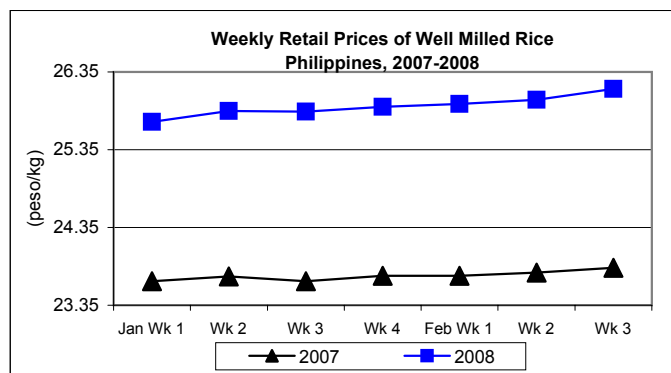
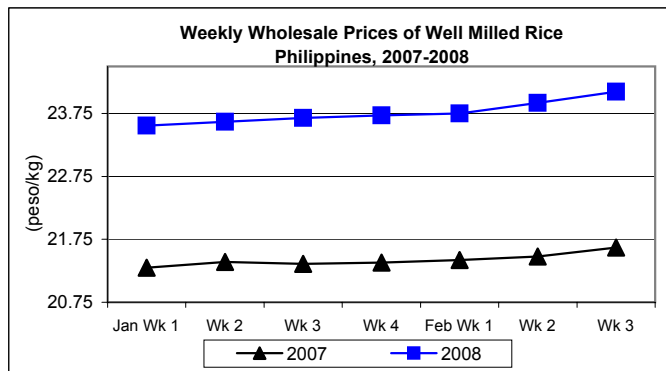
- * Farmgate prices of both yellow and white corngrains recorded increases from last week's quotations.
 - Yellow corngrain price at P10.62/kg was **up** from last week's price by 0.19% and from last year's record by 10.28%.
 - White corngrain price, which averaged P10.89/kg, was **higher** by 1.21% from previous week's price but **lower** by 1.89% from last year's report.



C. Wholesale and Retail Prices of Well Milled Rice (WMR)

☀ **At both wholesale and retail levels, price sustained last week's upward movement.**

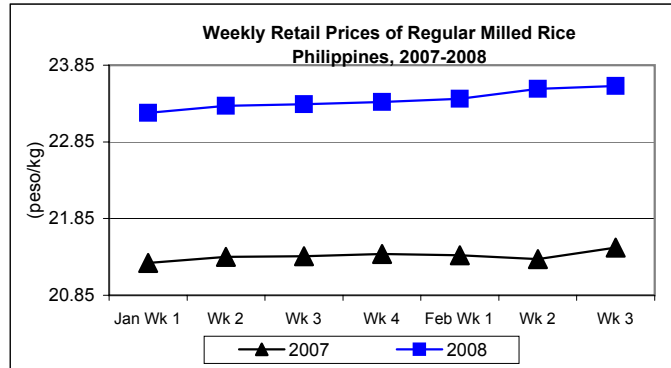
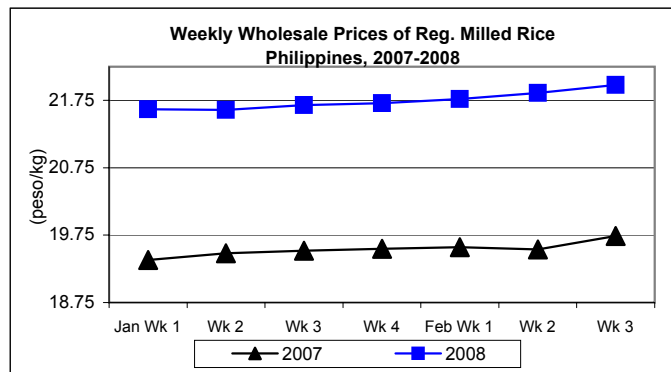
- Average wholesale price at P24.10/kg showed **increases** of 0.75% from last week's price and by 11.47% from last years record.
- Retail price of P26.13/kg registered **increments** of 0.54% from last week's price and by 9.65% from last year's price report.



D. Wholesale and Retail Prices of Regular Milled Rice (RMR)

☀ **Wholesale and retail prices were above last week's and last year's levels.**

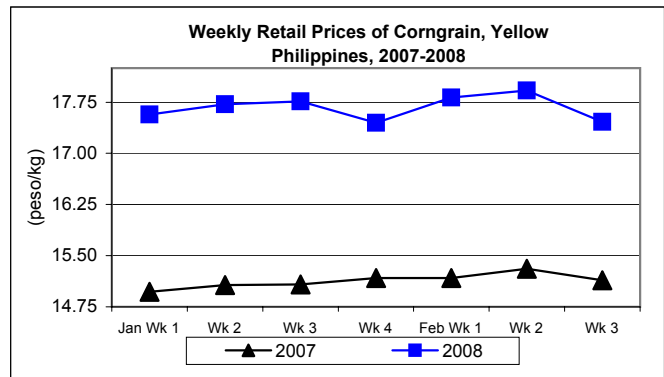
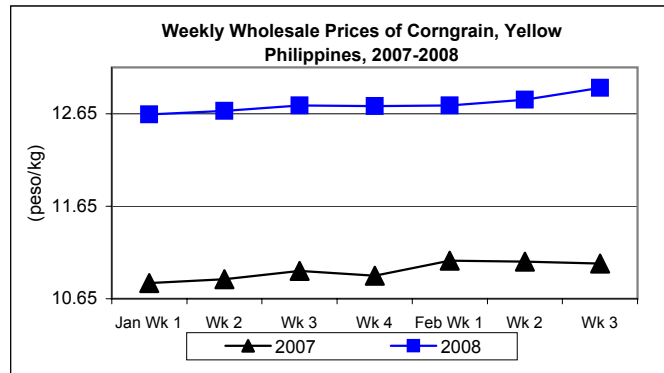
- Wholesale price at P21.98/kg **rose** by 0.55% and 11.35% from prices of last week and last year, respectively.
- Retail price at P23.58/kg was **above** last week's price by 0.17% and by 9.83% compared to 2007 level.



E. Wholesale and Retail Prices of Corngrain, Yellow

✦ Wholesale price continued to increase. At retail, price declined after two (2) weeks of increases.

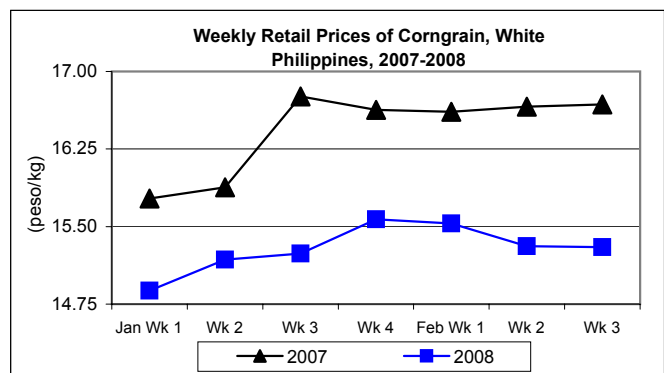
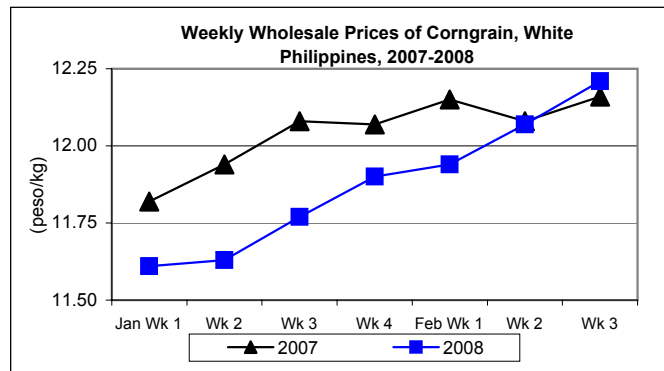
- At wholesale, price of P12.93/kg noted **increases** of 1.02% from last week's P12.80/kg and 17.23% from last year's P11.03/kg.
- Retail price at P17.46/kg was 2.57% **lower** than the previous week's price and 15.32% **higher** than last year's price.



F. Wholesale and Retail Prices of Corngrain, White

✦ Wholesale price sustained last week's increase while retail price was on its 3rd week of downtrend.

- Wholesale price at P12.21/kg recorded **mark-ups** of 1.16% from last week's price and 0.41% from last year's quotation.
- At retail, average price of P15.30/kg registered **cuts** of 0.07% and 8.27% from last week's and last year's prices, respectively.



Annex 1

Comparative Weekly Farmgate, Wholesale and Retail Prices of Palay, Rice and Corn, Philippines

Month/Week	Palay (Dry)				Well Milled Rice (WMR)							
	Farmgate Prices				Wholesale Prices				Retail Prices			
	2007	2008	% Change		2007	2008	% Change		2007	2008	% Change	
(1)	(2)	(3)	(3)/(2)	(weekly)	(6)	(7)	(7)/(6)	(weekly)	(10)	(11)	(11)/(10)	(weekly)
Jan Wk 1	10.56	11.70	10.80	0.09	21.30	23.56	10.42	0.38	23.66	25.71	8.50	0.23
Wk 2	10.62	11.76	10.73	0.51	21.39	23.62	10.43	0.25	23.72	25.85	8.98	0.54
Wk 3	10.61	11.81	11.31	0.43	21.36	23.68	10.86	0.25	23.66	25.84	9.21	-0.04
Wk 4	10.65	11.84	11.17	0.25	21.38	23.72	10.94	0.17	23.73	25.90	9.14	0.23
Feb Wk 1	10.71	11.97	11.76	1.10	21.42	23.75	10.88	0.13	23.73	25.94	9.31	0.15
Wk 2	10.84	12.05	11.16	0.67	21.48	23.92	11.36	0.72	23.77	25.99	9.34	0.19
Wk 3	10.96	12.09	10.31	0.33	21.62	24.10	11.47	0.75	23.83	26.13	9.65	0.54

Month/Week	Regular Milled Rice (RMR)							
	Wholesale Prices				Retail Prices			
	2007	2008	% Change		2007	2008	% Change	
(1)	(2)	(3)	(3)/(2)	(weekly)	(6)	(7)	(7)/(6)	(weekly)
Jan Wk 1	19.38	21.62	11.40	0.61	21.27	23.23	9.03	0.52
Wk 2	19.48	21.61	10.93	-0.05	21.35	23.32	9.23	0.39
Wk 3	19.52	21.68	11.07	0.32	21.36	23.34	9.27	0.09
Wk 4	19.55	21.71	11.05	0.14	21.39	23.37	9.26	0.13
Feb Wk 1	19.57	21.77	11.24	0.28	21.37	23.41	9.55	0.17
Wk 2	19.54	21.86	11.87	0.41	21.32	23.54	10.41	0.56
Wk 3	19.74	21.98	11.35	0.55	21.47	23.58	9.83	0.17

Month/Week	Corngrain, Yellow											
	Farmgate Prices				Wholesale Prices				Retail Prices			
	2007	2008	% Change		2007	2008	% Change		2007	2008	% Change	
(1)	(2)	(3)	(3)/(2)	(weekly)	(6)	(7)	(7)/(6)	(weekly)	(10)	(11)	(11)/(10)	(weekly)
Jan Wk 1	9.28	10.06	8.41	0.80	10.82	12.64	16.82	6.85	14.97	17.57	17.37	4.71
Wk 2	9.26	10.06	8.64	0.00	10.86	12.68	16.76	0.32	15.07	17.72	17.58	0.85
Wk 3	9.28	10.17	9.59	1.09	10.95	12.74	16.35	0.47	15.08	17.76	17.77	0.23
Wk 4	9.30	10.42	12.04	2.46	10.90	12.73	16.79	-0.08	15.17	17.45	15.03	-1.75
Feb Wk 1	9.42	10.55	12.00	1.25	11.06	12.74	15.19	0.08	15.17	17.82	17.47	2.12
Wk 2	9.61	10.60	10.30	0.47	11.05	12.80	15.84	0.47	15.31	17.92	17.05	0.56
Wk 3	9.63	10.62	10.28	0.19	11.03	12.93	17.23	1.02	15.14	17.46	15.32	-2.57

Month/Week	Corngrain, White											
	Farmgate Prices				Wholesale Prices				Retail Prices			
	2007	2008	% Change		2007	2008	% Change		2007	2008	% Change	
(1)	(2)	(3)	(3)/(2)	(weekly)	(6)	(7)	(7)/(6)	(weekly)	(10)	(11)	(11)/(10)	(weekly)
Jan Wk 1	11.10	9.98	-10.09	1.32	11.82	11.61	-1.78	-0.09	15.77	14.88	-5.64	-3.12
Wk 2	11.27	9.96	-11.62	-0.20	11.94	11.63	-2.60	0.17	15.88	15.18	-4.41	2.02
Wk 3	11.19	10.20	-8.85	2.41	12.08	11.77	-2.57	1.20	16.76	15.24	-9.07	0.40
Wk 4	11.09	10.31	-7.03	1.08	12.07	11.90	-1.41	1.10	16.63	15.57	-6.37	2.17
Feb Wk 1	11.31	10.59	-6.37	2.72	12.15	11.94	-1.73	0.34	16.61	15.53	-6.50	-0.26
Wk 2	11.29	10.76	-4.69	1.61	12.08	12.07	-0.08	1.09	16.66	15.31	-8.10	-1.42
Wk 3	11.10	10.89	-1.89	1.21	12.16	12.21	0.41	1.16	16.68	15.30	-8.27	-0.07