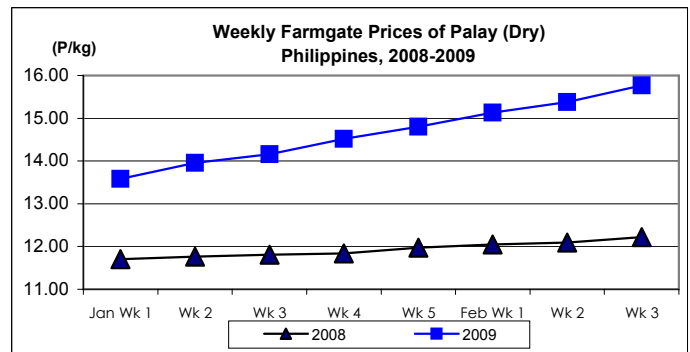


A. Farmgate Price of Palay

* Price sustained its upward movement at a rate faster than last week.

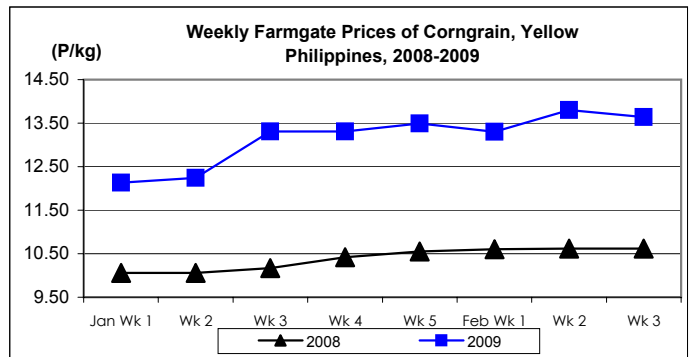
- Average price at P15.77/kg increased by 2.54% from last week's level and by 29.05% from last year's quotation.



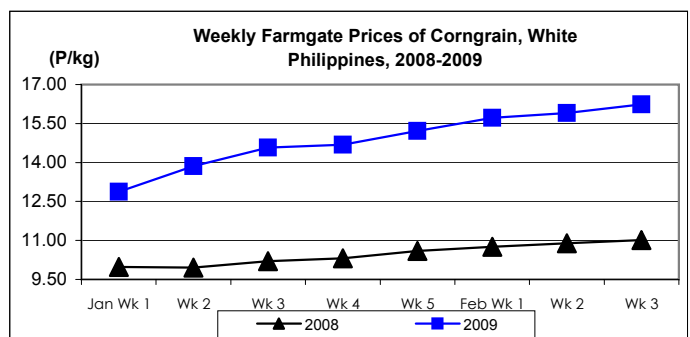
B. Farmgate Prices of Corngrain, Yellow and White

* Yellow corngrain price weakened but that of white corngrain continued to move up.

- Yellow corngrain price at P13.64/kg slid by 1.16% from last week's P13.80/kg but gained by 28.44% relative to last year's P10.62/kg.



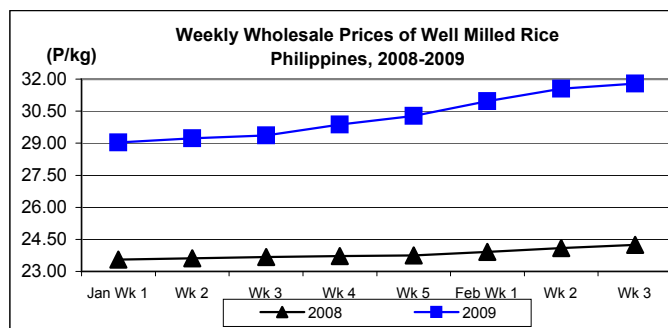
- White corngrain price at P16.24/kg was higher by 2.14% and 47.50% from prices of last week and last year, respectively.



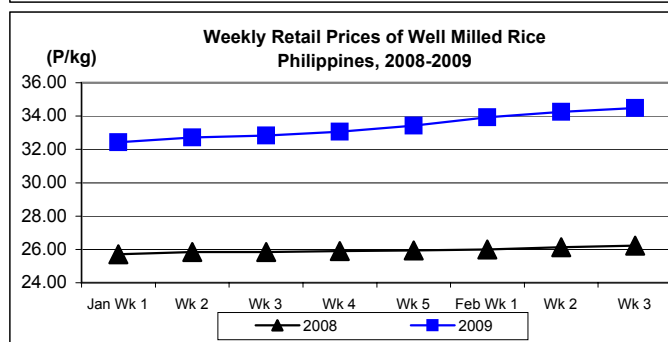
C. Wholesale and Retail Prices of Well Milled Rice (WMR)

* Prices at both wholesale and retail levels continued to record gains.

- Wholesale price at P31.79/kg rose by 0.76% and 31.15% from last week's and last year's levels, respectively.



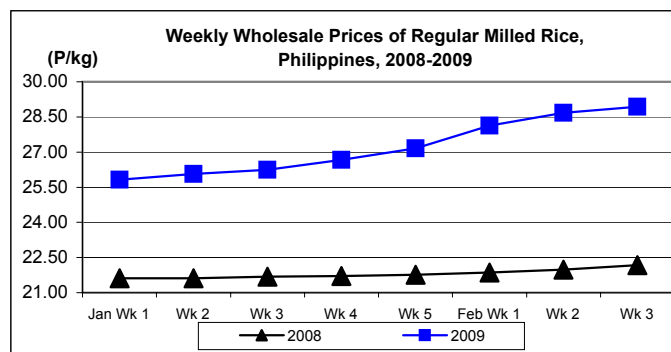
- Retail price at P34.48/kg registered increments of 0.67% from last week's P34.25/kg and 31.45% from last year's P26.23/kg.



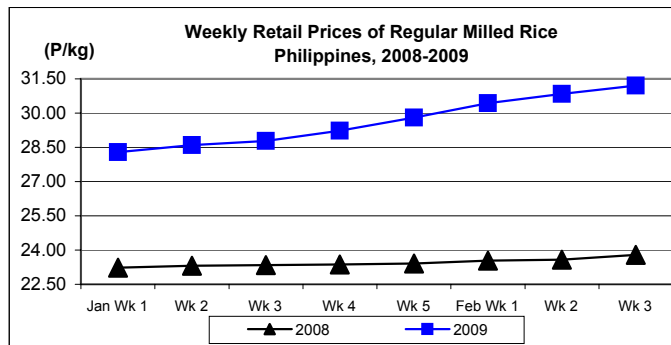
D. Wholesale and Retail Prices of Regular Milled Rice (RMR)

* Both wholesale and retail prices sustained uptrends.

- At wholesale, average price at P28.94/kg was 0.94% and 30.48% above last week's and last year's quotations, respectively.



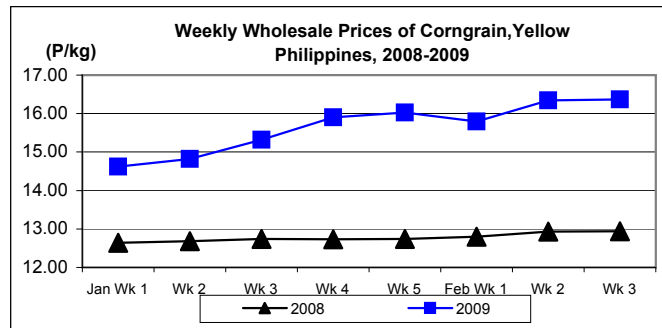
- At retail, average price at P31.20/kg registered mark-ups of 1.17% from last week's price and by 31.15% compared to 2008 level.



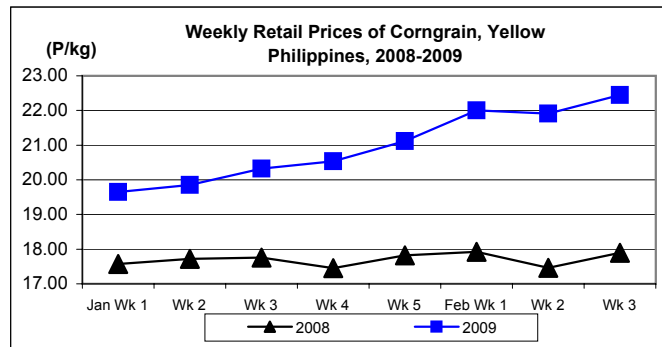
E. Wholesale and Retail Prices of Corngrain, Yellow

* At wholesale level, price increased at a slower rate. At retail, price recovered from last week's drop at relatively faster rate.

■ At wholesale, price at P16.37/kg rose by 0.18% and 26.51% from prices of last week and last year, respectively.



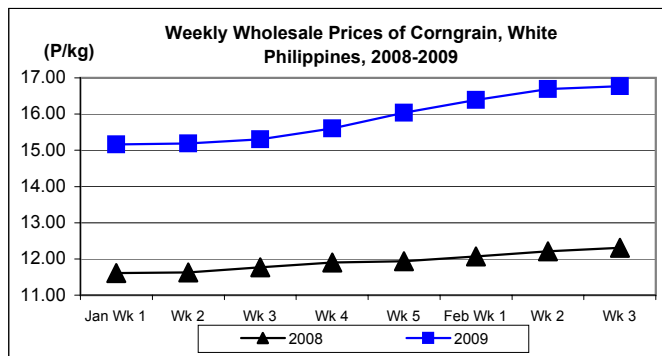
■ At retail, price at P22.45/kg was up by 2.46% from last week's level and by 25.42% from last year's record.



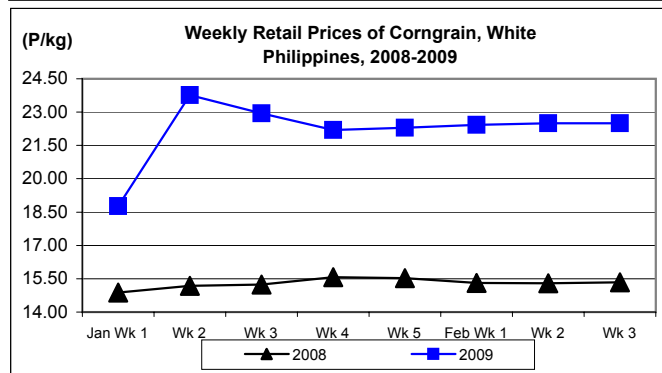
F. Wholesale and Retail Prices of Corngrain, White

* Price at wholesale level continuously went up while, price at retail remained at last week's level.

■ Wholesale price at P16.77/kg went up by 0.48% from last week's quotation and by 36.23% from that of last year.



■ Retail price remained at last week's level of P22.50/kg but still up by 46.68% from last year's level of P15.34/kg.



Annex 1

Comparative Weekly Farmgate, Wholesale and Retail Prices of Palay, Rice and Corn, Philippines

Month/Week	Palay (Dry)				Well Milled Rice (WMR)							
	Farmgate Prices				Wholesale Prices				Retail Prices			
	2008	2009	% Change		2008	2009	% Change		2008	2009	% Change	
(1)	(2)	(3)	(3)/(2)	(weekly)	(6)	(7)	(7)/(6)	(weekly)	(10)	(11)	(11)/(10)	(weekly)
Jan Wk 1	11.70	13.58	16.07	-0.88	23.56	29.04	23.26	0.28	25.71	32.43	26.14	-0.49
Wk 2	11.76	13.96	18.71	2.80	23.62	29.23	23.75	0.65	25.85	32.71	26.54	0.86
Wk 3	11.81	14.16	19.90	1.43	23.68	29.37	24.03	0.48	25.84	32.83	27.05	0.37
Wk 4	11.84	14.52	22.64	2.54	23.72	29.87	25.93	1.70	25.90	33.07	27.68	0.73
Wk 5	11.97	14.80	23.64	1.93	23.75	30.28	27.49	1.37	25.94	33.43	28.87	1.09
Feb Wk 1	12.05	15.13	25.56	2.23	23.92	30.96	29.43	2.25	25.99	33.93	30.55	1.50
Wk 2R	12.09	15.38	27.21	1.65	24.10	31.55	30.91	1.91	26.13	34.25	31.08	0.94
Wk 3P	12.22	15.77	29.05	2.54	24.24	31.79	31.15	0.76	26.23	34.48	31.45	0.67

Month/Week	Regular Milled Rice (RMR)							
	Wholesale Prices				Retail Prices			
	2008	2009	% Change		2008	2009	% Change	
(1)	(2)	(3)	(3)/(2)	(weekly)	(6)	(7)	(7)/(6)	(weekly)
Jan Wk 1	21.62	25.82	19.43	0.08	23.23	28.29	21.78	0.00
Wk 2	21.61	26.07	20.64	0.97	23.32	28.60	22.64	1.10
Wk 3	21.68	26.25	21.08	0.69	23.34	28.78	23.31	0.63
Wk 4	21.71	26.67	22.85	1.60	23.37	29.23	25.07	1.56
Wk 5	21.77	27.16	24.76	1.84	23.41	29.80	27.30	1.95
Feb Wk 1	21.86	28.13	28.68	3.57	23.54	30.44	29.31	2.15
Wk 2R	21.98	28.67	30.44	1.92	23.58	30.84	30.79	1.31
Wk 3P	22.18	28.94	30.48	0.94	23.79	31.20	31.15	1.17

Month/Week	Corngrain, Yellow											
	Farmgate Prices				Wholesale Prices				Retail Prices			
	2008	2009	% Change		2008	2009	% Change		2008	2009	% Change	
(1)	(2)	(3)	(3)/(2)	(weekly)	(6)	(7)	(7)/(6)	(weekly)	(10)	(11)	(11)/(10)	(weekly)
Jan Wk 1	10.06	12.13	20.58	2.10	12.64	14.62	15.66	7.18	17.57	19.65	11.84	7.20
Wk 2	10.06	12.24	21.67	0.91	12.68	14.82	16.88	1.37	17.72	19.85	12.02	1.02
Wk 3	10.17	13.31	30.88	8.74	12.74	15.32	20.25	3.37	17.76	20.32	14.41	2.37
Wk 4	10.42	13.31	27.74	0.00	12.73	15.90	24.90	3.79	17.45	20.54	17.71	1.08
Wk 5	10.55	13.49	27.87	1.35	12.74	16.03	25.82	0.82	17.82	21.12	18.52	2.82
Feb Wk 1	10.60	13.30	25.47	-1.41	12.80	15.79	23.36	-1.50	17.92	22.00	22.77	4.17
Wk 2R	10.62	13.80	29.94	3.76	12.93	16.34	26.37	3.48	17.46	21.91	25.49	-0.41
Wk 3P	10.62	13.64	28.44	-1.16	12.94	16.37	26.51	0.18	17.90	22.45	25.42	2.46

Month/Week	Corngrain, White											
	Farmgate Prices				Wholesale Prices				Retail Prices			
	2008	2009	% Change		2008	2009	% Change		2008	2009	% Change	
(1)	(2)	(3)	(3)/(2)	(weekly)	(6)	(7)	(7)/(6)	(weekly)	(10)	(11)	(11)/(10)	(weekly)
Jan Wk 1	9.98	12.88	29.06	-1.60	11.61	15.16	30.58	0.60	14.88	18.77	26.14	0.37
Wk 2	9.96	13.86	39.16	7.61	11.63	15.19	30.61	0.20	15.18	23.77	56.59	26.64
Wk 3	10.20	14.57	42.84	5.12	11.77	15.30	29.99	0.72	15.24	22.94	50.52	-3.49
Wk 4	10.31	14.69	42.48	0.82	11.90	15.60	31.09	1.96	15.57	22.20	42.58	-3.23
Wk 5	10.59	15.22	43.72	3.61	11.94	16.04	34.34	2.82	15.53	22.30	43.59	0.45
Feb Wk 1	10.76	15.72	46.10	3.29	12.07	16.39	35.79	2.18	15.31	22.42	46.44	0.54
Wk 2R	10.89	15.90	46.01	1.15	12.21	16.69	36.69	1.83	15.30	22.50	47.06	0.36
Wk 3P	11.01	16.24	47.50	2.14	12.31	16.77	36.23	0.48	15.34	22.50	46.68	0.00

Note: R-revised; P-preliminary

