



Update on Palay, Rice and Corn Prices, January 2007

A. Farmgate prices of Palay

- * The slight decrease on the 3rd week did not change the general upward direction of prices for the month.

a. At the national level

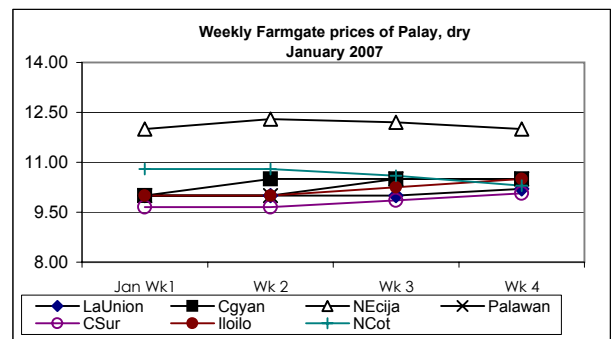
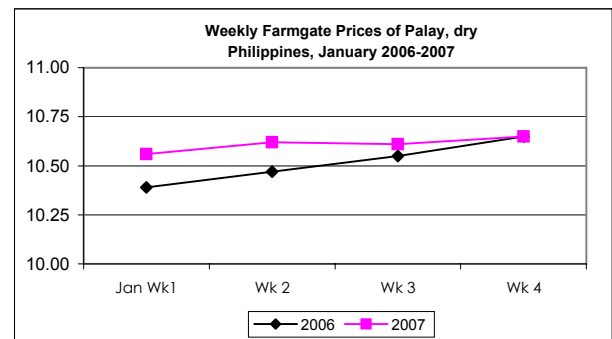
- The monthly average price of P10.58/kg was **higher** by 1.73% from the price last December. Compared to last year's level, price **gained** by 0.95%.

b. At the provincial level

- Prices **weakened** in Nueva Ecija and North Cotabato on the 3rd and 4th weeks; and in Albay on the 4th week.
- Prices **grew** in Cagayan and Nueva Ecija on the 2nd week; in Palawan on the 3rd week; in La Union on the 4th week; and in Camarines Sur and Iloilo on the 3rd and 4th weeks.
- **Steady** prices were posted in Batangas, Leyte, Zamboanga City, Davao City and Maguindanao.

Month/Week	Palay, dry	
	Price/kg	% Change
Wk 1	10.56	0.09
Wk 2	10.62	0.57
Wk 3	10.61	-0.09
Wk 4	10.65	0.38
Jan 2007	10.58	-
Jan 2006	10.48	0.95*
Dec 2006	10.40	1.73*

* - Jan. 07/Jan. 06 and Jan. 07/Dec. 06, respectively



B. Wholesale and Retail prices of Rice, Special

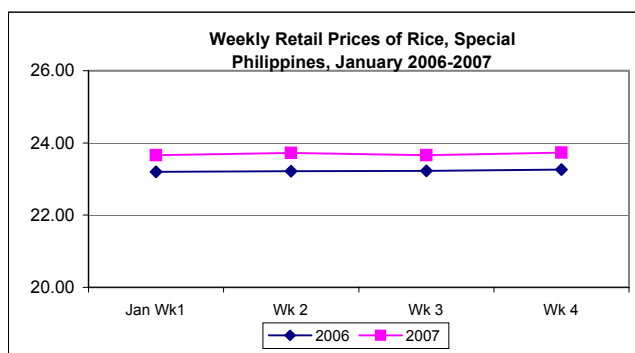
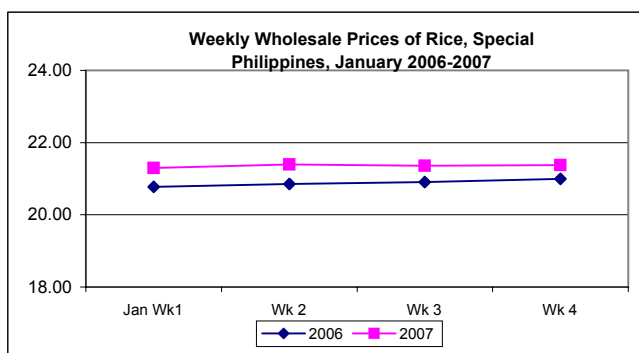
❖ Both wholesale and retail levels softened on the 3rd week but closed at a higher level than the start of the month's average.

a. At the national level.

- Average prices for wholesale closed at P21.39/kg and for retail at P23.72/kg. They **picked up** by 1.04% and 0.76%, respectively from last month's records. Prices this month were **higher** by 2.44% at wholesale and by 2.11% at retail compared to the price quotations last January 2006.

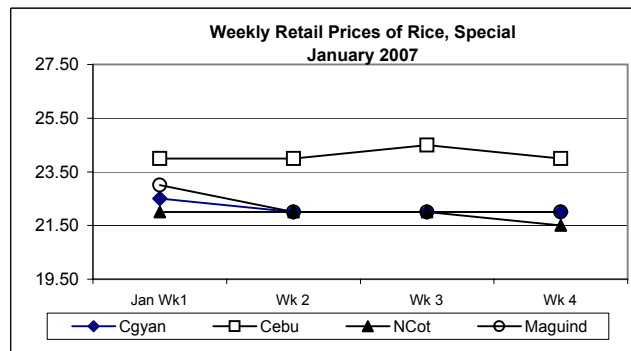
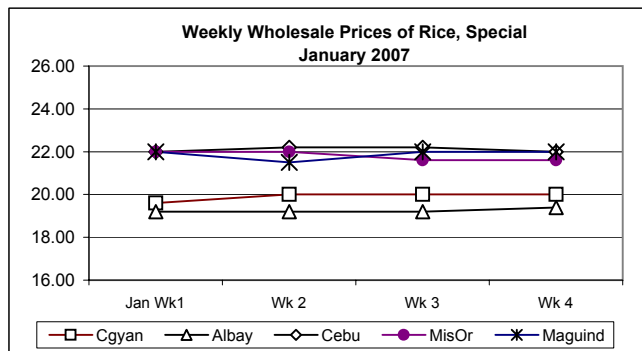
Month/Week	Rice, Special			
	Wholesale Prices		Retail Prices	
	Price/kg	% Change	Price/kg	% Change
Wk 1	21.30	0.24	23.66	0.21
Wk 2	21.39	0.42	23.72	0.25
Wk 3	21.36	-0.14	23.66	-0.25
Wk 4	21.38	0.09	23.73	0.30
Jan 2007	21.39	-	23.72	-
Jan 2006	20.88	2.44*	23.23	2.11*
Dec 2006	21.17	1.04*	23.54	0.76*

* - Jan. 07/Jan. 06 and Jan. 07/Dec. 06, respectively



b. At the provincial level

- At wholesale
 - Prices **rose** in Cagayan during the 2nd week; and in Albay on the 4th week.
 - Prices **slid** in Maguindanao on the 2nd week; and in Misamis Oriental at the close of the month.
- At retail
 - Prices remained **stable** in most reporting provinces except for reported **decreases** in Cagayan on the 2nd week; and in Cebu and North Cotabato on the 4th week. Price **increase** was noted in Cebu during the 3rd week of the month.



C. Wholesale and Retail prices of Rice, Ordinary

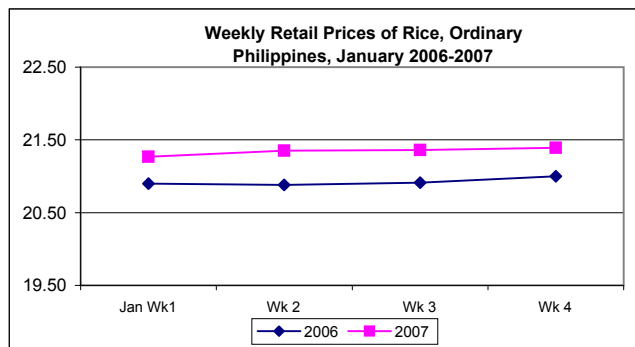
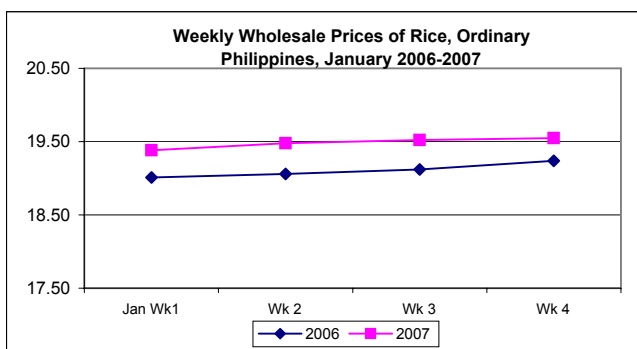
❖ Weekly wholesale and retail prices were on the uptrend. Rates of change were decreasing at wholesale while fluctuating at retail.

a. At the national level

- Average prices at P19.48/kg for wholesale and at P21.35/kg for retail **gained** by 1.35% and 0.85%, respectively from last month's levels. Prices were **up** from last year's records by 1.94% at wholesale and 2.01% at retail.

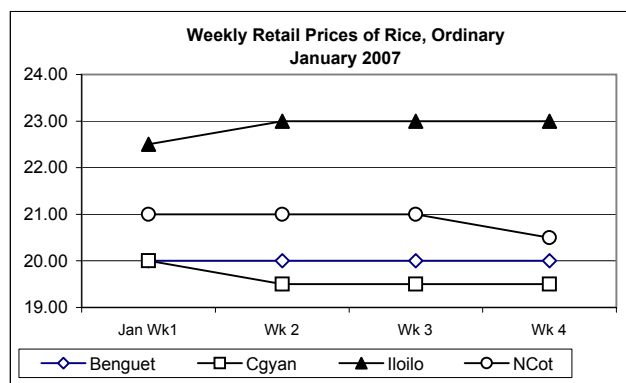
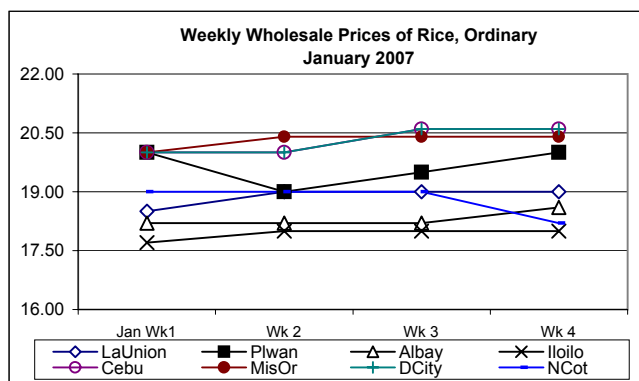
Month/Week	Rice, Ordinary			
	Wholesale Prices		Retail Prices	
	Price/kg	% Change	Price/kg	% Change
Wk 1	19.38	0.62	21.27	0.28
Wk 2	19.48	0.52	21.35	0.38
Wk 3	19.52	0.21	21.36	0.05
Wk 4	19.55	0.15	21.39	0.14
Jan 2007	19.48	-	21.35	-
Jan 2006	19.11	1.94*	20.93	2.01*
Dec 2006	19.22	1.35*	21.17	0.85*

* - Jan. 07/Jan. 06 and Jan. 07/Dec. 06, respectively



b. At the provincial level

- At wholesale
 - Price **increments** were registered in Iloilo on the 2nd week; in Cagayan, Cebu and Davao City on the 3rd week; in Palawan on the 3rd and 4th weeks; and in Albay on the 4th week.
 - Price **decrements** were noted in Palawan on the 2nd week; and in North Cotabato on the 4th week.
- At retail
 - Prices were **down** in Cagayan on the 2nd week; and in North Cotabato on the 4th week.
 - Prices were **up** in Iloilo on the 2nd week.
 - **Stable** prices were reflected in most reporting provinces.



D. Farmgate prices of Corngrain, Yellow and White

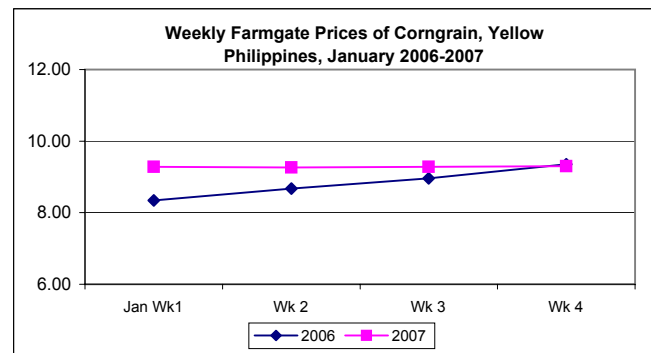
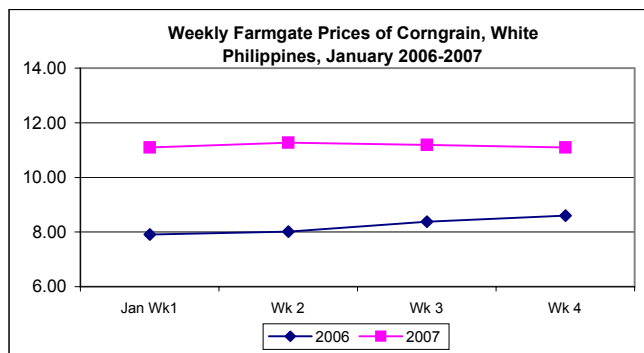
❖ Yellow corngrain prices moved up during the 3rd to last week of the month. White corngrain prices picked up on the 1st and 2nd weeks but weakened during the last two weeks of the month.

a. At the national level

- Yellow and white corngrain prices at P9.28/kg and P11.16/kg **grew** by 3.92% and 6.29%, respectively from last month's records. Compared to 2006 records, prices were **up** by 4.98% for yellow corngrain and by 36.93% for white corngrain.

Month/Week	Farmgate Prices			
	Corngrain, Yellow		Corngrain, White	
	Price/kg	% Change	Price/kg	% Change
Wk 1	9.28	1.53	11.10	5.51
Wk 2	9.26	-0.22	11.27	1.53
Wk 3	9.28	0.22	11.19	-0.71
Wk 4	9.30	0.22	11.09	-0.89
Jan 2007	9.28	-	11.16	-
Jan 2006	8.84	4.98*	8.15	36.93*
Dec 2006	8.93	3.92*	10.50	6.29*

* - Jan. 07/Jan. 06 and Jan. 07/Dec. 06, respectively



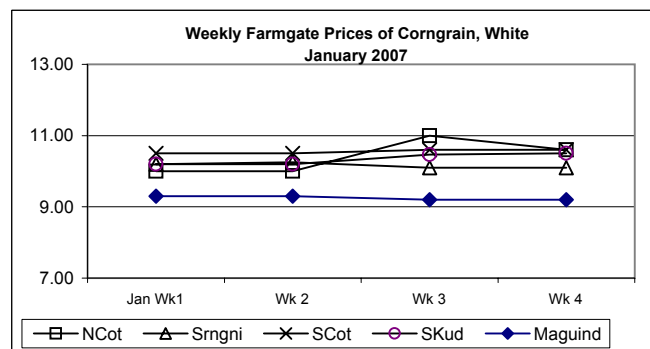
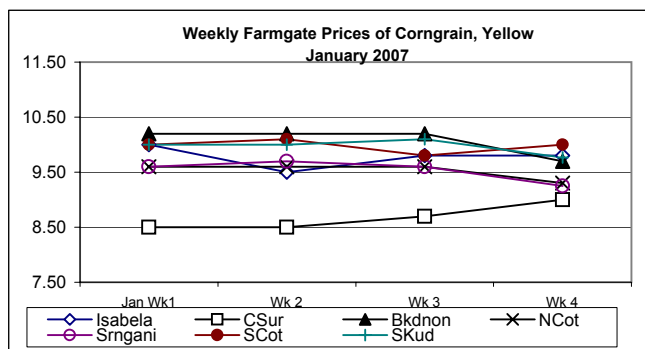
b. At the provincial level

- For yellow Corngrain

- Prices **edged up** in Sarangani and South Cotabato on the 2nd week; in Isabela and Camarines Sur on the 3rd week; and in Camarines Sur and South Cotabato on the 4th week.
- Prices **fell** in Isabela on the 2nd week; in Sarangani and South Cotabato on the 3rd week; and in Bukidnon, North Cotabato, Sarangani and Sultan Kudarat on the 4th week.

- For white Corngrain

- Prices **gained** in Sarangani on the 2nd week; in North Cotabato and South Cotabato on the 3rd week; and in Sultan Kudarat on the 3rd and 4th weeks.
- Prices **dropped** in Sarangani and Maguindanao on the 3rd week; and in North Cotabato on the 4th week.



E. Wholesale and Retail prices of Corngrain, Yellow

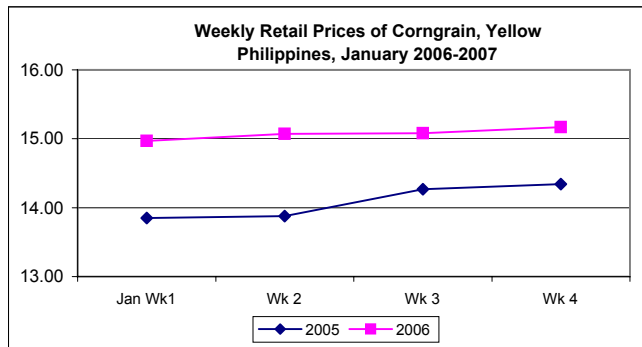
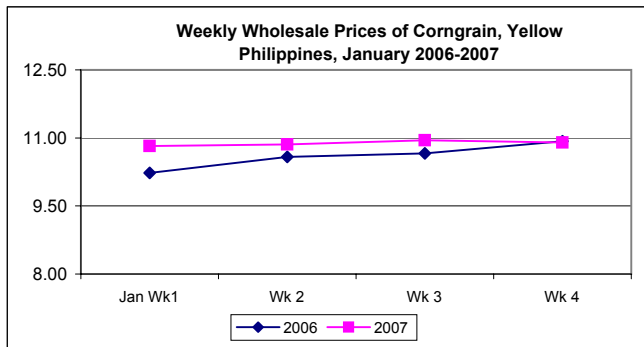
❖ Wholesale price went down on the 4th week after three weeks of increases. Retail price sustained its weekly upward movement.

a. At the national level

- Wholesale price at P10.88/kg and retail price at P15.07/kg **increased** by 4.11% and 2.87% from December 2006 prices. **Increments** from last year's prices were 2.45% for wholesale and 6.05% for retail.

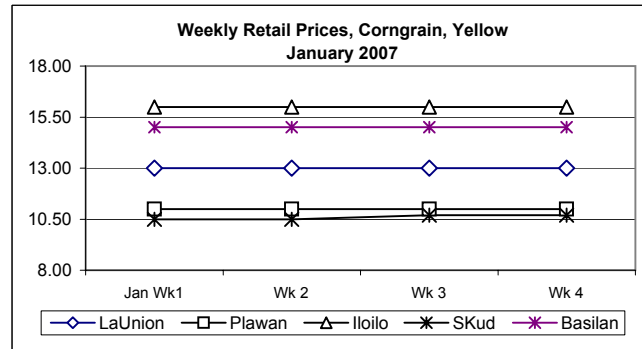
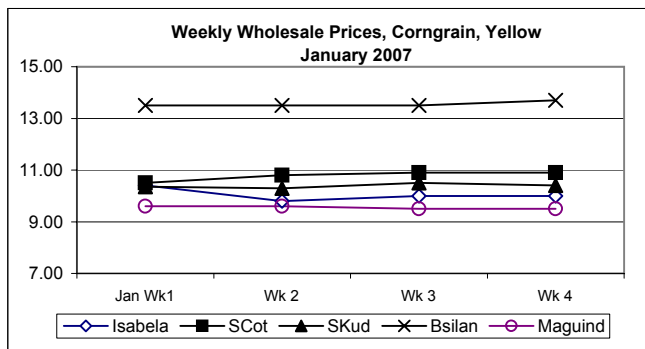
Month/Week	Corngrain, Yellow			
	Wholesale Prices		Retail Prices	
	Price/kg	% Change	Price/kg	% Change
Wk 1	10.82	2.46	14.97	2.46
Wk 2	10.86	0.37	15.07	0.67
Wk 3	10.95	0.83	15.08	0.07
Wk 4	10.90	-0.46	15.17	0.60
Jan 2007	10.88	-	15.07	-
Jan 2006	10.62	2.45*	14.21	6.05*
Dec 2006	10.45	4.11*	14.65	2.87*

* - Jan. 07/Jan. 06 and Jan. 07/Dec. 06, respectively



b. At the provincial level

- At wholesale
 - Prices went **up** in Isabela and Sultan Kudarat on the 3rd week; in South Cotabato on the 2nd and 3rd weeks; and in Basilan on the 4th week.
 - Prices were **down** in Isabela on the 2nd week; in Maguindanao on the 3rd week and in Sultan Kudarat on the 4th week.
- At retail
 - Prices remained **stable** in majority of the provinces except for an **increase** in Sultan Kudarat on the 3rd week.



F. Wholesale and Retail prices of Corngrain, White

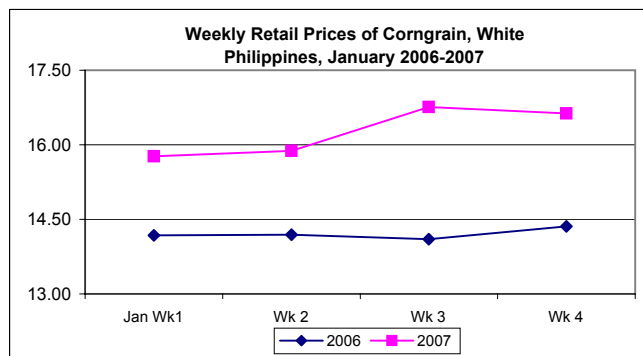
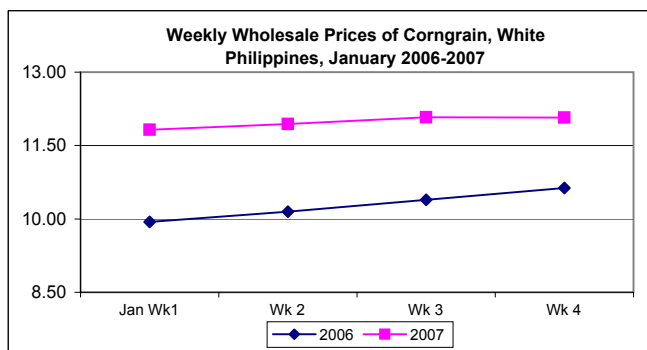
❖ Wholesale and retail prices moved upward from the 1st to the 3rd week but slid during the close of the month.

a. At the national level

- Wholesale price at P11.98/kg and retail price at P15.84/kg were **up** by 3.10% and 7.03%, respectively over last month's prices. Compared to last year's quotations, prices **soared** by 16.54% at wholesale and by 11.31% at retail.

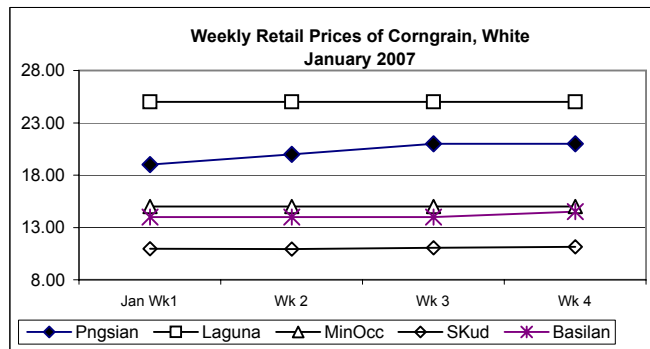
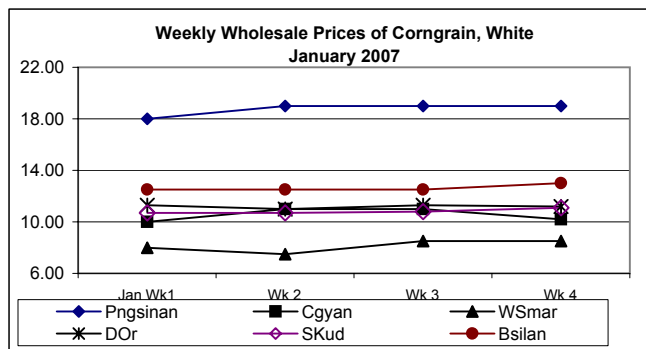
Month/Week	Corngrain, White			
	Wholesale Prices		Retail Prices	
	Price/kg	% Change	Price/kg	% Change
Wk 1	11.82	1.29	15.77	7.94
Wk 2	11.94	1.02	15.88	0.70
Wk 3	12.08	1.17	16.76	5.54
Wk 4	12.07	-0.08	16.63	-0.78
Jan 2007	11.98	-	15.84	-
Jan 2006	10.28	16.54*	14.23	11.31*
Dec 2006	11.62	3.10*	14.80	7.03*

* - Jan. 07/Jan. 06 and Jan. 07/Dec. 06, respectively



b. At the provincial level

- At wholesale
 - Prices **fell** in Western Samar on the 2nd week; and in Cagayan, Davao Oriental and Sultan Kudarat on the 4th week.
 - Prices **gained** in Pangasinan and Cagayan on the 2nd week; in Western Samar and Sultan Kudarat on the 3rd week; and in Basilan on the 4th week.
- At retail
 - Prices remained **unchanged** in most reporting provinces except for reported **increases** in Pangasinan on the 2nd and 3rd weeks; in Sultan Kudarat on the 3rd and 4th weeks; and in Basilan on the 4th week. Sultan Kudarat reported a **decrease** during the 2nd week of the month.



Annex 1
Weekly Farmgate Prices of Palay in Selected Reporting Provinces
for the month of January 2007

(peso per kilogram)

Selected Province/City	Farmgate Price (Palay, dry)																			
	wk 1				wk 2				wk 3				wk 4				Monthly Average		% Change	
	(2)	(3)	(4)	(5)	(6)	(7)	(8)	(9)	(10)	(11)	(12)	(13)	(14)	(15)	(16)	(17)	(18)	(19)	(20)	
(1)	10.00	10.00	10.00	10.20	10.05	10.00	10.00	10.20	10.05	10.00	10.63	10.00	10.00	10.05	10.63	10.00	10.63	0.50	-5.46	
La Union	10.00	10.50	10.50	10.50	10.38	10.50	10.50	10.50	10.38	10.06	10.50	10.06	10.06	10.38	10.50	10.06	10.50	3.18	-1.14	
Cagayan	12.00	12.30	12.20	12.00	12.13	12.20	12.00	12.00	12.13	11.82	11.94	11.82	11.82	12.13	11.94	11.82	11.94	2.62	1.59	
Nueva Ecija	11.00	11.00	11.00	11.00	11.00	11.00	11.00	11.00	11.00	11.00	12.00	11.00	11.00	11.00	12.00	11.00	12.00	0.00	-8.33	
Batangas	10.00	10.00	10.50	10.50	10.25	10.50	10.50	10.50	10.25	9.80	9.63	9.80	9.80	10.25	9.63	9.80	9.63	4.59	6.44	
Palawan	8.91	8.91	8.91	8.81	8.89	8.91	8.81	8.81	8.89	8.89	9.86	8.89	8.89	8.89	9.86	8.89	9.86	0.00	-9.84	
Albay	9.65	9.65	9.86	10.07	9.81	9.86	10.07	10.07	9.81	9.44	10.12	9.44	9.44	9.81	10.12	9.44	10.12	3.92	-3.06	
Camarines Sur	10.00	10.00	10.25	10.50	10.19	10.25	10.50	10.50	10.19	9.00	9.69	9.00	9.00	10.19	9.69	9.00	9.69	13.22	5.16	
Iloilo	9.50	9.50	9.50	9.50	9.50	9.50	9.50	9.50	9.50	9.50	9.50	9.50	9.50	9.50	9.50	9.50	9.50	0.00	0.00	
Leyte	9.44	9.44	9.44	9.44	9.44	9.44	9.44	9.44	9.44	9.44	9.44	9.44	9.44	9.44	9.44	9.44	9.44	0.00	0.00	
Zamboanga City	10.70	10.70	10.70	10.70	10.70	10.70	10.70	10.70	10.70	10.57	9.94	10.57	10.57	10.70	9.94	10.57	9.94	1.23	7.65	
Davao City	10.80	10.80	10.60	10.30	10.63	10.60	10.30	10.30	10.63	10.66	10.48	10.66	10.66	10.63	10.48	10.66	10.48	-0.28	1.43	
North Cotabato	9.86	9.86	9.86	9.86	9.86	9.86	9.86	9.86	9.86	9.86	9.96	9.86	9.86	9.86	9.96	9.86	9.96	0.00	-1.00	
Maguindanao	10.72	10.76	10.71	10.76	10.69	10.71	10.76	10.76	10.69	10.54	10.59	10.54	10.54	10.69	10.59	10.54	10.59	1.42	0.94	
Other Provinces 1/	10.56	10.62	10.61	10.65	10.58	10.61	10.65	10.65	10.58	10.40	10.48	10.40	10.40	10.58	10.48	10.40	10.48	1.73	0.95	
PHILIPPINES 2/																				

1/ - Average prices in the remaining reporting provinces.

2/ - Average prices for all reporting provinces.

Annex 2A
Weekly Wholesale and Retail Prices of Rice in Selected Reporting Provinces
for the month of January 2007
(peso per kilogram)

Selected Province/City	Rice, special																	
	Wholesale					Retail												
	wk 1 (2)	wk 2 (3)	wk 3 (4)	wk 4 (5)	Jan-07 (6)	Monthly Average Dec-06 (7)	Jan-06 (8)	% Change (6)/(7) (9)	(6)/(8) (10)	wk 1 (11)	wk 2 (12)	wk 3 (13)	wk 4 (14)	Jan-07 (15)	Monthly Average Dec-06 (16)	Jan-06 (17)	% Change (15)/(16) (18)	(15)/(17) (19)
Metro Manila	21.43	21.43	21.43	21.43	21.43	21.43	20.41	0.00	5.00	24.00	24.00	24.00	24.00	24.00	24.00	23.00	0.00	4.35
Benguet	21.00	21.00	21.00	21.00	21.00	21.00	21.00	0.00	0.00	22.00	22.00	22.00	22.00	22.00	22.00	22.00	0.00	0.00
La Union	21.00	21.00	21.00	21.00	21.00	21.00	23.00	0.00	-8.70	24.00	24.00	24.00	24.00	24.00	24.00	24.00	0.00	0.00
Cagayan	19.60	20.00	20.00	20.00	19.90	19.68	19.10	1.12	4.19	22.50	22.00	22.00	22.00	22.13	22.50	22.13	-1.64	0.02
Nueva Ecija	21.00	21.00	21.00	21.00	21.00	21.00	20.00	0.00	5.00	23.00	23.00	23.00	23.00	23.00	23.00	23.00	0.00	0.00
Batangas	22.00	22.00	22.00	22.00	22.00	22.00	21.00	0.00	4.76	23.00	23.00	23.00	23.00	23.00	23.00	23.00	0.00	0.00
Palawan	23.00	23.00	23.00	23.00	23.00	21.40	21.25	7.48	8.24	25.00	25.00	25.00	25.00	25.00	23.20	22.25	7.76	12.36
Albay	19.20	19.20	19.20	19.40	19.25	19.00	19.85	1.32	-3.02	24.00	24.00	24.00	24.00	24.00	23.80	22.00	0.84	9.09
Camarines Sur	23.50	23.50	23.50	23.50	23.50	23.50	22.00	0.00	6.82	24.50	24.50	24.50	24.50	24.50	24.10	24.00	1.66	2.08
Iloilo	19.60	19.60	19.60	19.60	19.60	18.16	18.55	7.93	5.66	27.00	27.00	27.00	27.00	27.00	27.00	26.00	0.00	3.85
Cebu	22.00	22.20	22.20	22.00	22.10	22.08	22.15	0.09	-0.23	24.00	24.00	24.50	24.00	24.13	24.10	23.75	0.12	1.60
Leyte	20.00	20.00	20.00	20.00	20.00	20.00	20.00	0.00	0.00	24.00	24.00	24.00	24.00	24.00	24.00	24.00	0.00	0.00
Zamboanga City	25.00	25.00	25.00	25.00	25.00	25.00	21.00	0.00	19.05	26.00	26.00	26.00	26.00	26.00	25.00	23.00	4.00	13.04
Misamis Oriental	22.00	22.00	21.60	21.60	21.80	21.36	22.40	2.06	-2.68	25.00	25.00	25.00	25.00	25.00	25.00	25.00	0.00	0.00
Davao City	24.00	24.00	24.00	24.00	24.00	23.76	21.95	1.01	9.34	25.00	25.00	25.00	25.00	25.00	25.00	24.00	0.00	4.17
North Cotabato	19.60	19.60	19.60	19.60	19.60	18.98	18.60	3.27	5.38	22.00	22.00	22.00	21.50	21.88	21.00	20.13	4.19	8.72
Agusan del Norte	-	-	-	-	-	-	-	-	-	23.00	23.00	23.00	23.00	23.00	23.00	23.00	0.00	0.00
Maguindanao	22.00	21.50	22.00	22.00	21.88	22.00	20.00	-0.57	9.38	23.00	22.00	22.00	22.00	22.25	23.00	21.75	-3.26	2.30
Other Provinces 1	21.23	21.35	21.31	21.34	21.35	21.15	20.94	0.95	1.96	23.57	23.67	23.59	23.70	23.67	23.50	23.26	0.72	1.76
Philippines 2/	21.30	21.39	21.36	21.38	21.39	21.17	20.88	1.04	2.44	23.66	23.72	23.66	23.73	23.72	23.54	23.23	0.76	2.11

1/ - Average prices in the remaining reporting provinces.

2/ - Average prices for all reporting provinces.

Annex 2B
Weekly Wholesale and Retail Prices of Rice in Selected Reporting Provinces
for the month of January 2007
(peso per kilogram)

Selected Province/City	Rice, ordinary																
	Wholesale					Retail											
	wk 1	wk 2	wk 3	wk 4	Monthly Average	% Change	wk 1	wk 2	wk 3	wk 4	Monthly Average	% Change					
(2)	(3)	(4)	(5)	(6)	(7)	(8)	(9)	(10)	(11)	(12)	(13)	(14)	(15)	(16)	(17)	(18)	(19)
				Jan-07	Dec-06	Jan-06	(6)/(7)	(6)/(8)	Jan-07	Dec-06	Jan-06	(15)/(16)	Jan-07	Dec-06	Jan-06	(15)/(16)	(15)/(17)
Metro Manila	19.49	19.59	19.59	19.59	19.57	19.59	-0.10	6.59	22.00	22.00	22.00	22.00	22.00	22.00	22.00	0.00	0.00
Benguet	19.00	19.00	19.00	19.00	19.00	19.00	0.00	0.00	20.00	20.00	20.00	20.00	20.00	20.00	20.00	0.00	0.00
La Union	18.50	19.00	19.00	19.00	18.88	18.50	2.05	-14.18	22.00	22.00	22.00	22.00	22.00	22.00	23.00	0.00	-4.35
Cagayan	18.40	18.40	18.50	18.40	18.43	17.70	4.12	1.82	20.00	19.50	19.50	19.50	19.63	19.70	20.00	-0.36	-1.85
Nueva Ecija	19.00	19.00	19.00	19.00	19.00	19.00	0.00	6.29	20.00	20.00	20.00	20.00	20.00	20.40	20.00	-1.96	0.00
Batangas	18.00	18.00	18.00	18.00	18.00	18.00	0.00	0.00	21.00	21.00	21.00	21.00	21.00	21.00	20.00	0.00	5.00
Palawan	20.00	19.00	19.50	20.00	19.63	19.00	3.32	7.56	20.00	20.00	20.00	20.00	20.00	20.00	19.25	0.00	3.90
Albay	18.20	18.20	18.20	18.60	18.30	18.06	1.33	-3.17	21.00	21.00	21.00	21.00	21.00	21.20	20.50	-0.94	2.44
Camarines Sur	20.00	20.00	20.00	20.00	20.00	20.10	-0.50	5.26	22.00	22.00	22.00	22.00	22.00	21.60	21.50	1.85	2.33
Iloilo	17.70	18.00	18.00	18.00	17.93	16.98	5.59	3.34	22.50	23.00	23.00	23.00	22.88	22.00	22.00	4.00	4.00
Cebu	20.00	20.00	20.60	20.60	20.30	20.00	1.50	-0.12	22.00	22.00	22.00	22.00	22.00	22.00	22.00	0.00	0.00
Leyte	18.00	18.00	18.00	18.00	18.00	18.00	0.00	0.00	22.00	22.00	22.00	22.00	22.00	22.00	21.00	0.00	4.76
Zamboanga City	20.20	20.20	20.20	20.20	20.20	20.20	0.00	3.06	21.00	21.00	21.00	21.00	21.00	21.00	20.00	0.00	5.00
Misamis Oriental	20.00	20.40	20.40	20.40	20.30	19.52	4.00	3.11	23.00	23.00	23.00	23.00	23.00	23.00	22.00	0.00	4.55
Davao City	20.00	20.00	20.60	20.60	20.30	20.40	-0.49	8.27	22.00	22.00	22.00	22.00	22.00	20.80	20.00	5.77	10.00
North Cotabato	19.00	19.00	19.00	18.20	18.80	17.92	4.91	6.82	21.00	21.00	21.00	21.00	20.88	19.80	19.00	5.45	9.89
Agusan del Norte	-	-	-	-	-	-	-	-	20.00	20.00	20.00	20.00	20.00	20.00	20.00	0.00	0.00
Maguindanao	19.00	19.00	19.00	19.00	19.00	19.30	-1.55	0.00	20.00	20.00	20.00	20.00	20.00	20.10	20.00	-0.50	0.00
Other Provinces 1	19.48	19.61	19.63	19.66	19.59	19.32	1.40	1.93	21.29	21.39	21.41	21.46	21.40	21.21	21.00	0.90	1.90
Philippines 2/	19.38	19.48	19.52	19.55	19.48	19.22	1.35	1.94	21.27	21.35	21.36	21.39	21.35	21.17	20.93	0.85	2.01

1/ - Average prices in the remaining reporting provinces.

2/ - Average prices for all reporting provinces.

Annex 3
Weekly Farmgate Prices of Corngrain in Selected Reporting Provinces
for the month of January 2007
(peso per kilogram)

Selected Province/City	Farmgate Prices																	
	Corngrain, Yellow									Corngrain, White								
	wk 1 (2)	wk 2 (3)	wk 3 (4)	wk 4 (5)	Monthly Average		% Change (6)/(7) (9)	wk 1 (11)	wk 2 (12)	wk 3 (13)	wk 4 (14)	Monthly Average		% Change (15)/(16) (18)				
					Jan-06 (8)	Dec-06 (7)						Jan-06 (17)	Dec-06 (16)					
(1)	(2)	(3)	(4)	(5)	(6)	(7)	(8)	(9)	(10)	(11)	(12)	(13)	(14)	(15)	(16)	(17)	(18)	(19)
Isabela	10.00	9.50	9.80	9.80	9.78	9.66	10.65	1.24	-8.17	15.00	15.00	15.00	15.00	15.00	15.00	10.00	0.00	50.00
Albay	8.50	8.50	8.50	8.50	8.50	8.50	8.88	0.00	-4.23	-	-	-	-	-	-	-	-	-
Camarines Sur	8.50	8.50	8.70	9.00	8.68	8.74	10.95	-0.69	-20.73	-	-	-	-	-	-	-	-	-
Leyte	-	-	-	-	-	-	-	-	-	7.00	7.00	7.00	7.00	7.00	7.00	5.00	0.00	40.00
Bukidnon	10.20	10.20	10.20	9.70	10.08	9.20	9.35	9.57	7.81	10.00	10.00	10.00	10.00	10.00	9.72	8.20	2.88	21.95
North Cotabato	9.60	9.60	9.60	9.30	9.53	8.96	9.01	6.36	5.74	10.00	10.60	11.00	10.40	10.02	8.56	3.79	21.46	
Sarangani	9.60	9.70	9.60	9.25	9.54	9.25	9.38	3.14	1.76	10.20	10.10	10.10	10.16	9.98	8.38	1.80	21.31	
South Cotabato	10.00	10.10	9.80	10.00	9.98	9.72	9.48	2.67	5.33	10.50	10.60	10.60	10.55	10.40	8.85	1.44	19.21	
Sultan Kudarat	10.00	10.00	10.10	9.77	9.97	9.50	9.25	4.95	7.78	10.20	10.20	10.47	10.34	10.32	8.49	0.19	21.79	
Maguindanao	8.70	8.70	8.70	8.70	8.70	8.70	8.38	0.00	3.88	9.30	9.30	9.20	9.25	9.30	8.50	-0.54	8.82	
Other Provinces 1	9.19	9.20	9.22	9.32	9.29	8.81	8.46	5.45	9.81	11.58	11.94	11.67	11.51	11.39	10.89	8.12	4.59	40.27
Philippines 2/	9.28	9.26	9.28	9.30	9.28	8.93	8.84	3.92	4.98	11.10	11.27	11.19	11.09	11.16	10.50	8.15	6.29	36.93

1/ - Average prices in the remaining reporting provinces.

2/ - Average prices for all reporting provinces.

Annex 4A
Weekly Wholesale and Retail Prices of Corngrain in Selected Reporting Provinces
for the month of January 2007
(peso per kilogram)

Selected Province/City	Corngrain, Yellow												
	Wholesale					Retail							
	wk 1 (2)	wk 2 (3)	wk 3 (4)	wk 4 (5)	Monthly Average Dec-06 (7)	Jan-06 (8)	(6)/(7) (9)	(6)/(8) (10)	Jan-07 (15)	Monthly Average Dec-06 (16)	Jan-06 (17)	(15)/(16) (18)	(15)/(17) (19)
La Union	-	-	-	-	9.92	10.70	1.31	-	13.00	13.00	13.00	0.00	0.00
Isabela	10.40	9.80	10.00	10.00	-	-	-6.07	-	-	-	-	-	-
Palawan	-	-	-	-	-	-	-	-	11.00	11.00	10.50	0.00	4.76
Iloilo	9.50	9.50	9.50	9.50	9.31	9.00	2.04	5.56	16.00	16.00	14.00	0.00	14.29
Negros Occ.	11.00	11.00	11.00	11.00	11.00	10.00	0.00	10.00	15.00	15.00	12.50	0.00	20.00
South Cotabato	10.50	10.80	10.90	10.90	10.26	10.03	5.07	7.53	-	-	-	-	-
Sultan Kudarat	10.35	10.30	10.50	10.40	9.92	9.69	4.74	7.20	10.50	10.70	9.77	5.75	8.50
Basilan	13.50	13.50	13.50	13.70	13.50	13.50	0.37	0.37	15.00	15.00	14.50	2.74	3.45
Maguindanao	9.60	9.60	9.50	9.50	9.60	9.53	-0.52	0.26	-	-	-	-	-
Other Provinces 1	10.96	11.11	11.23	11.13	10.47	10.86	6.11	2.30	15.90	16.07	15.13	3.10	5.49
Philippines 2/	10.82	10.86	10.95	10.90	10.45	10.62	4.11	2.45	14.97	15.07	14.21	2.87	6.05

1/ - Average prices in the remaining reporting provinces.

2/ - Average prices for all reporting provinces.

Annex 4B
Weekly Wholesale and Retail Prices of Corngrain in Selected Reporting Provinces
for the month of January 2007
(peso per kilogram)

Selected Province/City	Corngrain, White																	
	Wholesale					Retail												
	wk 1 (2)	wk 2 (3)	wk 3 (4)	wk 4 (5)	Jan-07 (6)	Monthly Average Dec-06 (7)	Jan-06 (8)	% Change (6)/(7) (9)	(6)/(8) (10)	wk 1 (11)	wk 2 (12)	wk 3 (13)	wk 4 (14)	Jan-07 (15)	Monthly Average Dec-06 (16)	Jan-06 (17)	% Change (15)/(16) (18)	(15)/(17) (19)
Pangasinan	18.00	19.00	19.00	19.00	18.75	18.20	-	3.02	-	19.00	20.00	21.00	21.00	20.25	19.20	-	5.47	-
Cagayan	10.00	11.00	11.00	10.20	10.55	8.36	-	26.20	-	-	-	-	-	-	16.50	-	-	-
Laguna	17.50	17.50	17.50	17.50	17.50	17.50	18.00	0.00	-	25.00	25.00	25.00	25.00	25.00	25.00	24.00	0.00	4.17
Mindoro Occ.	-	-	-	-	-	-	-	-	-	15.00	15.00	15.00	15.00	15.00	14.70	15.00	2.04	0.00
Leyte	9.00	9.00	9.00	9.00	9.00	9.00	7.00	0.00	28.57	10.00	10.00	10.00	10.00	10.00	10.00	10.00	0.00	0.00
Western Samar	8.00	7.50	8.50	8.50	8.13	8.40	6.75	-3.21	20.44	13.00	13.00	13.00	13.00	13.00	13.00	13.00	0.00	0.00
Zamboanga City	-	-	-	-	-	-	-	-	-	-	-	-	-	15.00	15.00	14.00	0.00	7.14
Davao Oriental	11.30	11.00	11.30	11.20	11.20	10.40	9.31	7.69	20.27	-	-	-	-	-	-	-	-	-
South Cotabato	11.00	11.00	11.00	11.00	11.00	10.90	9.49	0.92	15.94	-	-	-	-	-	-	-	-	-
Sultan Kudarat	10.70	10.70	10.80	11.10	10.83	10.74	9.00	0.84	20.30	10.97	10.95	11.07	11.15	11.04	10.96	9.02	0.73	22.36
Basilan	12.50	12.50	12.50	13.00	12.63	12.50	12.95	1.04	-2.47	14.00	14.00	14.00	14.50	14.13	13.60	13.85	3.90	2.02
Maguindanao	10.20	10.20	10.20	10.20	10.20	10.20	9.73	0.00	4.88	-	-	-	-	-	-	-	-	-
Philippines 1/	11.82	11.94	12.08	12.07	11.98	11.62	10.28	3.10	16.54	15.77	15.88	16.76	16.63	15.84	14.80	14.23	7.03	11.31

1/ - Average prices for all reporting provinces.