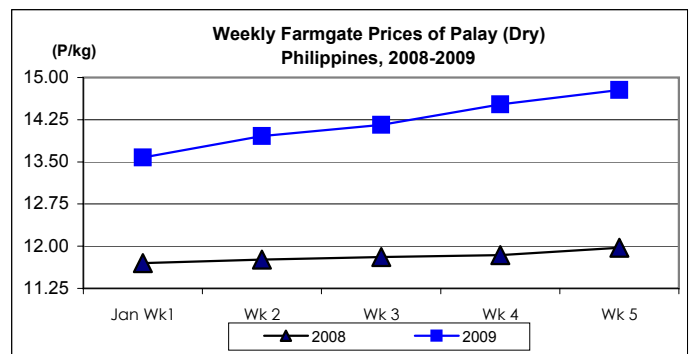


A. Farmgate Price of Palay

* Palay prices continuously recorded weekly increments after a drop at the onset of the month.

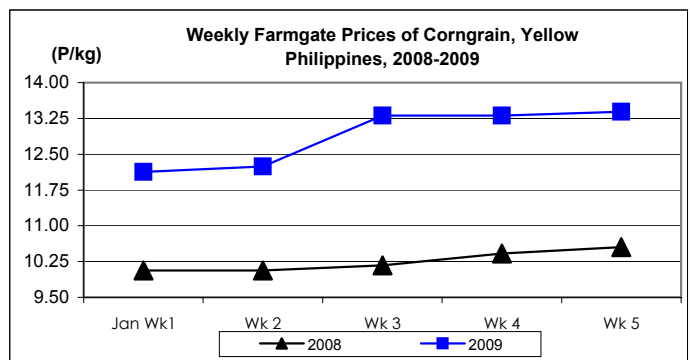
- Average price of palay at P14.09/kg went up by 3.99% and 19.71% from prices of last month and last year, respectively.



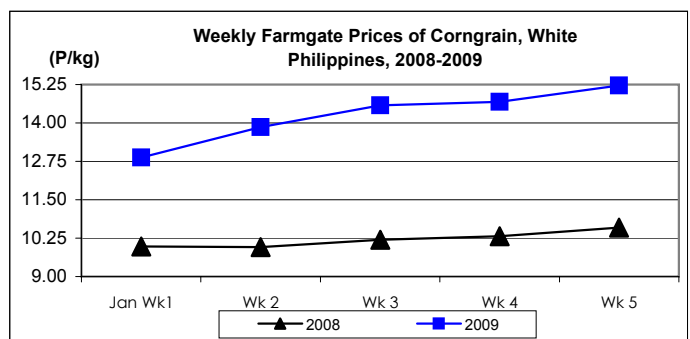
B. Farmgate Prices of Corngrain, Yellow and White

* Yellow corngrain prices were stable on the 3rd and 4th weeks but recorded an increase during the last week. White corngrain prices weakened on the 1st week but recovered continuously until the close of the month.

- Average price of yellow corngrain at P12.89/kg was higher by 10.08% from December 2008 level and by 25.88% from January 2008 quotation.



- Average price of white corngrain at P14.51/kg was 13.63% and 42.96% above last month's and last year's records, respectively.

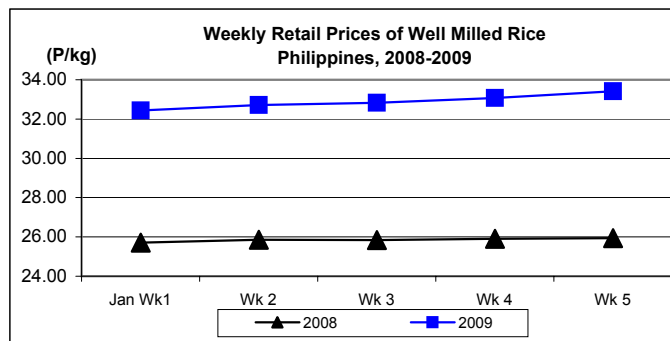
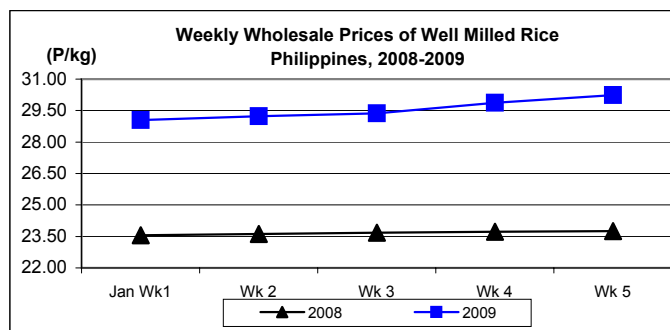


C. Wholesale and Retail Prices of Well Milled Rice (WMR)

* At wholesale, price increases were recorded weekly. At retail, price initially dropped on the 1st week posted mark-ups thereafter.

■ At wholesale, average price at P29.55/kg was **up** by 2.50% compared to last month's price and by 24.84% relative to last year's level.

■ At retail, average price at P32.89/kg **increased** by 1.14% and 27.28% from prices of last month and last year, respectively.

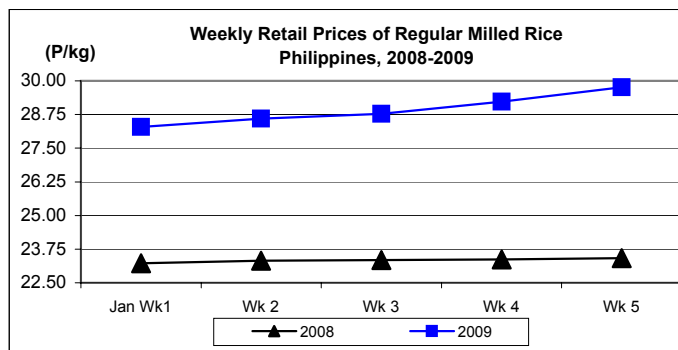
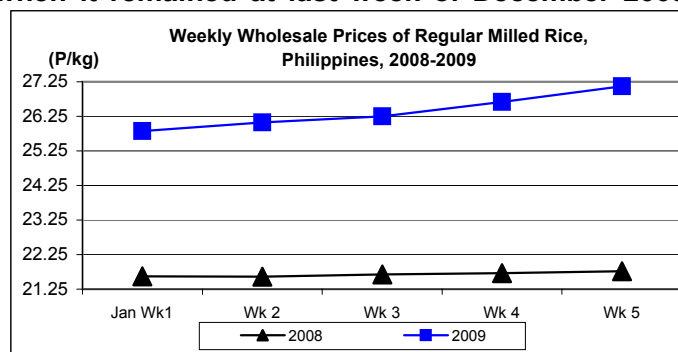


D. Wholesale and Retail Prices of Regular Milled Rice (RMR)

* Continuous upward movement of prices was noted at both wholesale and retail levels except on the 1st week for retail price when it remained at last week of December 2008 level.

■ Average wholesale price at P26.39/kg registered **increments** of 3.13% from last month's P25.59/kg and by 21.84% from last year's P21.66/kg.

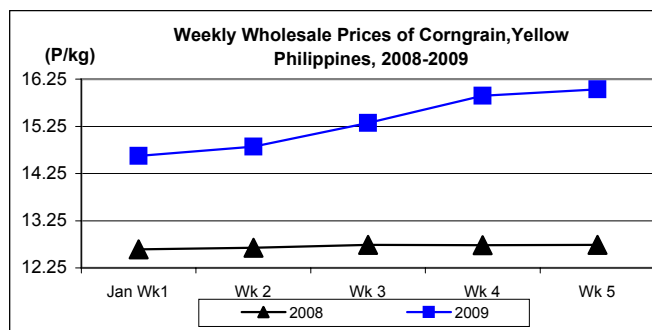
■ Average retail price at P28.89/kg was **higher** by 2.70% and 23.94% compared to quotations of last month and last year, respectively.



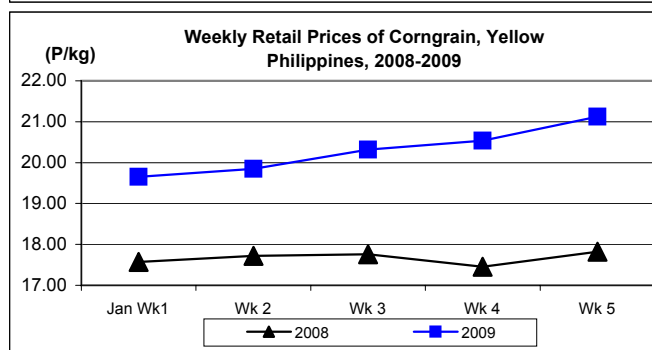
E. Wholesale and Retail Prices of Corngrain, Yellow

* Price increases at both wholesale and retail levels were sustained throughout the month.

- Average wholesale price at P15.25/kg posted **mark-ups** of 5.46% and 20.08% relative to prices of last month and last year, respectively.



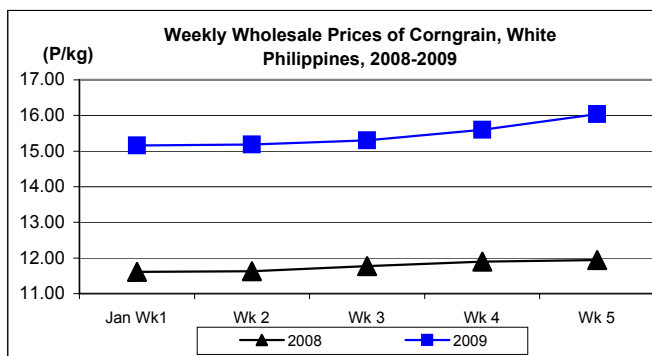
- Average retail price at P20.24/kg **rose** by 4.44% from last month's P19.38/kg and by 14.22% from last year's P17.72/kg.



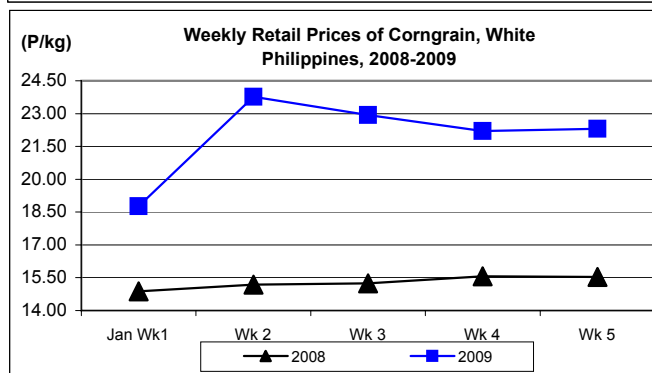
F. Wholesale and Retail Prices of Corngrain, White

* At wholesale, prices went up continuously; at retail, price cuts were noted on the 3rd and 4th weeks.

- At wholesale, the average price of P15.46/kg recorded **increases** of 5.24% and 31.80% from last month's and last year's records, respectively.



- At retail, the average price of P22.50/kg was **higher** by 21.49% from last month's level and by 47.83% from last year's price.



Annex 1

Comparative Farmgate, Wholesale and Retail Prices of Palay, Rice and Corn, Philippines for the month of January 2009

Month/Week	Palay, dry		Well Milled Rice (WMR)			
	Farmgate Prices		Wholesale Prices		Retail Prices	
	Price/kg	% Change	Price/kg	% Change	Price/kg	% Change
Wk 1	13.58	-0.88	29.04	0.28	32.43	-0.49
Wk 2	13.96	2.80	29.23	0.65	32.71	0.86
Wk 3	14.16	1.43	29.37	0.48	32.83	0.37
Wk 4	14.52	2.54	29.87	1.70	33.07	0.73
Wk 5	14.78	1.79	30.24	1.24	33.41	1.03
Jan 2009P	14.09	-	29.55	-	32.89	-
Jan 2008	11.77	19.71	23.67	24.84	25.84	27.28
Dec 2008R	13.55	3.99	28.83	2.50	32.52	1.14

Month/Week	Regular Milled Rice (RMR)			
	Wholesale Prices		Retail Prices	
	Price/kg	% Change	Price/kg	% Change
Wk 1	25.82	0.08	28.29	0.00
Wk 2	26.07	0.97	28.60	1.10
Wk 3	26.25	0.69	28.78	0.63
Wk 4	26.67	1.60	29.23	1.56
Wk 5	27.12	1.69	29.76	1.81
Jan 2009P	26.39	-	28.89	-
Jan 2008	21.66	21.84	23.31	23.94
Dec 2008R	25.59	3.13	28.13	2.70

Month/Week	Corngrain, Yellow					
	Farmgate Prices		Wholesale Prices		Retail Prices	
	Price/kg	% Change	Price/kg	% Change	Price/kg	% Change
Wk 1	12.13	2.10	14.62	7.18	19.65	7.20
Wk 2	12.24	0.91	14.82	1.37	19.85	1.02
Wk 3	13.31	8.74	15.32	3.37	20.32	2.37
Wk 4	13.31	0.00	15.90	3.79	20.54	1.08
Wk 5	13.39	0.60	16.03	0.82	21.12	2.82
Jan 2009P	12.89	-	15.25	-	20.24	-
Jan 2008	10.24	25.88	12.70	20.08	17.72	14.22
Dec 2008R	11.71	10.08	14.46	5.46	19.38	4.44

Month/Week	Corngrain, White					
	Farmgate Prices		Wholesale Prices		Retail Prices	
	Price/kg	% Change	Price/kg	% Change	Price/kg	% Change
Wk 1	12.88	-1.60	15.16	0.60	18.77	0.37
Wk 2	13.86	7.61	15.19	0.20	23.77	26.64
Wk 3	14.57	5.12	15.30	0.72	22.94	-3.49
Wk 4	14.69	0.82	15.60	1.96	22.20	-3.23
Wk 5	15.22	3.61	16.04	2.82	22.30	0.45
Jan 2009P	14.51	-	15.46	-	22.50	-
Jan 2008	10.15	42.96	11.73	31.80	15.22	47.83
Dec 2008R	12.77	13.63	14.69	5.24	18.52	21.49

Note: R-revised; P-preliminary

