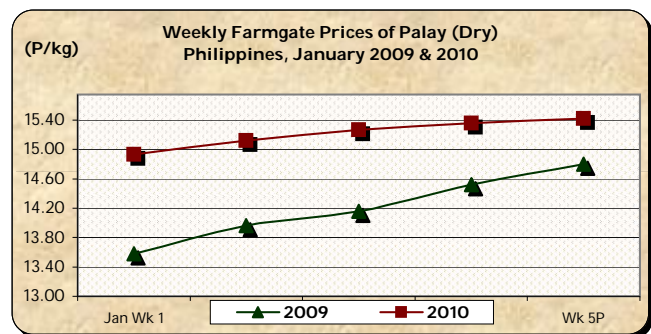


A. Farmgate Price of Palay

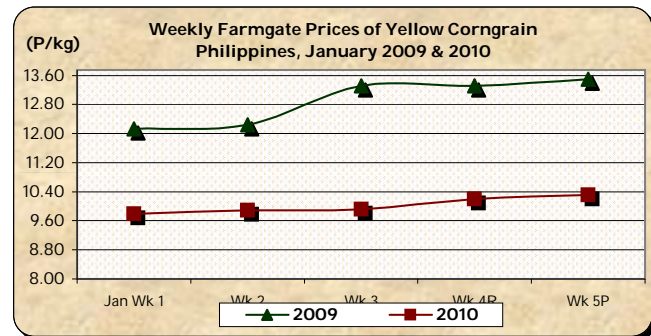
- * Prices sustained their weekly uptrend but at rates getting sluggish towards the end of the month.
- The monthly average price of P15.23/kg rose by 4.60% from last month's level and by 8.09% relative to last year's quotation.



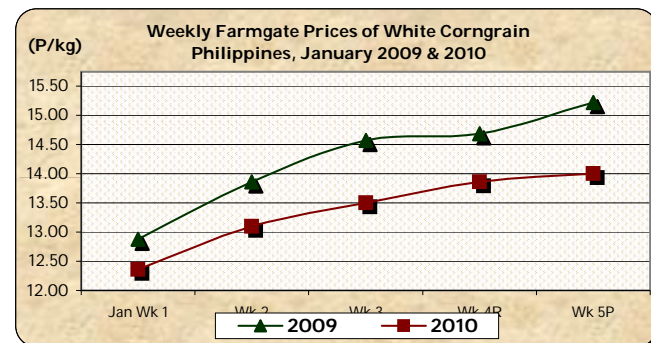
B. Farmgate Prices of Corngrain, Yellow and White

- * Both yellow and white corngrain prices recorded continuous increases throughout the month.

- The average price of yellow corngrain at P10.13/kg was 4.33% higher than December 2009 price but was lower by 21.53% from January 2009 level.



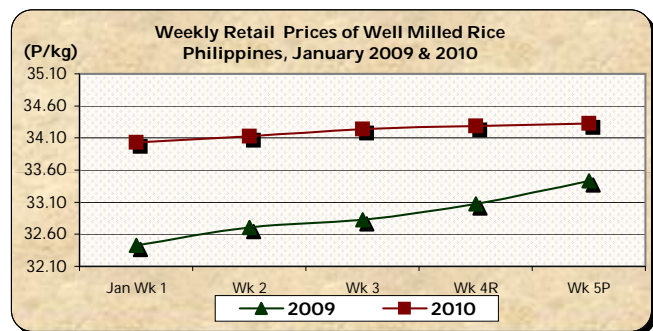
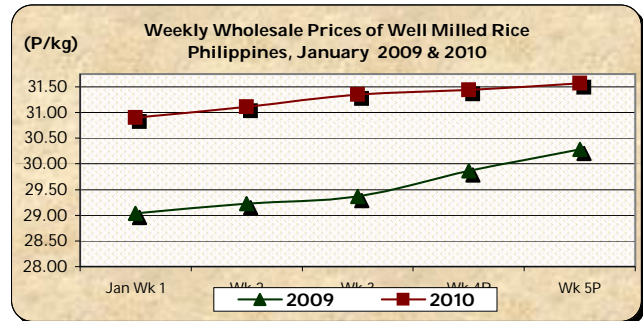
- The average price of white corngrain at P13.70/kg was 12.66% above last month's level but was below last year's report by 5.58%.



C. Wholesale and Retail Prices of Well Milled Rice (WMR)

* Prices at both wholesale and retail levels registered weekly increments.

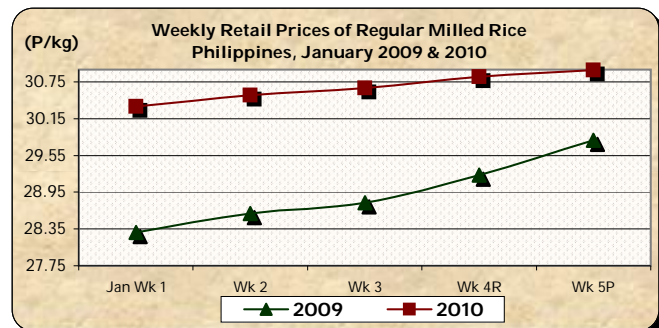
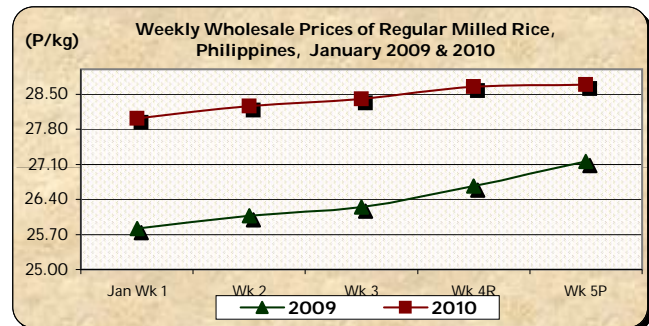
- The average wholesale price of P31.27/kg was **up** by 1.49% from December 2009 price and by 5.78% from January 2009 level.
- The average retail price of P34.20/kg indicated **increases** of 0.62% and 3.98% from prices of last month and last year, respectively.



D. Wholesale and Retail Prices of Regular Milled Rice (RMR)

* Both wholesale and retail prices continuously moved upward throughout the month.

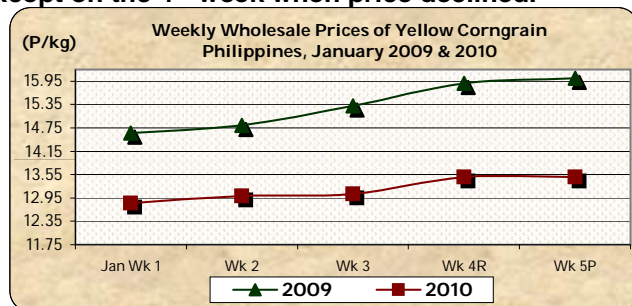
- At wholesale, the average price of P28.41/kg posted **mark-ups** of 1.76% from last month's P27.92/kg and 7.61% from last year's P26.40/kg.
- At retail, the average price of P30.66/kg reflected **increments** of 1.19% and 6.09% from last month's and last year's prices, respectively.



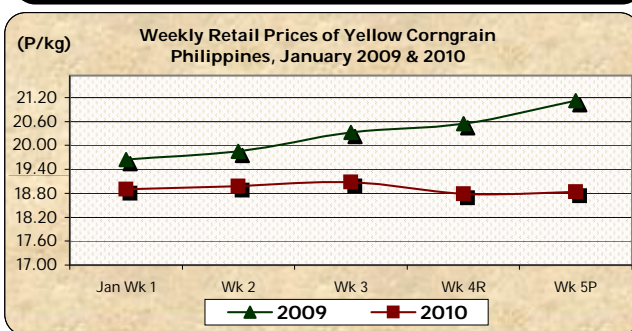
E. Wholesale and Retail Prices of Corngrain, Yellow

* At wholesale, prices increased successively until the 4th week and remained at that level in the 5th week. At retail, prices went up except on the 4th week when price declined.

- The average wholesale price of P13.29/kg was **up** by 4.40% from last month's P12.73/kg but was **down** by 12.85% relative to last year's P15.25/kg.



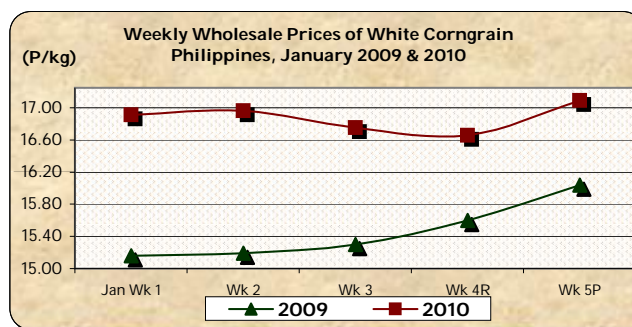
- The average retail price of P18.74/kg rose by 0.86% from December 2009 price but fell by 7.41% from January 2009 level.



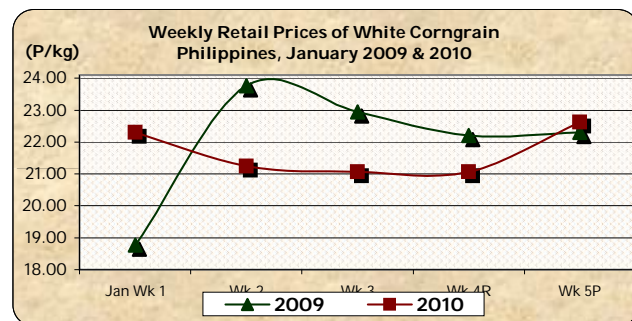
F. Wholesale and Retail Prices of Corngrain, White

* While fluctuations were registered at both wholesale and retail levels, the average monthly price were still on the uptrend.

- The average wholesale price of P16.88/kg was **higher** by 3.30% and 9.18% compared to last month's and last year's prices, respectively.



- The average retail price of P22.67/kg was **above** last month's quotation by 6.33% and last year's price by 0.76%.



Annex 1

Comparative Farmgate, Wholesale and Retail Prices of Palay, Rice and Corn, Philippines for the month of January 2010

Month/Week	Palay, dry		Well Milled Rice (WMR)			
	Farmgate Prices		Wholesale Prices		Retail Prices	
	Price/kg	% Change	Price/kg	% Change	Price/kg	% Change
Wk 1	14.93	1.91	30.90	0.03	34.03	0.06
Wk 2	15.12	1.27	31.11	0.68	34.13	0.29
Wk 3	15.27	0.99	31.35	0.77	34.24	0.32
Wk 4R	15.36	0.59	31.44	0.29	34.29	0.15
Wk 5P	15.42	0.39	31.57	0.41	34.33	0.12
Jan 2010P	15.23	-	31.27	-	34.20	-
Jan 2009	14.09	8.09	29.56	5.78	32.89	3.98
Dec 2009	14.56	4.60	30.81	1.49	33.99	0.62

Month/Week	Regular Milled Rice (RMR)			
	Wholesale Prices		Retail Prices	
	Price/kg	% Change	Price/kg	% Change
Wk 1	28.02	0.18	30.35	0.40
Wk 2	28.26	0.86	30.53	0.59
Wk 3	28.41	0.53	30.65	0.39
Wk 4R	28.65	0.84	30.83	0.59
Wk 5P	28.69	0.14	30.94	0.36
Jan 2010P	28.41	-	30.66	-
Jan 2009	26.40	7.61	28.90	6.09
Dec 2009	27.92	1.76	30.30	1.19

Month/Week	Corngrain, Yellow					
	Farmgate Prices		Wholesale Prices		Retail Prices	
	Price/kg	% Change	Price/kg	% Change	Price/kg	% Change
Wk 1	9.79	0.31	12.81	0.23	18.90	0.16
Wk 2	9.89	1.02	13.00	1.48	18.98	0.42
Wk 3	9.92	0.30	13.05	0.38	19.08	0.53
Wk 4R	10.20	2.82	13.49	3.37	18.78	-1.57
Wk 5P	10.31	1.08	13.49	0.00	18.83	0.27
Jan 2010P	10.13	-	13.29	-	18.74	-
Jan 2009	12.91	-21.53	15.25	-12.85	20.24	-7.41
Dec 2009	9.71	4.33	12.73	4.40	18.58	0.86

Month/Week	Corngrain, White					
	Farmgate Prices		Wholesale Prices		Retail Prices	
	Price/kg	% Change	Price/kg	% Change	Price/kg	% Change
Wk 1	12.36	1.81	16.91	1.74	22.31	1.50
Wk 2	13.10	5.99	16.96	0.30	21.25	-4.75
Wk 3	13.50	3.05	16.75	-1.24	21.07	-0.85
Wk 4R	13.86	2.67	16.66	-0.54	21.07	0.00
Wk 5P	14.00	1.01	17.09	2.58	22.62	7.36
Jan 2010P	13.70	-	16.88	-	22.67	-
Jan 2009	14.51	-5.58	15.46	9.18	22.50	0.76
Dec 2009	12.16	12.66	16.34	3.30	21.32	6.33

Note: R-revised; P-preliminary

