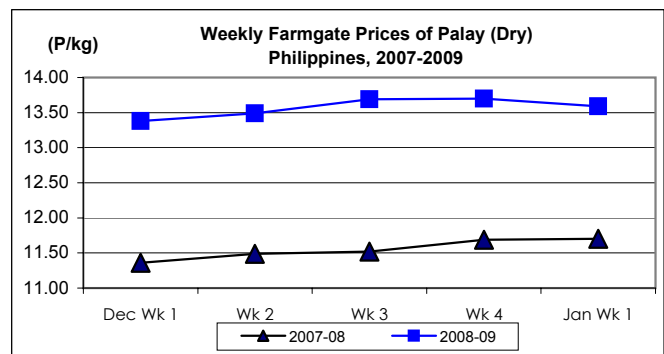


A. Farmgate Price of Palay

* Price at farmgate weakened after several weeks of increases.

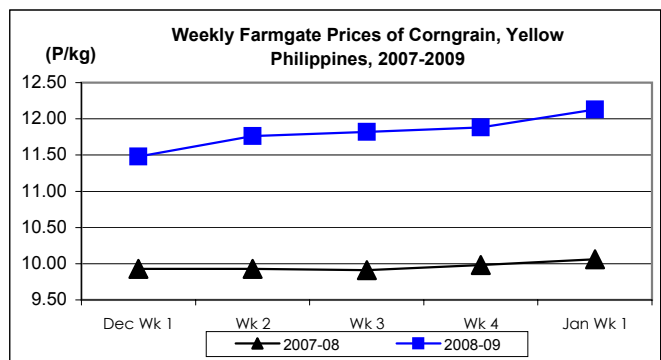
- Average price at P13.59/kg recorded a 0.80% **decrement** from last week's price but posted a 16.15% **increment** over last year's quotation.



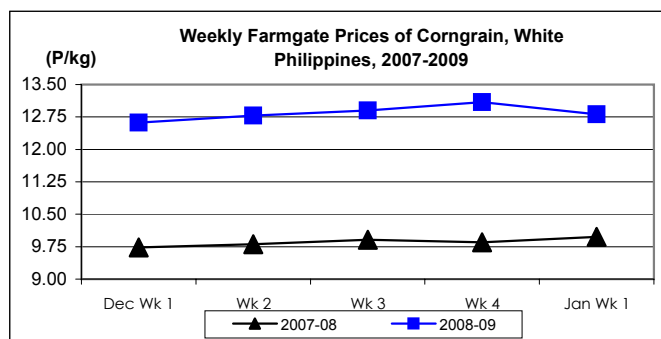
B. Farmgate Prices of Corngrain, Yellow and White

* Price of yellow corngrain sustained an uptrend while that of white corngrain dropped.

- Yellow corngrain price at P12.13/kg **rose** by 2.10% and 20.58% from prices of last week and last year, respectively.



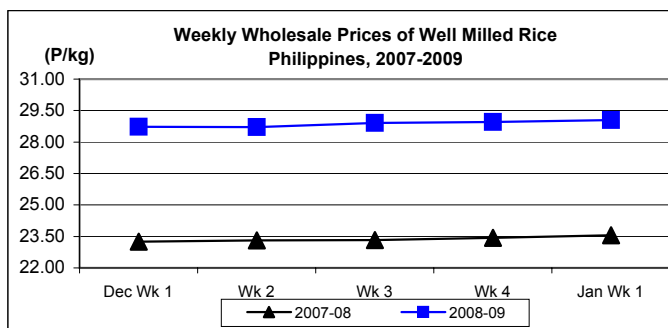
- White corngrain price at P12.81/kg was **lower** by 2.14% from the previous week's price but was **higher** by 28.36% relative to 2008 report.



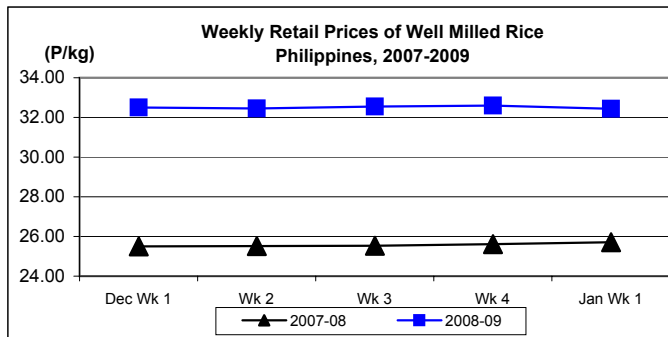
C. Wholesale and Retail Prices of Well Milled Rice (WMR)

* Price at wholesale continuously increased while price at retail declined.

- Wholesale price at P29.04/kg **gained** by 0.28% and 23.26% from prices of last week and last year, respectively.



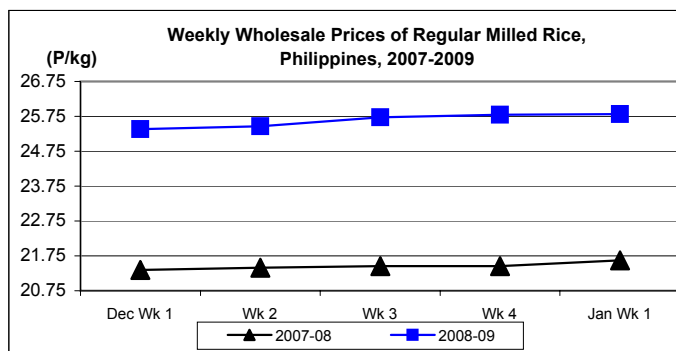
- Retail price at P32.43/kg **went down** by 0.49% from last week's quotation but **moved up** by 26.14% relative to last year's record.



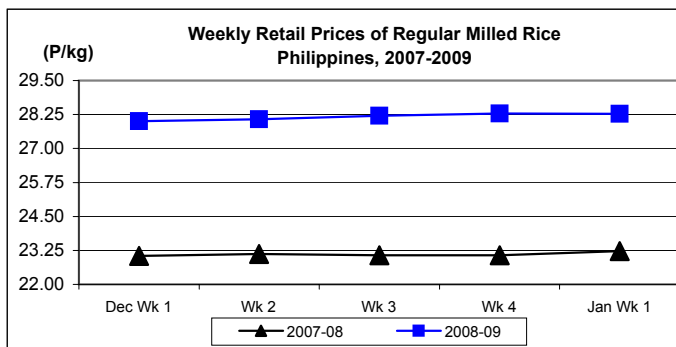
D. Wholesale and Retail Prices of Regular Milled Rice (RMR)

* Wholesale price increased but retail price decreased.

- Wholesale price at P25.81/kg recorded a **slight mark-up** of 0.04% from last week's P25.80/kg. Compared to last year's report, this was, likewise, **higher** by 19.38%.



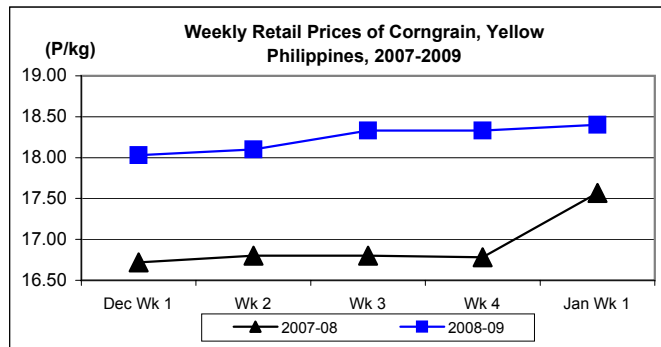
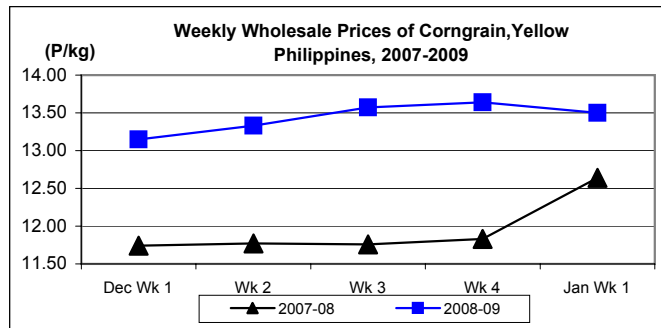
- Retail price at P28.27/kg was 0.07% **below** last week's price but was 21.70% **above** last year's quotation.



E. Wholesale and Retail Prices of Corngrain, Yellow

* Price at wholesale decreased while that at retail moved up.

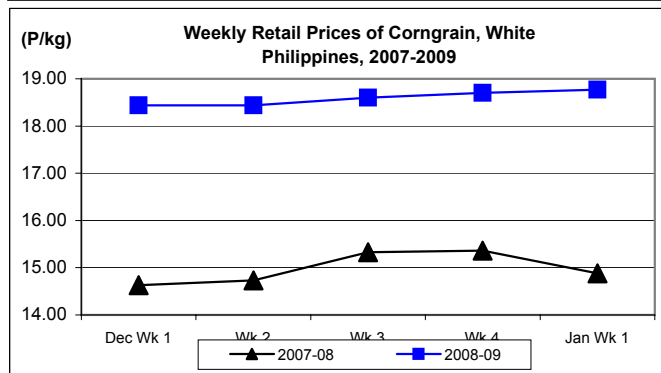
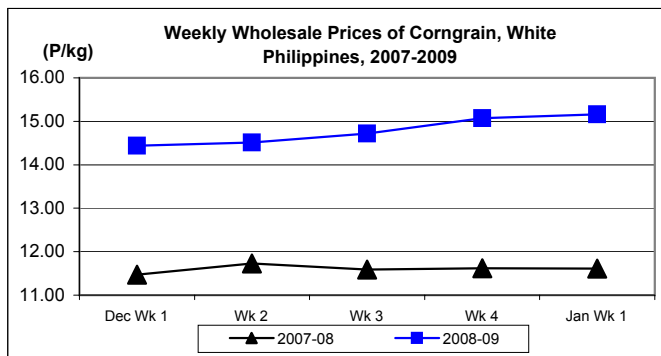
- Wholesale price at P13.50/kg registered a **cut** of 1.03% from last week's level but reflected a 6.80% **gain** from last year's price.
- Retail price at P18.40/kg was **up** by 0.38% from last week's report and by 4.72% from last year's level.



F. Wholesale and Retail Prices of Corngrain, White

* Prices at both wholesale and retail levels showed continuous uptrend but at rates slower than last week's records.

- Wholesale price at P15.16/kg indicated **increments** of 0.60% from last week's price and 30.58% from last year's quotation.
- Retail price at P18.77/kg posted **gains** of 0.37% and 26.14% from prices of last week and last year, respectively.



Annex 1

Comparative Weekly Farmgate, Wholesale and Retail Prices of Palay, Rice and Corn, Philippines

Month/Week	Palay (Dry)				Well Milled Rice (WMR)							
	Farmgate Prices				Wholesale Prices				Retail Prices			
	2007-08	2008-09	% Change		2007-08	2008-09	% Change		2007-08	2008-09	% Change	
(1)	(2)	(3)	(3)/(2)	(weekly)	(6)	(7)	(7)/(6)	(weekly)	(10)	(11)	(11)/(10)	(weekly)
Dec Wk 1	11.36	13.38	17.78	0.75	23.25	28.73	23.57	-0.31	25.50	32.50	27.45	0.00
Wk 2	11.49	13.49	17.41	0.82	23.31	28.71	23.17	-0.07	25.52	32.45	27.16	-0.15
Wk 3	11.52	13.69	18.84	1.48	23.33	28.91	23.92	0.70	25.53	32.55	27.50	0.31
Wk 4	11.69	13.70	17.19	0.07	23.43	28.96	23.60	0.17	25.61	32.59	27.25	0.12
Jan Wk 1	11.70	13.59	16.15	-0.80	23.56	29.04	23.26	0.28	25.71	32.43	26.14	-0.49

Month/Week	Regular Milled Rice (RMR)							
	Wholesale Prices				Retail Prices			
	2007-08	2008-09	% Change		2007-08	2008-09	% Change	
(1)	(2)	(3)	(3)/(2)	(weekly)	(6)	(7)	(7)/(6)	(weekly)
Dec Wk 1	21.35	25.38	18.88	-0.04	23.05	28.00	21.48	-0.50
Wk 2	21.41	25.47	18.96	0.35	23.12	28.08	21.45	0.29
Wk 3	21.46	25.72	19.85	0.98	23.07	28.20	22.24	0.43
Wk 4	21.46	25.80	20.22	0.31	23.07	28.29	22.63	0.32
Jan Wk 1	21.62	25.81	19.38	0.04	23.23	28.27	21.70	-0.07

Month/Week	Corngrain, Yellow											
	Farmgate Prices				Wholesale Prices				Retail Prices			
	2007-08	2008-09	% Change		2007-08	2008-09	% Change		2007-08	2008-09	% Change	
(1)	(2)	(3)	(3)/(2)	(weekly)	(6)	(7)	(7)/(6)	(weekly)	(10)	(11)	(11)/(10)	(weekly)
Dec Wk 1	9.93	11.48	15.61	1.86	11.74	13.15	12.01	0.00	16.72	18.03	7.83	0.95
Wk 2	9.93	11.76	18.43	2.44	11.77	13.33	13.25	1.37	16.80	18.10	7.74	0.39
Wk 3	9.91	11.82	19.27	0.51	11.76	13.57	15.39	1.80	16.80	18.33	9.11	1.27
Wk 4	9.98	11.88	19.04	0.51	11.83	13.64	15.30	0.52	16.78	18.33	9.24	0.00
Jan Wk 1	10.06	12.13	20.58	2.10	12.64	13.50	6.80	-1.03	17.57	18.40	4.72	0.38

Month/Week	Corngrain, White											
	Farmgate Prices				Wholesale Prices				Retail Prices			
	2007-08	2008-09	% Change		2007-08	2008-09	% Change		2007-08	2008-09	% Change	
(1)	(2)	(3)	(3)/(2)	(weekly)	(6)	(7)	(7)/(6)	(weekly)	(10)	(11)	(11)/(10)	(weekly)
Dec Wk 1	9.73	12.62	29.70	1.28	11.47	14.44	25.89	-0.48	14.63	18.44	26.04	0.00
Wk 2	9.81	12.78	30.28	1.27	11.73	14.51	23.70	0.48	14.73	18.44	25.19	0.00
Wk 3	9.91	12.90	30.17	0.94	11.59	14.72	27.01	1.45	15.33	18.60	21.33	0.87
Wk 4	9.85	13.09	32.89	1.47	11.62	15.07	29.69	2.38	15.36	18.70	21.74	0.54
Jan Wk 1	9.98	12.81	28.36	-2.14	11.61	15.16	30.58	0.60	14.88	18.77	26.14	0.37