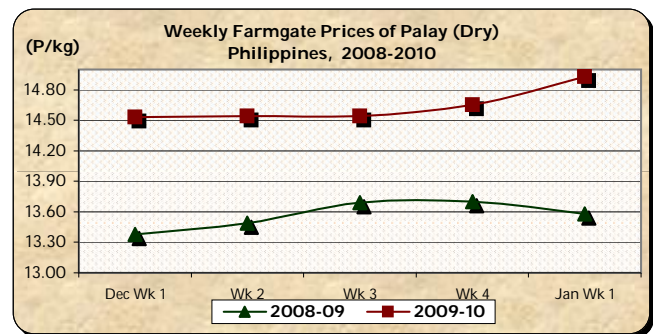


A. Farmgate Price of Palay

* Prices of palay continued to increase at a rate faster than last week's movement.

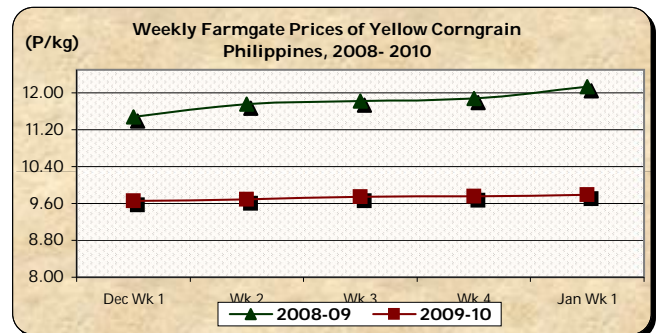
- The average price of P14.93/kg was **higher** than last week's and last year's prices by 1.91% and 9.94%, respectively.



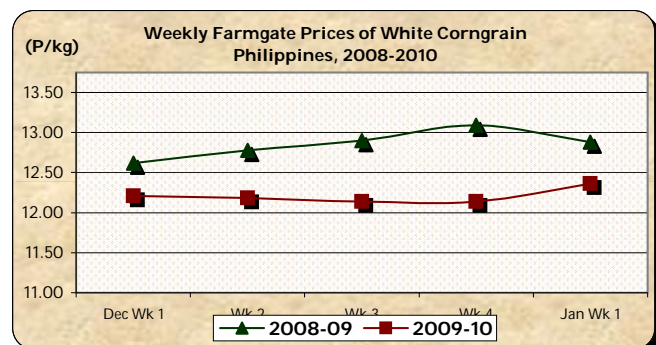
B. Farmgate Prices of Corngrain, Yellow and White

* Both yellow and white corngrains recorded price increments.

- Yellow corngrain price at P9.79/kg was 0.31% **above** last week's price but was 19.29% **below** last year's level.



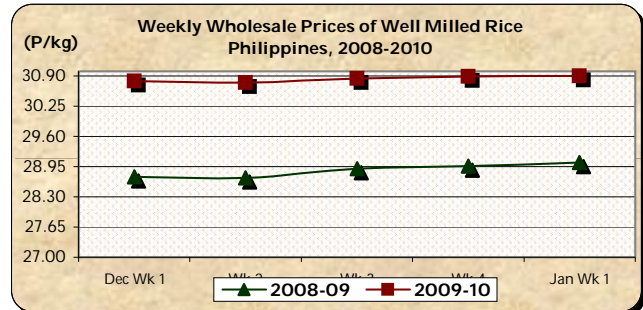
- White corngrain price at P12.36/kg was **up** by 1.81% from last week's P12.14/kg but was **down** by 4.04% relative to last year's P12.88/kg.



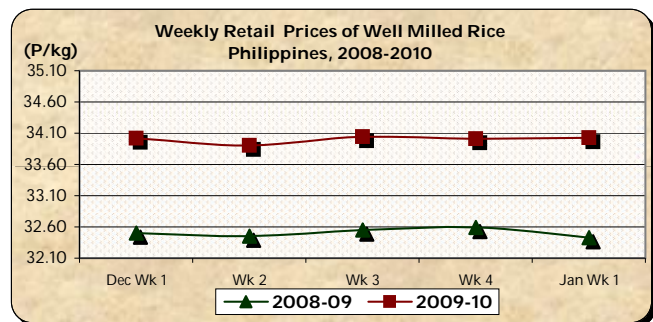
C. Wholesale and Retail Prices of Well Milled Rice (WMR)

* Minimal increases in prices were noted at both wholesale and retail levels.

- The average wholesale price of P30.90/kg rose by 0.03% and 6.40% relative to prices of last week and last year, respectively.



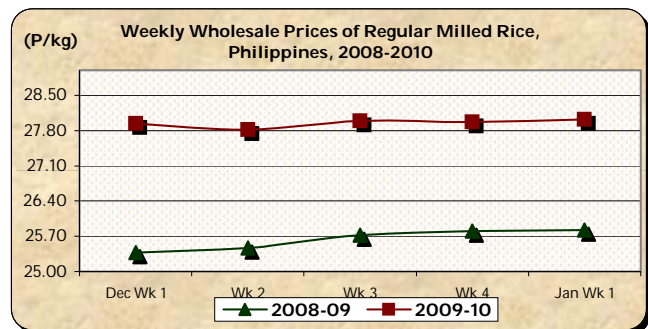
- The average retail price of P34.03/kg posted mark-ups of 0.06% from last week's quotation and 4.93% relative to last year's report.



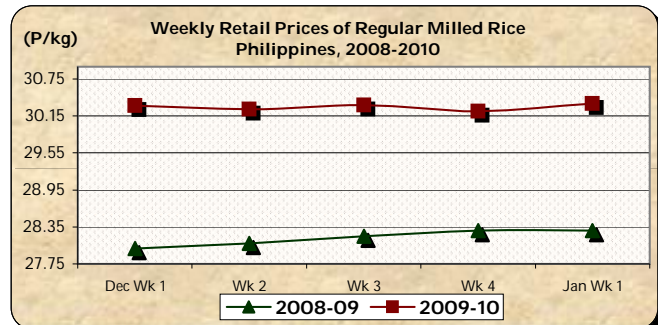
D. Wholesale and Retail Prices of Regular Milled Rice (RMR)

* Prices at both wholesale and retail levels recovered from previous week's drops.

- At wholesale, the average price of P28.02/kg posted increases of 0.18% from last week's level and 8.52% from last year's record.



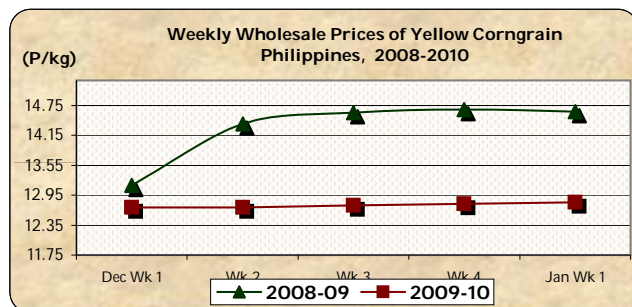
- At retail, the average price of P30.35/kg reflected increments of 0.40% and 7.28% from last week's and last year's prices, respectively.



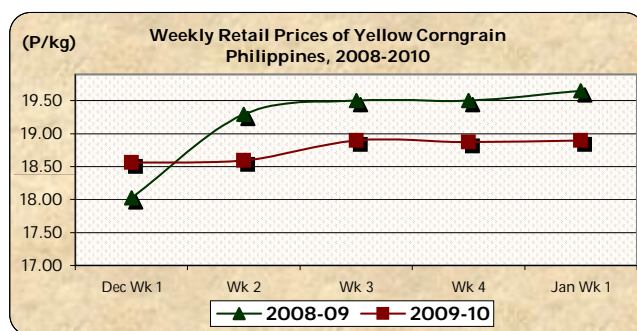
E. Wholesale and Retail Prices of Corngrain, Yellow

* Both wholesale and retail prices moved upward.

- The average wholesale price of P12.81/kg was 0.23% **higher** than last week's P12.78/kg but was 12.38% **lower** than last year's P14.62/kg.



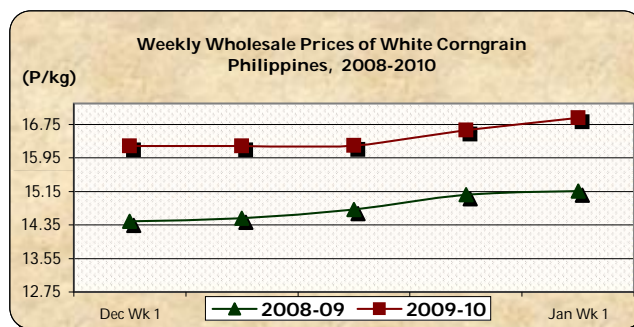
- The average retail price of P18.90/kg indicated a 0.16% **mark-up** from last week's level but registered a 3.82% **cut** from last year's price.



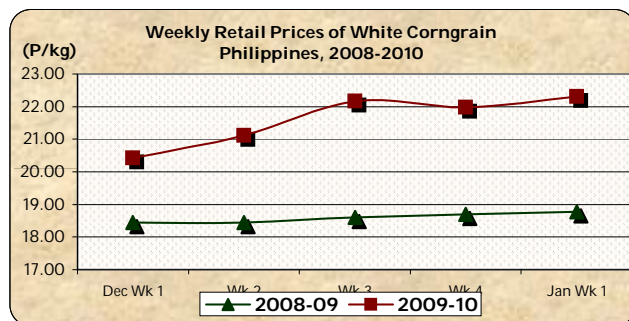
F. Wholesale and Retail Prices of Corngrain, White

* Prices at both wholesale and retail levels posted increases.

- At wholesale, the average price of P16.91/kg **rose** by 1.74% from last week's level and by 11.54% relative to last year's quotation.



- At retail, the average price of P22.31/kg were **up** by 1.50% and 18.86% from last week's and last year's prices, respectively.



Annex 1

Comparative Weekly Farmgate, Wholesale and Retail Prices of Palay, Rice and Corn, Philippines

| Month/Week | Palay (Dry) | | | | Well Milled Rice (WMR) | | | | | | | |
|------------|-----------------|---------|----------|----------|------------------------|---------|----------|----------|---------------|---------|-----------|----------|
| | Farmgate Prices | | | | Wholesale Prices | | | | Retail Prices | | | |
| | 2008-09 | 2009-10 | % Change | | 2008-09 | 2009-10 | % Change | | 2008-09 | 2009-10 | % Change | |
| (1) | (2) | (3) | (3)/(2) | (weekly) | (6) | (7) | (7)/(6) | (weekly) | (10) | (11) | (11)/(10) | (weekly) |
| Dec Wk 1 | 13.38 | 14.53 | 8.59 | -0.34 | 28.73 | 30.79 | 7.17 | -0.10 | 32.50 | 34.02 | 4.68 | 0.24 |
| Wk 2 | 13.49 | 14.54 | 7.78 | 0.07 | 28.71 | 30.76 | 7.14 | -0.10 | 32.45 | 33.90 | 4.47 | -0.35 |
| Wk 3 | 13.69 | 14.54 | 6.21 | 0.00 | 28.91 | 30.85 | 6.71 | 0.29 | 32.55 | 34.04 | 4.58 | 0.41 |
| Wk 4R | 13.70 | 14.65 | 6.93 | 0.76 | 28.96 | 30.89 | 6.66 | 0.13 | 32.59 | 34.01 | 4.36 | -0.09 |
| Jan Wk 1P | 13.58 | 14.93 | 9.94 | 1.91 | 29.04 | 30.90 | 6.40 | 0.03 | 32.43 | 34.03 | 4.93 | 0.06 |

| Month/Week | Regular Milled Rice (RMR) | | | | | | | |
|------------|---------------------------|---------|----------|----------|---------------|---------|----------|----------|
| | Wholesale Prices | | | | Retail Prices | | | |
| | 2008-09 | 2009-10 | % Change | | 2008-09 | 2009-10 | % Change | |
| (1) | (2) | (3) | (3)/(2) | (weekly) | (6) | (7) | (7)/(6) | (weekly) |
| Dec Wk 1 | 25.38 | 27.94 | 10.09 | 0.65 | 28.00 | 30.32 | 8.29 | 0.07 |
| Wk 2 | 25.47 | 27.82 | 9.23 | -0.43 | 28.08 | 30.26 | 7.76 | -0.20 |
| Wk 3 | 25.72 | 27.99 | 8.83 | 0.61 | 28.20 | 30.33 | 7.55 | 0.23 |
| Wk 4R | 25.80 | 27.97 | 8.41 | -0.07 | 28.29 | 30.23 | 6.86 | -0.33 |
| Jan Wk 1P | 25.82 | 28.02 | 8.52 | 0.18 | 28.29 | 30.35 | 7.28 | 0.40 |

| Month/Week | Corngrain, Yellow | | | | | | | | | | | |
|------------|-------------------|---------|----------|----------|------------------|---------|----------|----------|---------------|---------|-----------|----------|
| | Farmgate Prices | | | | Wholesale Prices | | | | Retail Prices | | | |
| | 2008-09 | 2009-10 | % Change | | 2008-09 | 2009-10 | % Change | | 2008-09 | 2009-10 | % Change | |
| (1) | (2) | (3) | (3)/(2) | (weekly) | (6) | (7) | (7)/(6) | (weekly) | (10) | (11) | (11)/(10) | (weekly) |
| Dec Wk 1 | 11.48 | 9.65 | -15.94 | 0.21 | 13.15 | 12.70 | -3.42 | -0.16 | 18.03 | 18.56 | 2.94 | 0.16 |
| Wk 2 | 11.76 | 9.69 | -17.60 | 0.41 | 14.38 | 12.70 | -11.68 | 0.00 | 19.29 | 18.59 | -3.63 | 0.16 |
| Wk 3 | 11.82 | 9.74 | -17.60 | 0.52 | 14.60 | 12.75 | -12.67 | 0.39 | 19.50 | 18.90 | -3.08 | 1.67 |
| Wk 4R | 11.88 | 9.76 | -17.85 | 0.21 | 14.66 | 12.78 | -12.82 | 0.24 | 19.50 | 18.87 | -3.23 | -0.16 |
| Jan Wk 1P | 12.13 | 9.79 | -19.29 | 0.31 | 14.62 | 12.81 | -12.38 | 0.23 | 19.65 | 18.90 | -3.82 | 0.16 |

| Month/Week | Corngrain, White | | | | | | | | | | | |
|------------|------------------|---------|----------|----------|------------------|---------|----------|----------|---------------|---------|-----------|----------|
| | Farmgate Prices | | | | Wholesale Prices | | | | Retail Prices | | | |
| | 2008-09 | 2009-10 | % Change | | 2008-09 | 2009-10 | % Change | | 2008-09 | 2009-10 | % Change | |
| (1) | (2) | (3) | (3)/(2) | (weekly) | (6) | (7) | (7)/(6) | (weekly) | (10) | (11) | (11)/(10) | (weekly) |
| Dec Wk 1 | 12.62 | 12.21 | -3.25 | -0.81 | 14.44 | 16.24 | 12.47 | 1.00 | 18.44 | 20.42 | 10.74 | 0.00 |
| Wk 2 | 12.78 | 12.18 | -4.69 | -0.25 | 14.51 | 16.24 | 11.92 | 0.00 | 18.44 | 21.11 | 14.48 | 3.38 |
| Wk 3 | 12.90 | 12.14 | -5.89 | -0.33 | 14.72 | 16.25 | 10.39 | 0.06 | 18.60 | 22.17 | 19.19 | 5.02 |
| Wk 4R | 13.09 | 12.14 | -7.26 | 0.00 | 15.07 | 16.62 | 10.29 | 2.28 | 18.70 | 21.98 | 17.54 | -0.86 |
| Jan Wk 1P | 12.88 | 12.36 | -4.04 | 1.81 | 15.16 | 16.91 | 11.54 | 1.74 | 18.77 | 22.31 | 18.86 | 1.50 |

Note: R-revised; P-preliminary