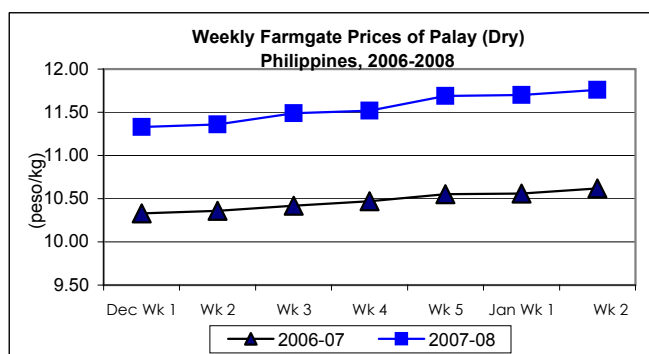




Updates on Palay, Rice & Corn Prices, January 9-15, 2008

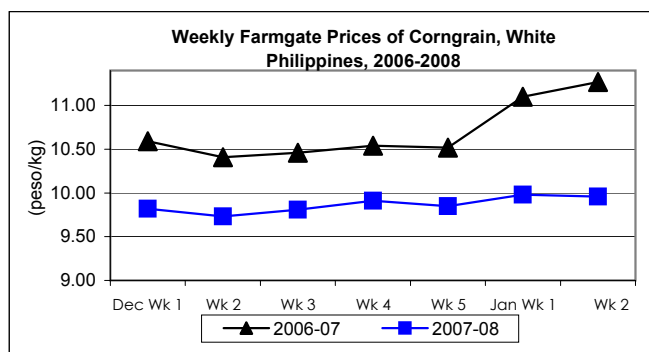
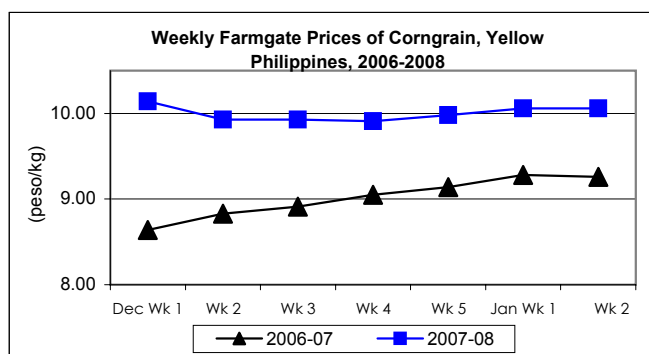
A. Farmgate Price of Palay

- * Sustained increases of prices were noted at farmgate.
 - Price at P11.76/kg recorded **increases** of 0.51% from last week's price and 10.73% relative to last year's price.



B. Farmgate Prices of Corngrain, Yellow and White

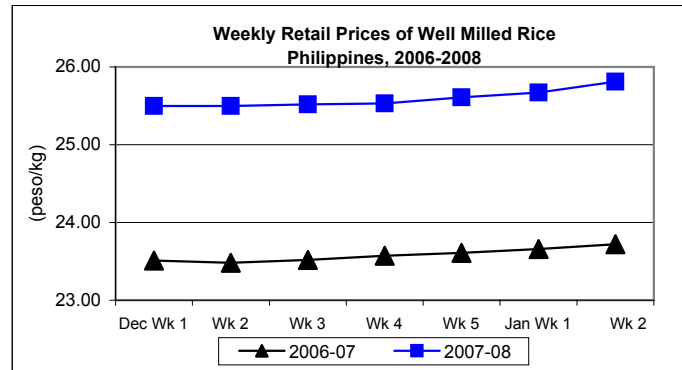
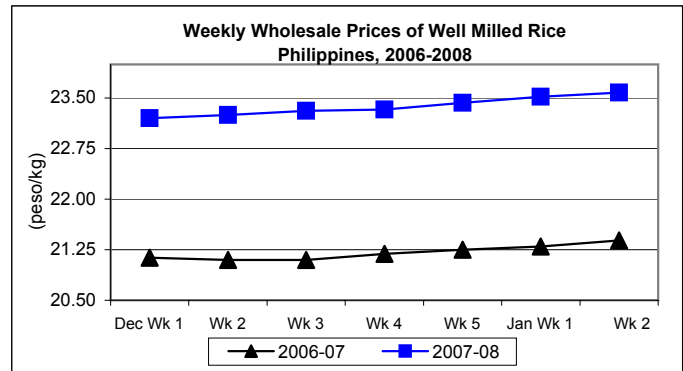
- * Price of yellow corngrain remained at last week's record, while white corngrain price registered a slight decrease.
 - Yellow corngrain price was **stable** at P10.06/kg but recorded an **increase** of 8.64% from last year's price.
 - White corngrain price at P9.96/kg was **down** by 0.20% from last week's price and by 11.62% compared to 2007 level.



C. Wholesale and Retail Prices of Well Milled Rice (WMR)

☀ There were sustained upward movements of prices at the retail and wholesale levels.

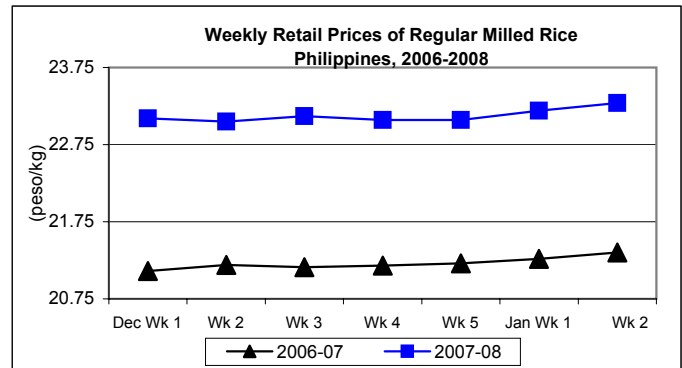
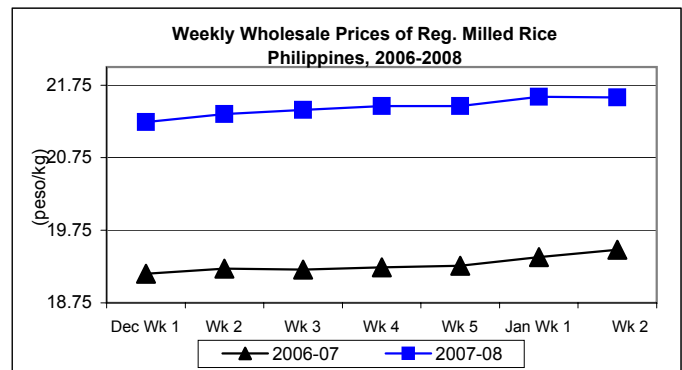
- Wholesale price, which was posted at P23.58/kg was **higher** by 0.26% and 10.24% from prices of last week and last year, respectively.
- Retail price at P25.81/kg **rose** by 0.55% from the price of previous week and by 8.81% relative to last year's quotation.



D. Wholesale and Retail Prices of Regular Milled Rice (RMR)

☀ Wholesale price slightly dropped this week while retail price moved up slowly relative to last week's quotation.

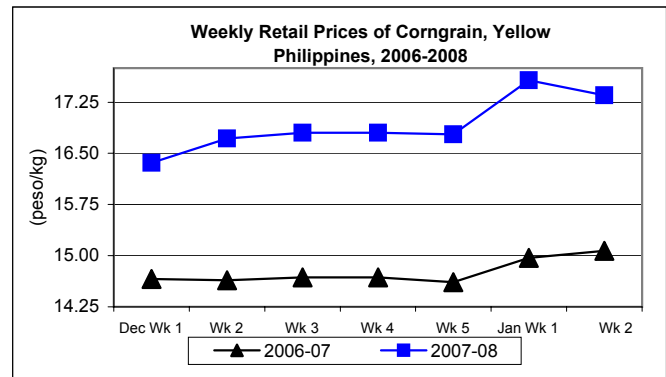
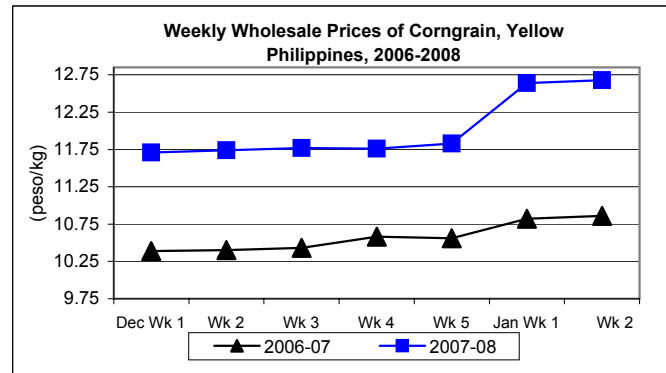
- Wholesale price, which was recorded at P21.58/kg, **fell** by 0.05% from last week's price but still **grew** by 10.78% compared to price last year.
- Retail price at P23.29/kg registered **gains** of 0.43% from last week's level and 9.09% from the previous week's record.



E. Wholesale and Retail Prices of Corngrain, Yellow

★ Wholesale price sustained last week's increase. Retail price weakened again after last week's recovery.

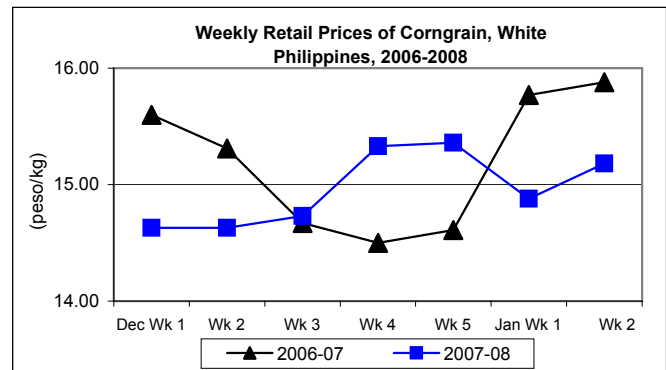
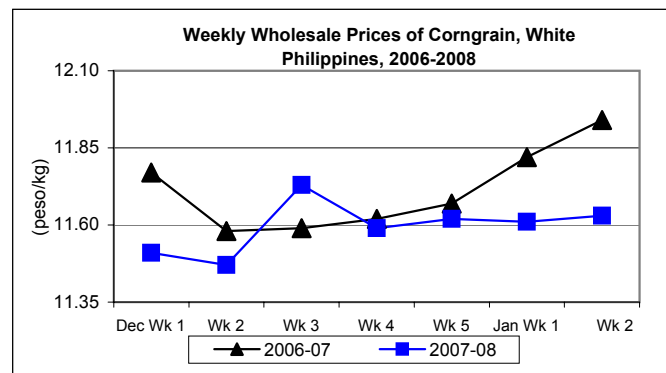
- Wholesale price, which averaged at P12.68/kg indicated **increments** of 0.32% from last week's price and 16.76% relative to the price of same period last year.
- Retail price at P17.35/kg **dropped** by 1.25% from last week's price but moved **up** by 15.13% from last year's level.



F. Wholesale and Retail Prices of Corngrain, White

★ Both wholesale and retail prices inched up this week.

- Wholesale price at P11.63/kg indicated **increment** of 0.17% from last week's price but a **decrement** of 2.60% from last year's record.
- Retail price was quoted at P15.18/kg, which was **higher** by 2.02% from last week's price but registered a **cut** of 4.41% from 2007 level.



Annex 1

Comparative Weekly Farmgate, Wholesale and Retail Prices of Palay, Rice and Corn, Philippines

Month/Week	Palay (Dry)				Well Milled Rice (WMR)							
	Farmgate Prices				Wholesale Prices				Retail Prices			
	2006-07	2007-08	% Change		2006-07	2007-08	% Change		2006-07	2007-08	% Change	
(1)	(2)	(3)	(3)/(2)	(weekly)	(6)	(7)	(7)/(6)	(weekly)	(10)	(11)	(11)/(10)	(weekly)
Dec Wk 1	10.33	11.33	9.68	0.80	21.13	23.20	9.80	0.13	23.51	25.50	8.46	0.04
Wk 2	10.36	11.36	9.65	0.26	21.10	23.25	10.19	0.22	23.48	25.50	8.60	0.00
Wk 3	10.42	11.49	10.27	1.14	21.10	23.31	10.47	0.26	23.52	25.52	8.50	0.08
Wk 4	10.47	11.52	10.03	0.26	21.19	23.33	10.10	0.09	23.57	25.53	8.32	0.04
Wk 5	10.55	11.69	10.81	1.48	21.25	23.43	10.26	0.43	23.61	25.61	8.47	0.31
Jan Wk 1	10.56	11.70	10.80	0.09	21.30	23.52	10.42	0.38	23.66	25.67	8.50	0.23
Wk 2	10.62	11.76	10.73	0.51	21.39	23.58	10.24	0.26	23.72	25.81	8.81	0.55

Month/Week	Regular Milled Rice (RMR)							
	Wholesale Prices				Retail Prices			
	2006-07	2007-08	% Change		2006-07	2007-08	% Change	
(1)	(2)	(3)	(3)/(2)	(weekly)	(6)	(7)	(7)/(6)	(weekly)
Dec Wk 1	19.15	21.24	10.91	0.09	21.11	23.09	9.38	-0.04
Wk 2	19.22	21.35	11.08	0.52	21.19	23.05	8.78	-0.17
Wk 3	19.21	21.41	11.45	0.28	21.16	23.12	9.26	0.30
Wk 4	19.24	21.46	11.54	0.23	21.18	23.07	8.92	-0.22
Wk 5	19.26	21.46	11.42	0.00	21.21	23.07	8.77	0.00
Jan Wk 1	19.38	21.59	11.40	0.61	21.27	23.19	9.03	0.52
Wk 2	19.48	21.58	10.78	-0.05	21.35	23.29	9.09	0.43

Month/Week	Corngrain, Yellow											
	Farmgate Prices				Wholesale Prices				Retail Prices			
	2006-07	2007-08	% Change		2006-07	2007-08	% Change		2006-07	2007-08	% Change	
(1)	(2)	(3)	(3)/(2)	(weekly)	(6)	(7)	(7)/(6)	(weekly)	(10)	(11)	(11)/(10)	(weekly)
Dec Wk 1	8.64	10.14	17.36	2.01	10.39	11.71	12.70	0.43	14.66	16.36	11.60	-1.80
Wk 2	8.83	9.93	12.46	-2.07	10.40	11.74	12.88	0.26	14.64	16.72	14.21	2.20
Wk 3	8.91	9.93	11.45	0.00	10.43	11.77	12.85	0.26	14.68	16.80	14.44	0.48
Wk 4	9.05	9.91	9.50	-0.20	10.58	11.76	11.15	-0.08	14.68	16.80	14.44	0.00
Wk 5	9.14	9.98	9.19	0.71	10.56	11.83	12.03	0.60	14.61	16.78	14.85	-0.12
Jan Wk 1	9.28	10.06	8.41	0.80	10.82	12.64	16.82	6.85	14.97	17.57	17.37	4.71
Wk 2	9.26	10.06	8.64	0.00	10.86	12.68	16.76	0.32	15.07	17.35	15.13	-1.25

Month/Week	Corngrain, White											
	Farmgate Prices				Wholesale Prices				Retail Prices			
	2006-07	2007-08	% Change		2006-07	2007-08	% Change		2006-07	2007-08	% Change	
(1)	(2)	(3)	(3)/(2)	(weekly)	(6)	(7)	(7)/(6)	(weekly)	(10)	(11)	(11)/(10)	(weekly)
Dec Wk 1	10.59	9.82	-7.27	0.72	11.77	11.51	-2.21	-0.09	15.60	14.63	-6.22	0.00
Wk 2	10.41	9.73	-6.53	-0.92	11.58	11.47	-0.95	-0.35	15.31	14.63	-4.44	0.00
Wk 3	10.46	9.81	-6.21	0.82	11.59	11.73	1.21	2.27	14.67	14.73	0.41	0.68
Wk 4	10.54	9.91	-5.98	1.02	11.62	11.59	-0.26	-1.19	14.50	15.33	5.72	4.07
Wk 5	10.52	9.85	-6.37	-0.61	11.67	11.62	-0.43	0.26	14.61	15.36	5.13	0.20
Jan Wk 1	11.10	9.98	-10.09	1.32	11.82	11.61	-1.78	-0.09	15.77	14.88	-5.64	-3.12
Wk 2	11.27	9.96	-11.62	-0.20	11.94	11.63	-2.60	0.17	15.88	15.18	-4.41	2.02