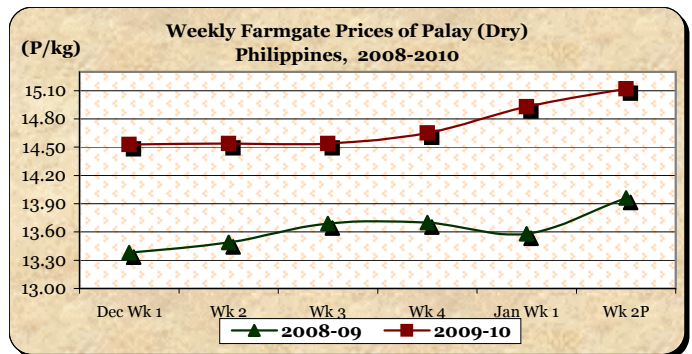


A. Farmgate Price of Palay

* Palay price increased further this week.

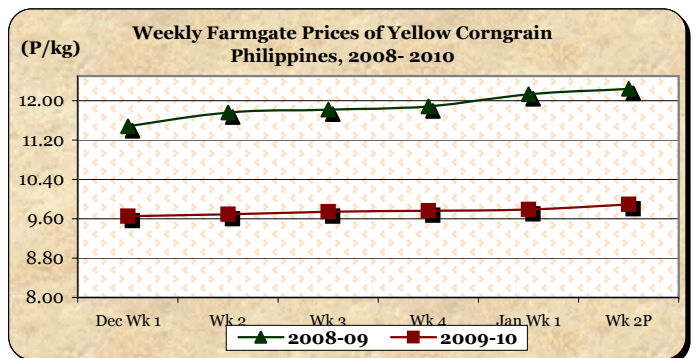
■ The average price of P15.12/kg rose by 1.27% from last week's quotation and by 8.31% relative to last year's level.



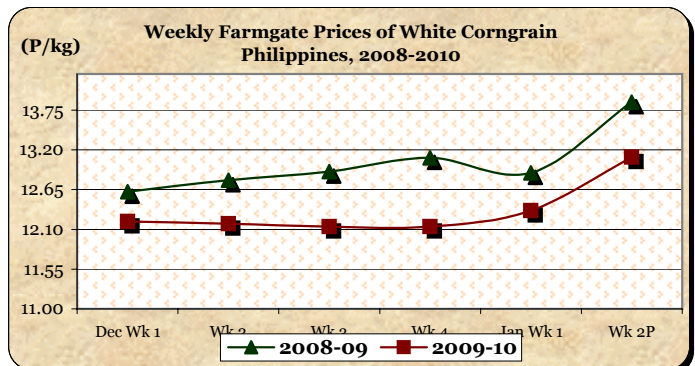
B. Farmgate Prices of Corngrain, Yellow and White

* Prices of both yellow and white corngrains continued to move upward at rates much faster than last week's movements.

■ Yellow corngrain price at P9.89/kg was 1.02% higher than last week's P9.79/kg but was 19.20% lower than last year's P12.24/kg.



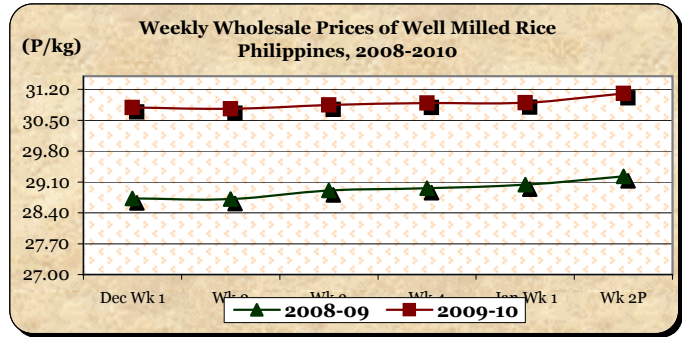
■ White corngrain price at P13.10/kg was up by 5.99% from last week's level but was down by 5.48% compared to last year's report.



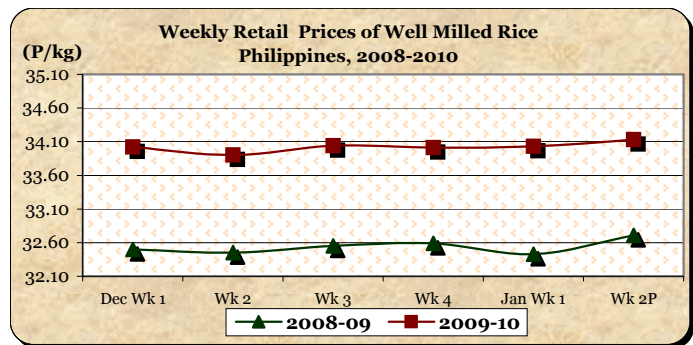
C. Wholesale and Retail Prices of Well Milled Rice (WMR)

* Price increments were sustained at both wholesale and retail levels.

■ The average wholesale price of P31.11/kg registered **gains** of 0.68% and 6.43% relative to prices of last week and last year, respectively.



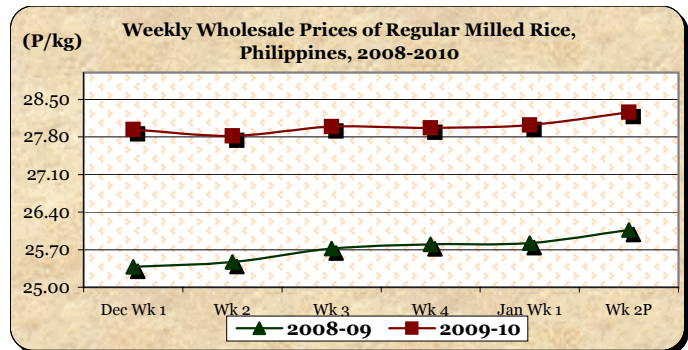
■ The average retail price of P34.13/kg posted **mark-ups** of 0.29% from last week's quotation and 4.34% from last year's report.



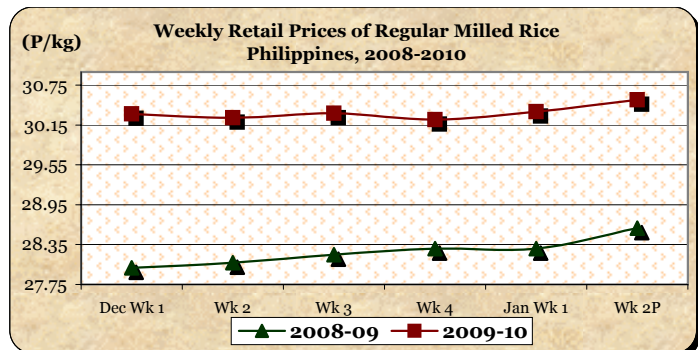
D. Wholesale and Retail Prices of Regular Milled Rice (RMR)

* Prices at both wholesale and retail levels indicated faster rates of increases than last week's records.

■ At wholesale, the average price of P28.26/kg was **higher** than last week's and last year's prices by 0.86% and 8.40%, respectively.



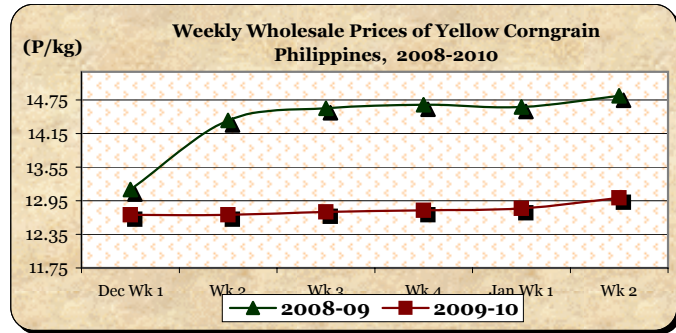
■ At retail, the average price of P30.53/kg reflected **increments** of 0.59% from last week's P30.35/kg and 6.75% compared to last year's P28.60/kg.



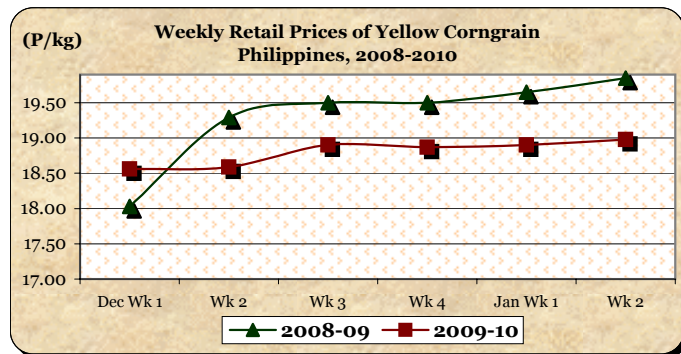
E. Wholesale and Retail Prices of Corngrain, Yellow

* Both wholesale and retail prices continuously went up.

■ The average wholesale price of P13.00/kg was 1.48% above last week's price but was 12.28% below last year's level.



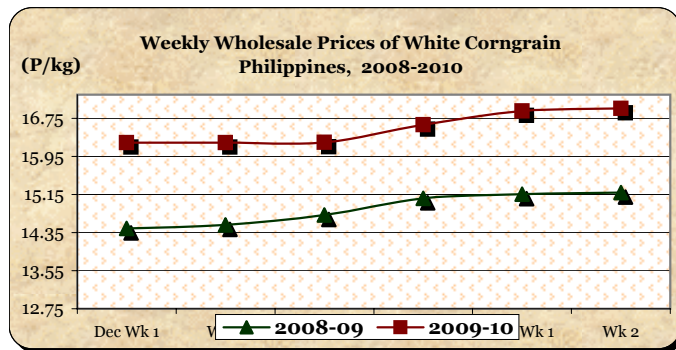
■ The average retail price of P18.98/kg increased by 0.42% from last week's P18.90/kg but decreased by 4.38% from last year's P19.85/kg.



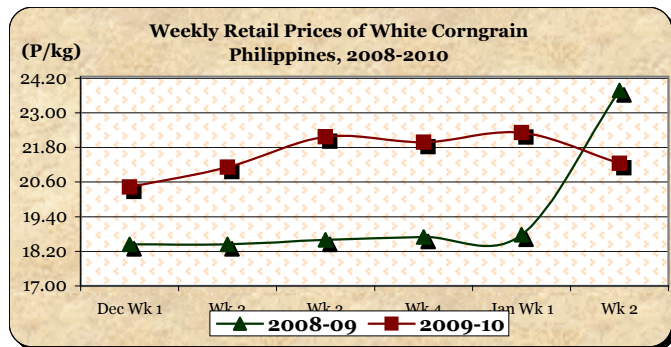
F. Wholesale and Retail Prices of Corngrain, White

* Wholesale price showed continuous uptrend while retail price fluctuated.

■ At wholesale, the average price of P16.96/kg rose by 0.30% from last week's level and by 11.65% relative to last year's quotation.



■ At retail, the average price of P21.25/kg slid by 4.75% and 10.60% from last week's and last year's prices, respectively.



Annex 1

Comparative Weekly Farmgate, Wholesale and Retail Prices of Palay, Rice and Corn, Philippines

Month/Week	Palay (Dry)				Well Milled Rice (WMR)							
	Farmgate Prices				Wholesale Prices				Retail Prices			
	2008-09	2009-10	% Change		2008-09	2009-10	% Change		2008-09	2009-10	% Change	
(1)	(2)	(3)	(3)/(2)	(weekly)	(6)	(7)	(7)/(6)	(weekly)	(10)	(11)	(11)/(10)	(weekly)
Dec Wk 1	13.38	14.53	8.59	-0.34	28.73	30.79	7.17	-0.10	32.50	34.02	4.68	0.24
Wk 2	13.49	14.54	7.78	0.07	28.71	30.76	7.14	-0.10	32.45	33.90	4.47	-0.35
Wk 3	13.69	14.54	6.21	0.00	28.91	30.85	6.71	0.29	32.55	34.04	4.58	0.41
Wk 4	13.70	14.65	6.93	0.76	28.96	30.89	6.66	0.13	32.59	34.01	4.36	-0.09
Jan Wk 1	13.58	14.93	9.94	1.91	29.04	30.90	6.40	0.03	32.43	34.03	4.93	0.06
Wk 2P	13.96	15.12	8.31	1.27	29.23	31.11	6.43	0.68	32.71	34.13	4.34	0.29

Month/Week	Regular Milled Rice (RMR)							
	Wholesale Prices				Retail Prices			
	2008-09	2009-10	% Change		2008-09	2009-10	% Change	
(1)	(2)	(3)	(3)/(2)	(weekly)	(6)	(7)	(7)/(6)	(weekly)
Dec Wk 1	25.38	27.94	10.09	0.65	28.00	30.32	8.29	0.07
Wk 2	25.47	27.82	9.23	-0.43	28.08	30.26	7.76	-0.20
Wk 3	25.72	27.99	8.83	0.61	28.20	30.33	7.55	0.23
Wk 4	25.80	27.97	8.41	-0.07	28.29	30.23	6.86	-0.33
Jan Wk 1	25.82	28.02	8.52	0.18	28.29	30.35	7.28	0.40
Wk 2P	26.07	28.26	8.40	0.86	28.60	30.53	6.75	0.59

Month/Week	Corngrain, Yellow											
	Farmgate Prices				Wholesale Prices				Retail Prices			
	2008-09	2009-10	% Change		2008-09	2009-10	% Change		2008-09	2009-10	% Change	
(1)	(2)	(3)	(3)/(2)	(weekly)	(6)	(7)	(7)/(6)	(weekly)	(10)	(11)	(11)/(10)	(weekly)
Dec Wk 1	11.48	9.65	-15.94	0.21	13.15	12.70	-3.42	-0.16	18.03	18.56	2.94	0.16
Wk 2	11.76	9.69	-17.60	0.41	14.38	12.70	-11.68	0.00	19.29	18.59	-3.63	0.16
Wk 3	11.82	9.74	-17.60	0.52	14.60	12.75	-12.67	0.39	19.50	18.90	-3.08	1.67
Wk 4	11.88	9.76	-17.85	0.21	14.66	12.78	-12.82	0.24	19.50	18.87	-3.23	-0.16
Jan Wk 1	12.13	9.79	-19.29	0.31	14.62	12.81	-12.38	0.23	19.65	18.90	-3.82	0.16
Wk 2P	12.24	9.89	-19.20	1.02	14.82	13.00	-12.28	1.48	19.85	18.98	-4.38	0.42

Month/Week	Corngrain, White											
	Farmgate Prices				Wholesale Prices				Retail Prices			
	2008-09	2009-10	% Change		2008-09	2009-10	% Change		2008-09	2009-10	% Change	
(1)	(2)	(3)	(3)/(2)	(weekly)	(6)	(7)	(7)/(6)	(weekly)	(10)	(11)	(11)/(10)	(weekly)
Dec Wk 1	12.62	12.21	-3.25	-0.81	14.44	16.24	12.47	1.00	18.44	20.42	10.74	0.00
Wk 2	12.78	12.18	-4.69	-0.25	14.51	16.24	11.92	0.00	18.44	21.11	14.48	3.38
Wk 3	12.90	12.14	-5.89	-0.33	14.72	16.25	10.39	0.06	18.60	22.17	19.19	5.02
Wk 4	13.09	12.14	-7.26	0.00	15.07	16.62	10.29	2.28	18.70	21.98	17.54	-0.86
Jan Wk 1	12.88	12.36	-4.04	1.81	15.16	16.91	11.54	1.74	18.77	22.31	18.86	1.50
Wk 2P	13.86	13.10	-5.48	5.99	15.19	16.96	11.65	0.30	23.77	21.25	-10.60	-4.75

Note: R-revised; P-preliminary