



Special Release No.: 2017 - 30

Quezon City, Philippines

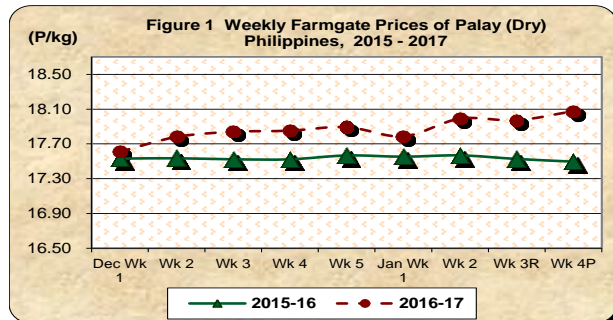
If you want to know more about these statistics
write or call Price Statistics Division
☎ 376-19-59
PSA Website: www.psa.gov.ph

UPDATES ON PALAY, RICE AND CORN PRICES Fourth Week of January 2017

A. Farmgate Price of Palay

* Farmgate price of palay moves up this week

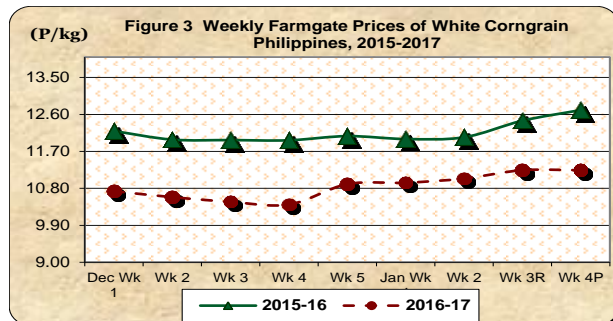
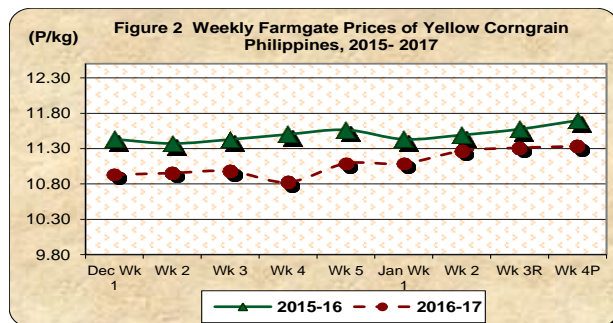
- During the period in review, the average price of palay at P18.08/kg **went up** by 0.58 percent from P17.97/kg in the previous week. On an annual basis, it likewise **rose** by 3.32 percent (*Table 1*).



B. Farmgate Prices of Yellow and White Corngrains

* The price of yellow corngrain continues to exhibit upward movement while that of white corngrain remains stable

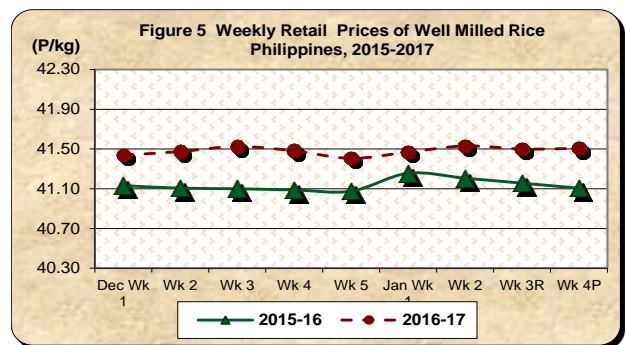
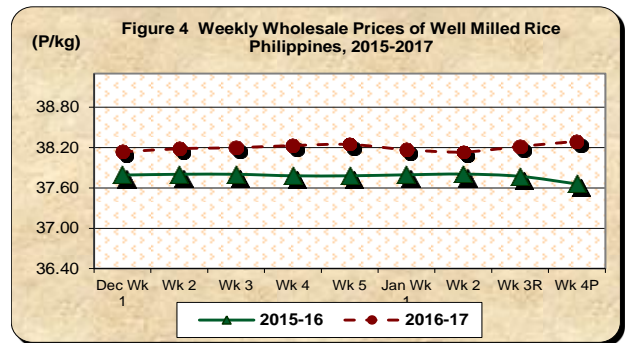
- Farmgate price of yellow corngrain at P11.33/kg **increased** by 0.18 percent from P11.31/kg in the previous week. However, it **dropped** by 3.12 percent compared to previous year's level of P11.70/kg (*Table 2*).
- On the other hand, the average price of white corngrain **retained** its previous week's level of P11.24/kg. Compared to the same week in January 2016, it **declined** by 11.52 percent (*Table 2*).



C. Wholesale and Retail Prices of Well Milled Rice (WMR)

★ Wholesale and retail trades of well milled rice both exhibit price increments

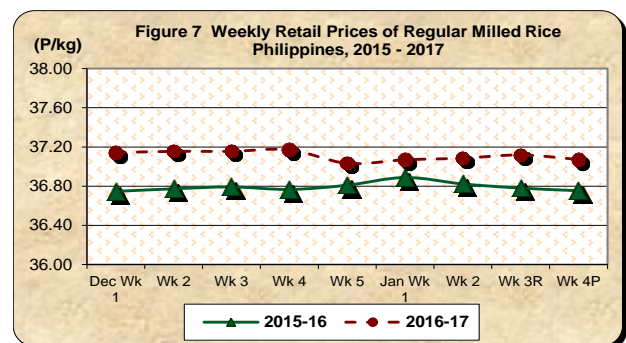
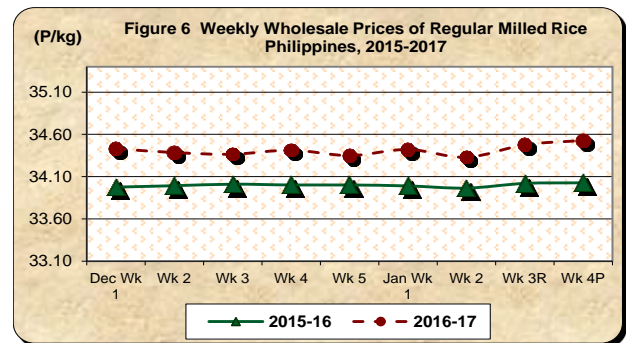
- The average wholesale price of well milled rice at P38.29/kg posted 0.20 percent **increase** from previous week's level. It also **moved up** by 1.68 percent from previous year's level (*Table 1*).
- Following the same trend, the average retail price of well milled rice during the week at P41.51/kg **inched up** by 0.02 percent from a week ago level. Relative to the price of the same week in 2016, it **picked up** by 0.97 percent (*Table 1*).



D. Wholesale and Retail Prices of Regular Milled Rice (RMR)

★ Wholesale price of regular milled rice continues to post upward adjustment while that of retail price declines this week

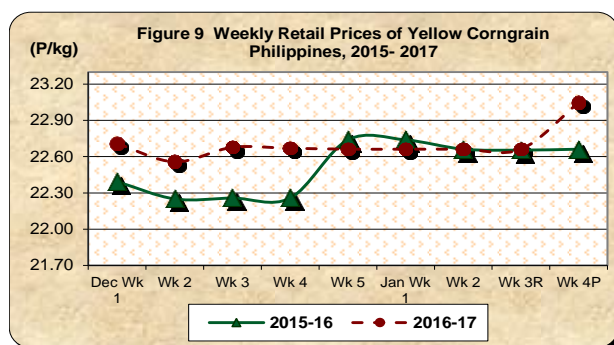
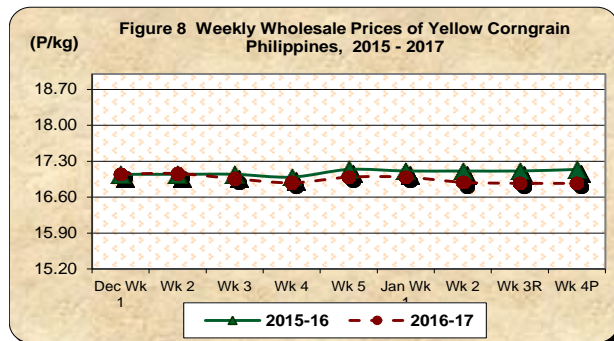
- The average wholesale price of regular milled rice at P34.53/kg during the week **rose** by 0.15 percent compared to previous week's level of P34.48/kg. Similarly, its price **inched up** by 1.47 percent compared to the same week in January 2016 (*Table 1*).
- This week's average retail price of regular milled rice at P37.07/kg was **lower** by 0.12 percent from previous week's level. Its price, however, was **higher** by 0.87 percent compared to previous year's level (*Table 1*).



E. Wholesale and Retail Prices of Corngrain, Yellow

* Wholesale trade remains at previous week's price level while retail trade registers price hikes

- The average wholesale price of yellow corngrain during the week **remained** at P16.87/kg. On the other hand, its price was **cheaper** by 1.58 percent compared to previous year's quotation (*Table 2*).
- The average retail price of yellow corngrain at P23.05/kg **picked up** by 1.70 percent from a week ago level. Relative to the previous year's price of P22.66/kg, it **climbed** by 1.70 percent (*Table 2*).



F. Wholesale and Retail Prices of Corngrain, White

* Lower wholesale and retail prices are observed during the week

- The average wholesale price of white corngrain at P14.88/kg **went down** by 0.34 percent during the fourth week of January. Similarly, it **decreased** by 12.88 percent from previous year's quotation of P17.08/kg (*Table 2*).
- The average retail price of white corngrain was registered at P25.77/kg. This was **higher** by 0.13 percent from a week ago level. On the contrary, it **inched up** by 6.39 percent from previous year's level (*Table 2*).

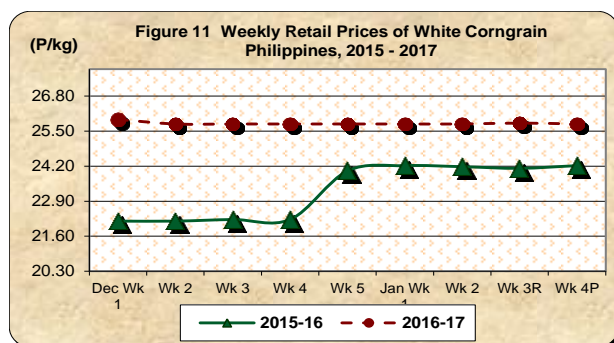
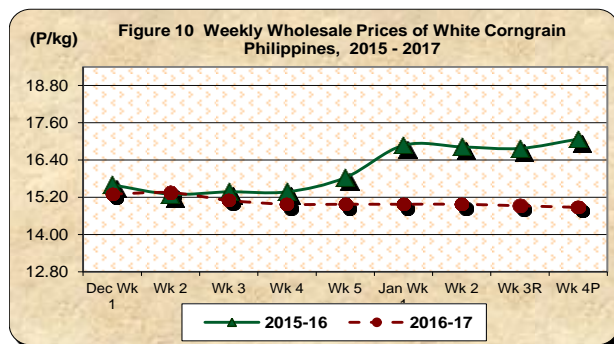


Table 1 Weekly Farmgate, Wholesale and Retail Prices of Palay and Rice in the Philippines
(First Week of December 2016 to Fourth Week of January 2017)

(Prices per Kilogram)

Month/Week	Palay (Dry)				Well Milled Rice (WMR)							
	Farmgate Prices				Wholesale Prices				Retail Prices			
	2016-17	2015-16	% Change		2016-17	2015-16	% Change		2016-17	2015-16	% Change	
			Annual	Weekly			Annual	Weekly			Annual	Weekly
(1)	(2)	(3)	(4)	(5)	(6)	(7)	(8)	(9)	(10)	(11)	(12)	
Dec Wk 1	17.61	17.53	0.45	1.40	38.13	37.79	0.91	0.29	41.44	41.13	0.74	0.12
Wk 2	17.78	17.54	1.40	0.96	38.18	37.80	1.01	0.13	41.48	41.11	0.90	0.09
Wk 3	17.84	17.52	1.81	0.33	38.20	37.80	1.05	0.04	41.53	41.10	1.03	0.12
Wk 4	17.85	17.52	1.88	0.07	38.23	37.78	1.19	0.08	41.48	41.09	0.96	-0.11
Wk 5	17.89	17.57	1.86	0.23	38.25	37.78	1.23	0.04	41.41	41.08	0.80	-0.18
Jan Wk 1	17.79	17.55	1.33	-0.60	38.17	37.80	0.99	-0.20	41.47	41.26	0.52	0.15
Wk 2	17.99	17.57	2.40	1.15	38.13	37.81	0.87	-0.09	41.53	41.21	0.79	0.15
Wk 3 ^R	17.97	17.53	2.54	-0.10	38.22	37.77	1.18	0.22	41.50	41.16	0.84	-0.08
Wk 4 ^P	18.08	17.50	3.32	0.58	38.29	37.66	1.68	0.20	41.51	41.11	0.97	0.02

Table 1- (Concluded)

Month/Week	Regular Milled Rice (RMR)							
	Wholesale Prices				Retail Prices			
	2016-17	2015-16	% Change		2016-17	2015-16	% Change	
			Annual	Weekly			Annual	Weekly
(13)	(14)	(15)	(16)	(17)	(18)	(19)	(20)	
Dec Wk 1	34.43	33.98	1.34	0.31	37.14	36.75	1.08	0.21
Wk 2	34.38	33.99	1.15	-0.13	37.16	36.77	1.04	0.04
Wk 3	34.37	34.01	1.04	-0.06	37.16	36.79	0.99	0.00
Wk 4	34.41	34.00	1.21	0.14	37.17	36.77	1.10	0.04
Wk 5	34.35	34.00	1.03	-0.19	37.03	36.81	0.61	-0.37
Jan Wk 1	34.42	33.99	1.27	0.21	37.07	36.89	0.49	0.10
Wk 2	34.33	33.96	1.07	-0.27	37.09	36.82	0.71	0.04
Wk 3 ^R	34.48	34.02	1.34	0.43	37.12	36.78	0.92	0.09
Wk 4 ^P	34.53	34.03	1.47	0.15	37.07	36.75	0.87	-0.12

Table 2 Weekly Farmgate, Wholesale and Retail Prices of Corn in the Philippines
(First Week of December 2016 to Fourth Week of January 2017)

(Prices per Kilogram)

Month/Week	Corngrain, Yellow											
	Farmgate Prices				Wholesale Prices				Retail Prices			
	2016-17	2015-16	% Change		2016-17	2015-16	% Change		2016-17	2015-16	% Change	
			Annual	Weekly			Annual	Weekly			Annual	Weekly
(1)	(2)	(3)	(4)	(5)	(6)	(7)	(8)	(9)	(10)	(11)	(12)	
Dec Wk 1	10.93	11.43	-4.39	0.58	17.05	17.05	0.03	0.18	22.71	22.39	1.40	0.09
Wk 2	10.95	11.37	-3.67	0.22	17.06	17.05	0.09	0.06	22.56	22.25	1.38	-0.66
Wk 3	10.98	11.43	-3.92	0.24	16.96	17.05	-0.50	-0.59	22.68	22.26	1.89	0.53
Wk 4	10.83	11.50	-5.88	-1.42	16.88	16.99	-0.65	-0.47	22.67	22.26	1.85	-0.03
Wk 5	11.09	11.57	-4.11	2.44	16.99	17.14	-0.88	0.65	22.66	22.74	-0.34	-0.03
Jan Wk 1	11.09	11.43	-3.00	0.00	16.99	17.11	-0.70	0.00	22.66	22.74	-0.34	0.00
Wk 2	11.27	11.49	-1.96	1.60	16.89	17.11	-1.29	-0.59	22.66	22.66	0.00	0.00
Wk 3 ^R	11.31	11.58	-2.27	0.40	16.87	17.11	-1.40	-0.12	22.66	22.65	0.03	0.00
Wk 4 ^P	11.33	11.70	-3.12	0.18	16.87	17.14	-1.58	0.00	23.05	22.66	1.70	1.70

Table 2- (Concluded)

Month/Week	Corngrain, White											
	Farmgate Prices				Wholesale Prices				Retail Prices			
	2016-17	2015-16	% Change		2016-17	2015-16	% Change		2016-17	2015-16	% Change	
			Annual	Weekly			Annual	Weekly			Annual	Weekly
(13)	(14)	(15)	(16)	(17)	(18)	(19)	(20)	(21)	(22)	(23)	(24)	
Dec Wk 1	10.73	12.19	-12.00	-1.05	15.30	15.60	-1.92	-1.45	25.93	22.16	17.03	0.00
Wk 2	10.59	11.99	-11.69	-1.35	15.35	15.30	0.33	0.33	25.77	22.16	16.28	-0.64
Wk 3	10.47	11.98	-12.56	-1.07	15.10	15.38	-1.79	-1.63	25.77	22.22	15.96	0.00
Wk 4	10.41	11.97	-13.07	-0.63	14.98	15.38	-2.60	-0.83	25.77	22.22	15.96	0.00
Wk 5	10.90	12.07	-9.69	4.77	14.98	15.83	-5.42	0.00	25.77	24.03	7.25	0.00
Jan Wk 1	10.94	12.00	-8.86	0.32	14.98	16.88	-11.26	0.00	25.77	24.22	6.39	0.00
Wk 2	11.04	12.04	-8.34	0.93	14.98	16.83	-11.00	0.00	25.77	24.18	6.56	0.00
Wk 3 ^R	11.24	12.45	-9.68	1.84	14.93	16.78	-11.03	-0.33	25.80	24.12	6.97	0.13
Wk 4 ^P	11.24	12.71	-11.52	0.00	14.88	17.08	-12.88	-0.34	25.77	24.22	6.39	-0.13

Source: Weekly Cereals and Fertilizers Price Monitoring (WCFPM)

Note: R-revised; P-preliminary