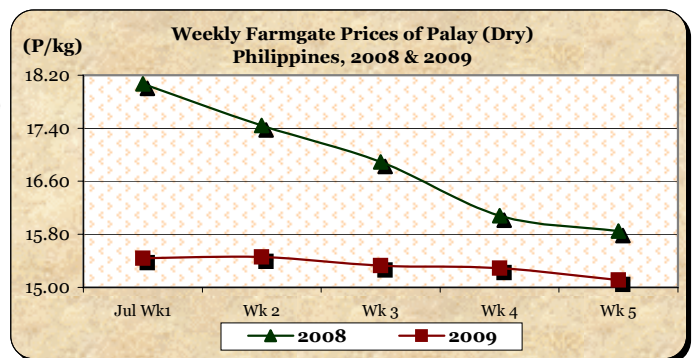


A. Farmgate Price of Palay

* Price reductions were noted except on the second week when price stayed almost at same level as the previous week.

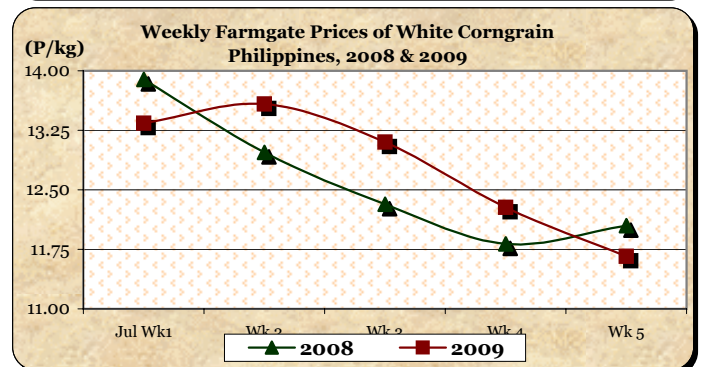
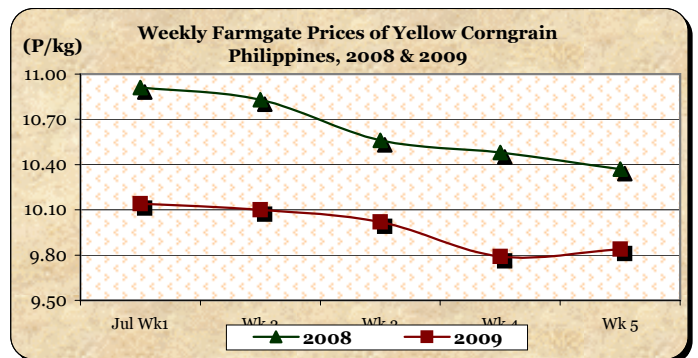
- The monthly average price of P15.33/kg **dropped** by 1.92% and by 10.25% relative to prices of last month and last year, respectively.



B. Farmgate Prices of Corngrain, Yellow and White

* Yellow corngrain prices moved upward during the onset and close of the month but recorded three (3) consecutive cuts on midweeks. White corngrain prices indicated uptrends during the first two weeks but went down continuously on the remaining weeks.

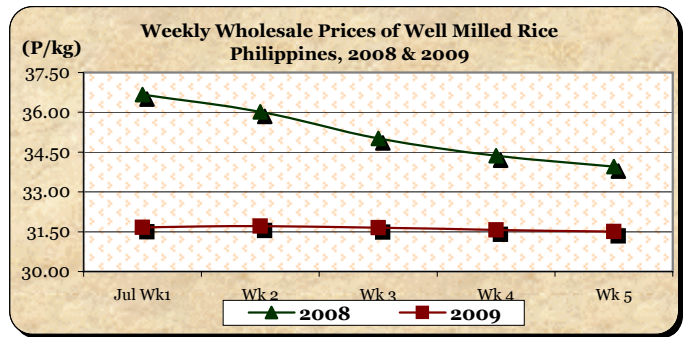
- Yellow corngrain price at P10.05/kg **slid** by 2.90% from June 2009 level and by 6.86% compared to July 2008 record.
- White corngrain price at P13.24/kg was 1.49% **below** last month's P13.44/kg but was 0.91% **above** last year's P13.12/kg.



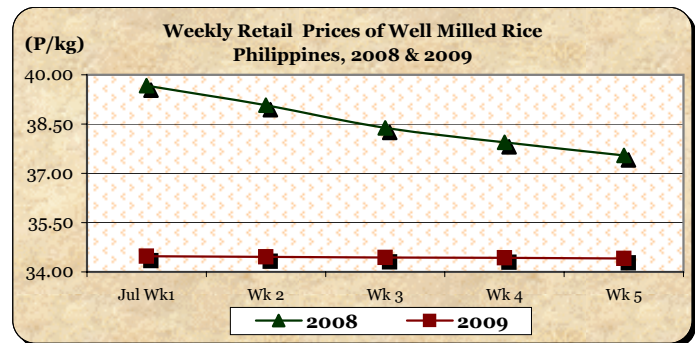
C. Wholesale and Retail Prices of Well Milled Rice (WMR)

* Weekly downtrends of prices were sustained except on the 2nd week at wholesale level.

■ At wholesale, the average price of P31.63/kg **declined** by 0.50% from last month's quotation and by 10.90% from last year's level.



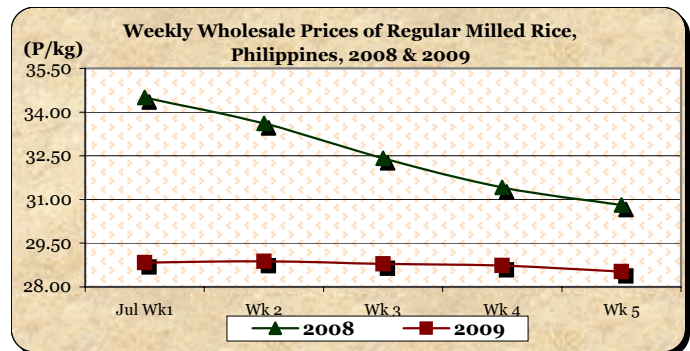
■ At retail, the average price of P34.44/kg was 0.32% and 11.15% **lower** than last month's and last year's records, respectively.



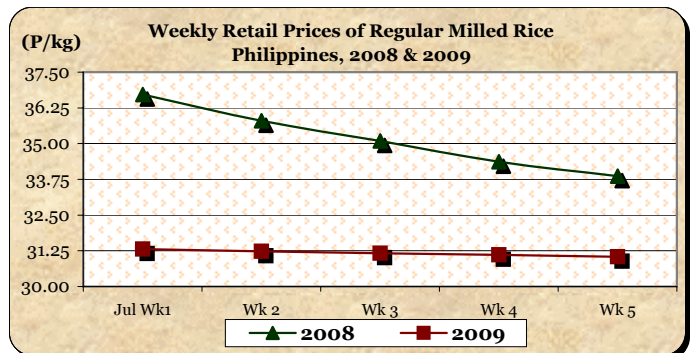
D. Wholesale and Retail Prices of Regular Milled Rice (RMR)

* Continuous downtrend of prices was noted at both wholesale and retail levels.

■ The average wholesale price of P28.72/kg posted **decrements** of 1.07% from last month's P29.03/kg and by 13.00% from last year's P33.01/kg.



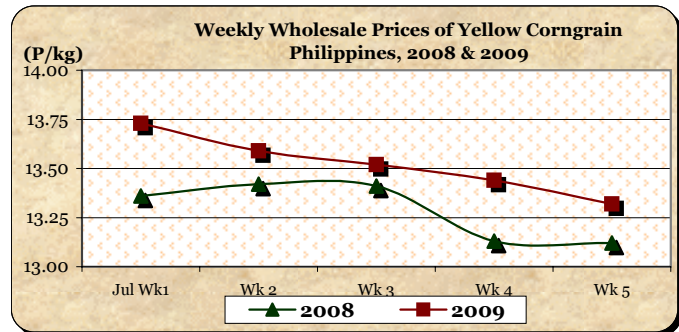
■ The average retail price of P31.16/kg **decreased** by 0.76% from June 2009 quotation and by 12.25% from July 2008 report.



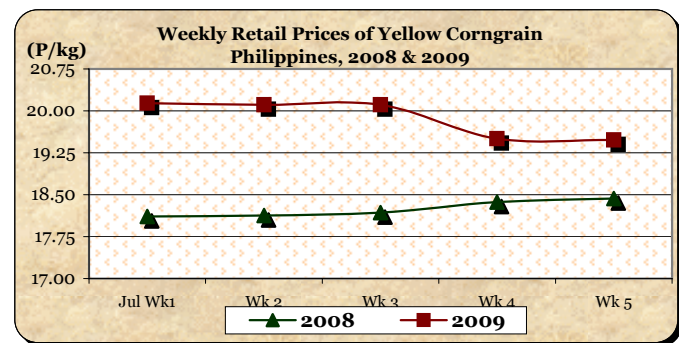
E. Wholesale and Retail Prices of Corngrain, Yellow

* Prices decreased weekly at wholesale while intermittent fluctuations were observed at retail.

■ At wholesale, the average price of P13.52/kg **fell** by 2.73% compared to last month's P13.90/kg but **rose** by 1.35% relative to last year's P13.34/kg.



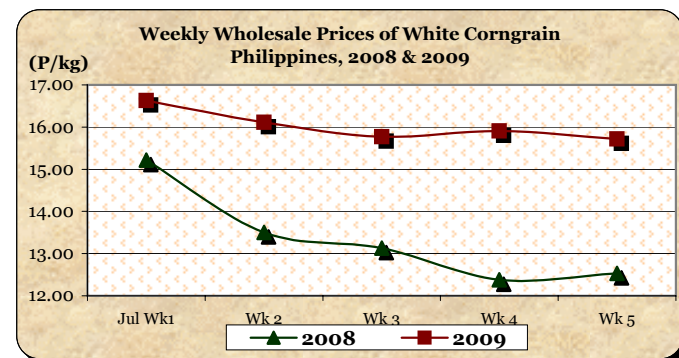
■ At retail, the average price of P19.87/kg was 2.79% **lower** than last month's level but was 9.00% **higher** than last year's record.



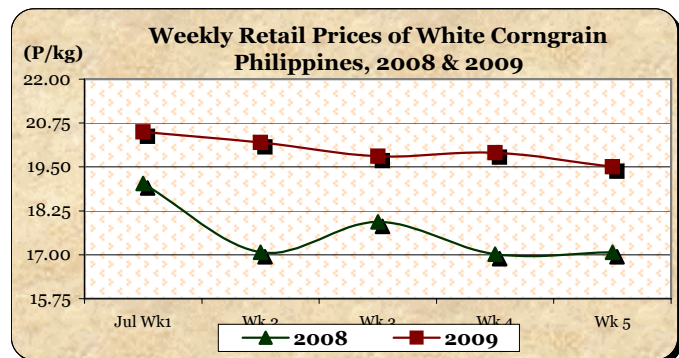
F. Wholesale and Retail Prices of Corngrain, White

* Prices fluctuated intermittently at both wholesale and retail levels.

■ The average wholesale price of P16.03/kg registered a 1.17% **cut** from last month's level but reflected a 9.79% **mark-up** from last year.



■ The average retail price of P19.98/kg **dropped** by 0.89% from June 2009 price but **gained** by 3.42% from July 2008's quotation.



Annex 1

Comparative Farmgate, Wholesale and Retail Prices of Palay, Rice and Corn, Philippines for the month of July 2009

Month/Week	Palay, dry		Well Milled Rice (WMR)			
	Farmgate Prices		Wholesale Prices		Retail Prices	
	Price/kg	% Change	Price/kg	% Change	Price/kg	% Change
Wk 1	15.44	-0.83	31.66	-0.25	34.48	-0.26
Wk 2	15.46	0.13	31.71	0.16	34.46	-0.06
Wk 3	15.33	-0.84	31.65	-0.19	34.44	-0.06
Wk 4R	15.29	-0.26	31.57	-0.25	34.43	-0.03
Wk 5P	15.11	-1.18	31.51	-0.19	34.41	-0.06
Jul 2009P	15.33	-	31.63	-	34.44	-
Jul 2008	17.08	-10.25	35.50	-10.90	38.76	-11.15
Jun 2009R	15.63	-1.92	31.79	-0.50	34.55	-0.32

Month/Week	Regular Milled Rice (RMR)			
	Wholesale Prices		Retail Prices	
	Price/kg	% Change	Price/kg	% Change
Wk 1	28.84	-0.35	31.31	-0.22
Wk 2	28.88	0.14	31.23	-0.26
Wk 3	28.79	-0.31	31.16	-0.22
Wk 4R	28.74	-0.17	31.11	-0.16
Wk 5P	28.53	-0.73	31.04	-0.23
Jul 2009P	28.72	-	31.16	-
Jul 2008	33.01	-13.00	35.51	-12.25
Jun 2009R	29.03	-1.07	31.40	-0.76

Month/Week	Corngrain, Yellow					
	Farmgate Prices		Wholesale Prices		Retail Prices	
	Price/kg	% Change	Price/kg	% Change	Price/kg	% Change
Wk 1	10.14	0.60	13.73	-2.35	20.14	0.10
Wk 2	10.10	-0.39	13.59	-1.02	20.11	-0.15
Wk 3	10.02	-0.79	13.52	-0.52	20.11	0.00
Wk 4R	9.79	-2.30	13.44	-0.59	19.50	-3.03
Wk 5P	9.84	0.51	13.32	-0.89	19.48	-0.10
Jul 2009P	10.05	-	13.52	-	19.87	-
Jul 2008	10.79	-6.86	13.34	1.35	18.23	9.00
Jun 2009R	10.35	-2.90	13.90	-2.73	20.44	-2.79

Month/Week	Corngrain, White					
	Farmgate Prices		Wholesale Prices		Retail Prices	
	Price/kg	% Change	Price/kg	% Change	Price/kg	% Change
Wk 1	13.34	2.38	16.63	1.53	20.50	0.99
Wk 2	13.58	1.80	16.11	-3.13	20.20	-1.46
Wk 3	13.10	-3.53	15.77	-2.11	19.80	-1.98
Wk 4R	12.28	-6.26	15.91	0.89	19.90	0.51
Wk 5P	11.66	-5.05	15.72	-1.19	19.50	-2.01
Jul 2009P	13.24	-	16.03	-	19.98	-
Jul 2008	13.12	0.91	14.60	9.79	19.32	3.42
Jun 2009R	13.44	-1.49	16.22	-1.17	20.16	-0.89

Note: R-revised; P-preliminary

