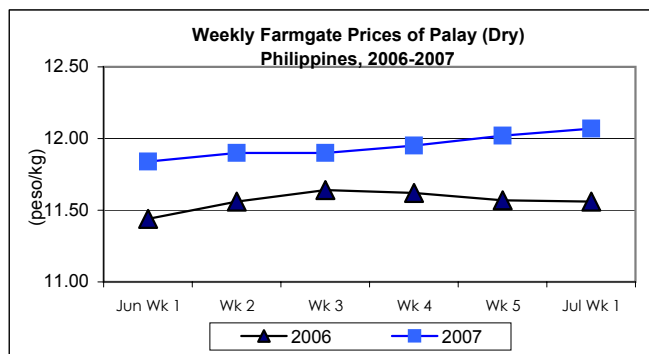




Updates on Palay, Rice & Corn Prices, July 4 - 10, 2007

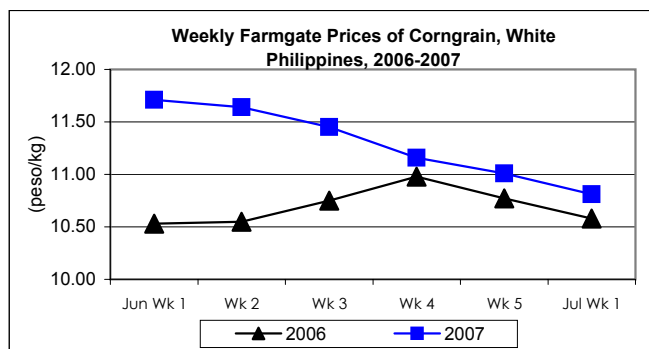
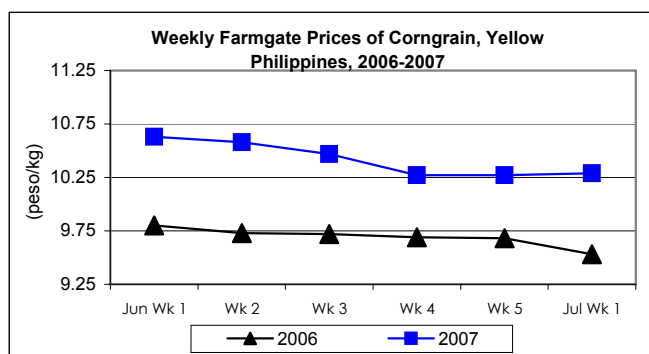
A. Farmgate Price of Palay

- * Price at farmgate posted a slight mark-up over last week's report.
 - Price at P12.07/kg was **higher** by 0.42% than the previous week's price and by 4.41% than last year's record.



B. Farmgate Prices of Corngrain, Yellow and White

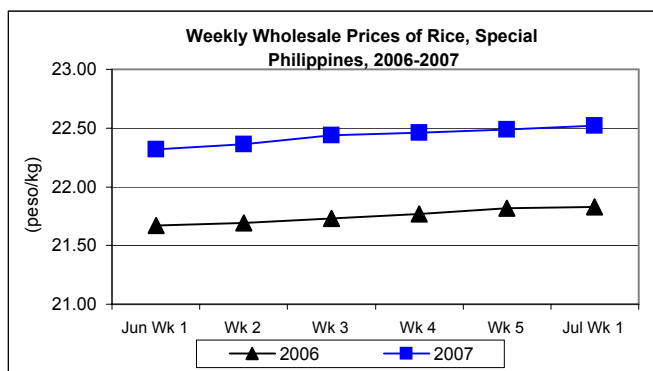
- * Wholesale price went up this week while retail price sustained a downtrend.
 - Yellow corngrain price averaged P10.29/kg and recorded **increases** of 0.19% from last week's report and 7.97% from last year's price.
 - White corngrain price at P10.81/kg **decreased** by 1.82% from the previous week's price but **increased** by 2.17% from the 2006 record.



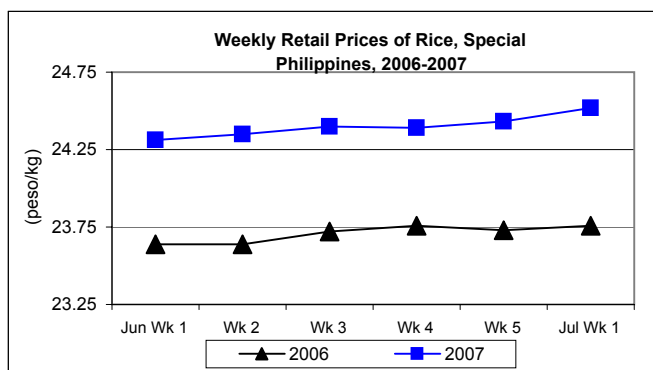
C. Wholesale and Retail Prices of Rice, Special

☀ Both wholesale and retail prices were higher this week.

- Wholesale price at P22.52/kg **increased** this week by 0.13% and by 3.16% when compared to last year's price.



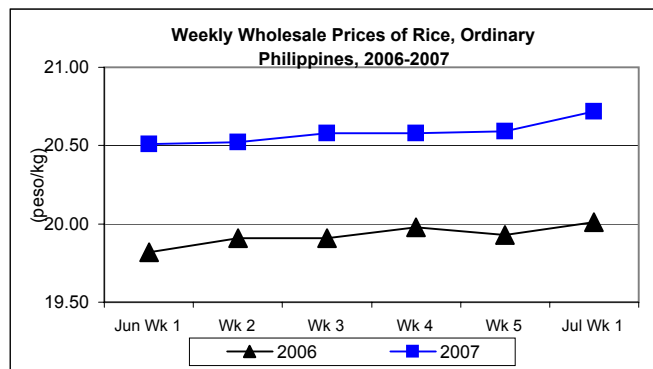
- Retail price at P22.36/kg showed **increments** of 0.90% from last week's report and by 3.86% from the year-ago price.



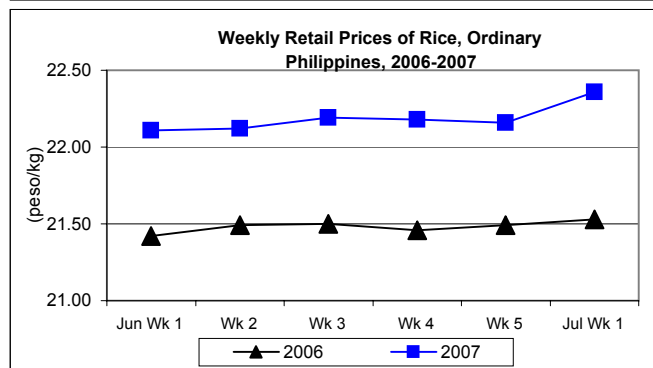
D. Wholesale and Retail Prices of Rice, Ordinary

☀ Wholesale prices were continuously on the uptrend. Retail prices posted an upswing after decreasing for two weeks.

- At wholesale, price averaged P20.72/kg and was **higher** from last week's and last year's prices by 0.63% and 3.55%, respectively.



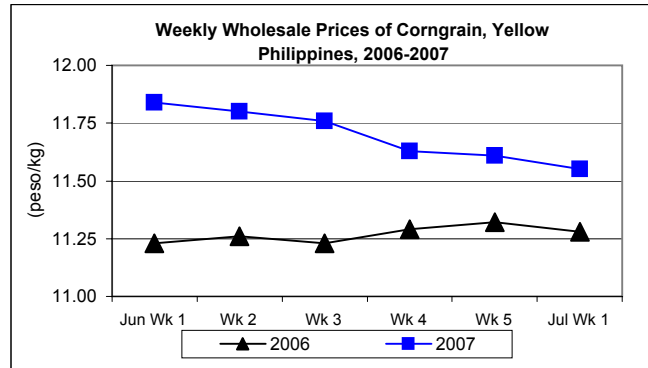
- At retail, price settled at P22.36/kg, **up** by 0.90% from the preceding week's record and by 3.86% from 2006 level.



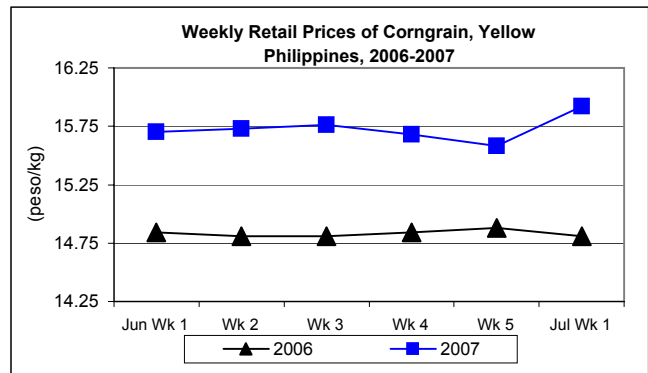
E. Wholesale and Retail Prices of Corngrain, Yellow

☀ Wholesale prices sustained their downtrend while retail prices strengthened over last week and last year's prices.

- Wholesale price at P11.55/kg showed a 0.52% **decrement** from last week's report but this was 2.39% **higher** than last year's price.



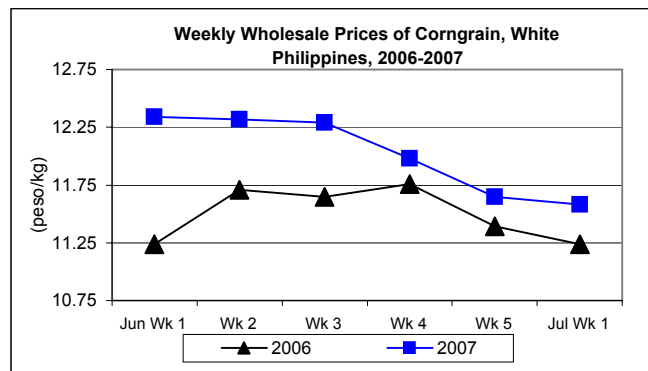
- Retail price at P15.92/kg was **higher** by 2.18% and 7.49% from last week's and last year's records, respectively.



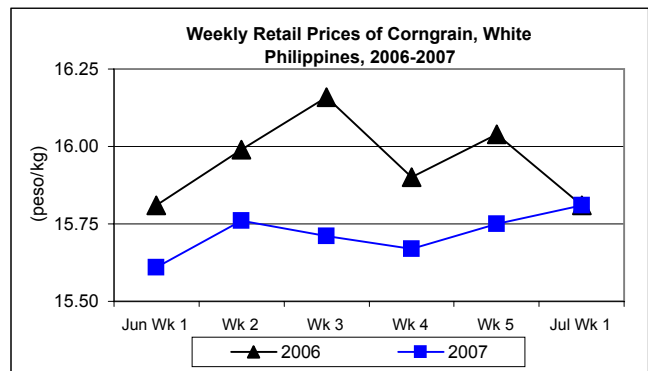
F. Wholesale and Retail Prices of Corngrain, White

☀ Wholesale price continued to move down while retail price showed intermittent fluctuations.

- Wholesale price at P11.58/kg went **down** by 0.60% from the previous week's price but was **higher** by 3.02% from last year's record.



- Retail price at P15.81/kg recorded a slight **increase** of 0.38% from last week's report and settled at the same level of 2006.



Annex 1

Comparative Weekly Farmgate, Wholesale and Retail Prices of Palay, Rice and Corn, Philippines

Month/Week	Palay (Dry)				Rice, Special							
	Farmgate Prices				Wholesale Prices				Retail Prices			
	2006	2007	% Change		2006	2007	% Change		2006	2007	% Change	
(1)	(2)	(3)	(3)/(2)	(weekly)	(6)	(7)	(7)/(6)	(weekly)	(10)	(11)	(11)/(10)	(weekly)
Jun Wk 1	11.44	11.84	3.50	0.68	21.67	22.32	3.00	-0.13	23.64	24.31	2.83	0.12
Wk 2	11.56	11.90	2.94	0.51	21.69	22.36	3.09	0.18	23.64	24.35	3.00	0.16
Wk 3	11.64	11.90	2.23	0.00	21.73	22.44	3.27	0.36	23.72	24.40	2.87	0.21
Wk 4	11.62	11.95	2.84	0.42	21.77	22.46	3.17	0.09	23.76	24.39	2.65	-0.04
Wk 5	11.57	12.02	3.89	0.59	21.82	22.49	3.07	0.13	23.73	24.43	2.95	0.16
Jul Wk 1	11.56	12.07	4.41	0.42	21.83	22.52	3.16	0.13	23.76	24.52	3.20	0.37

Month/Week	Rice, Ordinary							
	Wholesale Prices				Retail Prices			
	2006	2007	% Change		2006	2007	% Change	
(1)	(2)	(3)	(3)/(2)	(weekly)	(6)	(7)	(7)/(6)	(weekly)
Jun Wk 1	19.82	20.51	3.48	0.15	21.42	22.11	3.22	0.32
Wk 2	19.91	20.52	3.06	0.05	21.49	22.12	2.93	0.05
Wk 3	19.91	20.58	3.37	0.29	21.50	22.19	3.21	0.32
Wk 4	19.98	20.58	3.00	0.00	21.46	22.18	3.36	-0.05
Wk 5	19.93	20.59	3.31	0.05	21.49	22.16	3.12	-0.09
Jul Wk 1	20.01	20.72	3.55	0.63	21.53	22.36	3.86	0.90

Month/Week	Corngrain, Yellow											
	Farmgate Prices				Wholesale Prices				Retail Prices			
	2006	2007	% Change		2006	2007	% Change		2006	2007	% Change	
(1)	(2)	(3)	(3)/(2)	(weekly)	(6)	(7)	(7)/(6)	(weekly)	(10)	(11)	(11)/(10)	(weekly)
Jun Wk 1	9.80	10.63	8.47	0.19	11.23	11.84	5.43	0.25	14.84	15.70	5.80	0.38
Wk 2	9.73	10.58	8.74	-0.47	11.26	11.80	4.80	-0.34	14.81	15.73	6.21	0.19
Wk 3	9.72	10.47	7.72	-1.04	11.23	11.76	4.72	-0.34	14.81	15.76	6.41	0.19
Wk 4	9.69	10.27	5.99	-1.91	11.29	11.63	3.01	-1.11	14.84	15.68	5.66	-0.51
Wk 5	9.68	10.27	6.10	0.00	11.32	11.61	2.56	-0.17	14.88	15.58	4.70	-0.64
Jul Wk 1	9.53	10.29	7.97	0.19	11.28	11.55	2.39	-0.52	14.81	15.92	7.49	2.18

Month/Week	Corngrain, White											
	Farmgate Prices				Wholesale Prices				Retail Prices			
	2006	2007	% Change		2006	2007	% Change		2006	2007	% Change	
(1)	(2)	(3)	(3)/(2)	(weekly)	(6)	(7)	(7)/(6)	(weekly)	(10)	(11)	(11)/(10)	(weekly)
Jun Wk 1	10.53	11.71	11.21	-1.01	11.24	12.34	9.79	-0.64	15.81	15.61	-1.27	0.52
Wk 2	10.55	11.64	10.33	-0.60	11.71	12.32	5.21	-0.16	15.99	15.76	-1.44	0.96
Wk 3	10.75	11.45	6.51	-1.63	11.65	12.29	5.49	-0.24	16.16	15.71	-2.78	-0.32
Wk 4	10.98	11.16	1.64	-2.53	11.76	11.98	1.87	-2.52	15.90	15.67	-1.45	-0.25
Wk 5	10.77	11.01	2.23	-1.34	11.39	11.65	2.28	-2.75	16.04	15.75	-1.81	0.51
Jul Wk 1	10.58	10.81	2.17	-1.82	11.24	11.58	3.02	-0.60	15.81	15.81	0.00	0.38