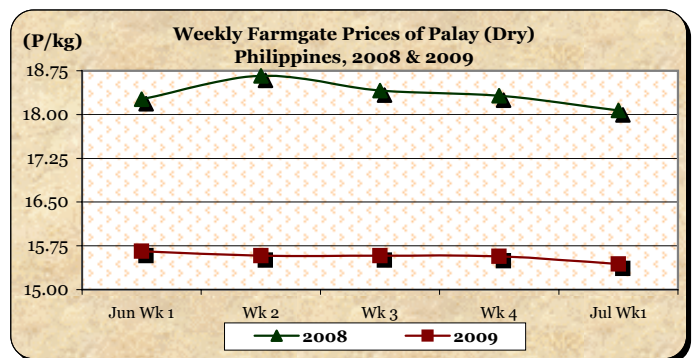


A. Farmgate Price of Palay

* Farmgate price continued to decline at rate much faster than last week.

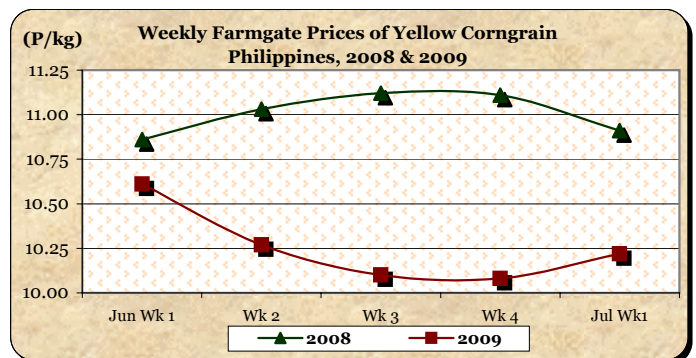
- Average price at P15.44/kg **dropped** by 0.83% and 14.55% from prices of last week and last year, respectively.



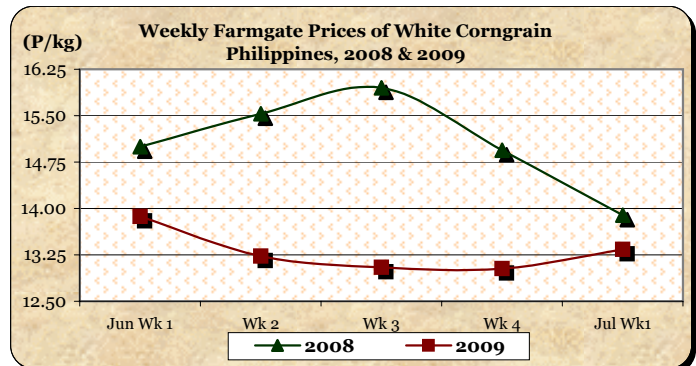
B. Farmgate Prices of Corngrain, Yellow and White

* Prices of both yellow and white corngrains recovered from continuous downtrends.

- Yellow corngrain price at P10.22/kg was 1.39% **higher** than last week's quotation but was 6.32% **lower** than 2008 record.



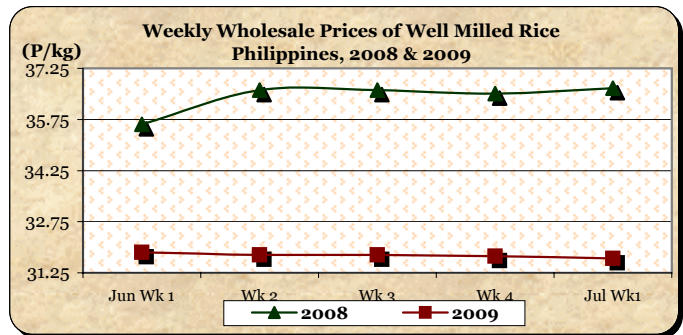
- White corngrain price at P13.34/kg **rose** by 2.38% from last week's P13.03/kg but **fell** by 3.96% compared to last year's P13.89/kg.



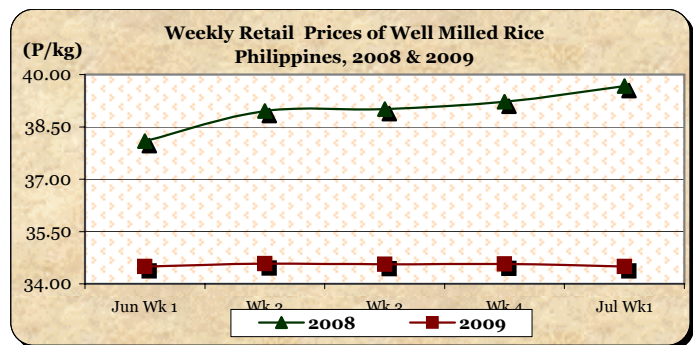
C. Wholesale and Retail Prices of Well Milled Rice (WMR)

* Downward movement of prices was reflected at both wholesale and retail levels.

■ At wholesale, average price at P31.67/kg slid by 0.22% from last week's quotation and by 13.64% relative to last year's report.



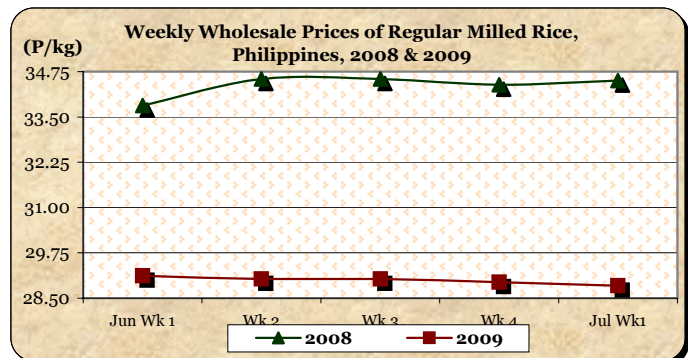
■ At retail, average price at P34.50/kg registered reductions of 0.20% and 13.03% from last week's and last year's levels, respectively.



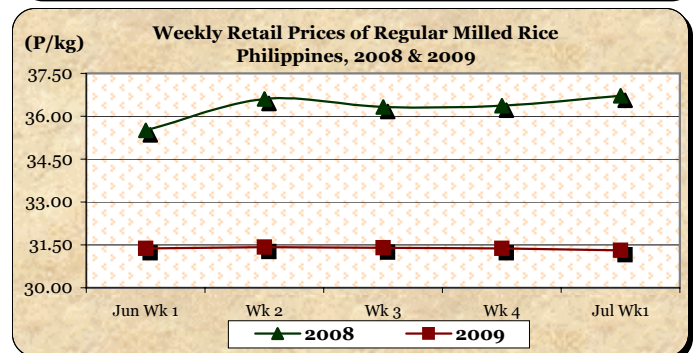
D. Wholesale and Retail Prices of Regular Milled Rice (RMR)

* Price cuts were sustained at both wholesale and retail levels.

■ Average wholesale price at P28.84/kg was down by 0.35% from last week's P28.94/kg and by 16.41% from last year's P34.50/kg.



■ Average retail price at P31.31/kg decreased by 0.22% and 14.73% relative to prices of last week and last year, respectively.

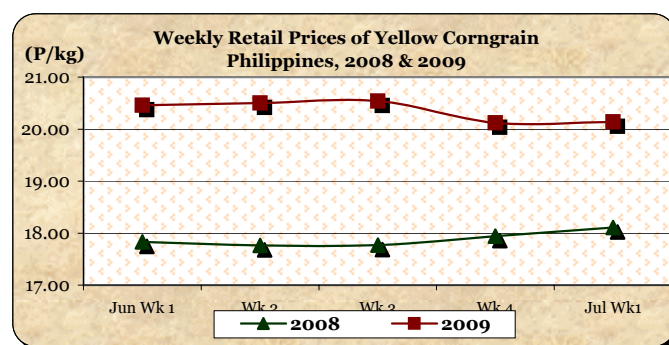
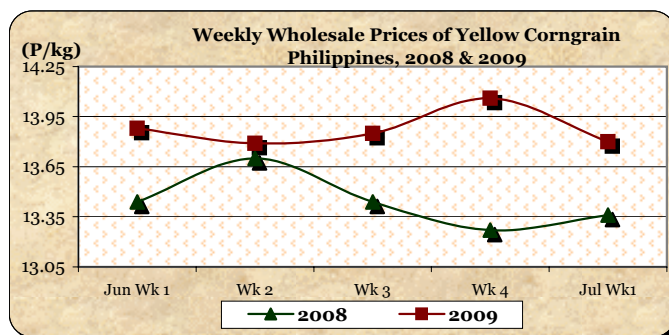


E. Wholesale and Retail Prices of Corngrain, Yellow

* Wholesale price moved down after two (2) consecutive increases but retail price went up after last week's decrease.

■ At wholesale, average price at P13.80/kg was 1.85% **below** last week's level but was 3.29% **above** 2008 price.

■ At retail, average price at P20.14/kg posted **gains** of 0.10% from last week's P20.12/kg and 11.21% from last year's P18.11/kg.

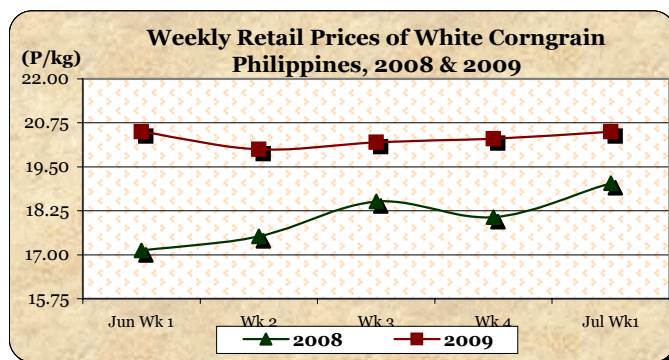
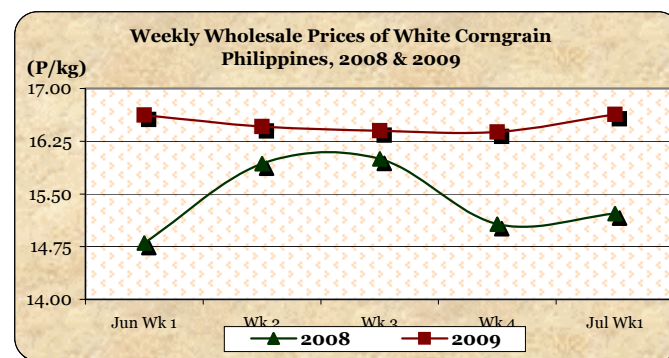


F. Wholesale and Retail Prices of Corngrain, White

* Prices moved upward at both wholesale and retail levels.

■ Average wholesale price at P16.63/kg registered **increments** of 1.53% from last week's price and 9.26% from 2008 record.

■ Average retail price at P20.50/kg indicated **mark-ups** of 0.99% and 7.72% relative to last week's and last year's prices, respectively.



Annex 1

Comparative Weekly Farmgate, Wholesale and Retail Prices of Palay, Rice and Corn, Philippines

Month/Week	Palay (Dry)				Well Milled Rice (WMR)							
	Farmgate Prices				Wholesale Prices				Retail Prices			
	2008	2009	% Change		2008	2009	% Change		2008	2009	% Change	
(1)	(2)	(3)	(3)/(2)	(weekly)	(6)	(7)	(7)/(6)	(weekly)	(10)	(11)	(11)/(10)	(weekly)
Jun Wk 1	18.26	15.66	-14.24	-0.70	35.61	31.85	-10.56	-0.03	38.09	34.50	-9.43	-0.06
Wk 2	18.66	15.58	-16.51	-0.51	36.61	31.78	-13.19	-0.22	38.95	34.58	-11.22	0.23
Wk 3	18.41	15.58	-15.37	0.00	36.61	31.78	-13.19	0.00	39.01	34.56	-11.41	-0.06
Wk 4R	18.32	15.57	-15.01	-0.06	36.51	31.74	-13.06	-0.13	39.22	34.57	-11.86	0.03
Jul Wk1P	18.07	15.44	-14.55	-0.83	36.67	31.67	-13.64	-0.22	39.67	34.50	-13.03	-0.20

Month/Week	Regular Milled Rice (RMR)							
	Wholesale Prices				Retail Prices			
	2008	2009	% Change		2008	2009	% Change	
(1)	(2)	(3)	(3)/(2)	(weekly)	(6)	(7)	(7)/(6)	(weekly)
Jun Wk 1	33.81	29.12	-13.87	0.21	35.51	31.38	-11.63	-0.16
Wk 2	34.55	29.03	-15.98	-0.31	36.60	31.42	-14.15	0.13
Wk 3	34.55	29.03	-15.98	0.00	36.33	31.40	-13.57	-0.06
Wk 4R	34.39	28.94	-15.85	-0.31	36.37	31.38	-13.72	-0.06
Jul Wk1P	34.50	28.84	-16.41	-0.35	36.72	31.31	-14.73	-0.22

Month/Week	Corngrain, Yellow											
	Farmgate Prices				Wholesale Prices				Retail Prices			
	2008	2009	% Change		2008	2009	% Change		2008	2009	% Change	
(1)	(2)	(3)	(3)/(2)	(weekly)	(6)	(7)	(7)/(6)	(weekly)	(10)	(11)	(11)/(10)	(weekly)
Jun Wk 1	10.86	10.61	-2.30	-1.12	13.44	13.88	3.27	0.22	17.83	20.46	14.75	-0.63
Wk 2	11.03	10.27	-6.89	-3.20	13.70	13.79	0.66	-0.65	17.76	20.50	15.43	0.20
Wk 3	11.12	10.10	-9.17	-1.66	13.44	13.85	3.05	0.44	17.77	20.54	15.59	0.20
Wk 4R	11.11	10.08	-9.27	-0.20	13.27	14.06	5.95	1.52	17.94	20.12	12.15	-2.04
Jul Wk1P	10.91	10.22	-6.32	1.39	13.36	13.80	3.29	-1.85	18.11	20.14	11.21	0.10

Month/Week	Corngrain, White											
	Farmgate Prices				Wholesale Prices				Retail Prices			
	2008	2009	% Change		2008	2009	% Change		2008	2009	% Change	
(1)	(2)	(3)	(3)/(2)	(weekly)	(6)	(7)	(7)/(6)	(weekly)	(10)	(11)	(11)/(10)	(weekly)
Jun Wk 1	15.00	13.87	-7.53	-1.28	14.80	16.62	12.30	3.55	17.12	20.50	19.74	4.27
Wk 2	15.53	13.23	-14.81	-4.61	15.93	16.46	3.33	-0.96	17.52	20.00	14.16	-2.44
Wk 3	15.95	13.05	-18.18	-1.36	16.00	16.40	2.50	-0.36	18.52	20.20	9.07	1.00
Wk 4R	14.94	13.03	-12.78	-0.15	15.07	16.38	8.69	-0.12	18.07	20.30	12.34	0.50
Jul Wk1P	13.89	13.34	-3.96	2.38	15.22	16.63	9.26	1.53	19.03	20.50	7.72	0.99

Note: R-revised; P-preliminary

