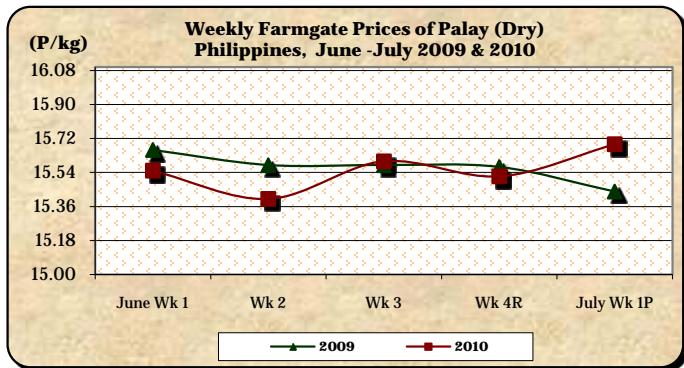


### A. Farmgate Price of Palay

\* Palay price recovered from last week's drop.

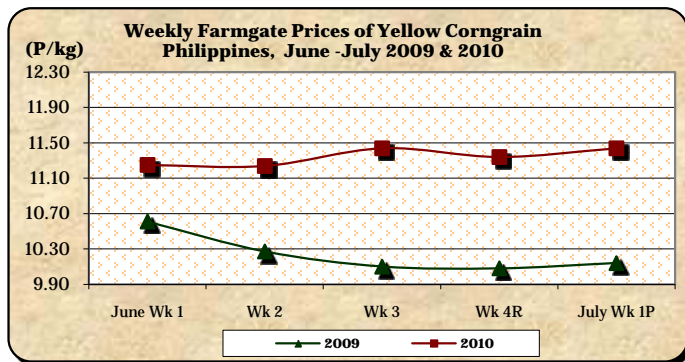
- The average price of P15.69/kg was **higher** by 1.10% from last week's P15.52/kg and by 1.62% from last year's P15.44/kg .



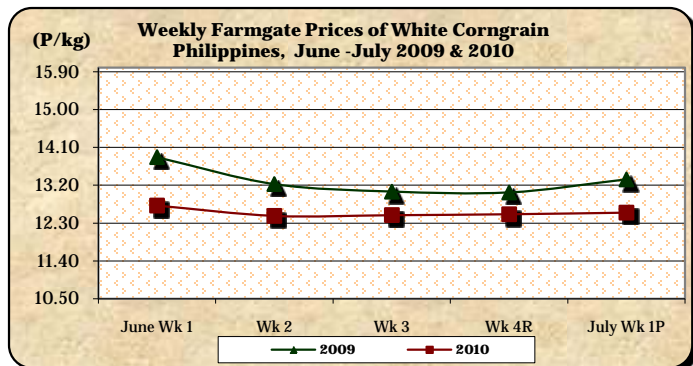
### B. Farmgate Prices of Corngrain, Yellow and White

\* Prices of yellow and white corngrain increased this week.

- Yellow corngrain price at P11.44/kg registered **increments** of 0.88% and 12.82% relative to prices of last week and last year, respectively.



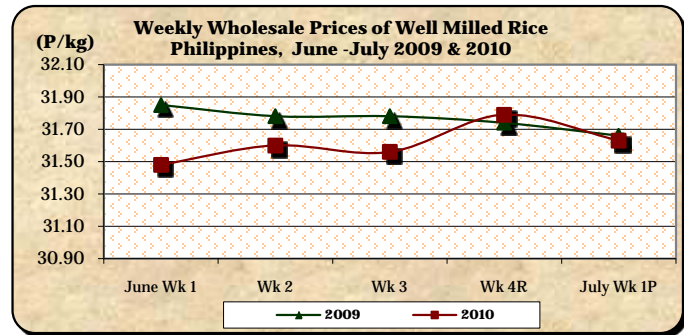
- White corngrain price at P12.55/kg **rose** by 0.32% from last week's level but fell by 5.92% relative to 2009 report.



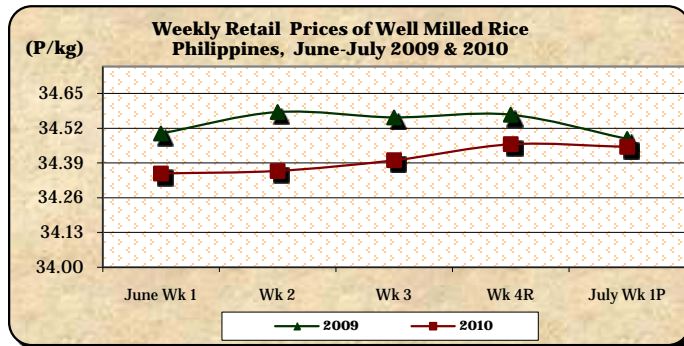
**C. Wholesale and Retail Prices of Well Milled Rice (WMR)**

\* Price cuts were registered at both wholesale and retail levels.

At wholesale, the average price of P31.63/kg **dropped** by 0.50% from last week's price and by 0.09% relative to last year's level.



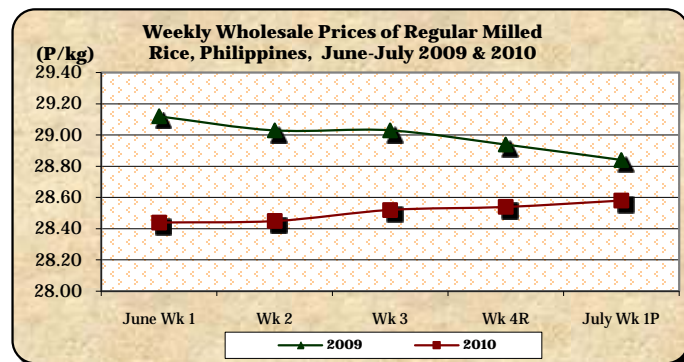
At retail, the average price of P34.45/kg **slid** by 0.03% and 0.09% from last week's and last year's prices, respectively.



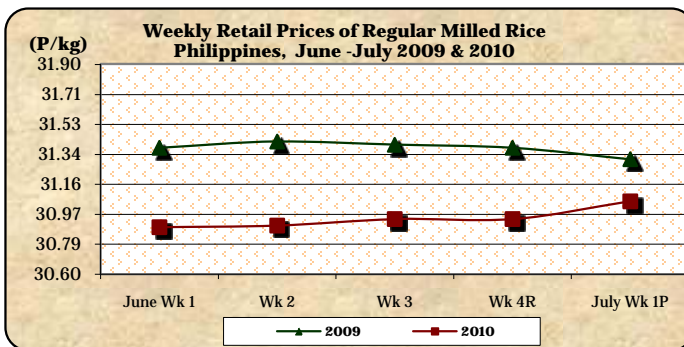
**D. Wholesale and Retail Prices of Regular Milled Rice (RMR)**

\* Uptrend of prices was sustained at both wholesale and retail levels.

The average wholesale price of P28.58/kg **rose** by 0.14% from last week's price but **fell** by 0.90% from last year's level.



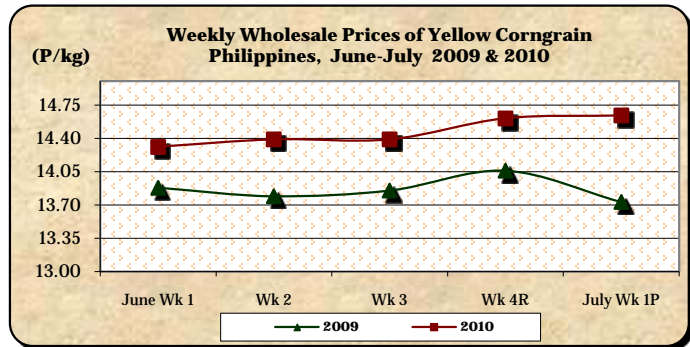
The average retail price of P31.05/kg indicated a 0.36% **increase** from last week's P30.94/kg but was down by a 0.83% from last year's P31.31/kg.



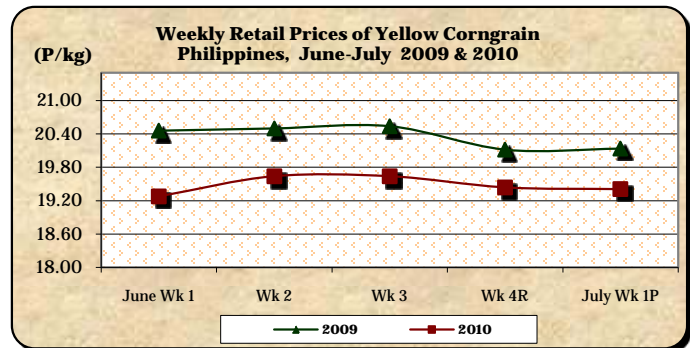
**E. Wholesale and Retail Prices of Corngrain, Yellow**

\* At wholesale, price continued to move up. At retail, price registered decline.

At wholesale, the average price of P14.64/kg indicated **mark-ups** of 0.21% from last week's price and 6.63% relative to last year's level.



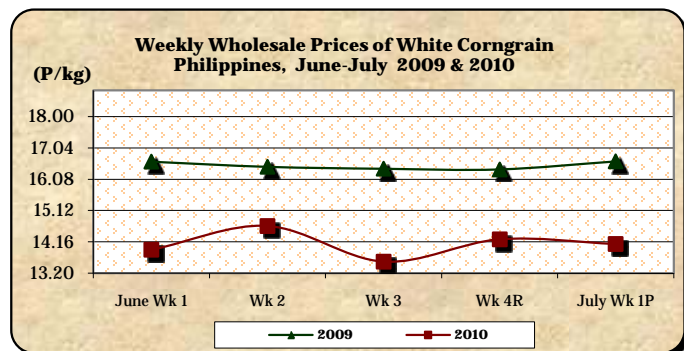
At retail, the average price of P19.41/kg posted **reductions** of 0.15% and 3.62% from prices of last week and last year, respectively.



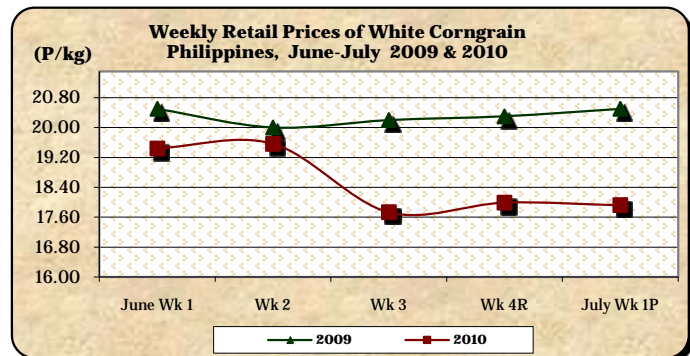
**F. Wholesale and Retail Prices of Corngrain, White**

\* Both wholesale and retail prices were down.

The average wholesale price of P14.10/kg recorded **cuts** of 0.98% and 15.21% relative to last week's and last year's prices respectively.



The average retail price of P17.92/kg was down by 0.39% from last week's price and by 12.59% from last year's record.



## Annex 1

## Comparative Weekly Farmgate, Wholesale and Retail Prices of Palay, Rice and Corn, Philippines

Month/Week	Palay (Dry)				Well Milled Rice (WMR)							
	Farmgate Prices				Wholesale Prices				Retail Prices			
	2009	2010	% Change		2009	2010	% Change		2009	2010	% Change	
(1)	(2)	(3)	(3)/(2)	(weekly)	(6)	(7)	(7)/(6)	(weekly)	(10)	(11)	(11)/(10)	(weekly)
June Wk 1	15.66	15.55	-0.70	0.84	31.85	31.48	-1.16	0.22	34.50	34.35	-0.43	0.17
Wk 2	15.58	15.40	-1.16	-0.96	31.78	31.60	-0.57	0.38	34.58	34.36	-0.64	0.03
Wk 3	15.58	15.60	0.13	1.30	31.78	31.56	-0.69	-0.13	34.56	34.40	-0.46	0.12
Wk 4R	15.57	15.52	-0.32	-0.51	31.74	31.79	0.16	0.73	34.57	34.46	-0.32	0.17
July Wk 1P	15.44	15.69	1.62	1.10	31.66	31.63	-0.09	-0.50	34.48	34.45	-0.09	-0.03

Month/Week	Regular Milled Rice (RMR)							
	Wholesale Prices				Retail Prices			
	2009	2010	% Change		2009	2010	% Change	
(1)	(2)	(3)	(3)/(2)	(weekly)	(6)	(7)	(7)/(6)	(weekly)
June Wk 1	29.12	28.44	-2.34	0.42	31.38	30.89	-1.56	0.16
Wk 2	29.03	28.45	-2.00	0.04	31.42	30.90	-1.65	0.03
Wk 3	29.03	28.52	-1.76	0.25	31.40	30.94	-1.46	0.13
Wk 4R	28.94	28.54	-1.38	0.07	31.38	30.94	-1.40	0.00
July Wk 1P	28.84	28.58	-0.90	0.14	31.31	31.05	-0.83	0.36

Month/Week	Corngrain, Yellow											
	Farmgate Prices				Wholesale Prices				Retail Prices			
	2009	2010	% Change		2009	2010	% Change		2009	2010	% Change	
(1)	(2)	(3)	(3)/(2)	(weekly)	(6)	(7)	(7)/(6)	(weekly)	(10)	(11)	(11)/(10)	(weekly)
June Wk 1	10.61	11.25	6.03	1.17	13.88	14.31	3.10	-0.69	20.46	19.28	-5.77	-0.31
Wk 2	10.27	11.24	9.44	-0.09	13.79	14.39	4.35	0.56	20.50	19.64	-4.20	1.87
Wk 3	10.10	11.44	13.27	1.78	13.85	14.39	3.90	0.00	20.54	19.64	-4.38	0.00
Wk 4R	10.08	11.34	12.50	-0.87	14.06	14.61	3.91	1.53	20.12	19.44	-3.38	-1.02
July Wk 1P	10.14	11.44	12.82	0.88	13.73	14.64	6.63	0.21	20.14	19.41	-3.62	-0.15

Month/Week	Corngrain, White											
	Farmgate Prices				Wholesale Prices				Retail Prices			
	2009	2010	% Change		2009	2010	% Change		2009	2010	% Change	
(1)	(2)	(3)	(3)/(2)	(weekly)	(6)	(7)	(7)/(6)	(weekly)	(10)	(11)	(11)/(10)	(weekly)
June Wk 1	13.87	12.72	-8.29	0.47	16.62	13.92	-16.25	-1.83	20.50	19.44	-5.17	-0.77
Wk 2	13.23	12.47	-5.74	-1.97	16.46	14.65	-11.00	5.24	20.00	19.56	-2.20	0.62
Wk 3	13.05	12.49	-4.29	0.16	16.40	13.56	-17.32	-7.44	20.20	17.73	-12.23	-9.36
Wk 4R	13.03	12.51	-3.99	0.16	16.38	14.24	-13.06	5.01	20.30	17.99	-11.38	1.47
July Wk 1P	13.34	12.55	-5.92	0.32	16.63	14.10	-15.21	-0.98	20.50	17.92	-12.59	-0.39

Note: R-revised; P-preliminary

