

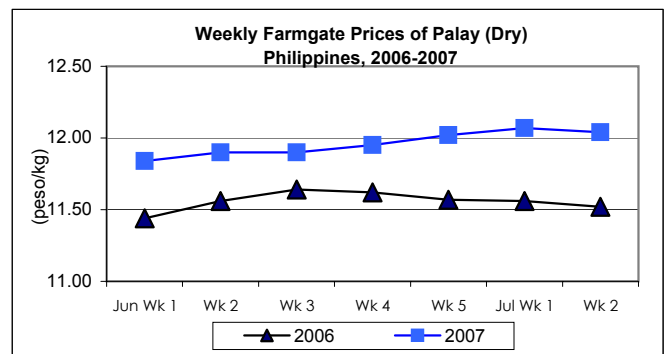


## Updates on Palay, Rice & Corn Prices, July 11 - 17, 2007

### A. Farmgate Price of Palay

\* Price of palay slowed down this week due to increased supply resulting from current season's harvests.

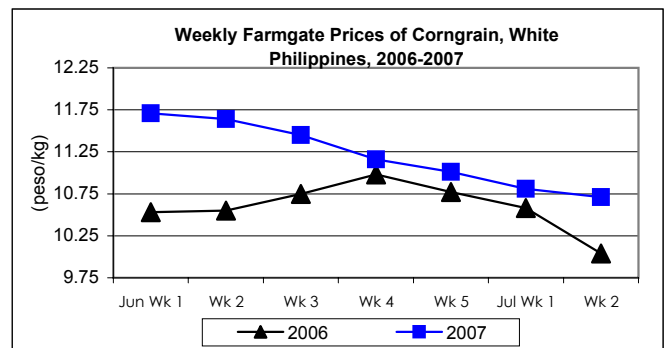
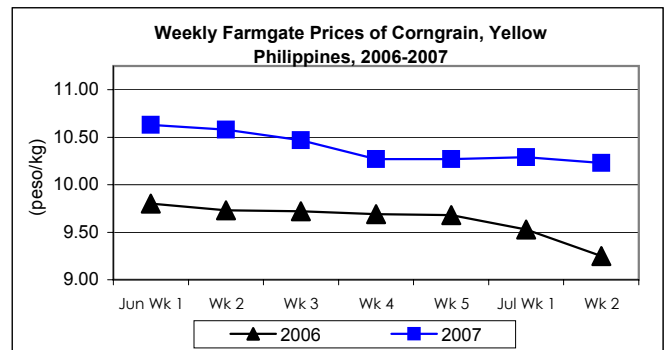
- Price at P12.04/kg was **down** by 0.25% from last week's report. Relative to last year's record, price went **up** by 4.51%.



### B. Farmgate Prices of Corngrain, Yellow and White

\* Yellow and white corngrain prices at the farmgate indicated lower quotations from last week's prices.

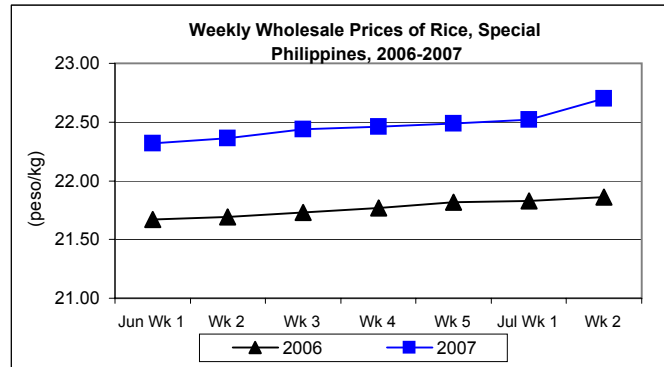
- Yellow corngrain price at P10.23/kg showed a 0.58% **decrement** from last week's price but an **increase** of 10.59% from last year's record.
- White corngrain price at P10.71/kg was **lower** by 0.93% from the previous week's quotation but was **higher** by 6.67% from last year's P10.04/kg.



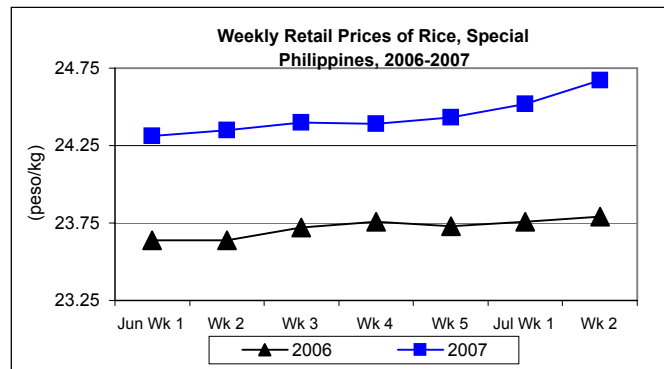
### C. Wholesale and Retail Prices of Rice, Special

☀ Prices showed increases for six months now at both wholesale and retail levels.

- Wholesale price settled at P22.70/kg which was highest during the last six months. This indicated **increments** from the prices of last week and a year-ago by 0.80% and 3.84%, respectively.



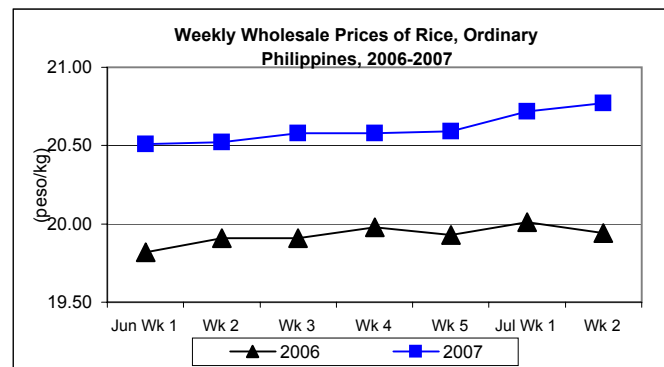
- For the week, retail price peaked at P24.67/kg or 0.61% **higher** than last week's level and by 3.70% from 2006 record.



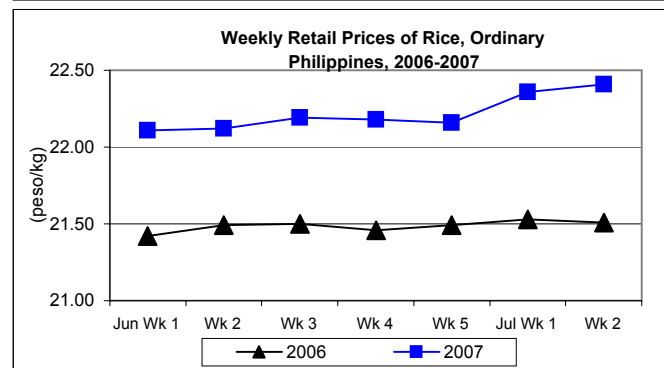
### D. Wholesale and Retail Prices of Rice, Ordinary

☀ Wholesale and retail prices were above last week's and last year's levels.

- Wholesale price averaged P20.77/kg and represented **increases** of 0.24% and 4.16% from the reports last week and last year, respectively.



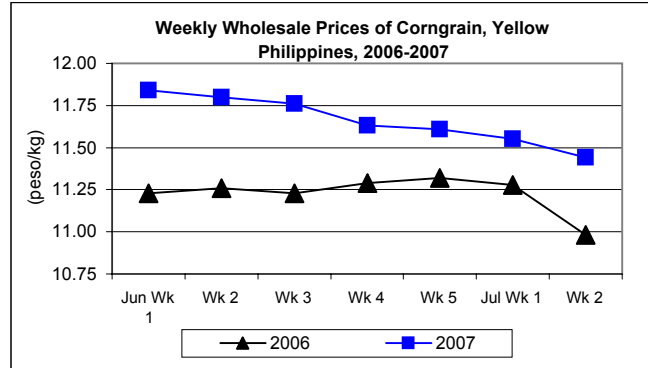
- Retail price was **up** from P22.36/kg last week to P22.41/kg this week. Average price for the week **grew** by 4.18% from last year's P21.51/kg.



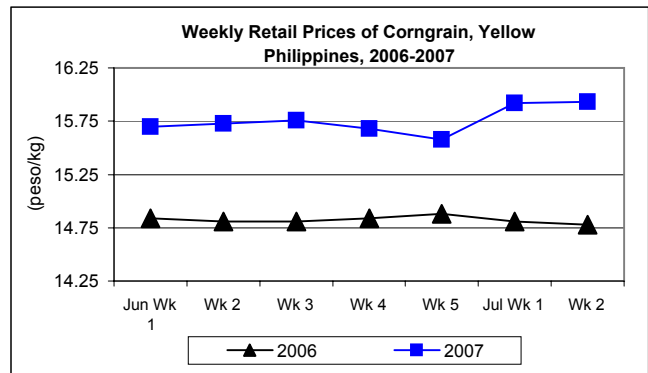
### E. Wholesale and Retail Prices of Corngrain, Yellow

☀ Wholesale price was on its 7<sup>th</sup> week of downtrend while retail price was on its 2<sup>nd</sup> week of increase.

- Wholesale price at P11.44/kg **declined** by 0.95% from last week's report but reflected an **increment** of 4.19% from last year's record.



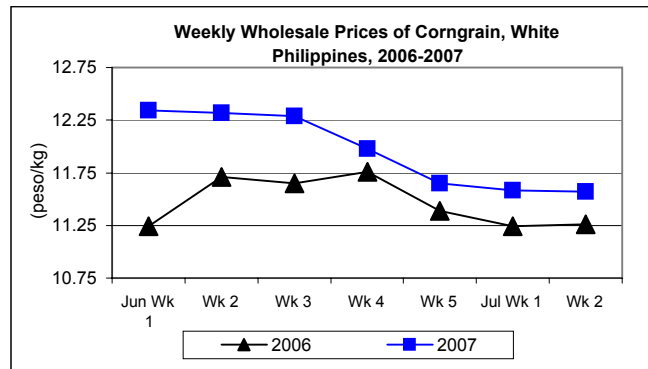
- Retail price averaged the highest at P15.93/kg. It **increased** by 0.06% from the preceding week's price and by 7.78% from the 2006 price.



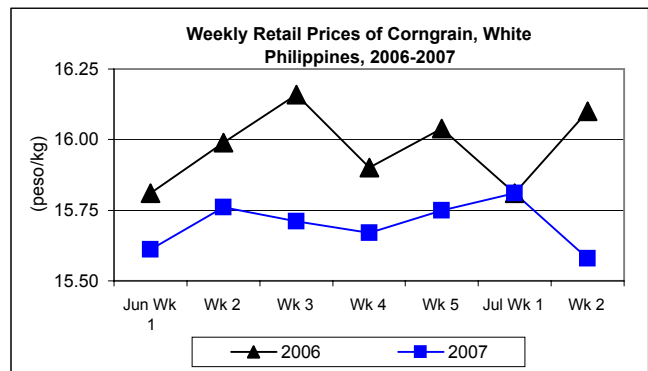
### F. Wholesale and Retail Prices of Corngrain, White

☀ Wholesale and retail prices were lower than last week's price quotations.

- Wholesale price at P11.57/kg was slightly down by 0.09% from the previous week's report while **up** by 2.75% from the 2006 record.



- Retail price at P15.58/kg was **lower** by 1.45% from the quotations last week and stayed **below** last year's records by 3.23%.



## Annex 1

### Comparative Weekly Farmgate, Wholesale and Retail Prices of Palay, Rice and Corn, Philippines

Month/Week	Palay (Dry)				Rice, Special							
	Farmgate Prices				Wholesale Prices				Retail Prices			
	2006	2007	% Change		2006	2007	% Change		2006	2007	% Change	
(1)	(2)	(3)	(3)/(2)	(weekly)	(6)	(7)	(7)/(6)	(weekly)	(10)	(11)	(11)/(10)	(weekly)
Jun Wk 1	11.44	11.84	3.50	0.68	21.67	22.32	3.00	-0.13	23.64	24.31	2.83	0.12
Wk 2	11.56	11.90	2.94	0.51	21.69	22.36	3.09	0.18	23.64	24.35	3.00	0.16
Wk 3	11.64	11.90	2.23	0.00	21.73	22.44	3.27	0.36	23.72	24.40	2.87	0.21
Wk 4	11.62	11.95	2.84	0.42	21.77	22.46	3.17	0.09	23.76	24.39	2.65	-0.04
Wk 5	11.57	12.02	3.89	0.59	21.82	22.49	3.07	0.13	23.73	24.43	2.95	0.16
Jul Wk 1	11.56	12.07	4.41	0.42	21.83	22.52	3.16	0.13	23.76	24.52	3.20	0.37
Wk 2	11.52	12.03	4.43	-0.33	21.86	22.70	3.84	0.80	23.79	24.67	3.70	0.61

Month/Week	Rice, Ordinary							
	Wholesale Prices				Retail Prices			
	2006	2007	% Change		2006	2007	% Change	
(1)	(2)	(3)	(3)/(2)	(weekly)	(6)	(7)	(7)/(6)	(weekly)
Jun Wk 1	19.82	20.51	3.48	0.15	21.42	22.11	3.22	0.32
Wk 2	19.91	20.52	3.06	0.05	21.49	22.12	2.93	0.05
Wk 3	19.91	20.58	3.37	0.29	21.50	22.19	3.21	0.32
Wk 4	19.98	20.58	3.00	0.00	21.46	22.18	3.36	-0.05
Wk 5	19.93	20.59	3.31	0.05	21.49	22.16	3.12	-0.09
Jul Wk 1	20.01	20.72	3.55	0.63	21.53	22.36	3.86	0.90
Wk 2	19.94	20.77	4.16	0.24	21.51	22.41	4.18	0.22

Month/Week	Corngrain, Yellow											
	Farmgate Prices				Wholesale Prices				Retail Prices			
	2006	2007	% Change		2006	2007	% Change		2006	2007	% Change	
(1)	(2)	(3)	(3)/(2)	(weekly)	(6)	(7)	(7)/(6)	(weekly)	(10)	(11)	(11)/(10)	(weekly)
Jun Wk 1	9.80	10.63	8.47	0.19	11.23	11.84	5.43	0.25	14.84	15.70	5.80	0.38
Wk 2	9.73	10.58	8.74	-0.47	11.26	11.80	4.80	-0.34	14.81	15.73	6.21	0.19
Wk 3	9.72	10.47	7.72	-1.04	11.23	11.76	4.72	-0.34	14.81	15.76	6.41	0.19
Wk 4	9.69	10.27	5.99	-1.91	11.29	11.63	3.01	-1.11	14.84	15.68	5.66	-0.51
Wk 5	9.68	10.27	6.10	0.00	11.32	11.61	2.56	-0.17	14.88	15.58	4.70	-0.64
Jul Wk 1	9.53	10.29	7.97	0.19	11.28	11.55	2.39	-0.52	14.81	15.92	7.49	2.18
Wk 2	9.25	10.23	10.59	-0.58	10.98	11.43	4.10	-1.04	14.78	15.93	7.78	0.06

Month/Week	Corngrain, White											
	Farmgate Prices				Wholesale Prices				Retail Prices			
	2006	2007	% Change		2006	2007	% Change		2006	2007	% Change	
(1)	(2)	(3)	(3)/(2)	(weekly)	(6)	(7)	(7)/(6)	(weekly)	(10)	(11)	(11)/(10)	(weekly)
Jun Wk 1	10.53	11.71	11.21	-1.01	11.24	12.34	9.79	-0.64	15.81	15.61	-1.27	0.52
Wk 2	10.55	11.64	10.33	-0.60	11.71	12.32	5.21	-0.16	15.99	15.76	-1.44	0.96
Wk 3	10.75	11.45	6.51	-1.63	11.65	12.29	5.49	-0.24	16.16	15.71	-2.78	-0.32
Wk 4	10.98	11.16	1.64	-2.53	11.76	11.98	1.87	-2.52	15.90	15.67	-1.45	-0.25
Wk 5	10.77	11.01	2.23	-1.34	11.39	11.65	2.28	-2.75	16.04	15.75	-1.81	0.51
Jul Wk 1	10.58	10.81	2.17	-1.82	11.24	11.58	3.02	-0.60	15.81	15.81	0.00	0.38
Wk 2	10.04	10.71	6.67	-0.93	11.26	11.57	2.75	-0.09	16.10	15.58	-3.23	-1.45