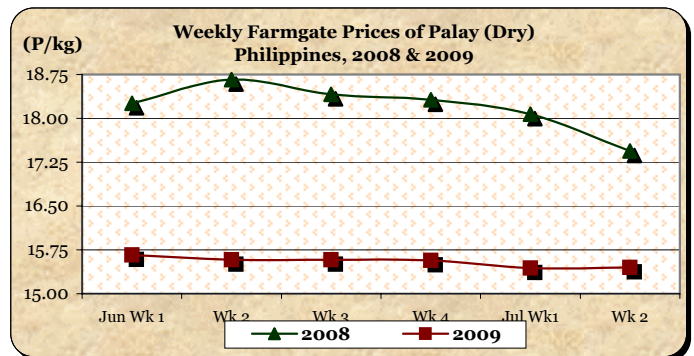


A. Farmgate Price of Palay

* Palay slightly recovered from two (2) consecutive weeks of declining prices.

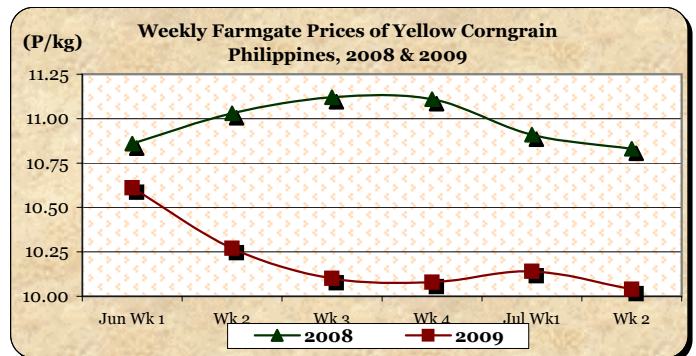
- Average price at P15.45/kg was **up** by 0.06% from last week's P15.44/kg but was **down** by 11.41% relative to last year's P17.44/kg.



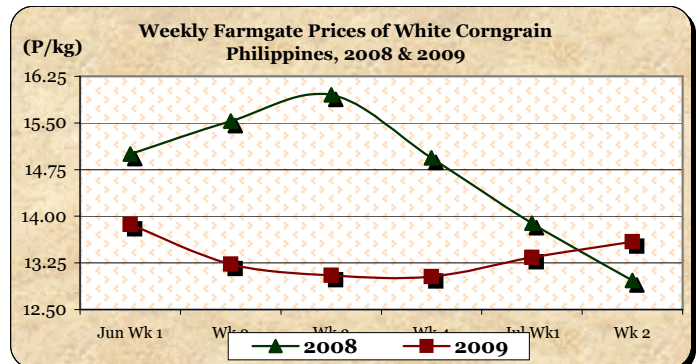
B. Farmgate Prices of Corngrain, Yellow and White

* Price of yellow corngrain went down after last week's increase but that of white corngrain continued to move upward.

- Yellow corngrain price at P10.04/kg posted **reductions** of 0.99% and 7.29% compared to prices of last week and last year, respectively.



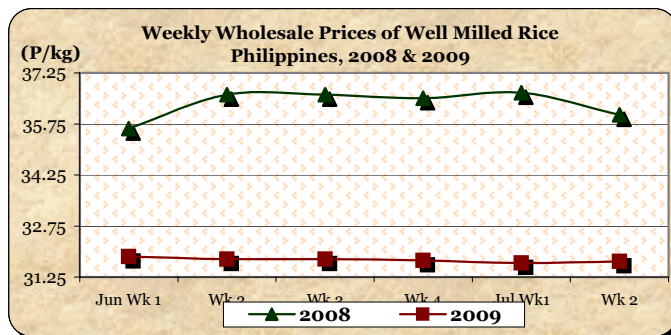
- White corngrain price at P13.59/kg indicated **mark-ups** of 1.87% from last week's quotation and 4.78% from 2008 record.



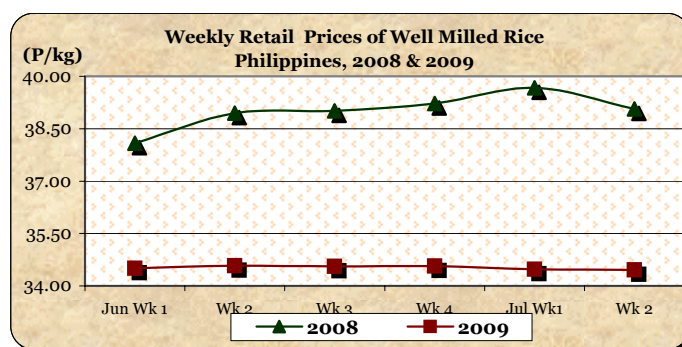
C. Wholesale and Retail Prices of Well Milled Rice (WMR)

* Wholesale price increased while retail price continued to decrease.

■ At wholesale, the average price of P31.71/kg was 0.16% **higher** than last week's price but was 11.97% **lower** than last year's level.



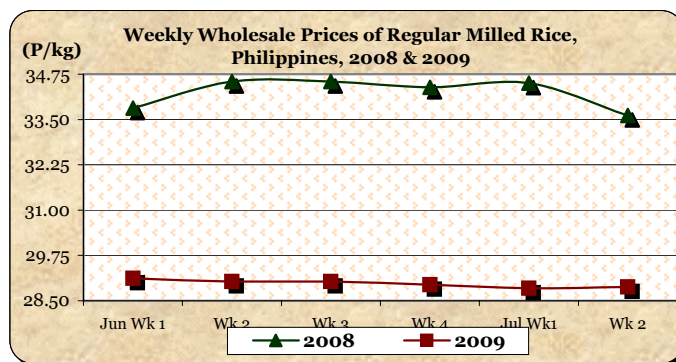
■ At retail, the average price of P34.46/kg **dropped** by 0.06% from last week's P34.48/kg and by 11.80% from last year's P39.07/kg.



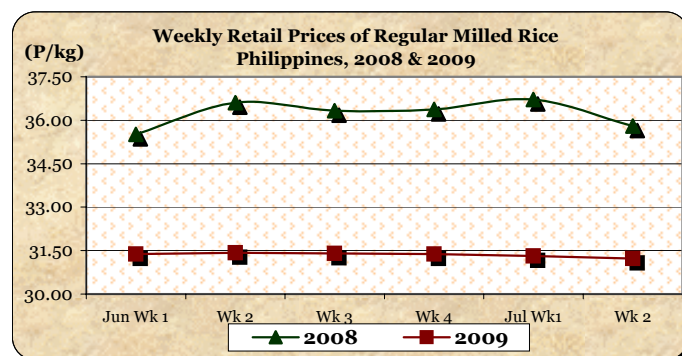
D. Wholesale and Retail Prices of Regular Milled Rice (RMR)

* Price at wholesale level recorded a slight increase but price at retail sustained a downtrend.

■ Average wholesale price at P28.88/kg was 0.14% **above** last week's quotation but was 14.07% **below** last year's report.



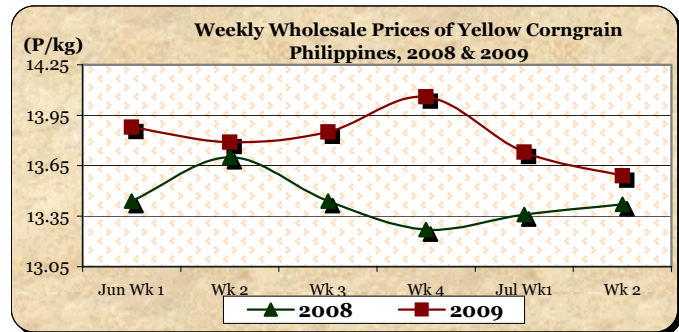
■ Retail price which averaged P31.23/kg **slid** by 0.26% and 12.77% from prices of last week and last year, respectively.



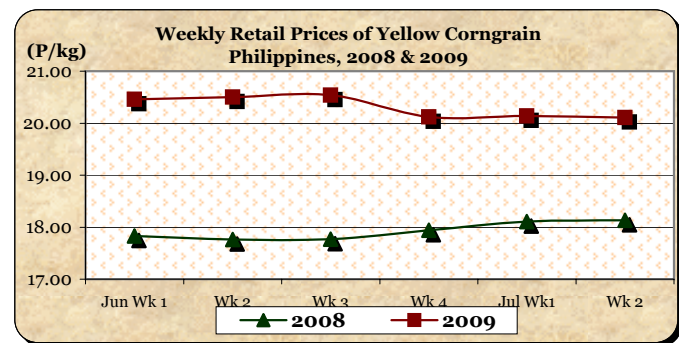
E. Wholesale and Retail Prices of Corngrain, Yellow

* Price reductions were noted at both wholesale and retail levels.

■ The average wholesale price of P13.59/kg was 1.02% **lower** than last week's P13.73/kg but it was **higher** by 1.27% relative to last year's P13.42/kg.



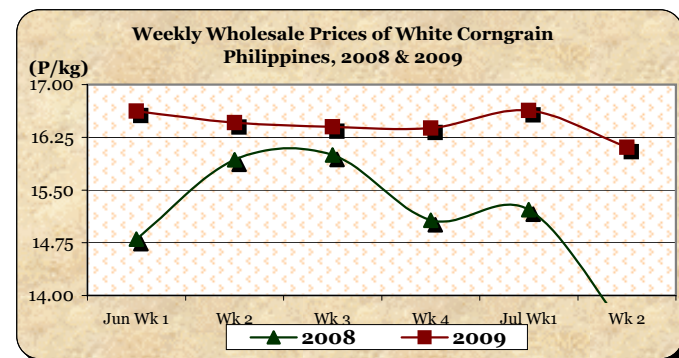
■ At retail, the average price of P20.11/kg was 0.15% **below** last week's price but was 10.92% **above** 2008 level.



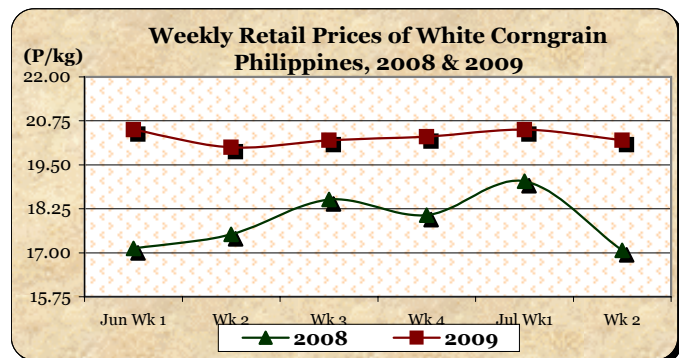
F. Wholesale and Retail Prices of Corngrain, White

* Price cuts were recorded at both wholesale and retail levels.

■ Average wholesale price at P16.11/kg reflected a 3.13% **decrement** from last week's report but indicated a 19.33% **increment** from last year's price.



■ Average retail price at P20.20/kg was 1.46% **lower** than last week's quotation but was 18.34% **higher** than that of last year.



Annex 1

Comparative Weekly Farmgate, Wholesale and Retail Prices of Palay, Rice and Corn, Philippines

Month/Week	Palay (Dry)				Well Milled Rice (WMR)							
	Farmgate Prices				Wholesale Prices				Retail Prices			
	2008	2009	% Change		2008	2009	% Change		2008	2009	% Change	
(1)	(2)	(3)	(3)/(2)	(weekly)	(6)	(7)	(7)/(6)	(weekly)	(10)	(11)	(11)/(10)	(weekly)
Jun Wk 1	18.26	15.66	-14.24	-0.70	35.61	31.85	-10.56	-0.03	38.09	34.50	-9.43	-0.06
Wk 2	18.66	15.58	-16.51	-0.51	36.61	31.78	-13.19	-0.22	38.95	34.58	-11.22	0.23
Wk 3	18.41	15.58	-15.37	0.00	36.61	31.78	-13.19	0.00	39.01	34.56	-11.41	-0.06
Wk 4	18.32	15.57	-15.01	-0.06	36.51	31.74	-13.06	-0.13	39.22	34.57	-11.86	0.03
Jul Wk1R	18.07	15.44	-14.55	-0.83	36.67	31.66	-13.66	-0.25	39.67	34.48	-13.08	-0.26
Wk 2P	17.44	15.45	-11.41	0.06	36.02	31.71	-11.97	0.16	39.07	34.46	-11.80	-0.06

Month/Week	Regular Milled Rice (RMR)							
	Wholesale Prices				Retail Prices			
	2008	2009	% Change		2008	2009	% Change	
(1)	(2)	(3)	(3)/(2)	(weekly)	(6)	(7)	(7)/(6)	(weekly)
Jun Wk 1	33.81	29.12	-13.87	0.21	35.51	31.38	-11.63	-0.16
Wk 2	34.55	29.03	-15.98	-0.31	36.60	31.42	-14.15	0.13
Wk 3	34.55	29.03	-15.98	0.00	36.33	31.40	-13.57	-0.06
Wk 4	34.39	28.94	-15.85	-0.31	36.37	31.38	-13.72	-0.06
Jul Wk1R	34.50	28.84	-16.41	-0.35	36.72	31.31	-14.73	-0.22
Wk 2P	33.61	28.88	-14.07	0.14	35.80	31.23	-12.77	-0.26

Month/Week	Corngrain, Yellow											
	Farmgate Prices				Wholesale Prices				Retail Prices			
	2008	2009	% Change		2008	2009	% Change		2008	2009	% Change	
(1)	(2)	(3)	(3)/(2)	(weekly)	(6)	(7)	(7)/(6)	(weekly)	(10)	(11)	(11)/(10)	(weekly)
Jun Wk 1	10.86	10.61	-2.30	-1.12	13.44	13.88	3.27	0.22	17.83	20.46	14.75	-0.63
Wk 2	11.03	10.27	-6.89	-3.20	13.70	13.79	0.66	-0.65	17.76	20.50	15.43	0.20
Wk 3	11.12	10.10	-9.17	-1.66	13.44	13.85	3.05	0.44	17.77	20.54	15.59	0.20
Wk 4	11.11	10.08	-9.27	-0.20	13.27	14.06	5.95	1.52	17.94	20.12	12.15	-2.04
Jul Wk1R	10.91	10.14	-7.06	0.60	13.36	13.73	2.77	-2.35	18.11	20.14	11.21	0.10
Wk 2P	10.83	10.04	-7.29	-0.99	13.42	13.59	1.27	-1.02	18.13	20.11	10.92	-0.15

Month/Week	Corngrain, White											
	Farmgate Prices				Wholesale Prices				Retail Prices			
	2008	2009	% Change		2008	2009	% Change		2008	2009	% Change	
(1)	(2)	(3)	(3)/(2)	(weekly)	(6)	(7)	(7)/(6)	(weekly)	(10)	(11)	(11)/(10)	(weekly)
Jun Wk 1	15.00	13.87	-7.53	-1.28	14.80	16.62	12.30	3.55	17.12	20.50	19.74	4.27
Wk 2	15.53	13.23	-14.81	-4.61	15.93	16.46	3.33	-0.96	17.52	20.00	14.16	-2.44
Wk 3	15.95	13.05	-18.18	-1.36	16.00	16.40	2.50	-0.36	18.52	20.20	9.07	1.00
Wk 4	14.94	13.03	-12.78	-0.15	15.07	16.38	8.69	-0.12	18.07	20.30	12.34	0.50
Jul Wk1R	13.89	13.34	-3.96	2.38	15.22	16.63	9.26	1.53	19.03	20.50	7.72	0.99
Wk 2P	12.97	13.59	4.78	1.87	13.50	16.11	19.33	-3.13	17.07	20.20	18.34	-1.46

Note: R-revised; P-preliminary

