

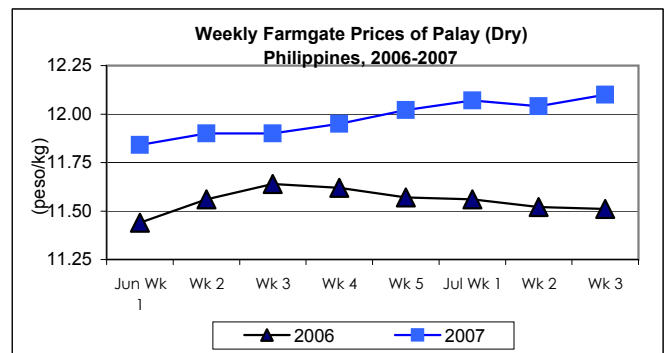


Updates on Palay, Rice & Corn Prices, July 18 - 24, 2007

A. Farmgate Price of Palay

* Palay price posted an upswing after the decrease last week.

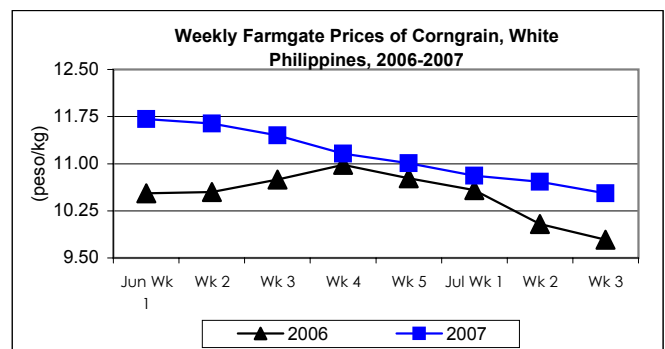
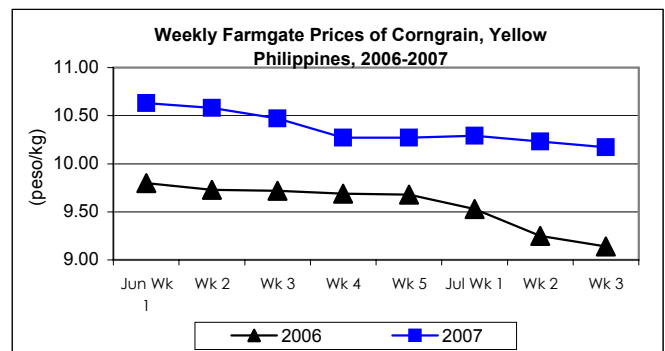
- Price at P12.10/kg was **higher** by 0.50% than the preceding week's price and by 5.13% than the 2006 record.



B. Farmgate Prices of Corngrain, Yellow and White

* Farmgate prices of yellow and white corngrain prices moved down from last week's prices but both maintained higher levels than last year's records.

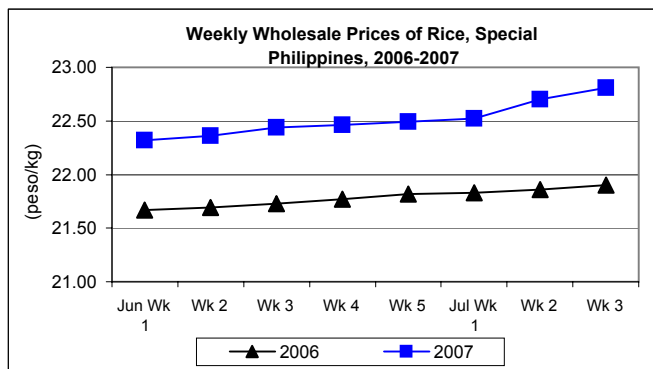
- Yellow corngrain price at P10.17/kg **fell** by 0.59% from last week's record but **grew** by 11.27% from last year's price.
- White corngrain price settled at P10.53/kg and recorded a **decrement** of 1.68% from the previous week's price but a 7.56% **gain** from last year's record.



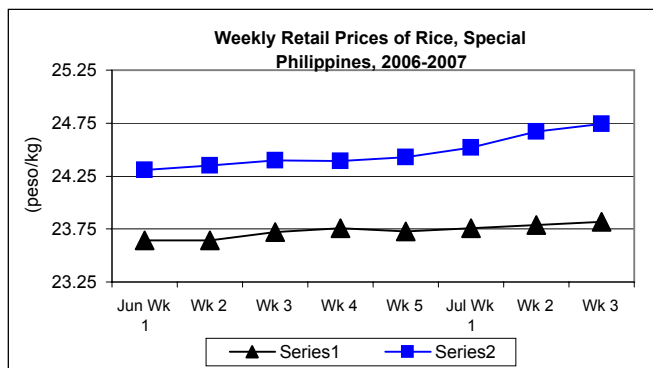
C. Wholesale and Retail Prices of Rice, Special

☀ There was a sustained uptrend of prices relative to last week's and last year's levels.

- Wholesale price was **higher** this week at P22.81/kg gaining 0.48% from last week's price and by 4.16% above last year's quotation.



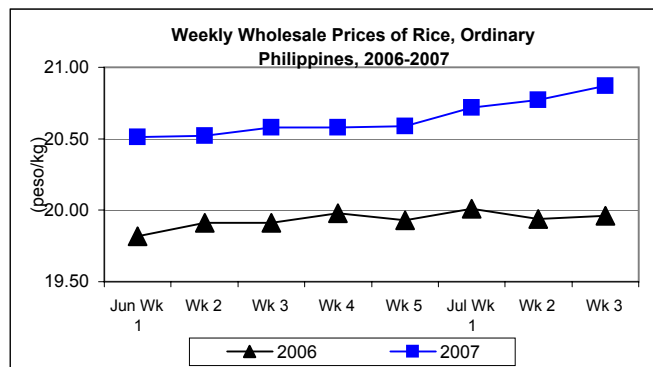
- Retail price was quoted at P24.74/kg, **up** by 0.28% from the report last week and by 3.86% from the price of 2006.



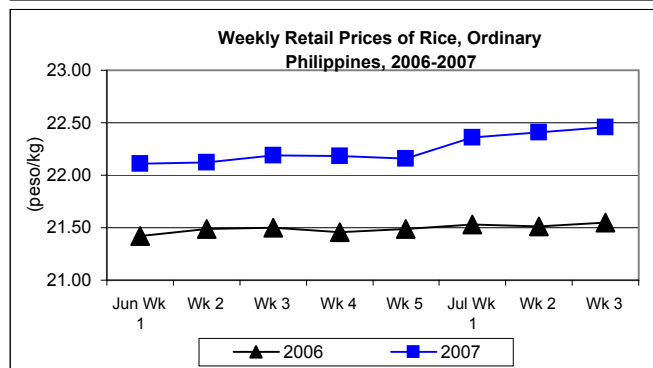
D. Wholesale and Retail Prices of Rice, Ordinary

☀ Both price levels were higher this week. Both levels gained increases from last year's prices.

- Wholesale price at P20.87/kg showed a 0.48% **increment** from last week's price. Compared to 2006 report, price **increased** by 4.56%.



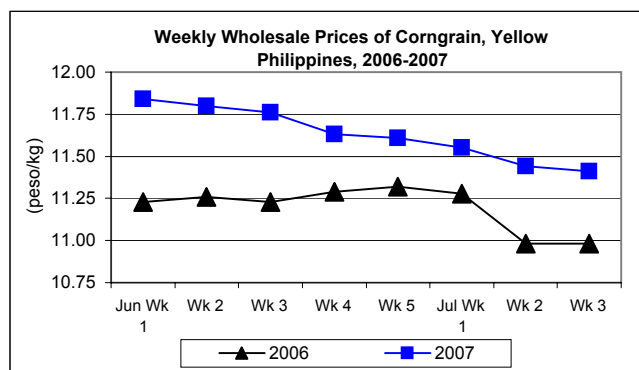
- Retail price at P22.46/kg was **higher** this week. It went **up** by 0.22% from last week's quotation and by 4.22% from last year's records.



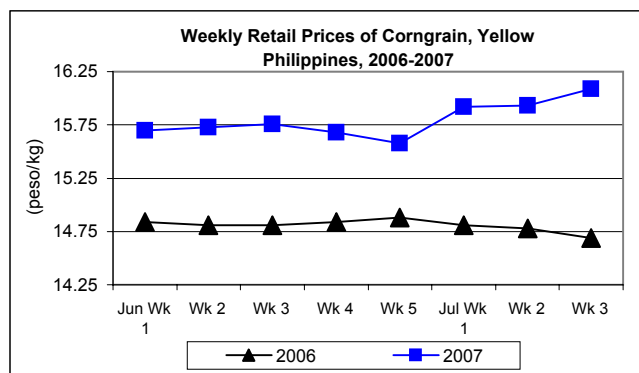
E. Wholesale and Retail Prices of Corngrain, Yellow

☀ Wholesale prices were on a continuous uptrend while retail prices showed increases for three weeks now.

- Wholesale price which averaged P11.41/kg was **down** by 0.26% from last week's report but **up** by 3.92% from last year's record.



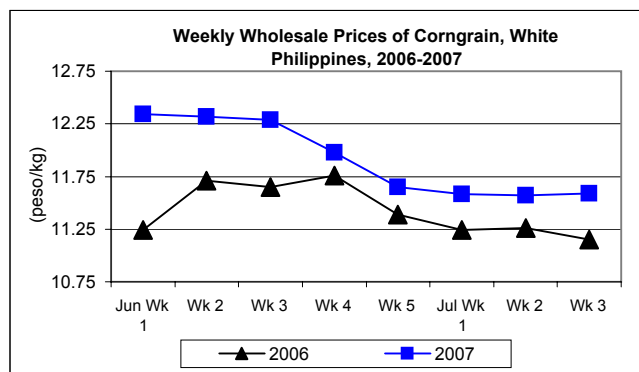
- Retail price at P16.09/kg indicated **increases** of 1% to 9.53% from last week's and last year's record, respectively.



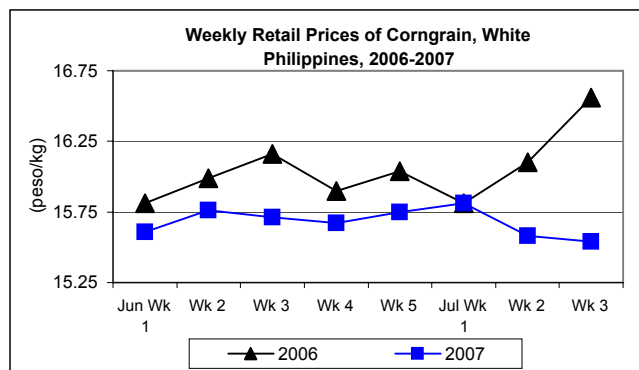
F. Wholesale and Retail Prices of Corngrain, White

☀ With an increase this week, wholesale price halted its uptrend. Retail prices were on its 2nd week of moving up.

- Wholesale price averaged P11.59/kg which indicated **increments** of 0.17% from last week's report and 3.95% from last year's record.



- Retail price was **down** from P15.58/kg to P15.54/kg this week. Weekly average price **dropped** by 6.16% from last year's record.



Annex 1

Comparative Weekly Farmgate, Wholesale and Retail Prices of Palay, Rice and Corn, Philippines

Month/Week	Palay (Dry)				Rice, Special							
	Farmgate Prices				Wholesale Prices				Retail Prices			
	2006	2007	% Change		2006	2007	% Change		2006	2007	% Change	
(1)	(2)	(3)	(3)/(2)	(weekly)	(6)	(7)	(7)/(6)	(weekly)	(10)	(11)	(11)/(10)	(weekly)
Jun Wk 1	11.44	11.84	3.50	0.68	21.67	22.32	3.00	-0.13	23.64	24.31	2.83	0.12
Wk 2	11.56	11.90	2.94	0.51	21.69	22.36	3.09	0.18	23.64	24.35	3.00	0.16
Wk 3	11.64	11.90	2.23	0.00	21.73	22.44	3.27	0.36	23.72	24.40	2.87	0.21
Wk 4	11.62	11.95	2.84	0.42	21.77	22.46	3.17	0.09	23.76	24.39	2.65	-0.04
Wk 5	11.57	12.02	3.89	0.59	21.82	22.49	3.07	0.13	23.73	24.43	2.95	0.16
Jul Wk 1	11.56	12.07	4.41	0.42	21.83	22.52	3.16	0.13	23.76	24.52	3.20	0.37
Wk 2	11.52	12.03	4.43	-0.33	21.86	22.70	3.84	0.80	23.79	24.67	3.70	0.61
Wk 3	11.51	12.10	5.13	0.58	21.90	22.81	4.16	0.48	23.82	24.74	3.86	0.28

Month/Week	Rice, Ordinary							
	Wholesale Prices				Retail Prices			
	2006	2007	% Change		2006	2007	% Change	
(1)	(2)	(3)	(3)/(2)	(weekly)	(6)	(7)	(7)/(6)	(weekly)
Jun Wk 1	19.82	20.51	3.48	0.15	21.42	22.11	3.22	0.32
Wk 2	19.91	20.52	3.06	0.05	21.49	22.12	2.93	0.05
Wk 3	19.91	20.58	3.37	0.29	21.50	22.19	3.21	0.32
Wk 4	19.98	20.58	3.00	0.00	21.46	22.18	3.36	-0.05
Wk 5	19.93	20.59	3.31	0.05	21.49	22.16	3.12	-0.09
Jul Wk 1	20.01	20.72	3.55	0.63	21.53	22.36	3.86	0.90
Wk 2	19.94	20.77	4.16	0.24	21.51	22.41	4.18	0.22
Wk 3	19.96	20.87	4.56	0.48	21.55	22.46	4.22	0.22

Month/Week	Corngrain, Yellow											
	Farmgate Prices				Wholesale Prices				Retail Prices			
	2006	2007	% Change		2006	2007	% Change		2006	2007	% Change	
(1)	(2)	(3)	(3)/(2)	(weekly)	(6)	(7)	(7)/(6)	(weekly)	(10)	(11)	(11)/(10)	(weekly)
Jun Wk 1	9.80	10.63	8.47	0.19	11.23	11.84	5.43	0.25	14.84	15.70	5.80	0.38
Wk 2	9.73	10.58	8.74	-0.47	11.26	11.80	4.80	-0.34	14.81	15.73	6.21	0.19
Wk 3	9.72	10.47	7.72	-1.04	11.23	11.76	4.72	-0.34	14.81	15.76	6.41	0.19
Wk 4	9.69	10.27	5.99	-1.91	11.29	11.63	3.01	-1.11	14.84	15.68	5.66	-0.51
Wk 5	9.68	10.27	6.10	0.00	11.32	11.61	2.56	-0.17	14.88	15.58	4.70	-0.64
Jul Wk 1	9.53	10.29	7.97	0.19	11.28	11.55	2.39	-0.52	14.81	15.92	7.49	2.18
Wk 2	9.25	10.23	10.59	-0.58	10.98	11.43	4.10	-1.04	14.78	15.93	7.78	0.06
Wk 3	9.14	10.17	11.27	-0.59	10.98	11.41	3.92	-0.17	14.69	16.09	9.53	1.00

Month/Week	Corngrain, White											
	Farmgate Prices				Wholesale Prices				Retail Prices			
	2006	2007	% Change		2006	2007	% Change		2006	2007	% Change	
(1)	(2)	(3)	(3)/(2)	(weekly)	(6)	(7)	(7)/(6)	(weekly)	(10)	(11)	(11)/(10)	(weekly)
Jun Wk 1	10.53	11.71	11.21	-1.01	11.24	12.34	9.79	-0.64	15.81	15.61	-1.27	0.52
Wk 2	10.55	11.64	10.33	-0.60	11.71	12.32	5.21	-0.16	15.99	15.76	-1.44	0.96
Wk 3	10.75	11.45	6.51	-1.63	11.65	12.29	5.49	-0.24	16.16	15.71	-2.78	-0.32
Wk 4	10.98	11.16	1.64	-2.53	11.76	11.98	1.87	-2.52	15.90	15.67	-1.45	-0.25
Wk 5	10.77	11.01	2.23	-1.34	11.39	11.65	2.28	-2.75	16.04	15.75	-1.81	0.51
Jul Wk 1	10.58	10.81	2.17	-1.82	11.24	11.58	3.02	-0.60	15.81	15.81	0.00	0.38
Wk 2	10.04	10.71	6.67	-0.93	11.26	11.57	2.75	-0.09	16.10	15.58	-3.23	-1.45
Wk 3	9.79	10.53	7.56	-1.68	11.15	11.59	3.95	0.17	16.56	15.54	-6.16	-0.26