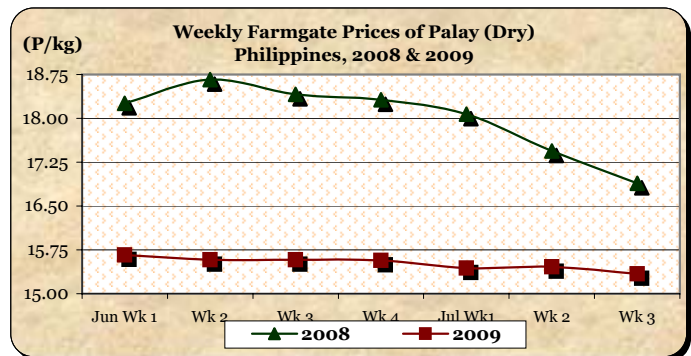


## A. Farmgate Price of Palay

\* Palay price declined anew after last week's recovery.

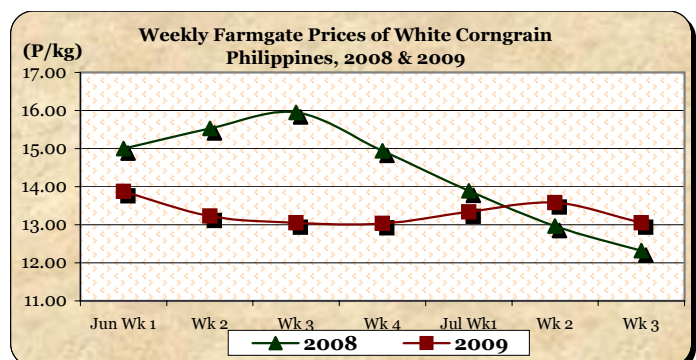
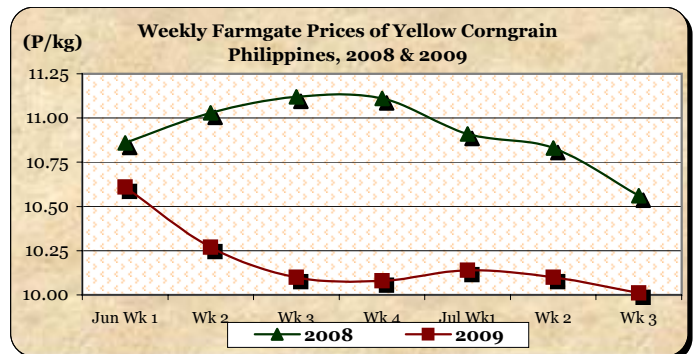
- Average price at P15.34/kg **dropped** by 0.78% and 9.18% relative to prices of last week and last year, respectively.



## B. Farmgate Prices of Corngrain, Yellow and White

\* Price of yellow corngrain continued to go down at a rate faster than last week's record while that of white corngrain decreased significantly after two consecutive weeks of increases.

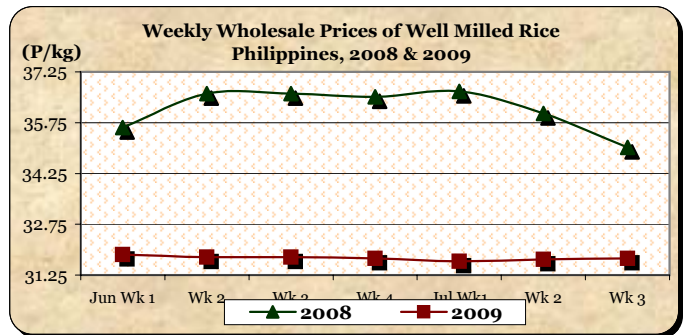
- Yellow corngrain price at P10.01/kg indicated **cuts** of 0.89% from last week's quotation and 5.21% from 2008 level.
- White corngrain price at P13.05/kg registered a 3.90% **reduction** from last week's P13.58/kg but reflected a 5.93% **gain** from last year's P12.32/kg.



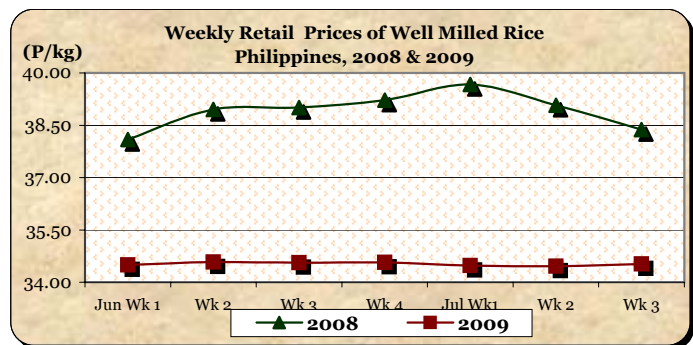
**C. Wholesale and Retail Prices of Well Milled Rice (WMR)**

\* Prices at both wholesale and retail levels moved upward.

- At wholesale, the average price of P31.74/kg was 0.09% **higher** than last week's level but was 9.37% **lower** than 2008 record.



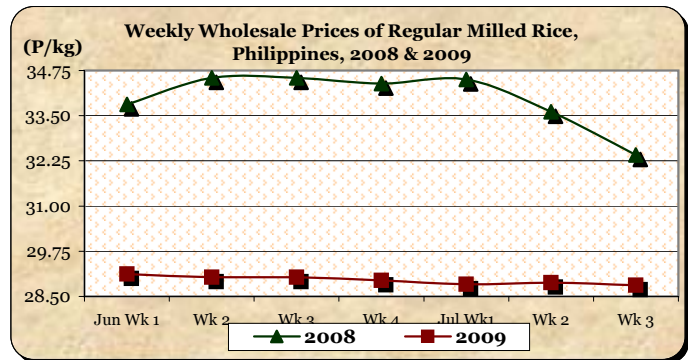
- At retail, the average price of P34.52/kg was 0.17% **above** last week's P34.46/kg but was 10.06% **below** last year's P38.38/kg.



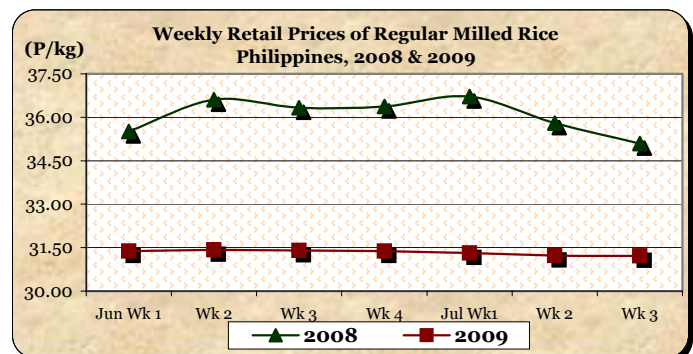
**D. Wholesale and Retail Prices of Regular Milled Rice (RMR)**

\* Both wholesale and retail prices went down.

- Average wholesale price at P28.81/kg slid by 0.24% and 11.11% from last week's and last year's levels, respectively.



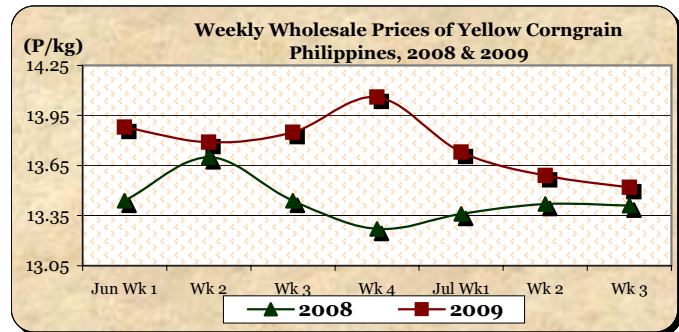
- Average retail price at P31.21/kg was down by 0.06% from last week's report and by 11.06% relative to last year's record.



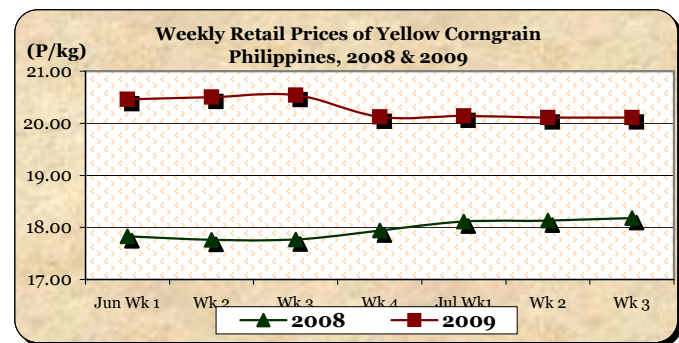
**E. Wholesale and Retail Prices of Corngrain, Yellow**

✦ Price at wholesale sustained reductions while price at retail remained at last week's level.

■ The average wholesale price of P13.52/kg recorded a 0.52% **decrement** from last week's price but posted a 0.82% **increment** over last year's quotation.



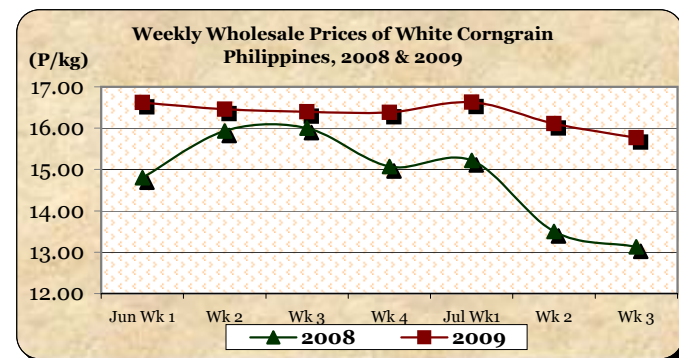
■ The average retail price **remained** at last week's P20.11/kg. Compared to 2008 level, this was 10.62% **higher**.



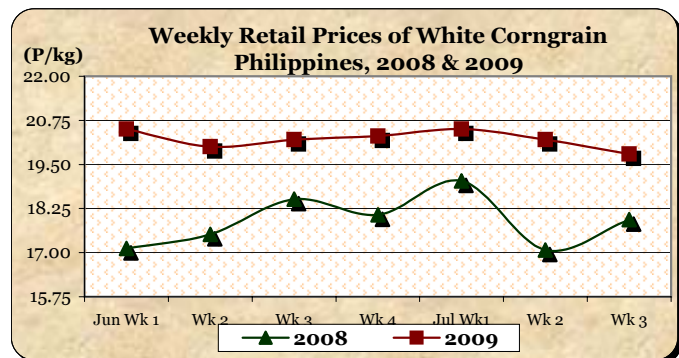
**F. Wholesale and Retail Prices of Corngrain, White**

✦ Price reductions were noted at both wholesale and retail levels.

■ At wholesale, the average price of P15.77/kg indicated a 2.11% **cut** from last week's P16.11/kg but posted a 20.11% **mark-up** from last year's P13.13/kg.



■ At retail, average price of P19.80/kg **fell** by 1.98% from last week's quotation but **rose** by 10.37% from that of last year.



**Annex 1**

**Comparative Weekly Farmgate, Wholesale and Retail Prices of Palay, Rice and Corn, Philippines**

Month/Week	Palay (Dry)				Well Milled Rice (WMR)							
	Farmgate Prices				Wholesale Prices				Retail Prices			
	2008	2009	% Change		2008	2009	% Change		2008	2009	% Change	
(1)	(2)	(3)	(3)/(2)	(weekly)	(6)	(7)	(7)/(6)	(weekly)	(10)	(11)	(11)/(10)	(weekly)
Jun Wk 1	18.26	15.66	-14.24	-0.70	35.61	31.85	-10.56	-0.03	38.09	34.50	-9.43	-0.06
Wk 2	18.66	15.58	-16.51	-0.51	36.61	31.78	-13.19	-0.22	38.95	34.58	-11.22	0.23
Wk 3	18.41	15.58	-15.37	0.00	36.61	31.78	-13.19	0.00	39.01	34.56	-11.41	-0.06
Wk 4	18.32	15.57	-15.01	-0.06	36.51	31.74	-13.06	-0.13	39.22	34.57	-11.86	0.03
Jul Wk1	18.07	15.44	-14.55	-0.83	36.67	31.66	-13.66	-0.25	39.67	34.48	-13.08	-0.26
Wk 2R	17.44	15.46	-11.35	0.13	36.02	31.71	-11.97	0.16	39.07	34.46	-11.80	-0.06
Wk 3P	16.89	15.34	-9.18	-0.78	35.02	31.74	-9.37	0.09	38.38	34.52	-10.06	0.17

Month/Week	Regular Milled Rice (RMR)							
	Wholesale Prices				Retail Prices			
	2008	2009	% Change		2008	2009	% Change	
(1)	(2)	(3)	(3)/(2)	(weekly)	(6)	(7)	(7)/(6)	(weekly)
Jun Wk 1	33.81	29.12	-13.87	0.21	35.51	31.38	-11.63	-0.16
Wk 2	34.55	29.03	-15.98	-0.31	36.60	31.42	-14.15	0.13
Wk 3	34.55	29.03	-15.98	0.00	36.33	31.40	-13.57	-0.06
Wk 4	34.39	28.94	-15.85	-0.31	36.37	31.38	-13.72	-0.06
Jul Wk1	34.50	28.84	-16.41	-0.35	36.72	31.31	-14.73	-0.22
Wk 2R	33.61	28.88	-14.07	0.14	35.80	31.23	-12.77	-0.26
Wk 3P	32.41	28.81	-11.11	-0.24	35.09	31.21	-11.06	-0.06

Month/Week	Corngrain, Yellow											
	Farmgate Prices				Wholesale Prices				Retail Prices			
	2008	2009	% Change		2008	2009	% Change		2008	2009	% Change	
(1)	(2)	(3)	(3)/(2)	(weekly)	(6)	(7)	(7)/(6)	(weekly)	(10)	(11)	(11)/(10)	(weekly)
Jun Wk 1	10.86	10.61	-2.30	-1.12	13.44	13.88	3.27	0.22	17.83	20.46	14.75	-0.63
Wk 2	11.03	10.27	-6.89	-3.20	13.70	13.79	0.66	-0.65	17.76	20.50	15.43	0.20
Wk 3	11.12	10.10	-9.17	-1.66	13.44	13.85	3.05	0.44	17.77	20.54	15.59	0.20
Wk 4	11.11	10.08	-9.27	-0.20	13.27	14.06	5.95	1.52	17.94	20.12	12.15	-2.04
Jul Wk1	10.91	10.14	-7.06	0.60	13.36	13.73	2.77	-2.35	18.11	20.14	11.21	0.10
Wk 2R	10.83	10.10	-6.74	-0.39	13.42	13.59	1.27	-1.02	18.13	20.11	10.92	-0.15
Wk 3P	10.56	10.01	-5.21	-0.89	13.41	13.52	0.82	-0.52	18.18	20.11	10.62	0.00

Month/Week	Corngrain, White											
	Farmgate Prices				Wholesale Prices				Retail Prices			
	2008	2009	% Change		2008	2009	% Change		2008	2009	% Change	
(1)	(2)	(3)	(3)/(2)	(weekly)	(6)	(7)	(7)/(6)	(weekly)	(10)	(11)	(11)/(10)	(weekly)
Jun Wk 1	15.00	13.87	-7.53	-1.28	14.80	16.62	12.30	3.55	17.12	20.50	19.74	4.27
Wk 2	15.53	13.23	-14.81	-4.61	15.93	16.46	3.33	-0.96	17.52	20.00	14.16	-2.44
Wk 3	15.95	13.05	-18.18	-1.36	16.00	16.40	2.50	-0.36	18.52	20.20	9.07	1.00
Wk 4	14.94	13.03	-12.78	-0.15	15.07	16.38	8.69	-0.12	18.07	20.30	12.34	0.50
Jul Wk1	13.89	13.34	-3.96	2.38	15.22	16.63	9.26	1.53	19.03	20.50	7.72	0.99
Wk 2R	12.97	13.58	4.70	1.80	13.50	16.11	19.33	-3.13	17.07	20.20	18.34	-1.46
Wk 3P	12.32	13.05	5.93	-3.90	13.13	15.77	20.11	-2.11	17.94	19.80	10.37	-1.98

Note: R-revised; P-preliminary

