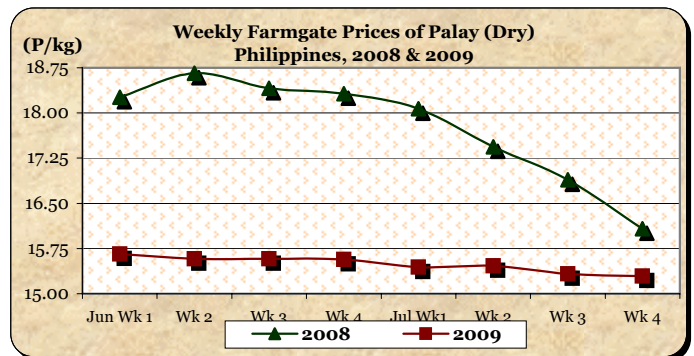


A. Farmgate Price of Palay

* Price continued to decline at a rate slower than last week's movement.

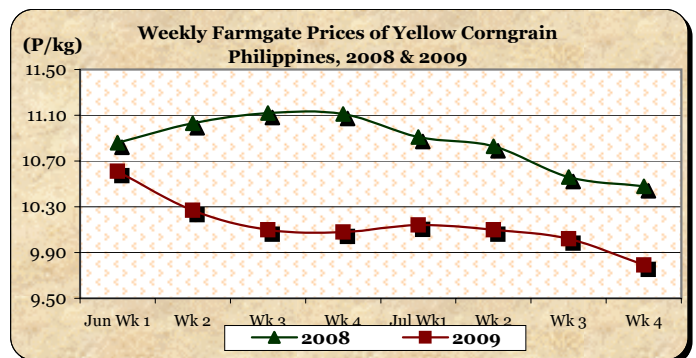
- Average price at P15.29/kg **dropped** by 0.26% from last week's price and by 4.91% relative to last year's level.



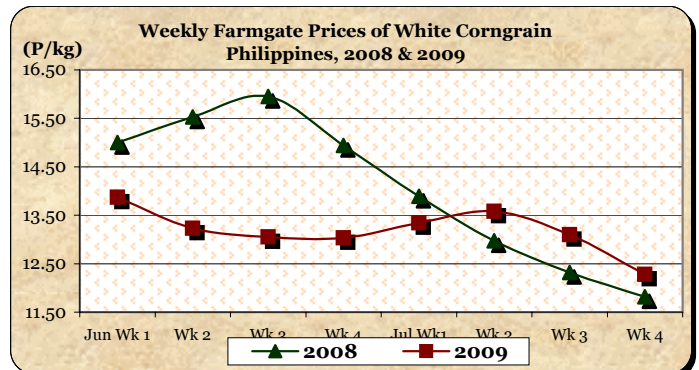
B. Farmgate Prices of Corngrain, Yellow and White

* Prices of yellow corngrain and white corngrain sustained cuts at rates much faster than last week's records.

- Yellow corngrain price at P9.79/kg **slid** by 2.30% and 6.58% compared to prices of last week and last year, respectively.



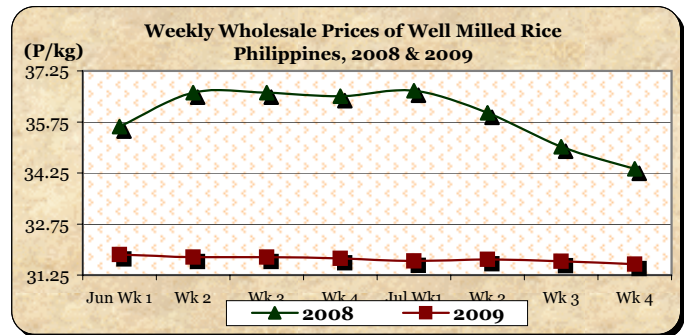
- White corngrain price at P12.28/kg further **dropped** by 6.26% from last week's reduced quotation but **increased** by 3.89% from the 2008 price.



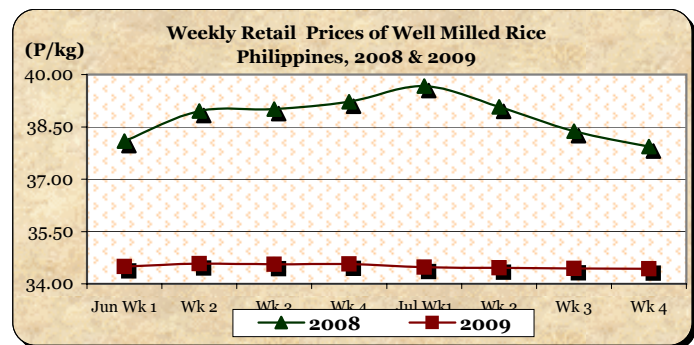
C. Wholesale and Retail Prices of Well Milled Rice (WMR)

* Prices at both wholesale and retail continuously went down, although, at sluggish rates.

■ At wholesale, the average price of P31.57/kg was **lower** by 0.25% and 8.15% from last week's and last year's levels, respectively.



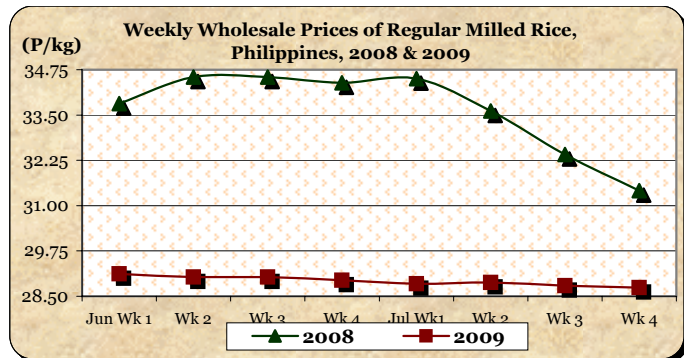
■ At retail, the average price of P34.43/kg was slightly **down** by 0.03% from last week's P34.44/kg and by 9.25% from last year's P37.94/kg.



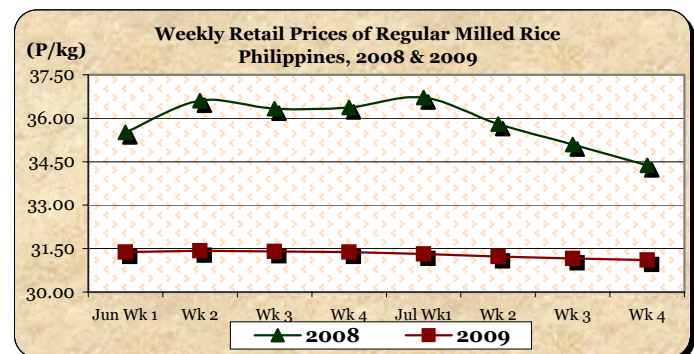
D. Wholesale and Retail Prices of Regular Milled Rice (RMR)

* Price reductions were recorded at both wholesale and retail levels.

■ The average wholesale price of P28.74/kg **fell** by 0.17% and 8.50% from prices of last week and last year, respectively.



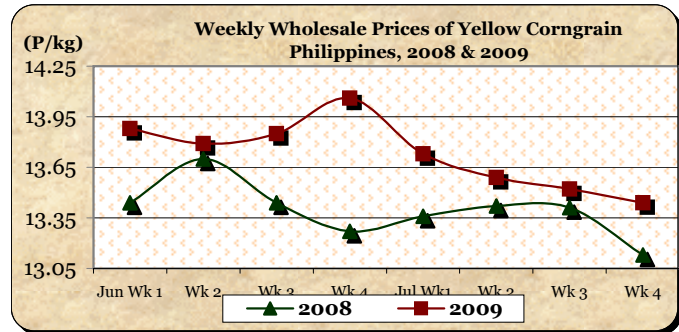
■ The average retail price of P31.11/kg **declined** by 0.16% from last week's price and by 9.49% from 2008 level.



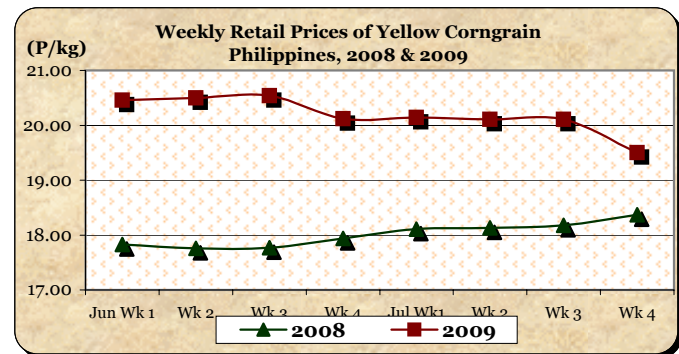
E. Wholesale and Retail Prices of Corngrain, Yellow

* Price decreases were registered at both wholesale and retail levels.

■ At wholesale, the average price of P13.44/kg was 0.59% **below** last week's P13.52/kg but 2.36% **above** last year's P13.13/kg.



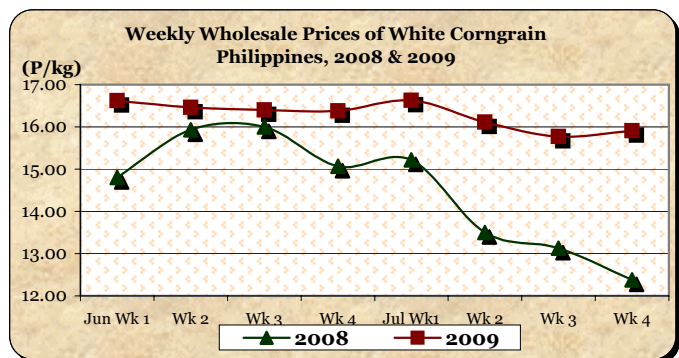
■ At retail, the average price of P19.50/kg posted a 3.03% **decrement** relative to last week's price but indicated a 6.15% **increment** compared to 2008 level.



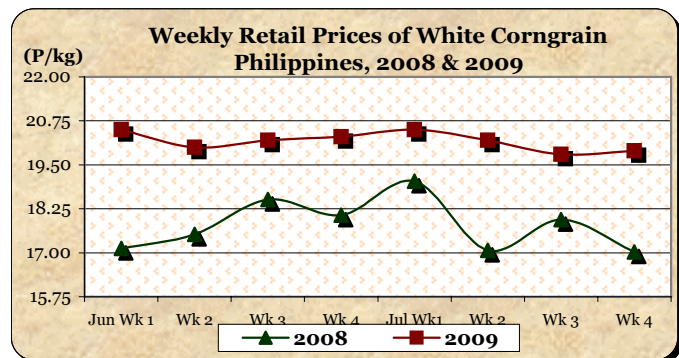
F. Wholesale and Retail Prices of Corngrain, White

* Prices at both wholesale and retail levels went up after two (2) consecutive weeks of decreases.

■ The average wholesale price at P15.91/kg registered **mark-ups** of 0.89% and 28.51% from last week's and last year's prices, respectively.



■ The average retail price at P19.90/kg reflected **gains** of 0.51% from last week's P19.80/kg and by 16.92% from last year's P17.02/kg.



Annex 1

Comparative Weekly Farmgate, Wholesale and Retail Prices of Palay, Rice and Corn, Philippines

Month/Week	Palay (Dry)				Well Milled Rice (WMR)							
	Farmgate Prices				Wholesale Prices				Retail Prices			
	2008	2009	% Change		2008	2009	% Change		2008	2009	% Change	
(1)	(2)	(3)	(3)/(2)	(weekly)	(6)	(7)	(7)/(6)	(weekly)	(10)	(11)	(11)/(10)	(weekly)
Jun Wk 1	18.26	15.66	-14.24	-0.70	35.61	31.85	-10.56	-0.03	38.09	34.50	-9.43	-0.06
Wk 2	18.66	15.58	-16.51	-0.51	36.61	31.78	-13.19	-0.22	38.95	34.58	-11.22	0.23
Wk 3	18.41	15.58	-15.37	0.00	36.61	31.78	-13.19	0.00	39.01	34.56	-11.41	-0.06
Wk 4	18.32	15.57	-15.01	-0.06	36.51	31.74	-13.06	-0.13	39.22	34.57	-11.86	0.03
Jul Wk 1	18.07	15.44	-14.55	-0.83	36.67	31.66	-13.66	-0.25	39.67	34.48	-13.08	-0.26
Wk 2	17.44	15.46	-11.35	0.13	36.02	31.71	-11.97	0.16	39.07	34.46	-11.80	-0.06
Wk 3R	16.89	15.33	-9.24	-0.84	35.02	31.65	-9.62	-0.19	38.38	34.44	-10.27	-0.06
Wk 4P	16.08	15.29	-4.91	-0.26	34.37	31.57	-8.15	-0.25	37.94	34.43	-9.25	-0.03

Month/Week	Regular Milled Rice (RMR)							
	Wholesale Prices				Retail Prices			
	2008	2009	% Change		2008	2009	% Change	
(1)	(2)	(3)	(3)/(2)	(weekly)	(6)	(7)	(7)/(6)	(weekly)
Jun Wk 1	33.81	29.12	-13.87	0.21	35.51	31.38	-11.63	-0.16
Wk 2	34.55	29.03	-15.98	-0.31	36.60	31.42	-14.15	0.13
Wk 3	34.55	29.03	-15.98	0.00	36.33	31.40	-13.57	-0.06
Wk 4	34.39	28.94	-15.85	-0.31	36.37	31.38	-13.72	-0.06
Jul Wk 1	34.50	28.84	-16.41	-0.35	36.72	31.31	-14.73	-0.22
Wk 2	33.61	28.88	-14.07	0.14	35.80	31.23	-12.77	-0.26
Wk 3R	32.41	28.79	-11.17	-0.31	35.09	31.16	-11.20	-0.22
Wk 4P	31.41	28.74	-8.50	-0.17	34.37	31.11	-9.49	-0.16

Month/Week	Corngrain, Yellow											
	Farmgate Prices				Wholesale Prices				Retail Prices			
	2008	2009	% Change		2008	2009	% Change		2008	2009	% Change	
(1)	(2)	(3)	(3)/(2)	(weekly)	(6)	(7)	(7)/(6)	(weekly)	(10)	(11)	(11)/(10)	(weekly)
Jun Wk 1	10.86	10.61	-2.30	-1.12	13.44	13.88	3.27	0.22	17.83	20.46	14.75	-0.63
Wk 2	11.03	10.27	-6.89	-3.20	13.70	13.79	0.66	-0.65	17.76	20.50	15.43	0.20
Wk 3	11.12	10.10	-9.17	-1.66	13.44	13.85	3.05	0.44	17.77	20.54	15.59	0.20
Wk 4	11.11	10.08	-9.27	-0.20	13.27	14.06	5.95	1.52	17.94	20.12	12.15	-2.04
Jul Wk 1	10.91	10.14	-7.06	0.60	13.36	13.73	2.77	-2.35	18.11	20.14	11.21	0.10
Wk 2	10.83	10.10	-6.74	-0.39	13.42	13.59	1.27	-1.02	18.13	20.11	10.92	-0.15
Wk 3R	10.56	10.02	-5.11	-0.79	13.41	13.52	0.82	-0.52	18.18	20.11	10.62	0.00
Wk 4P	10.48	9.79	-6.58	-2.30	13.13	13.44	2.36	-0.59	18.37	19.50	6.15	-3.03

Month/Week	Corngrain, White											
	Farmgate Prices				Wholesale Prices				Retail Prices			
	2008	2009	% Change		2008	2009	% Change		2008	2009	% Change	
(1)	(2)	(3)	(3)/(2)	(weekly)	(6)	(7)	(7)/(6)	(weekly)	(10)	(11)	(11)/(10)	(weekly)
Jun Wk 1	15.00	13.87	-7.53	-1.28	14.80	16.62	12.30	3.55	17.12	20.50	19.74	4.27
Wk 2	15.53	13.23	-14.81	-4.61	15.93	16.46	3.33	-0.96	17.52	20.00	14.16	-2.44
Wk 3	15.95	13.05	-18.18	-1.36	16.00	16.40	2.50	-0.36	18.52	20.20	9.07	1.00
Wk 4	14.94	13.03	-12.78	-0.15	15.07	16.38	8.69	-0.12	18.07	20.30	12.34	0.50
Jul Wk 1	13.89	13.34	-3.96	2.38	15.22	16.63	9.26	1.53	19.03	20.50	7.72	0.99
Wk 2	12.97	13.58	4.70	1.80	13.50	16.11	19.33	-3.13	17.07	20.20	18.34	-1.46
Wk 3R	12.32	13.10	6.33	-3.53	13.13	15.77	20.11	-2.11	17.94	19.80	10.37	-1.98
Wk 4P	11.82	12.28	3.89	-6.26	12.38	15.91	28.51	0.89	17.02	19.90	16.92	0.51

Note: R-revised; P-preliminary

